

Brown Bros East
25 B² 121 900

Jim Clarke



BUCYRUS-ERIE



®

BUCYRUS-ERIE COMPANY
P.O. BOX 3729
EVANSVILLE, INDIANA 47701
PHONE: 812-422-3241

PARTS CATALOG

This is a Parts Catalog Supplement No. 139E
dated 7-73.

Revised drawings must be replaced by corresponding attached pages. New drawings must be inserted in their proper alphanumeric order.

Your attention is called to the pages titled "How to use your Parts Catalog", "Product Index", and "Parts Ordering Procedure". For correct ordering of parts, it is imperative that procedure be followed.

Note: Following to be completed by person filing this Supplement.

This Supplement filed by L. Clayton
on 6-13-74

Place this page in front of existing Parts Catalog cover page for future reference.

MODEL 25B

SERIAL NUMBER
FOR
SALES • SERVICE • PARTS • RENTALS
CALL...

CROOK COMPANY

11250 FIRESTONE BLVD. NORWALK

PARTS: (213) 868-3281

SALES & SERVICE: (213) 864-6501



BUCYRUS-ERIE



BUCYRUS-ERIE COMPANY
P.O. BOX 3729
EVANSVILLE, INDIANA 47701
PHONE: 812-422-3241

PARTS CATALOG

THIS IS A COMPLETE NEW PARTS CATALOG DATED 4/73.

IT SUPERSEDES ALL PREVIOUS ISSUES AND REISSUES.

YOUR ATTENTION IS CALLED TO THE PAGES TITLED "HOW TO USE YOUR PARTS CATALOG", "PICTORIAL INDEX" AND "PARTS ORDERING PROCEDURE". FOR CORRECT ORDERING OF PARTS, IT IS IMPERATIVE THIS PROCEDURE BE FOLLOWED.

MODEL 25B
SERIAL NUMBER

DEALER _____
ADDRESS _____

TELEPHONE _____
PARTS MANAGER _____



INSTRUCTIONS FOR ORDERING EXCAVATOR PARTS

ILLUSTRATIONS

The illustrations in this Parts Catalog are for general application to machines of this model. Parts will be furnished to fit the machine for which you give the Serial Number, even if some of the illustrations do not indicate those parts exactly as they appear on your machine.

RIGHT OR LEFT

Right or left hand is determined from the power unit looking toward the boom.

FRONT OR REAR

Front or rear is determined from the power unit looking toward the boom. The driving tumblers are at the rear of the Cats.

PARTS

Each part, and in some cases a group of parts or a unit is given a Catalog Reference Number and Name for use when ordering.

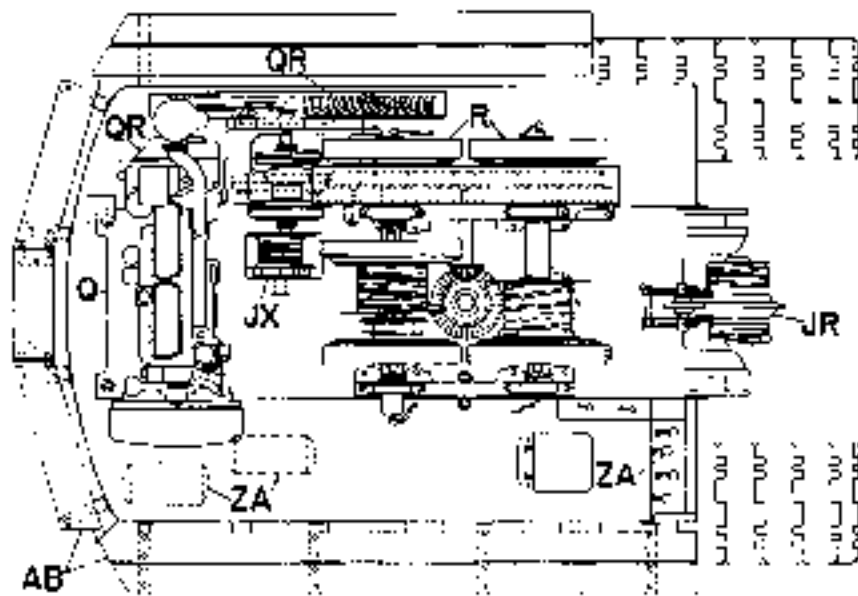
STANDARD HARDWARE PARTS

There are many standard hardware parts such as screws, bolts, pipes, fittings and similar items. These will be supplied upon request, but it is recommended they be purchased locally whenever possible.

Order parts from your nearest authorized distributor with the following information:

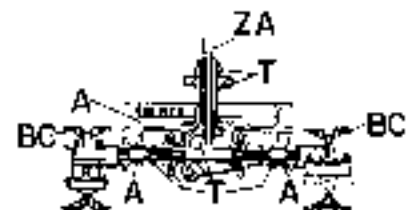
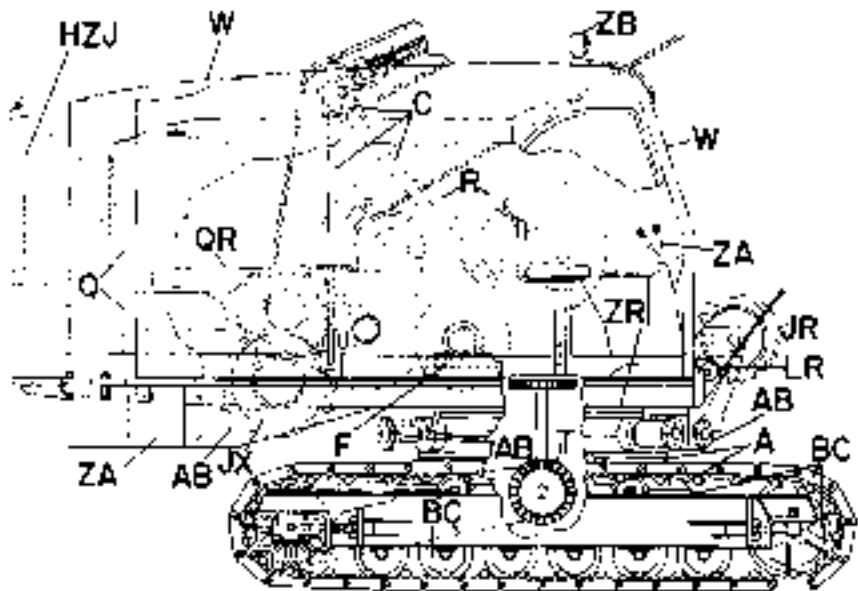
1. NAME OF PART
2. CATALOG REFERENCE NUMBER (Example JR1958)
3. MODEL AND SERIAL NUMBER OF MACHINE
4. QUANTITY
5. NAME PLATE READING
When ordering parts for engines, pumps, clutches, etc., always include the Name and Name Plate Reading of the unit. (These items should be ordered from your local industrial distributor of manufacturer whenever possible.)
6. SHIPPING INSTRUCTIONS

ADDITIONAL COPIES \$3.00 EACH



CATALOG REFERENCE

- A TRUCK FRAME
- AB REVOLVING FRAME
- BC CRAWLERS
- C A-FRAME
- F SWING MACHINERY
- HZJ COUNTERWEIGHT REMOVAL DEVICE
- JX BOOM HOIST
- LR DIPPER TRIP
- Q ENGINE
- QR TRANSMISSION
- R MAIN MACHINERY
- T PROPELLING MACHINERY
- YE FUEL SUPPLY
- ZA AIR CONTROL SYSTEM
- ZB ELECTRIC LIGHTS
- ZR COLLECTOR RINGS (ELECTRIC MACHINES)



CATALOG REFERENCE INDEX

BC CRAWLERS

DB DRAGLINE BUCKET
OR DRAGLINE CRANE

C A-FRAME STANDARDS
SHOVEL
DRAGSHOVEL
DRAGLINE
CLAMSHELL
CRANE

Q AUXILIARY A-FRAME
DRAGSHOVEL DRILL

JA BOOMS
SHOVEL
DRAGSHOVEL
DRAGLINE
CLAMSHELL
CRANE

JR BOOM MACHINERY
SHOVEL
DRAGSHOVEL
DRAGLINE
FRAME
CLAMSHELL
TAGLINE (CLAMSHELL)
JIB

L DIPPER
SHOVEL
DRAGSHOVEL

LR DIPPER TIP
SHOVEL
DRAGSHOVEL

M DIPPER HANDLE
SHOVEL
DRAGSHOVEL

N SADDLE BLOCK
SHOVEL ONLY

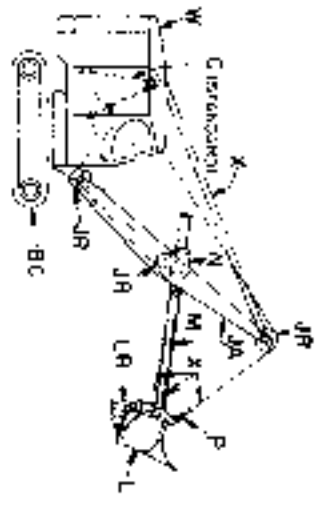
P PADLOCK
SHOVEL
DRAGSHOVEL
CRANE HOOK
JIB HOOD

W CAB

X ROPES

XA FAIRLEAD
DRAGLINE ONLY

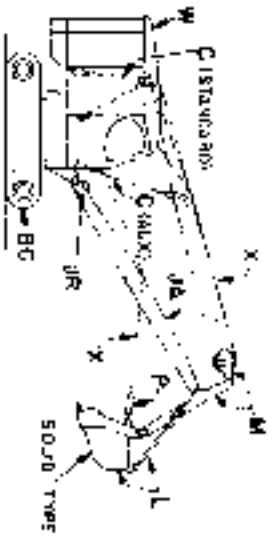
ZJ PILE DRIVER



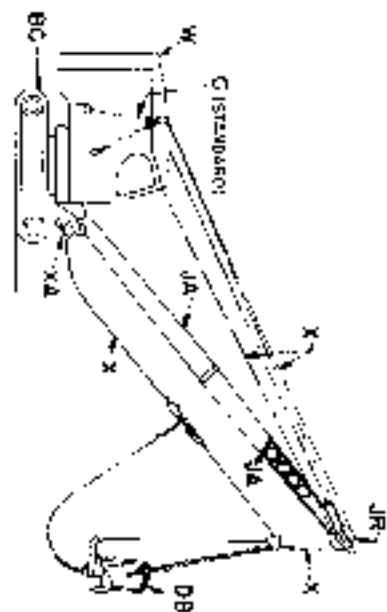
SHOVEL



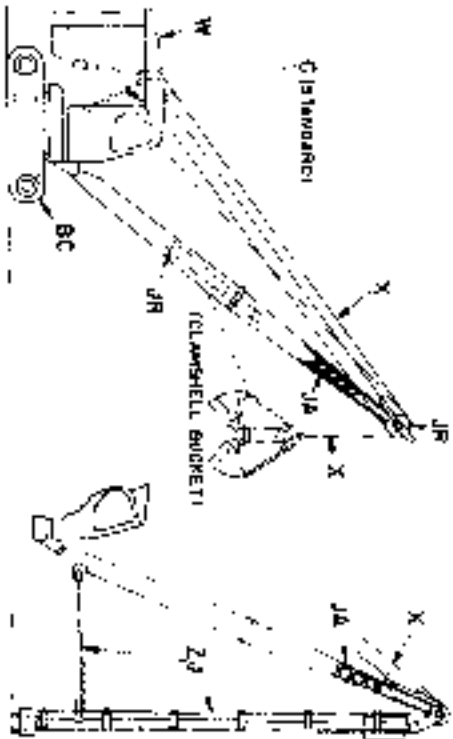

FROM CRANE TYPE



DRAGSHOVEL

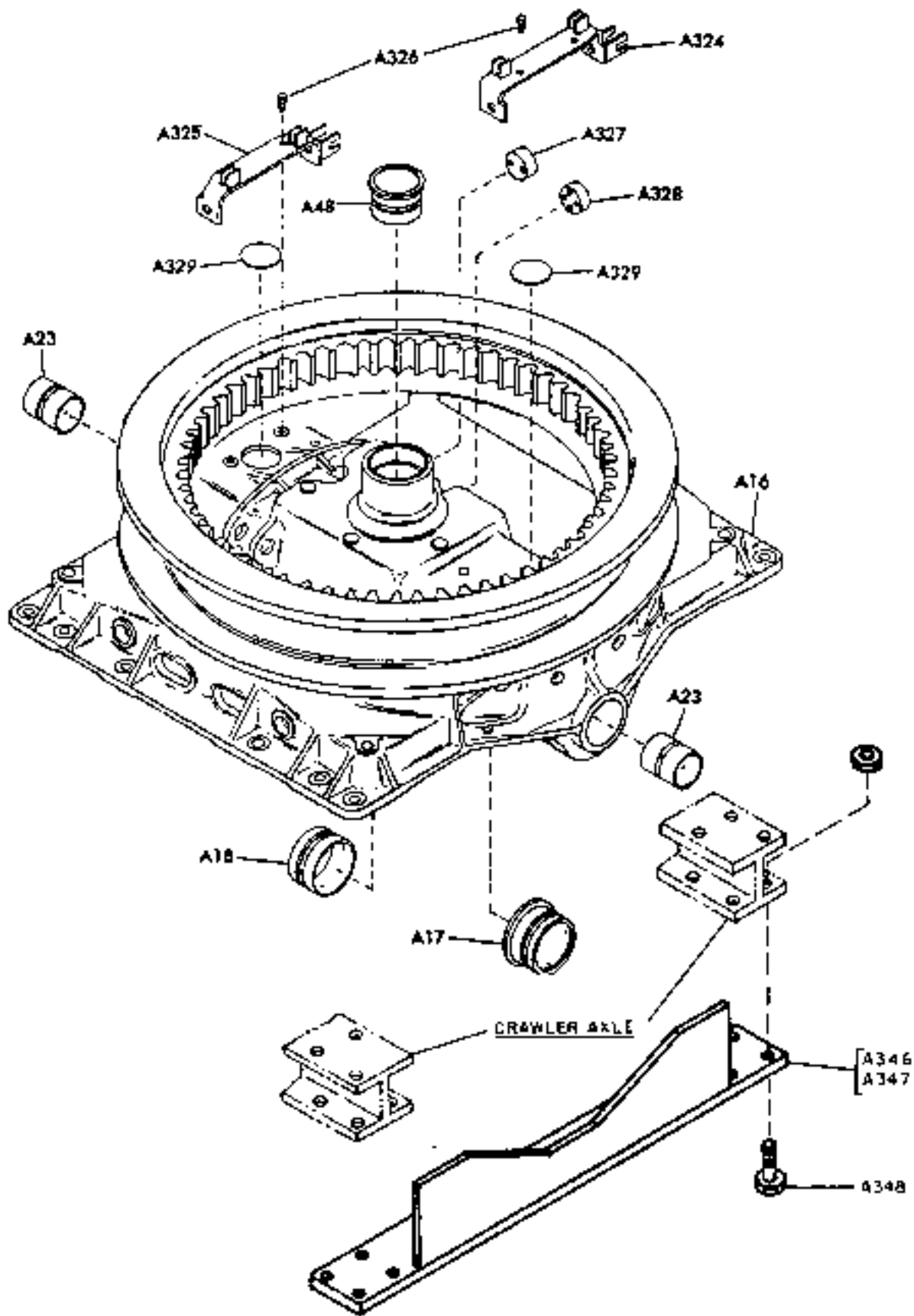


DRAGLINE

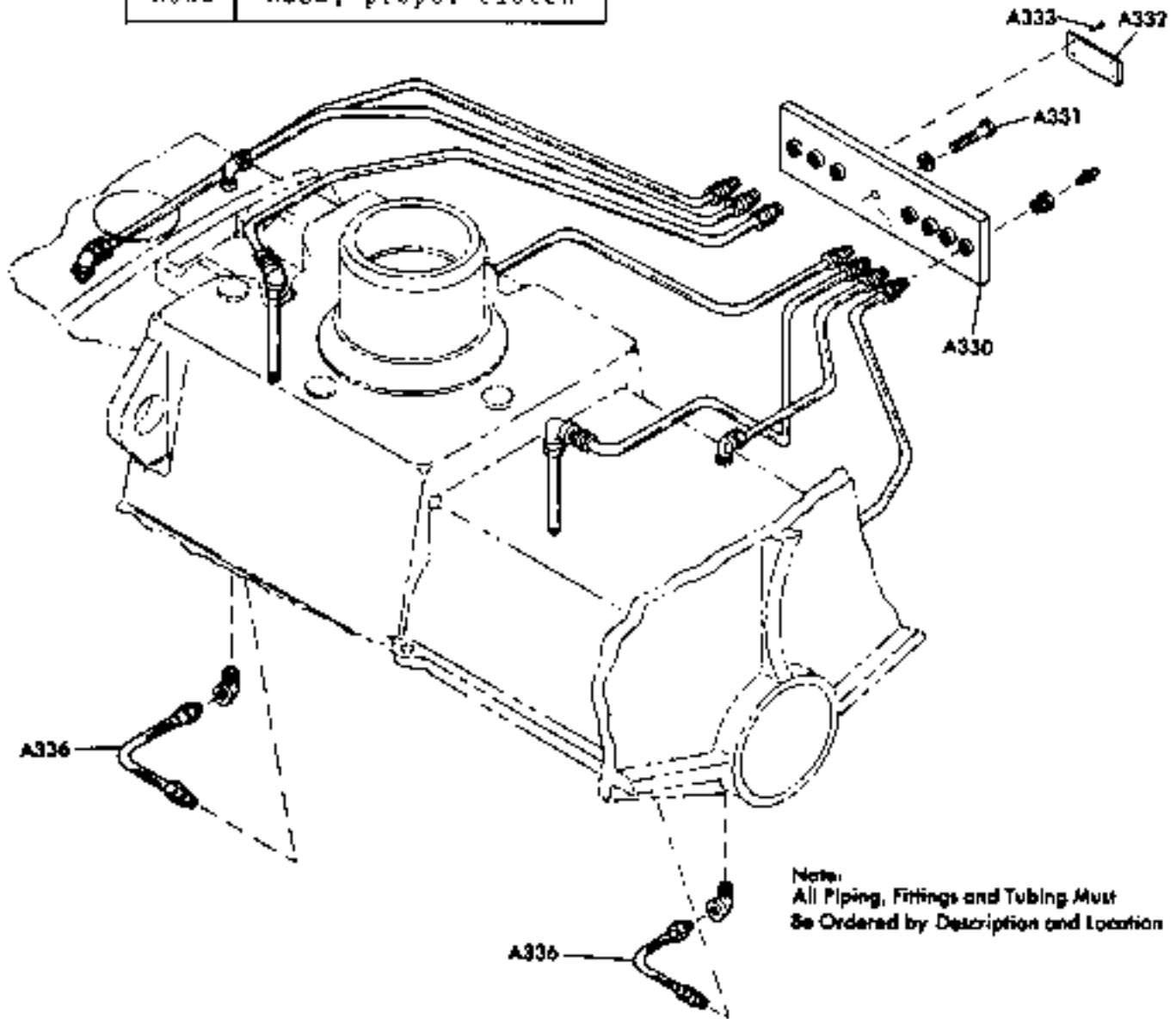


CLAMSHELL-CRANE & PILE DRIVER

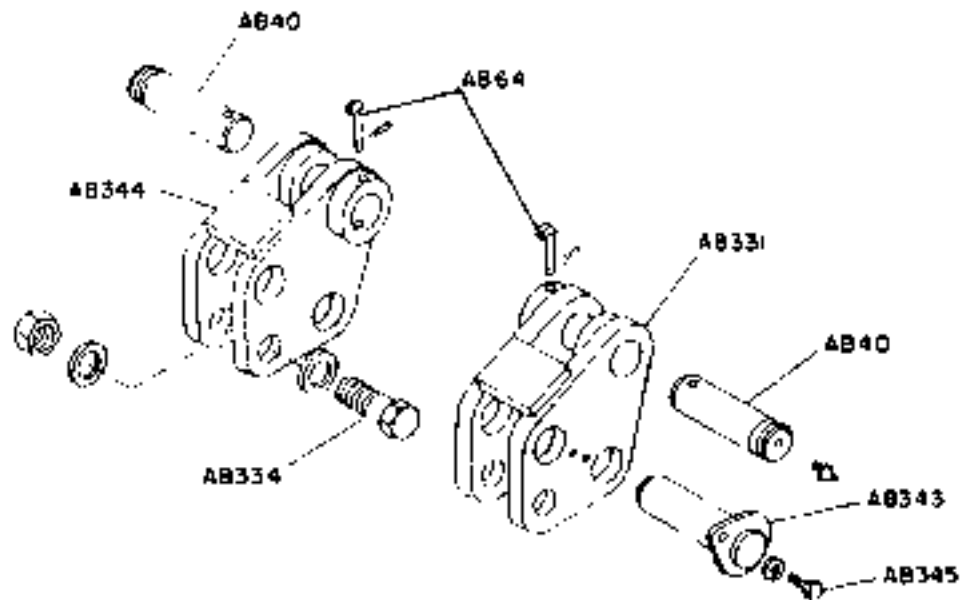
REF. NO.	NAME OF PART
A16	Truck frame complete
A17	Bushing, right hand
A18	Bushing, left hand
A23	Bushing
A45	Bushing
A324	Guide, right hand
A325	Guide, left hand
A326	Capscrew
A327	Header, clutch
A328	Header, brake
A329	Cover
A346	Bracket, right hand-super only
A347	Bracket, left hand-super only
A348	Bolt-super only



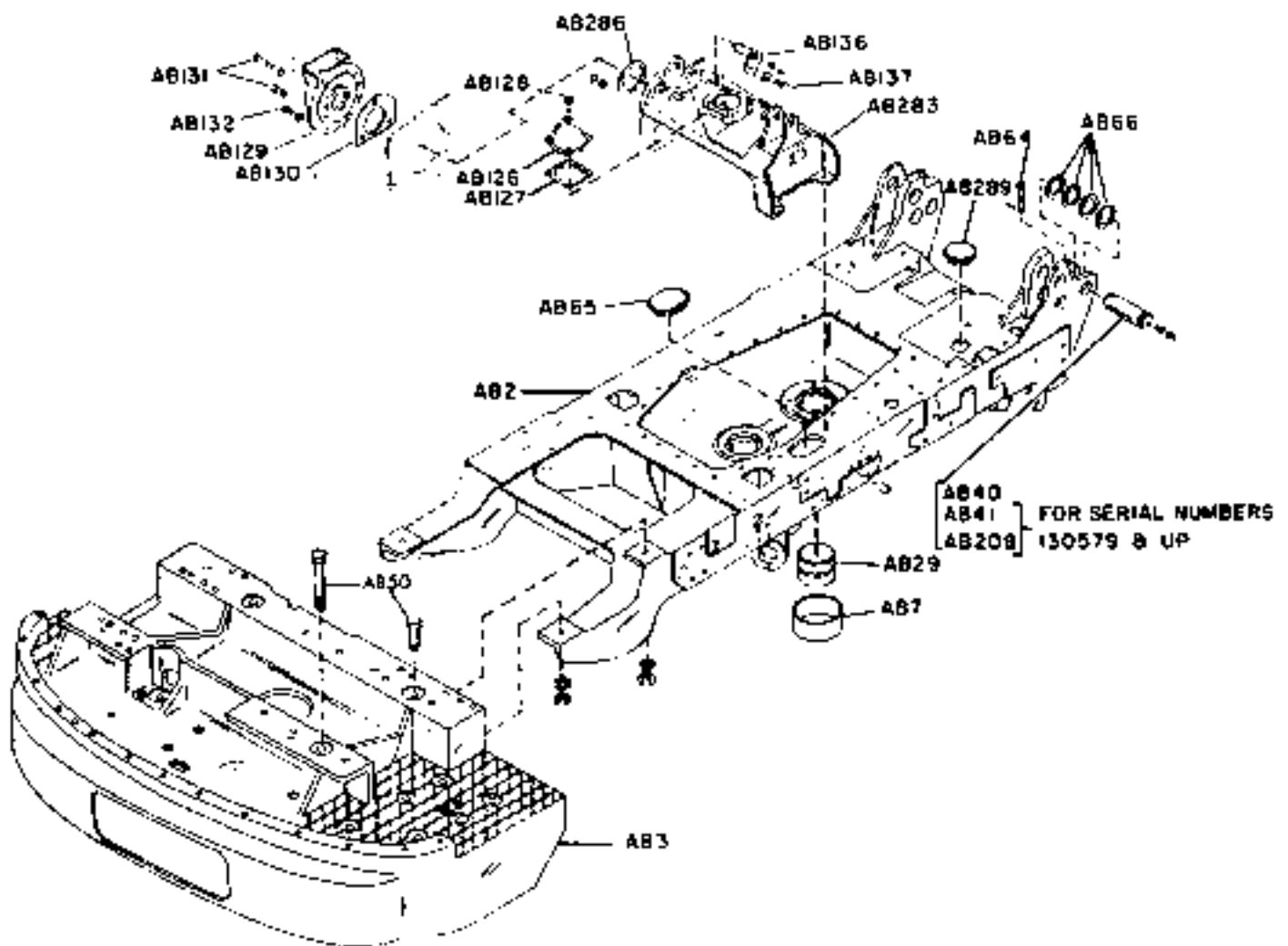
REF. NO.	NAME OF PART
A330	Bracket, lubrication
A331	Capscrew
A332	Plate, lubrication
A333	Capscrew
A336	Hose, propel clutch



REF. NO.	NAME OF PART
AB2	Frame, revolving
AB3	Casting, rear end
AB7	Bushing, center
AB29	Bushing
AB40	Pin, right or left hand
AB41	Pin, right hand-dragline, clamshell and crane
AB50	Bolt
AB64	Bolt
AB65	Cover
AB66	Washer
AB126	Retainer
AB127	Gasket
AB128	Capscrew
AB129	Housing
AB130	Gasket
AB131	Capscrew
AB132	Capscrew
AB136	Pin, brake band anchor
AB137	Capscrew
AB208	Pin, left hand-dragline, clamshell and crane
AB283	Bridge
AB286	Gasket
AB289	Cover
AB331	Adapter, right hand
AB334	Bolt
AB343	Pin
AB344	Adapter, left hand
AB345	Capscrew

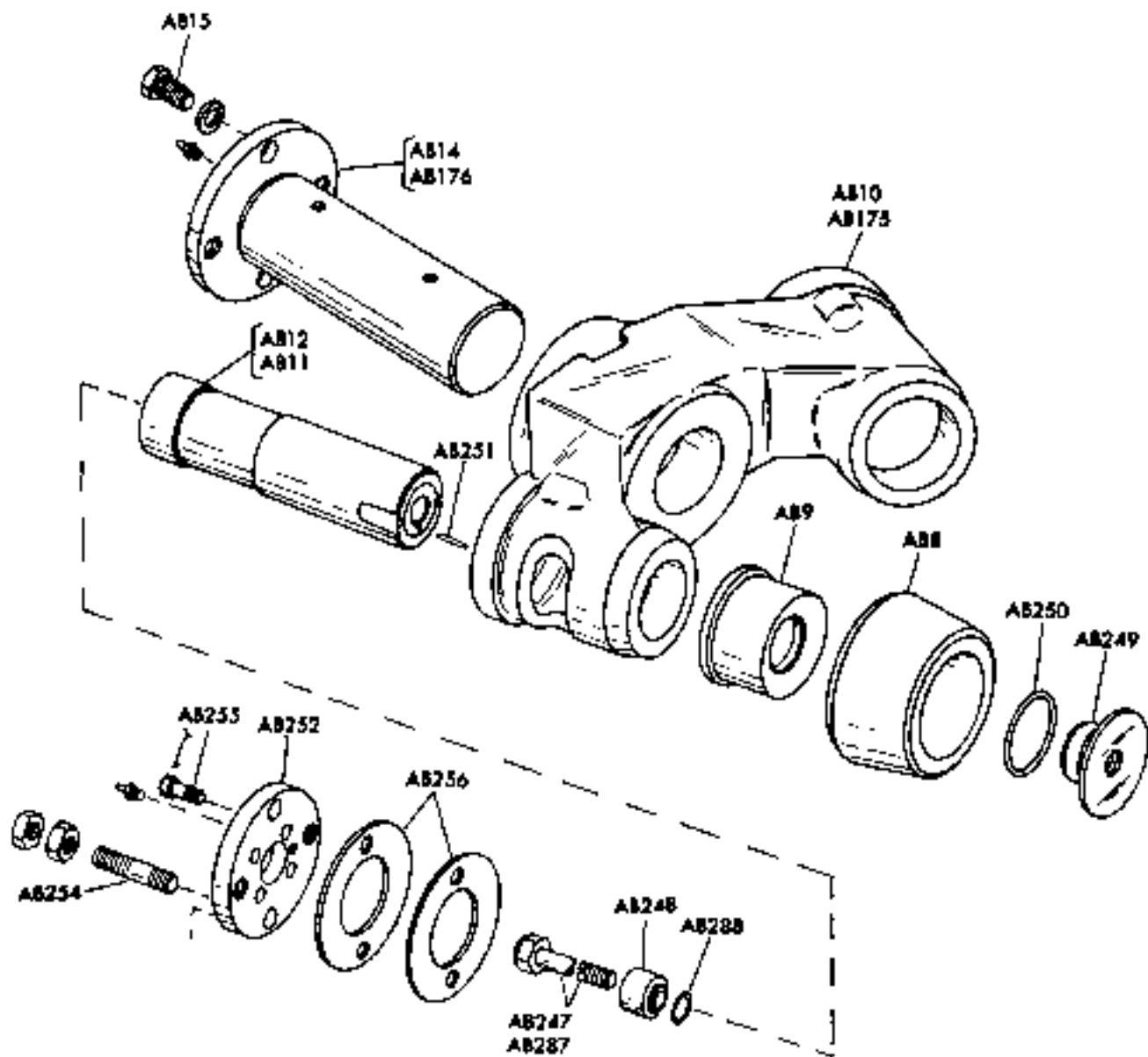



**BOOM FOOT PIN ADAPTERS
FOR SHOVEL ONLY SERIAL NUMBERS 122615 & UP**



REF. NO.	NAME OF PART
AB8	Roller
AB9	Bushing
AB10	Carriage, front
AB11	Pin, front
AB12	Pin, rear
AB14	Pin, front
AB15	Capscrew
AB175	Carriage, rear
AB176	Pin, rear
AB247	Bolt, front

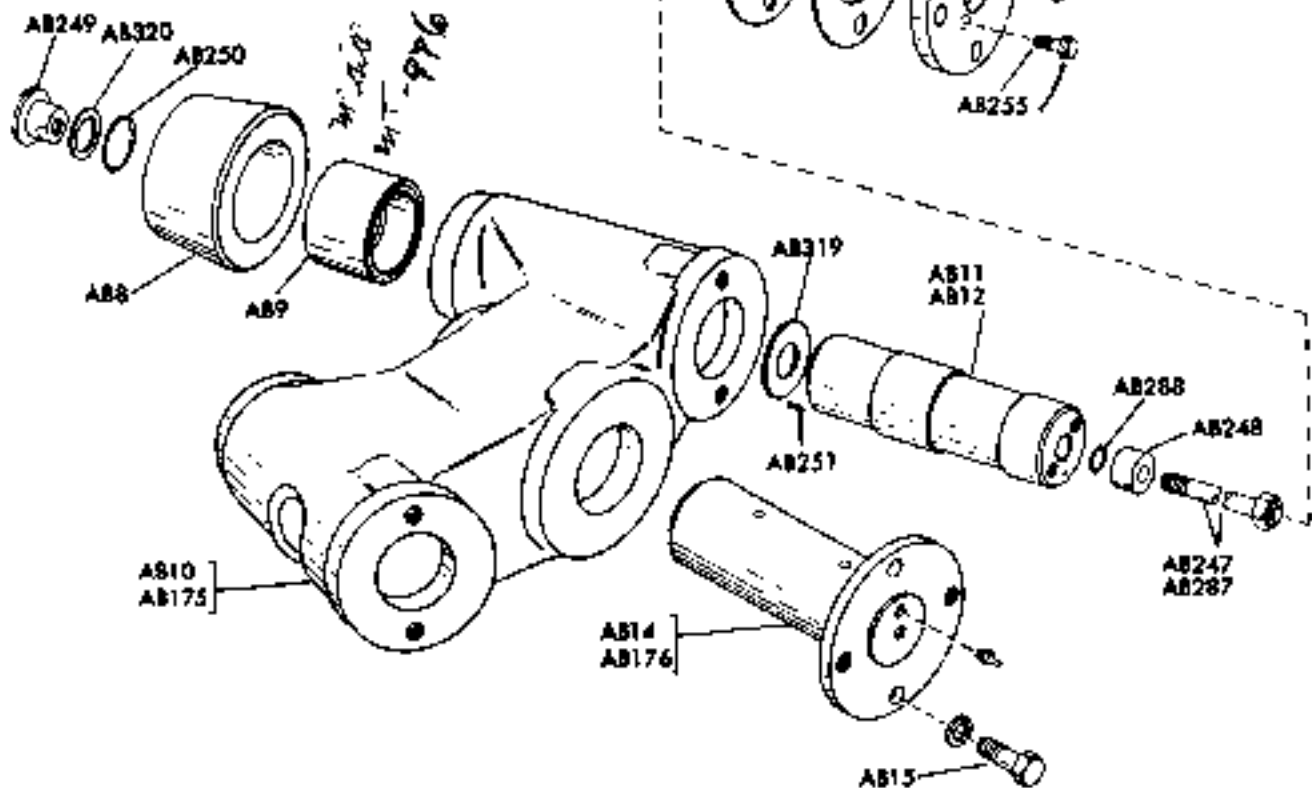
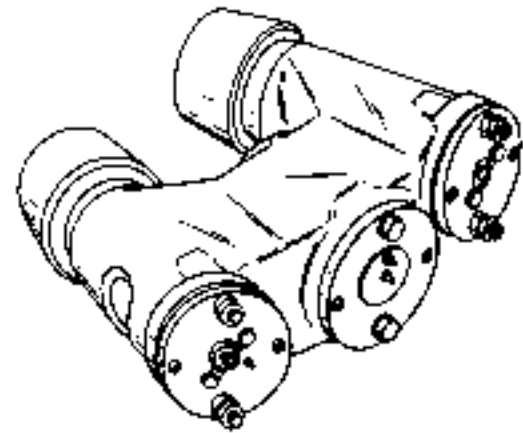
REF. NO.	NAME OF PART
AB248	Washer
AB249	Nut
AB250	O-ring
AB251	Pin
AB252	Retainer
AB254	Stud
AB255	Capscrew
AB256	Shim
AB287	Bolt, rear
AB288	O-ring



APPLICABLE ONLY TO SERIAL NUMBERS 121994 & UP - STANDARD, LOGGER & HIGH WALKER

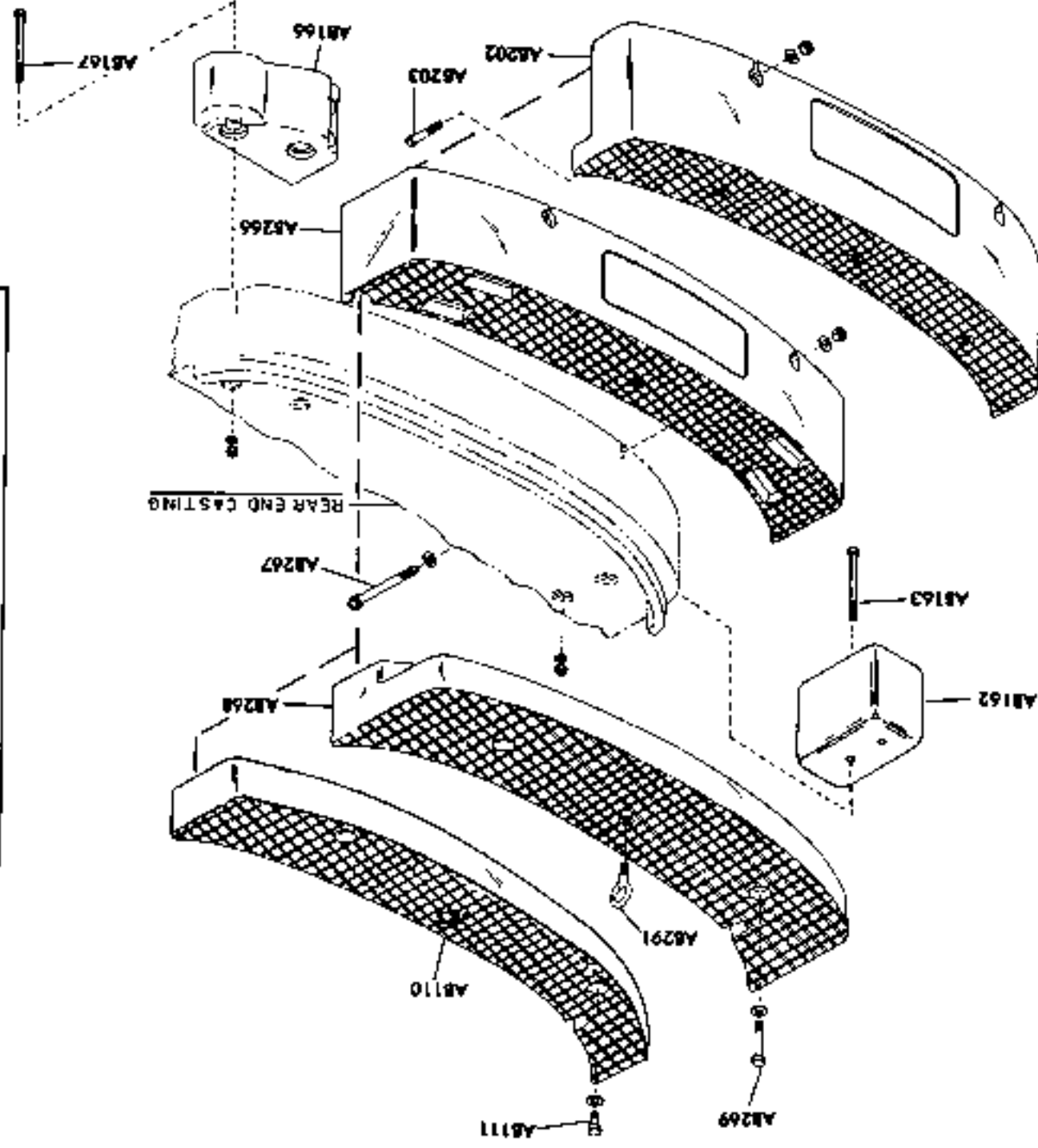
APPLICABLE TO SERIAL NUMBERS 121994 THRU 133218 ONLY - HEAVY DUTY

REF. NO.	NAME OF PART
AB8	Roller
AB9	Bearing
AB10	Carriage
AB11	Shaft, front
AB12	Shaft, rear
AB14	Pin, front
AB15	Capscrew
AB175	Carriage, rear
AB176	Pin, rear
AB247	Bolt, front
AB248	Washer
AB249	Nut
AB250	O-ring
AB251	Pin
AB252	Retainer
AB254	Stud
AB255	Capscrew
AB256	Shim
AB287	Bolt, rear
AB288	O-ring
AB319	Washer, large
AB320	Washer, small



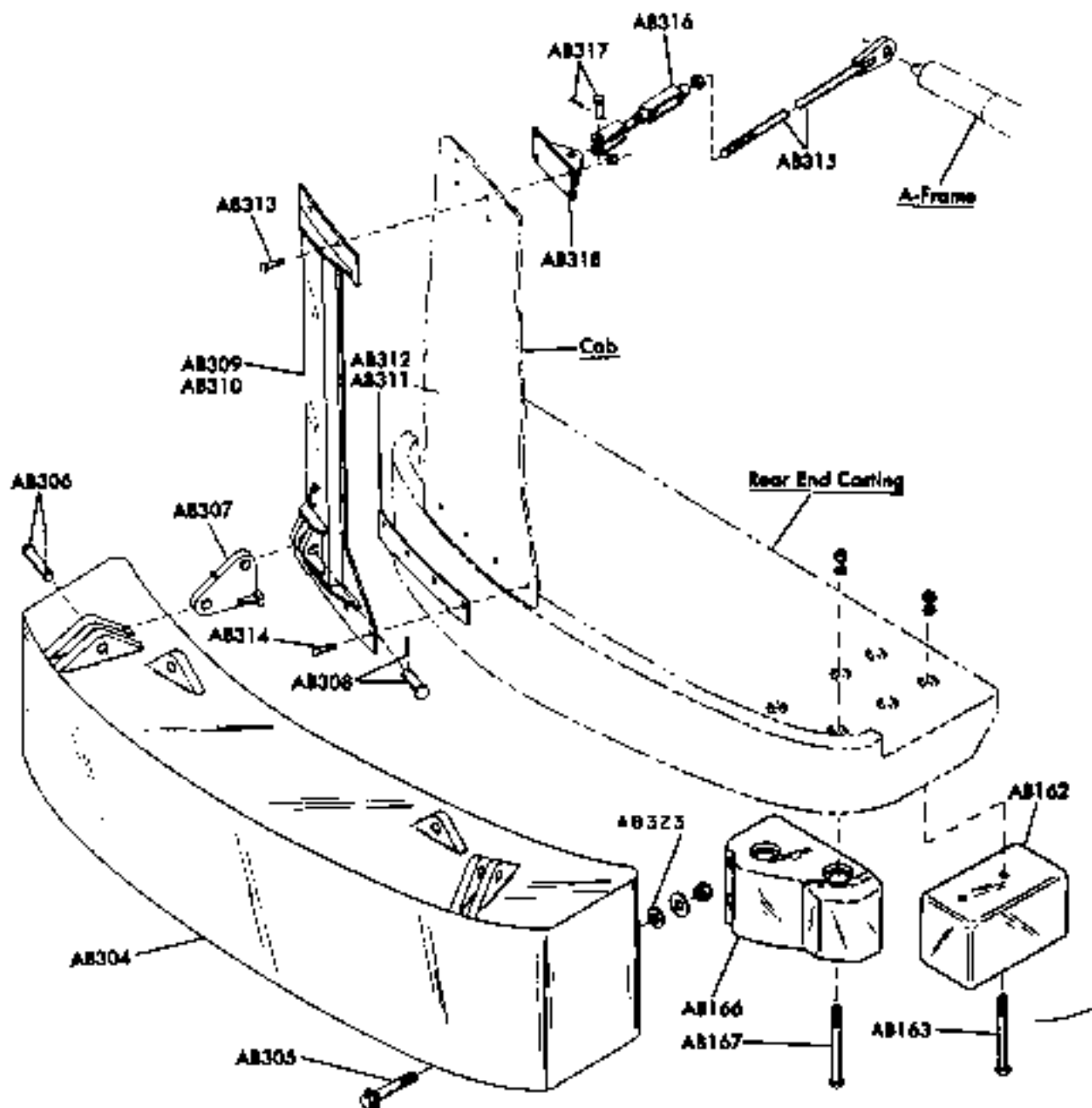
APPLICABLE ONLY TO SERIAL NUMBERS 121994 & UP - TRANSIT, SUPER CRAWLER & WAGON
133219 & UP - HEAVY DUTY

REF. NO.	NAME OF PART
AB110	Counterweight- 850 pound Bolt AB111
AB162	Counterweight- 550 pound Bolt AB163
AD166	Counterweight- 700 pound Bolt AB167
AB202	Counterweight- 4000 pound Bolt AB203
AB266	Counterweight- 4500 pound Bolt AB267
AB268	Counterweight- 3100 pound Bolt AB269
AB291	Counterweight- Bolt, eye AB291

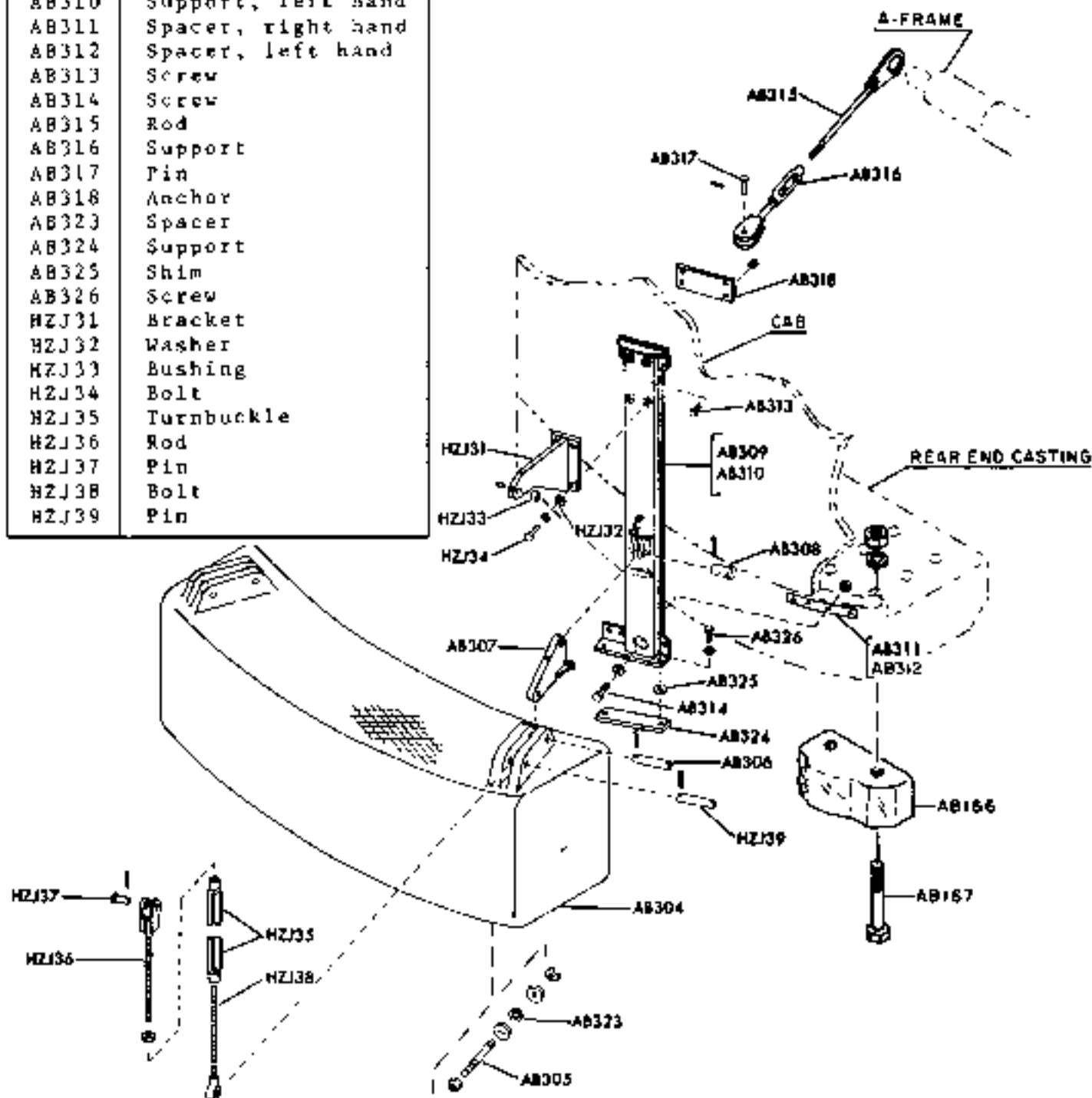


REF. NO.	NAME OF PART
AB162	Counterweight-550 pound
AB163	Bolt
AB166	Counterweight, pocket-700 pound
AB167	Bolt
AB304	Counterweight
AB305	Bolt
AB306	Pin
AB307	Link
AB308	Pin
AB309	Support, right hand

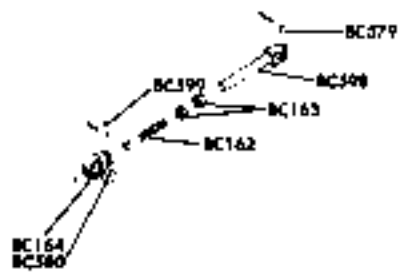
REF. NO.	NAME OF PART
AB310	Support, left hand
AB311	Spacer, right hand
AB312	Spacer, left hand
AB313	Capscrew
AB314	Capscrew
AB315	Strut
AB316	Support
AB317	Pin
AB318	Anchor
AB323	Spacer



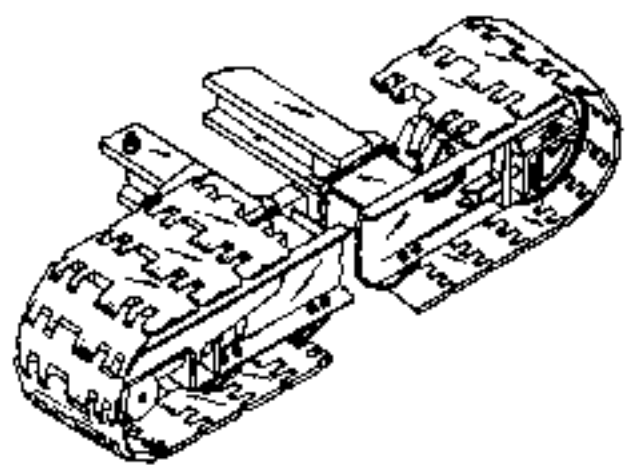
REF. NO.	NAME OF PART
AB166	Counterweight
AB167	Bolt
AB304	Counterweight
AB305	Bolt
AB306	Pin
AB307	Link
AB308	Pin
AB309	Support, right hand
AB310	Support, left hand
AB311	Spacer, right hand
AB312	Spacer, left hand
AB313	Screw
AB314	Screw
AB315	Rod
AB316	Support
AB317	Pin
AB318	Anchor
AB323	Spacer
AB324	Support
AB325	Shim
AB326	Screw
HZJ31	Bracket
HZJ32	Washer
HZJ33	Bushing
HZJ34	Bolt
HZJ35	Turnbuckle
HZJ36	Rod
HZJ37	Pin
HZJ38	Bolt
HZJ39	Pin



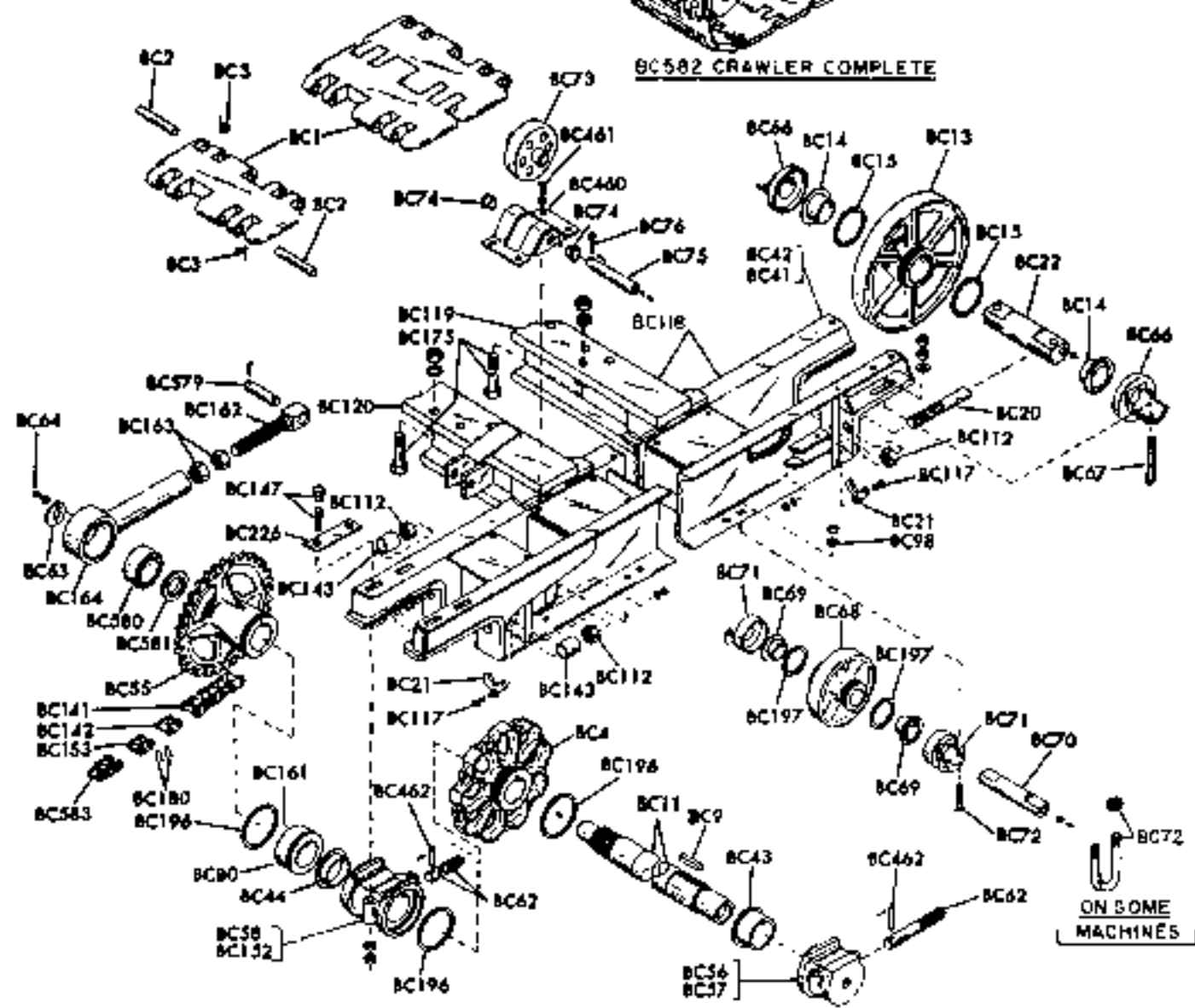
REF. NO.	NAME OF PART	REF. NO.	NAME OF PART
BC1	Link	BC75	Shaft
BC2	Pin	BC76	Bolt
BC3	Bolt	BC80	Spacer-heavy duty only
BC4	Tumbler	BC98	Washer
BC9	Key	BC112	Nut
BC11	Shaft	BC117	Capscrew
BC13	Tumbler-Includes BC14	BC118	Frame Complete-Includes BC41, BC42, BC119 & BC120
BC14	Bushing	BC119	Axle, front
BC15	Seal	BC120	Axle, rear
BC20	Bolt	BC141	Chain, propel
BC21	Lock	BC142	Link
BC22	Shaft	BC143	Separator
BC41	Frame, side-left hand	BC147	Bolt
BC42	Frame, side-right hand	BC152	Bearing-Includes BC44
BC43	Bushing	BC153	Pin, link
BC44	Bushing	BC161	Pin, lock-heavy duty only
BC55	Sprocket	BC162	Screw, adjusting
BC56	Bearing, right hand includes BC43	BC163	Nut
BC57	Bearing, left hand Includes BC43	BC164	Arm, bearing or support
BC58	Bearing, right hand Includes BC44	BC175	Bolt or Capscrew
BC62	Bolt-Includes BC112	BC180	Lock, pin
BC63	Retainer	BC196	Seal, tumbler
BC64	Capscrew	BC197	Seal, roller
BC66	Shield, dust	BC226	Bar, spanner
BC67	Bolt	BC460	Bearing
BC68	Roller-Includes BC69	BC461	Capscrew
BC69	Bushing	BC462	Pin, eyebolt
BC70	Shaft	BC579	Pin, screw
BC71	Shield, dust	BC580	Bearing, arm
BC72	Capscrew or U-Bolt	BC581	Spacer
BC73	Roller	BC582	Crawler Complete
BC74	Bushing	BC583	Chain, extension
		BC598	Arm, bearing
		BC599	Pin, arm



APPLICABLE ONLY TO SERIAL NUMBERS 122476 B UP

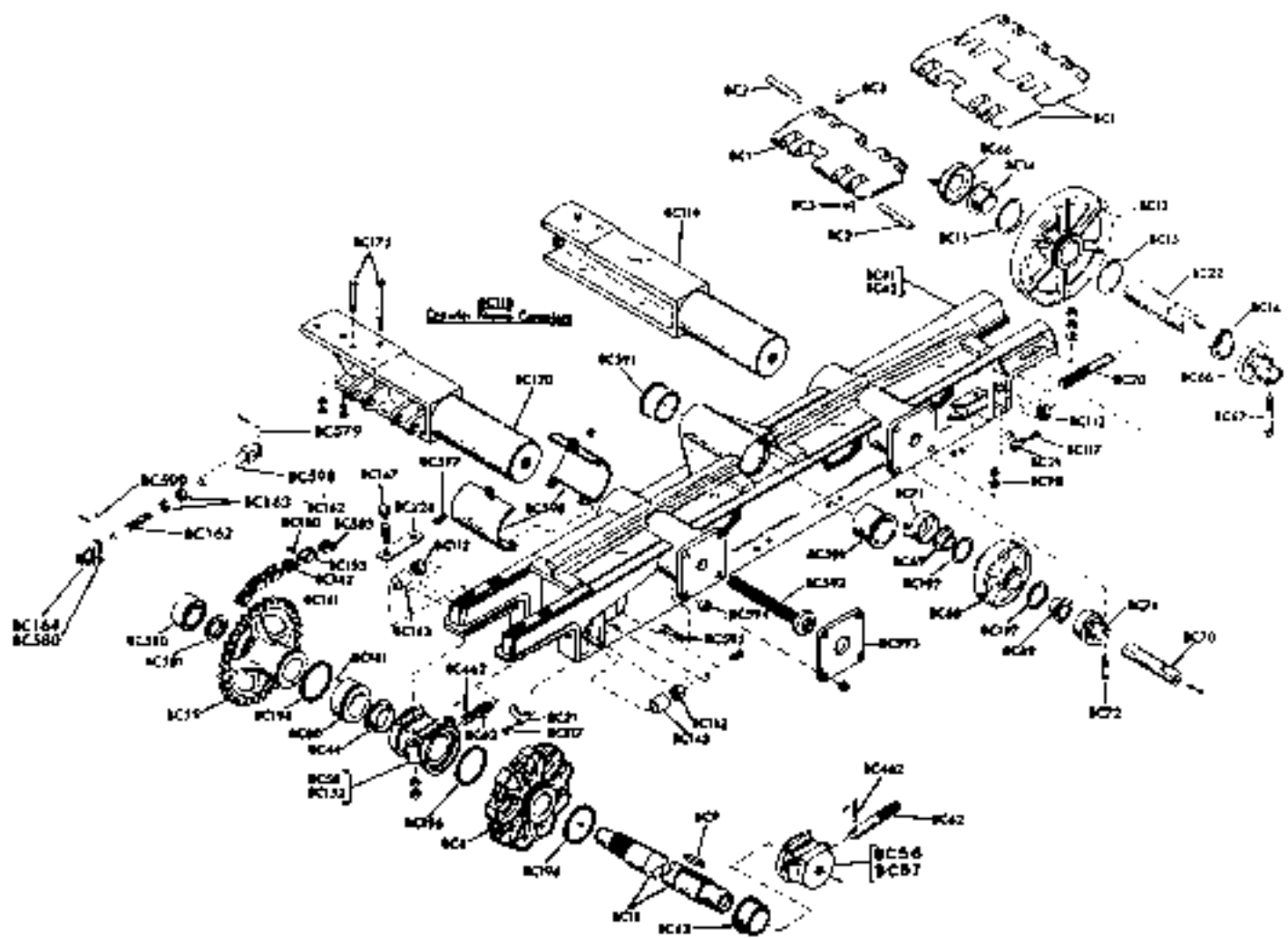


BC582 CRAWLER COMPLETE



ON SOME MACHINES

REF. NO.	NAME OF PART	REF. NO.	NAME OF PART
BC1	Link	BC119	Axle, front
BC2	Pin	BC120	Axle, rear
BC3	Bolt	BC141	Chain
BC4	Tumbler	BC142	Link
BC9	Key	BC143	Separator
BC11	Shaft	BC147	Bolt
BC13	Tumbler, take-up includes BC14	BC152	Bearing, inner left hand-includes BC44
BC14	Bushing	BC153	Pin-includes BC180
BC15	Seal	BC161	Pin
BC20	Bolt	BC162	Screw
BC21	Lock	BC163	Nut
BC22	Shaft	BC164	Arm
BC41	Frame, right hand	BC175	Bolt
BC42	Frame, left hand	BC180	Lock
BC43	Bushing	BC196	Seal, tumbler
BC44	Bushing	BC197	Seal, roller
BC55	Sprocket	BC226	Bar
BC56	Bearing, outer right hand-includes BC43	BC462	Pin
BC57	Bearing, outer-left hand-includes BC43	BC579	Pin
BC58	Bearing-inner right hand-includes BC44	BC580	Bearing
BC62	Bolt-includes BC112	BC581	Spacer
BC66	Shield	BC582	Crawler complete includes BC1 thru BC599
BC67	Bolt	BC583	Chain, extension
BC68	Roller, lower includes BC69	BC591	Bushing
BC69	Bushing	BC592	Screw
BC70	Shaft	BC593	Retainer
BC71	Shield	BC594	Spacer
BC72	Capscrew or u-bolt	BC595	Bolt
BC80	Spacer	BC596	Cover
BC98	Washer	BC597	Screw
BC112	Nut	BC598	Arm, bearing
BC117	Screw	BC599	Pin
BC118	Crawler frame complete includes BC41, BC42, BC119, BC120, & BC591 thru BC597		

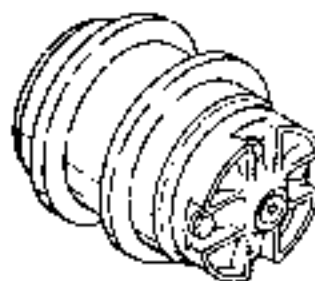


BC698 CRAWLER COMPLETE

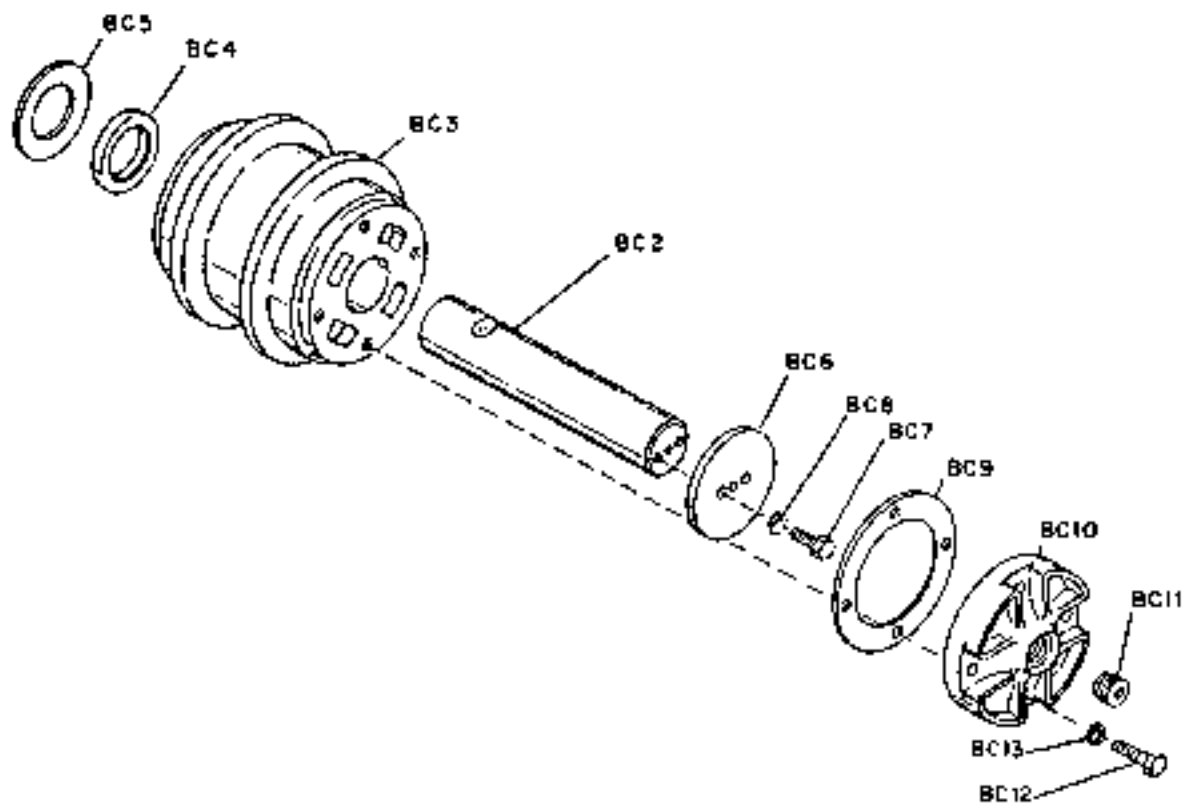
REF. NO.	NAME OF PART	REF. NO.	NAME OF PART
BC4	Sprocket	BC231	Retainer
BC9	Key	BC232	Screw
BC11	Shaft	BC233	Link, track-right hand
BC13	Tumbler	BC234	Link, track-left hand
BC20	Bolt	BC235	Link, master-right hand
BC21	Lock	BC236	Shoe
BC22	Shaft	BC237	Bolt
BC41	Frame-TD20 only	BC238	Bushing
BC42	Frame-TD20 only	BC239	Pin
BC43	Bushing	BC240	Pin, master link
BC44	Bushing	BC243	Roller assembly-for component parts see drawing BC1103-BC1113 for TD15B & BC202 for TD20
BC55	Sprocket		
BC56	Bearing, right hand- includes BC43		
BC57	Bearing, left hand- includes BC43	BC332	Bolt
BC58	Bearing, right hand- includes BC44	BC333	Nut
		BC338	Bracket
		BC339	Screw
BC62	Bolt- includes BC112	BC341	Idler assembly-for component parts see drawing BC1127-BC1142 for TD15B & BC201 for TD20
BC63	Retainer		
BC66	Seal		
BC112	Nut		
BC115	Key	BC351	Bracket
BC117	Capscrew	BC352	Screw
BC118	Frame complete	BC353	Screw
BC119	Axle, front	BC354	Bushing or bearing
BC120	Axle, rear	BC434	Guard, right hand
BC141	Chain complete	BC435	Guard, left hand
BC142	Link	BC436	Bolt
BC143	Separator	BC437	Spacer
BC147	Bolt	BC438	Screw
BC152	Bearing, left hand- includes BC44	BC439	Screw
		BC445	Roller assembly-for component parts see drawing BC1115-BC1125 for TD15B & BC202 for TD20
BC153	Pin		
BC160	Spacer		
BC162	Bolt		
BC163	Nut	BC456	Link assembly
BC164	Bearing	BC462	Pin
BC165	Link, connecting	BC579	Pin
BC175	Bolt	BC580	Bearing
BC180	Lock	BC581	Retainer
BC190	Bearing	BC582	Crawler complete- includes BC4 thru BC925
BC196	Seal		
BC224	Hub-TD20 only	BC583	Insert
BC225	Screw-TD20 only	BC598	Strut
BC226	Bar	BC599	Pin
BC228	Nut	BC600	Screw
BC228A	Nut	BC601	Link, master-left hand
BC229	Spring	BC602	Bushing
BC230	Rod	BC915	Washer-TD15 only
		BC925	Washer-TD15 only

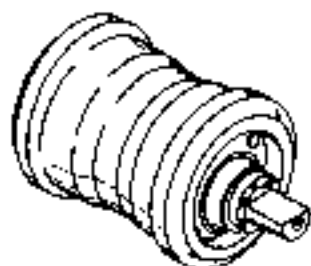
TRACTOR TYPE CRAWLER

REF. NO.	NAME OF PART
BC2	Shaft
BC3	Idler
BC4	Seal
BC5	Washer
BC6	Retainer
BC7	Capscrew
BC8	Lockwasher
BC9	Gasket
BC10	Cap
BC11	Plug
BC12	Capacrew
BC13	Lockwasher
BC341	Track Idler Assembly

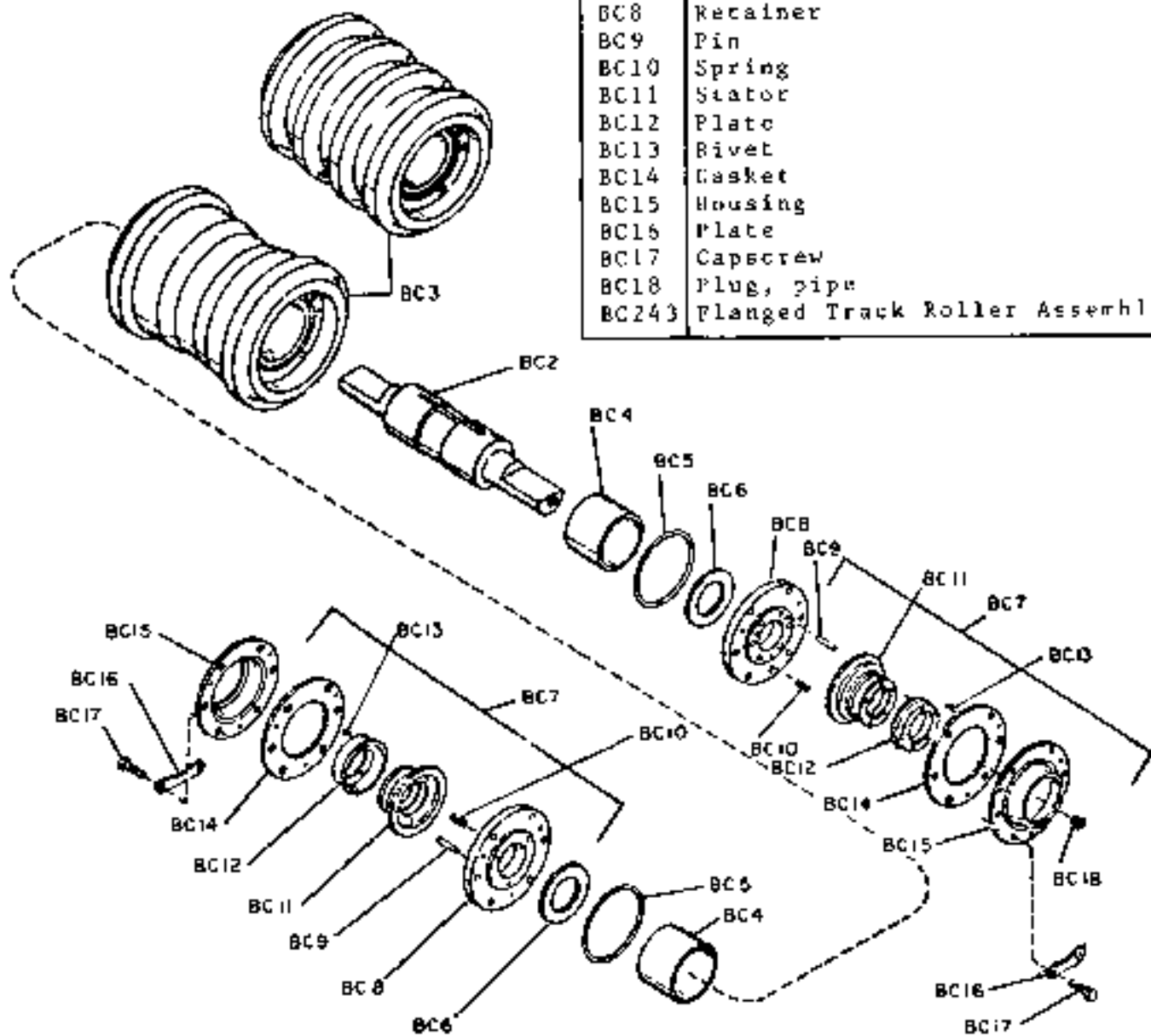


BC341 - Track Idler Assembly





BC243-FLANGED TRACK ROLLER ASSEMBLY

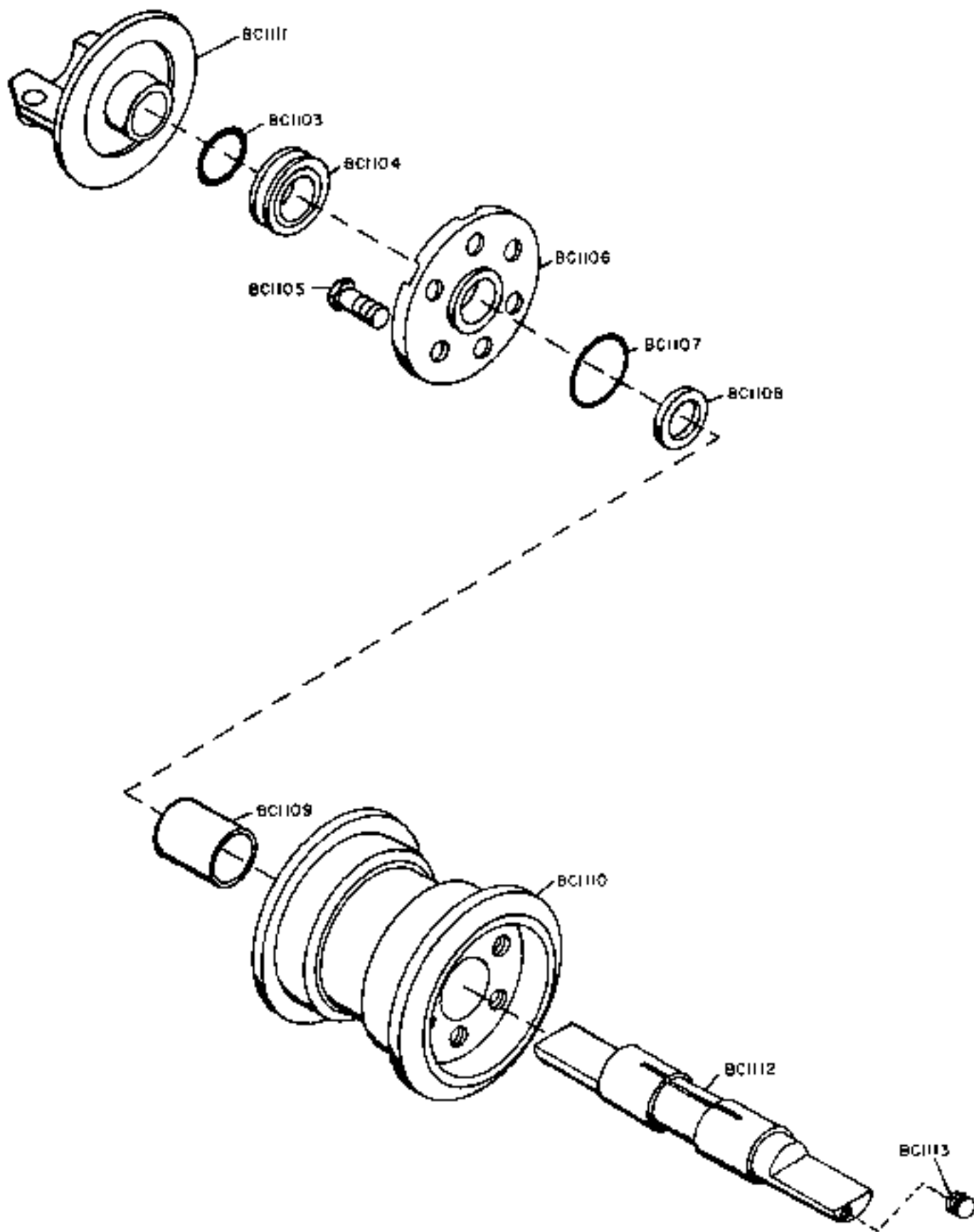


REF. NO.	NAME OF PART
BC2	Shaft
BC3	Roller, single or double flanged
BC4	Bushing
BC5	Ring
BC6	Washer
BC7	Oilseal Assembly
BC8	Retainer
BC9	Pin
BC10	Spring
BC11	Stator
BC12	Plate
BC13	Rivet
BC14	Gasket
BC15	Housing
BC16	Plate
BC17	Capscrew
BC18	Plug, pipe
BC243	Flanged Track Roller Assembly

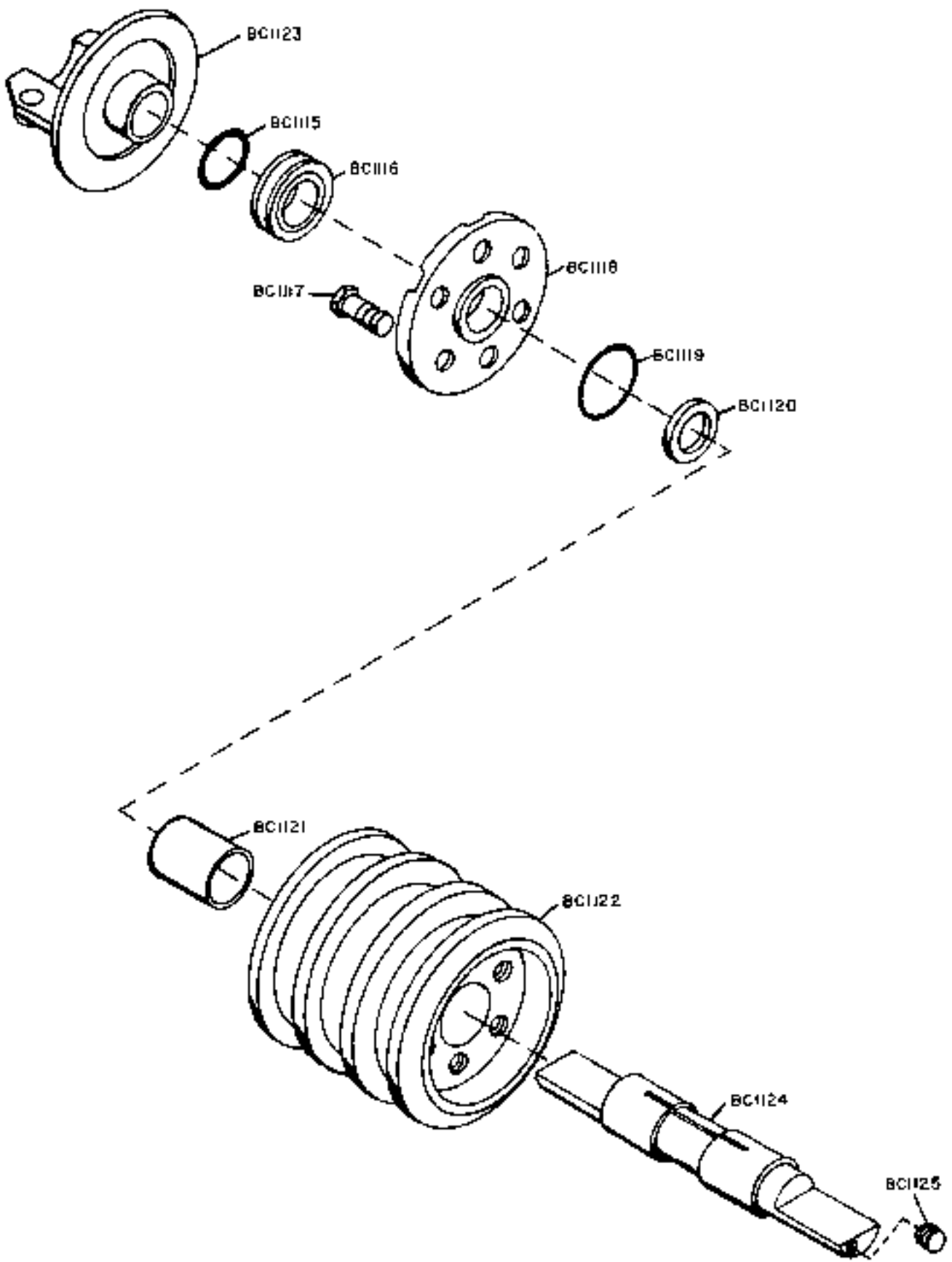
APPLICABLE TO SERIAL NUMBERS 121994 THRU 125908 ONLY

**TRACTOR TYPE CRAWLERS TD20
FLANGED TRACK ROLLER**

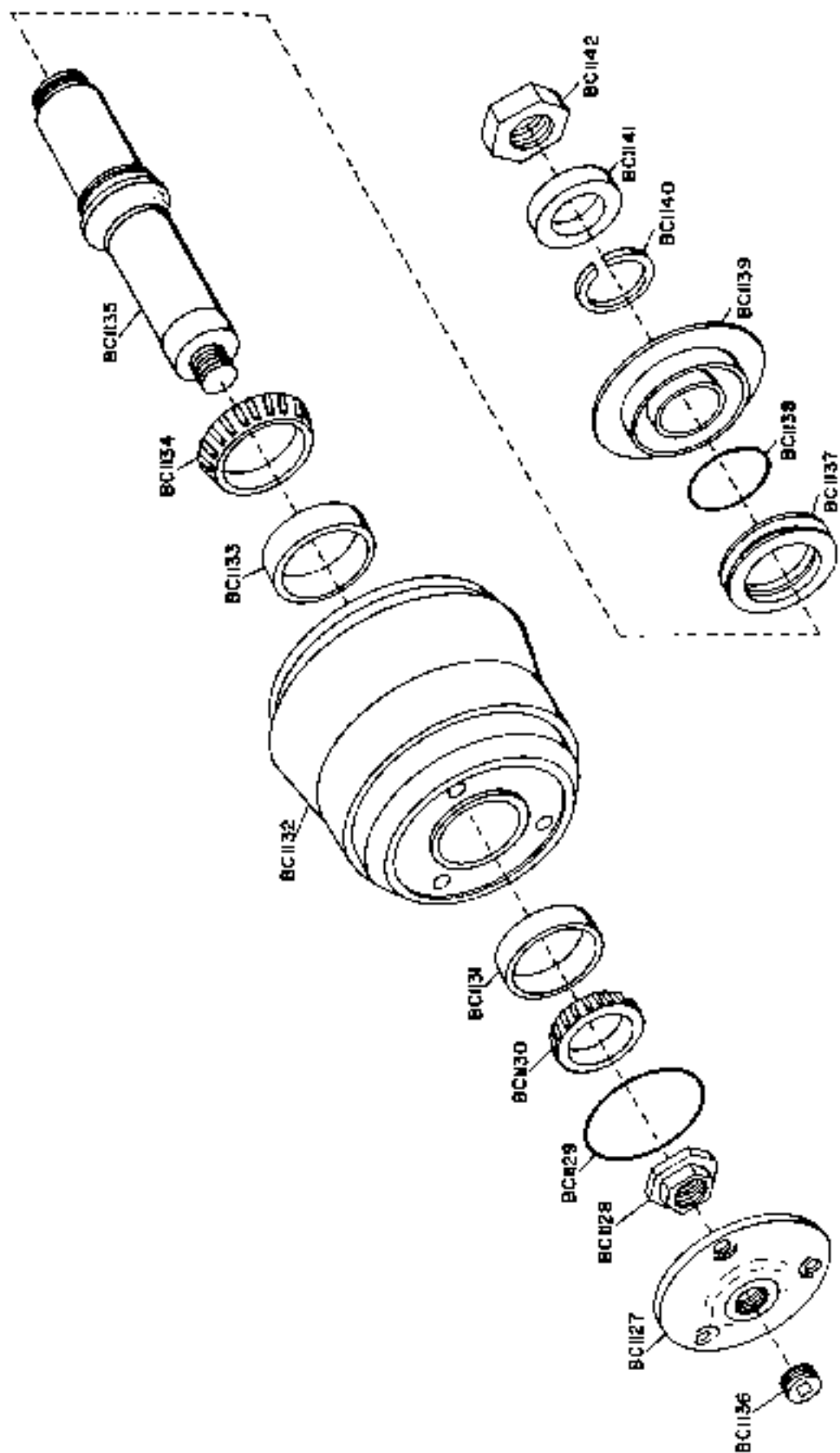
CAT. REF.	PART NAME
BC 1103	O-RING
BC 1104	SEAL KIT
BC 1105	BOLT
BC 1106	RETAINER
BC 1107	O-RING
BC 1108	WASHER
BC 1108	WASHER, OVERSIZE
BC 1109	BUSHING
BC 1109	BUSHING, OVERSIZE
BC 1110	ROLLER
BC 1111	BRACKET
BC 1112	SHAFT
BC 1113	PLUG



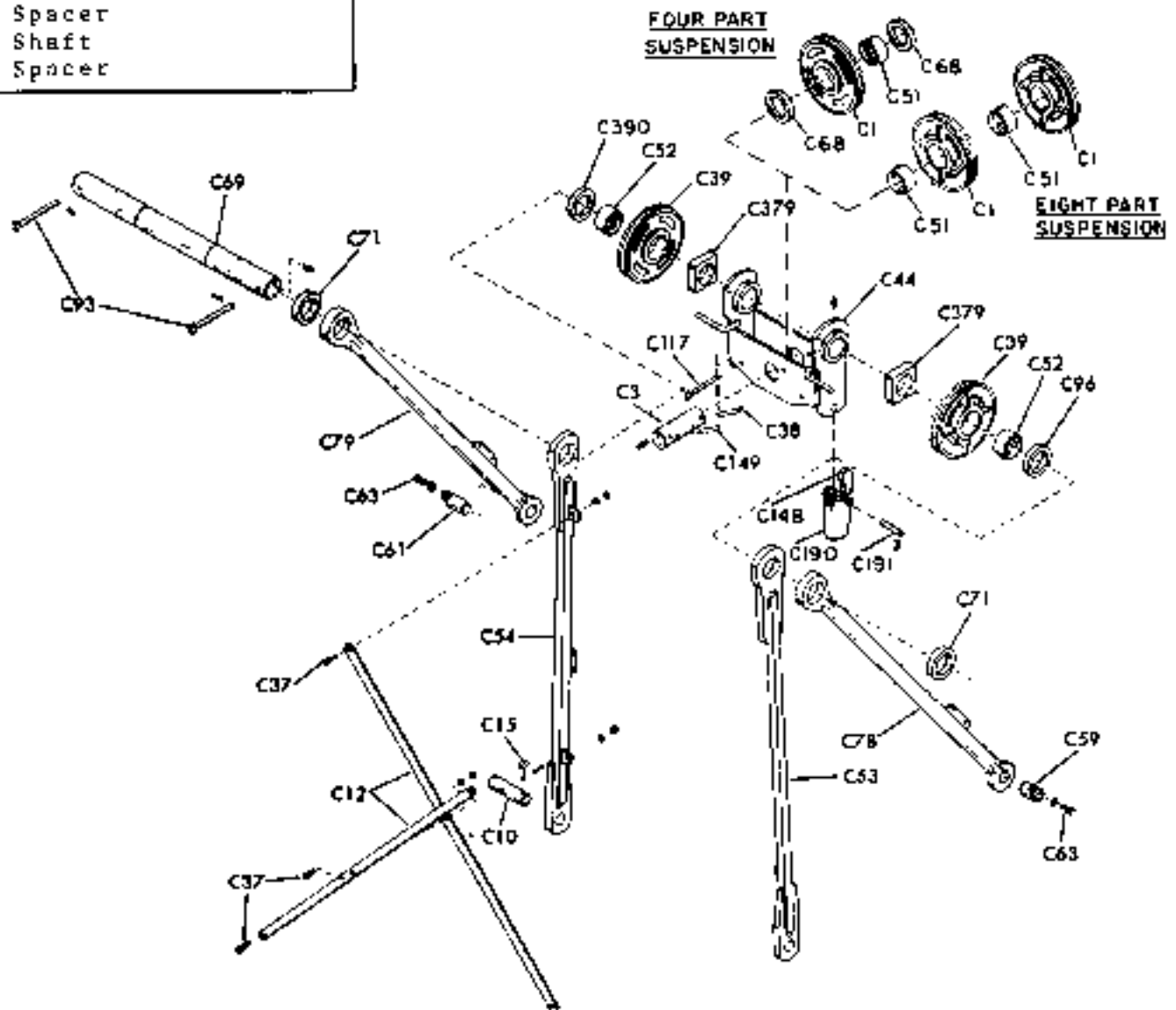
CAT. REF.	PART NAME
BC 1115	O-RING
BC 1116	SEAL KIT
BC 1117	BOLT
BC 1118	RETAINER
BC 1119	O RING
BC 1120	WASHER
BC 1120	WASHER, OVERSIZF
BC 1121	BUSHING
BC 1121	BUSHING, OVERSIZE
BC 1122	ROLLER
BC 1123	BRACKET
BC 1124	SHAFT
BC 1125	PLUG



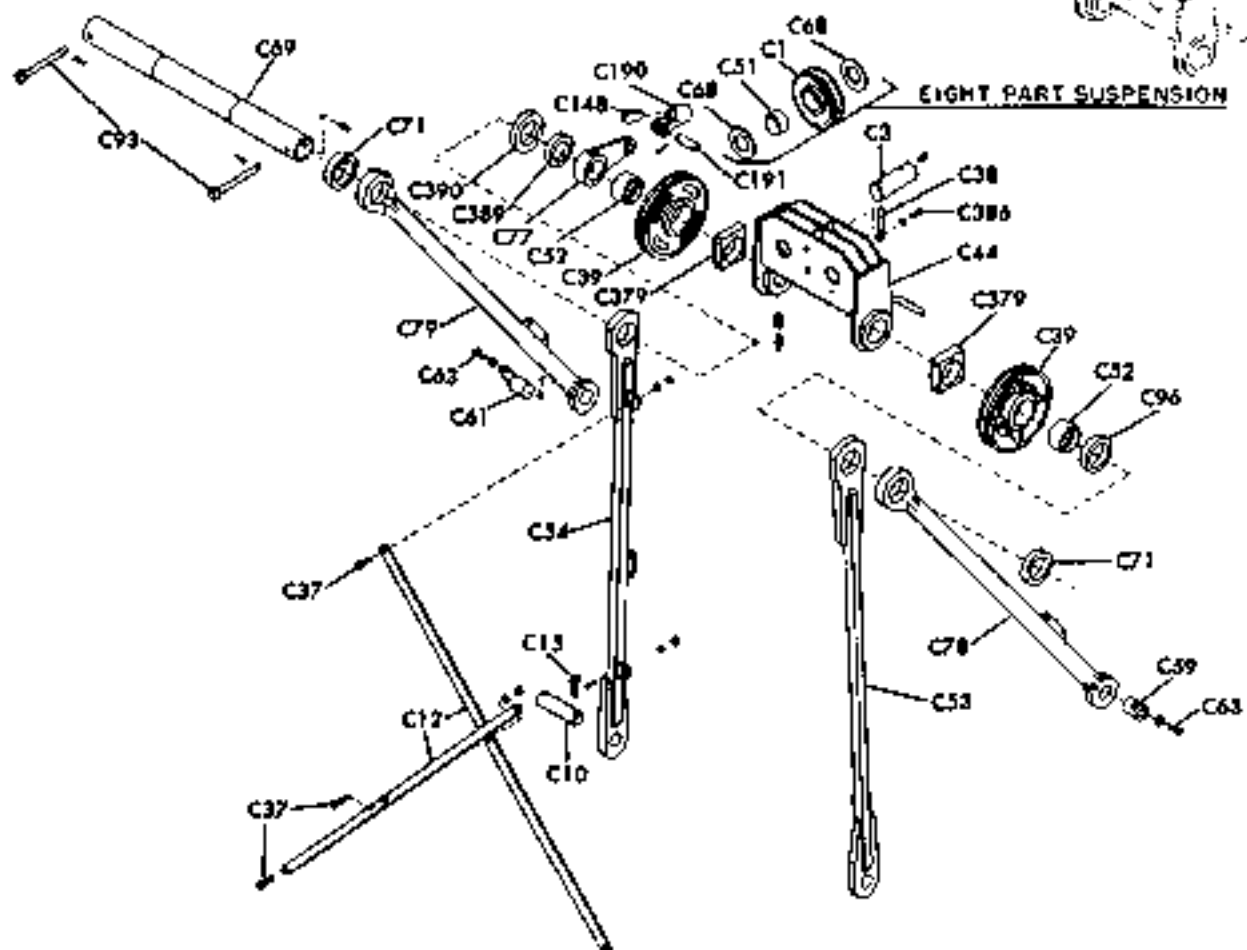
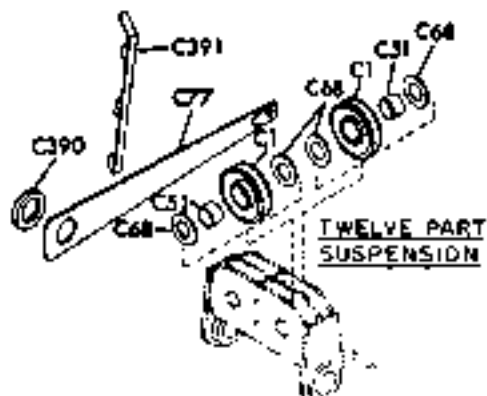
CAT. REF.	PART NAME
BC 1127	CAP
BC 1128	NUT
BC 1129	O-RING
BC 1130	CONE, BEARING
BC 1131	CUP, BEARING
BC 1132	IDLER
BC 1133	CUP, BEARING
BC 1134	CONE, BEARING
BC 1135	SHAFT
BC 1136	PLUG
BC 1137	SEAL KIT
BC 1138	O-RING
BC 1139	RETAINER
BC 1140	RING, SNAP
BC 1141	WASHER
BC 1142	NUT



REF. NO.	NAME OF PART	REF. NO.	NAME OF PART
C1	Sheave-Includes C51	C78	Leg, front right hand
C3	Pin	C79	Leg, front left hand
C10	Pin	C93	Belt
C12	Brace	C96	Separator
C15	Bolt	C117	Dowel
C37	Capscrew	C148	Wedge
C38	Bolt	C149	Dowel
C39	Sheave-Includes C52	C190	Socket
C44	Yoke	C191	Pin
C51	Bushing	C379	Spacer
C52	Bushing	C390	Separator
C53	Leg, rear right hand		
C54	Leg, rear left hand		
C59	Pin		
C61	Pin		
C63	Capscrew		
C68	Spacer		
C69	Shaft		
C71	Spacer		



REF. NO.	NAME OF PART	REF. NO.	NAME OF PART
C1	Sheave	C77	Anchor
C3	Pin	C78	Leg, front right hand
C10	Pin	C79	Leg, front left hand
C12	Brace	C93	Bolt
C15	Bolt	C96	Separator
C37	Capscrew	C143	Wedge
C38	Bolt, eye	C190	Socket
C39	Sheave-Includes C52	C191	Pin
C44	Yoke	C379	Spacer
C51	Bearing	C386	Capscrew
C52	Bushing	C389	Bushing
C53	Leg, rear right hand	C390	Spacer
C54	Leg, rear left hand	C391	Deflector
C59	Pin, foot right hand		
C61	Pin, foot left hand		
C63	Capscrew		
C68	Washer		
C69	Shaft		
C71	Spacer		

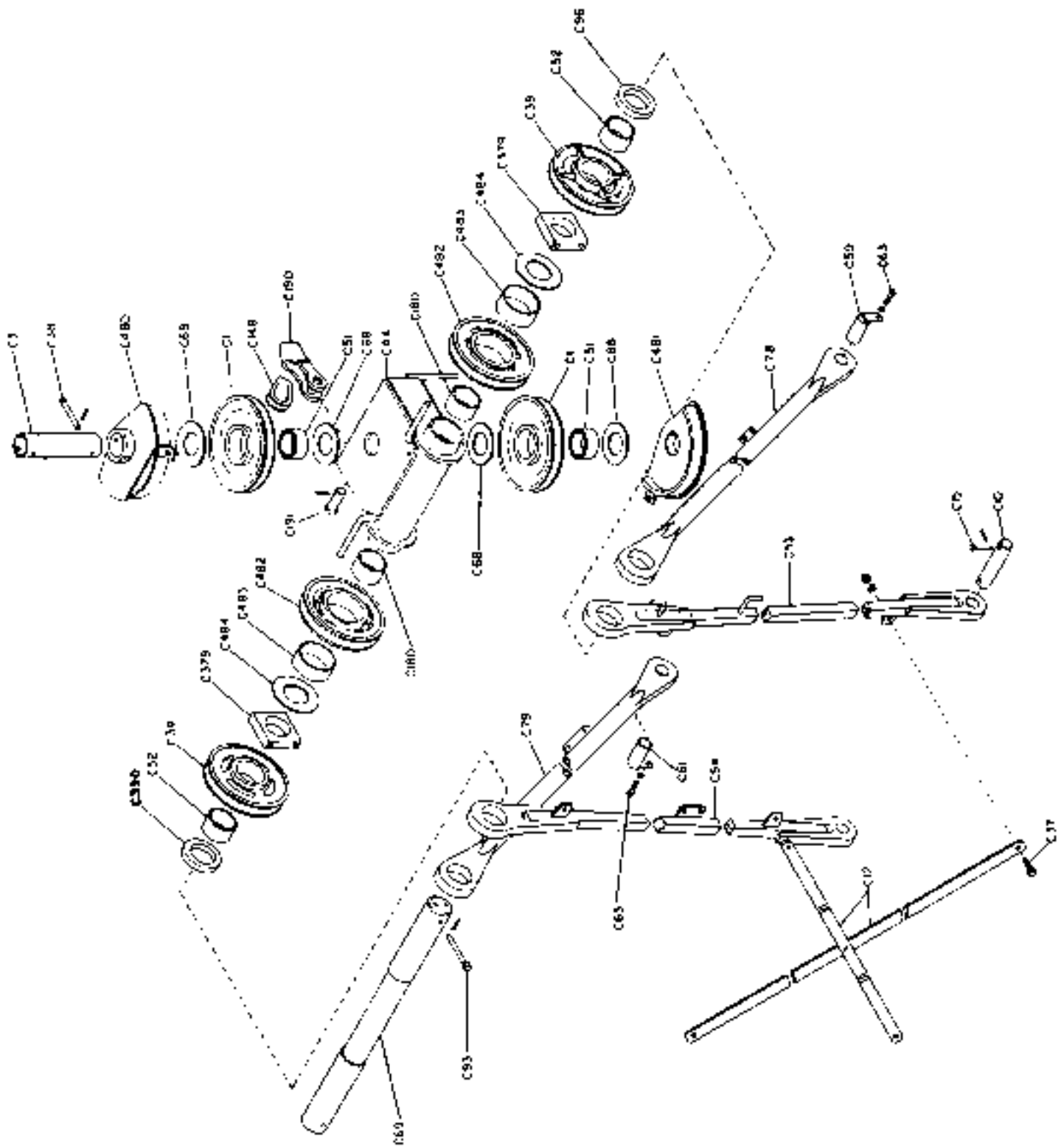


APPLICABLE TO SERIAL NUMBERS 121994 THRU 122485 ONLY - TRANSIT
 APPLICABLE ONLY TO SERIAL NUMBERS 121994 & UP - CRAWLER

A-FRAME—TRANSIT—HEAVY DUTY & SUPER CRAWLER
 EIGHT OR TWELVE PART SUSPENSION

REF. NO.	NAME OF PART	REF. NO.	NAME OF PART
C1	Sheave	C69	Shaft
C3	Pin	C78	Leg, front right hand
C10	Pin	C79	Leg, front left hand
C12	Brace	C93	Bolt
C15	Bolt	C96	Separator
C37	Capcrew	C148	Wedge
C38	Bolt, eye	C180	Bushing
C39	Sheave-Includes C52	C190	Socket
C44	Yoke-Includes C180	C191	Pin
C51	Bearing	C379	Spacer
C52	Bushing	C390	Spacer
C53	Leg, rear right hand	C480	Guard
C54	Leg, rear left hand	C481	Guard
C59	Pin, foot right hand	C482	Sheave-Includes C483
C61	Pin, foot left hand	C483	Bushing
C63	Capcrew	C484	Washer
C68	Washer		

APPLICABLE ONLY TO SERIAL NUMBERS 122596 & UP

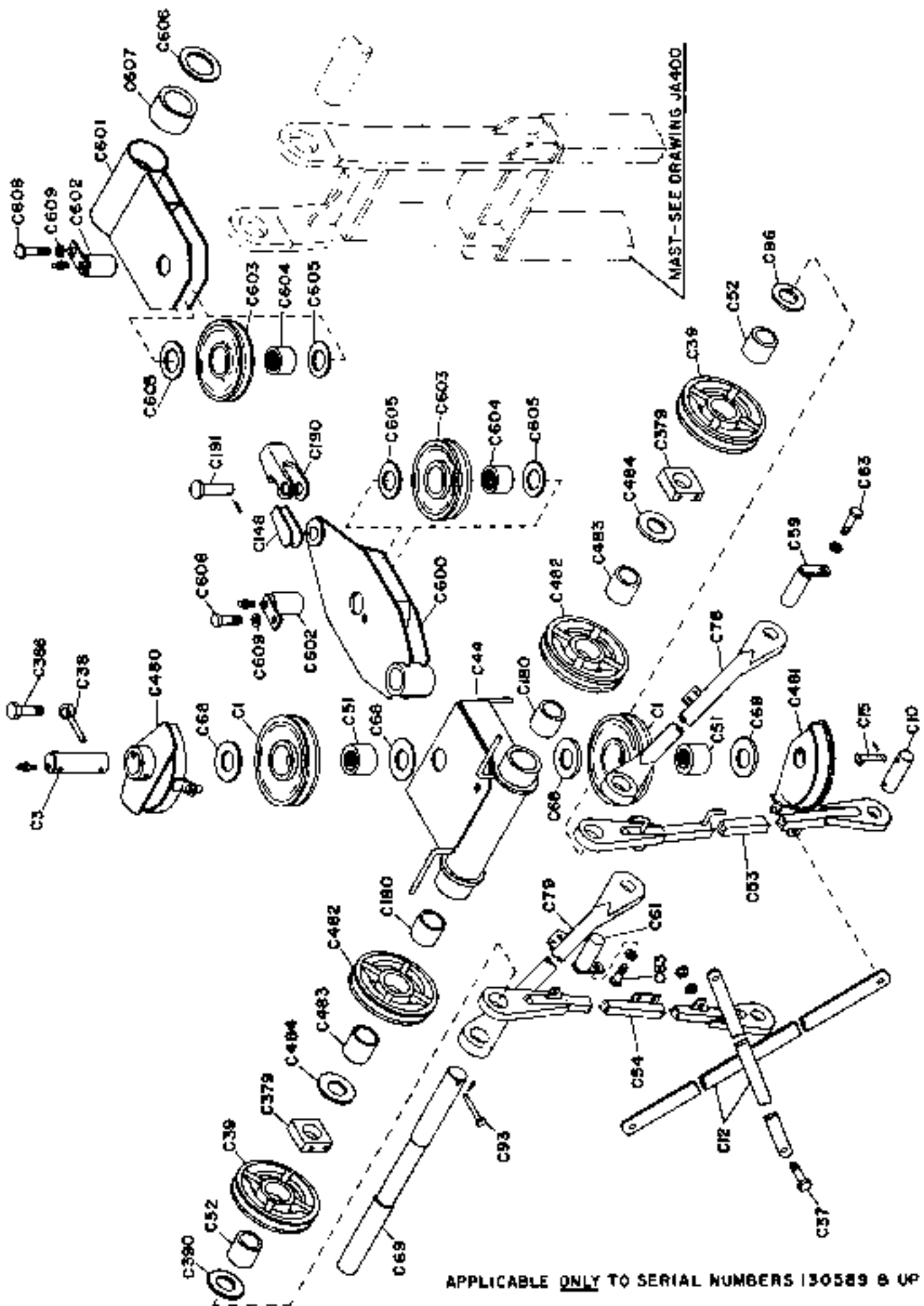


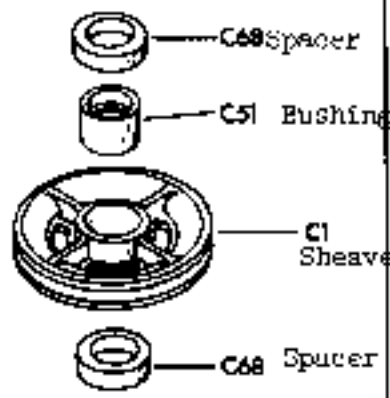
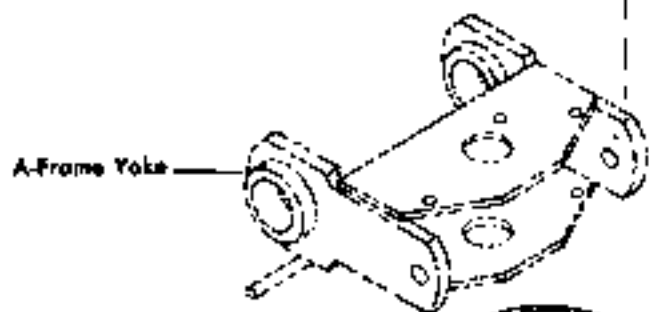
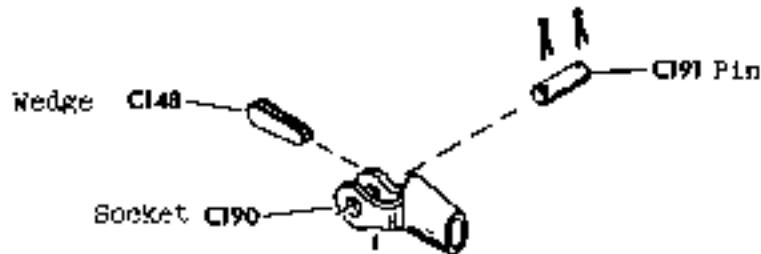
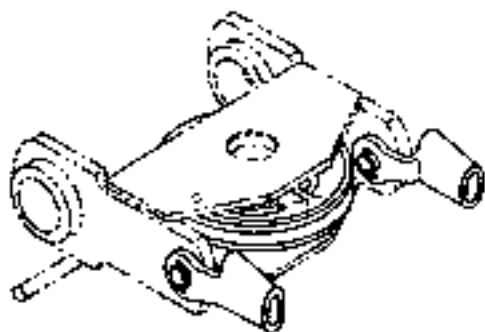
APPLICABLE ONLY TO SERIAL NUMBERS 122596 & UP

**A-FRAME—TRANSIT
TWELVE PART SUSPENSION**

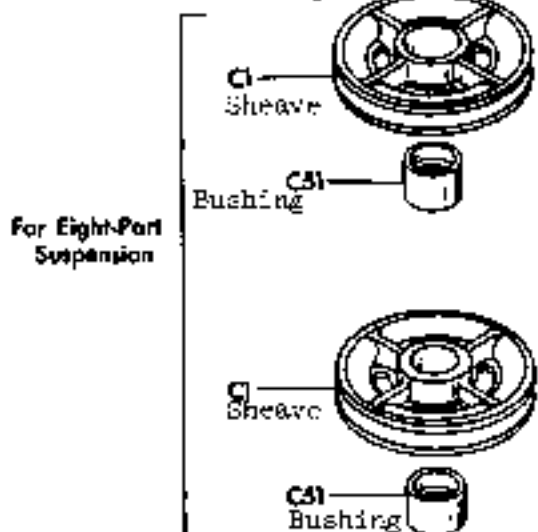
REF. NO.	NAME OF PART
C1	SHEAVE, YOKE
C3	PIN, SHEAVE
C10	PIN, LOWER
C12	BRACE, CENTER
C15	BOLT, PIN
C37	CAPSCREW
C38	BOLT, EYE
C39	SHEAVE-INCLUDES C52
C44	YOKE, A-FRAME-INCLUDES C180
C51	BEARING, SHEAVE
C52	BUSHING, SHEAVE
C53	LEG, RIGHT HAND REAR
C54	LEG, LEFT HAND REAR
C59	PIN, RIGHT HAND FOOT
C61	PIN, LEFT HAND FOOT
C63	CAPSCREW
C68	WASHER, SHEAVE
C69	SHAFT, A-FRAME
C78	LEG, RIGHT HAND FRONT
C79	LEG, LEFT HAND FRONT
C93	BOLT, SHAFT
C96	SEPARATOR, SHAFT
C148	WEDGE, ROPE
C180	BUSHING, YOKE
C190	SOCKET, ROPE
C191	PIN, SOCKET
C379	SPACER, ANCHOR
C386	CAPSCREW
C390	SPACER, ANCHOR
C480	GUARD, SHEAVE
C481	GUARD, SHEAVE
C482	SHEAVE-INCLUDES C483
C483	BUSHING, SHEAVE
C484	WASHER, SPACER
C600	YOKE
C601	BRIDLE-INCLUDES C607
C602	PIN
C603	SHEAVE
C604	BEARING, SHEAVE
C605	WASHER
C606	WASHER
C607	BUSHING, BRIDLE
C608	CAPSCREW
C609	LOCKWASHER

APPLICABLE ONLY TO SERIAL NUMBERS 130589 & UP



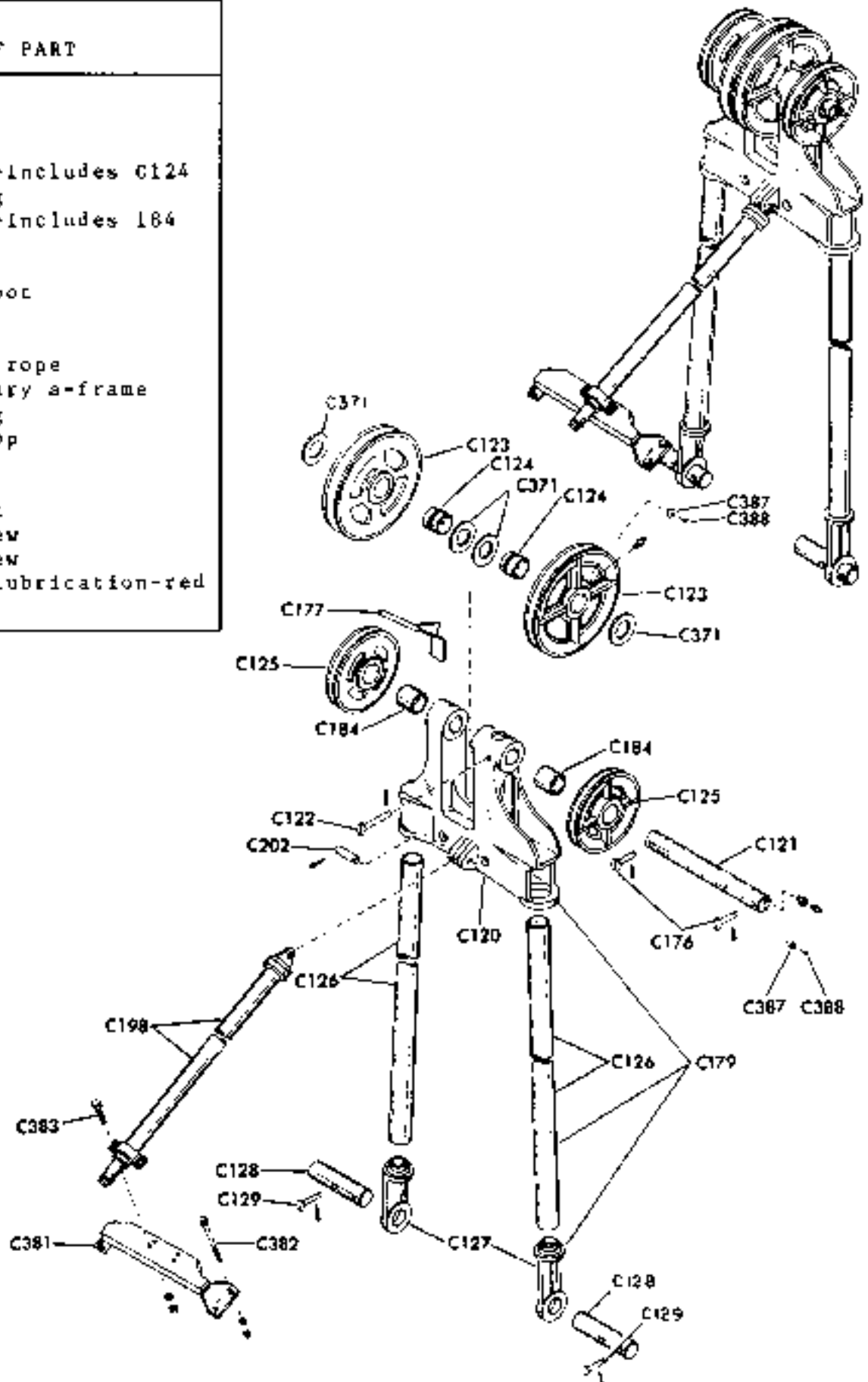


For Four-Part
Suspension

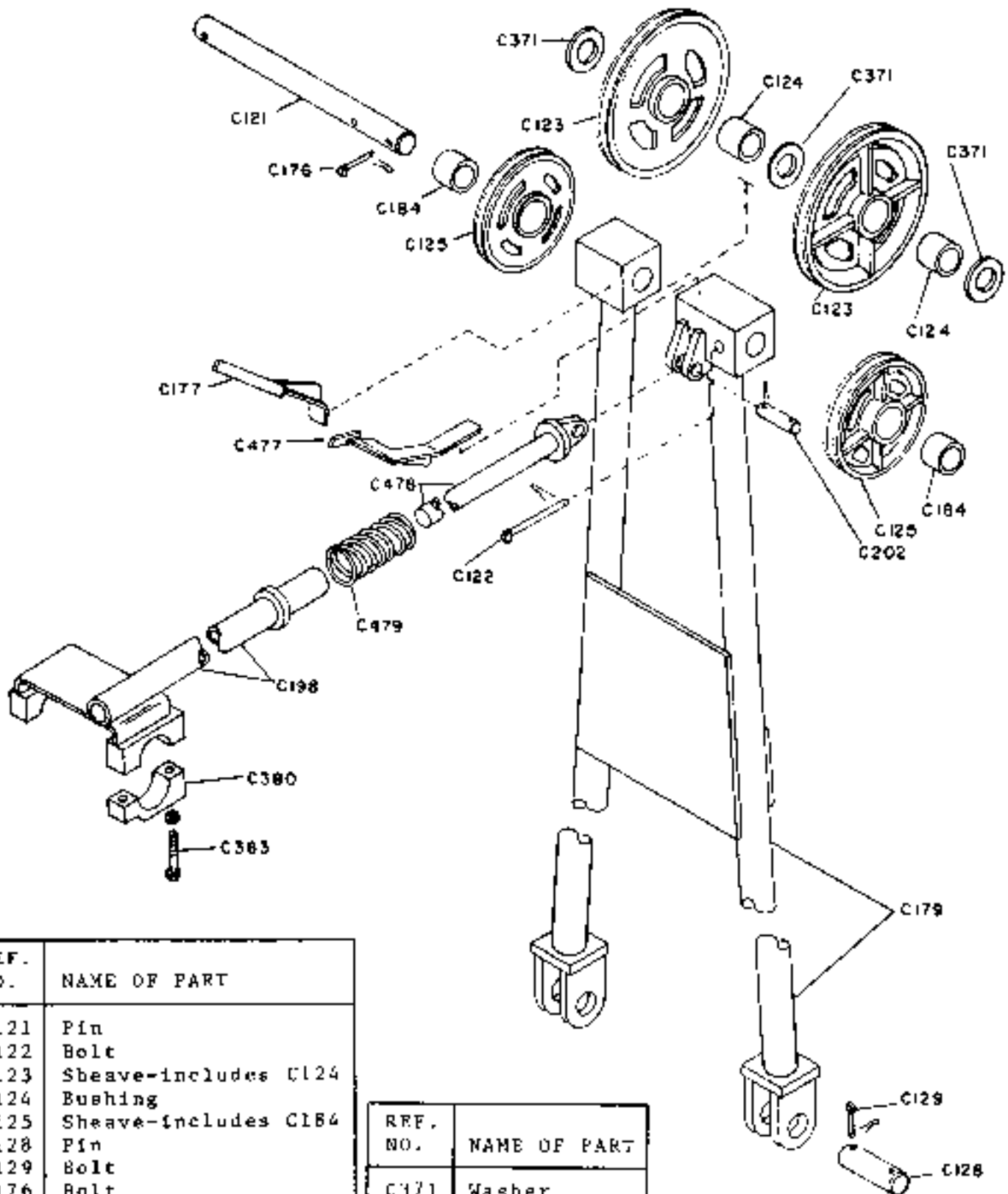


For Eight-Part
Suspension

REF. NO.	NAME OF PART
C120	Head
C121	Shaft
C122	Bolt
C123	Sheave-Includes C124
C124	Bushing
C125	Sheave-Includes 184
C126	Leg
C127	Foot
C128	Pin, foot
C129	Bolt
C176	Bolt
C177	Guide, rope
C179	Auxiliary a-frame
C184	Bushing
C198	Backstop
C202	Pin
C371	Washer
C381	Bracket
C382	Capscrew
C383	Capscrew
C387	Disc, lubrication-red
C388	Screw



APPLICABLE TO SERIAL NUMBERS 121994 THRU 122604 ONLY

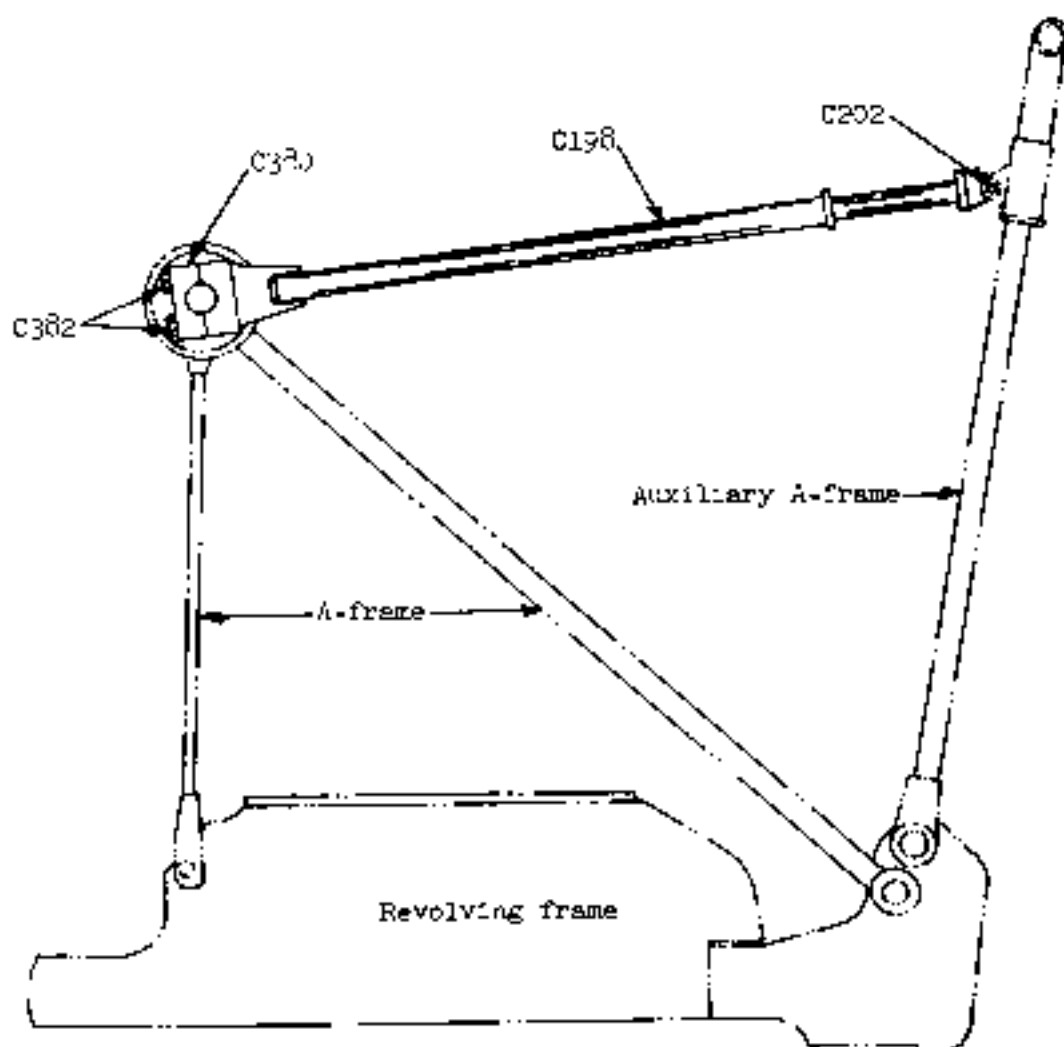


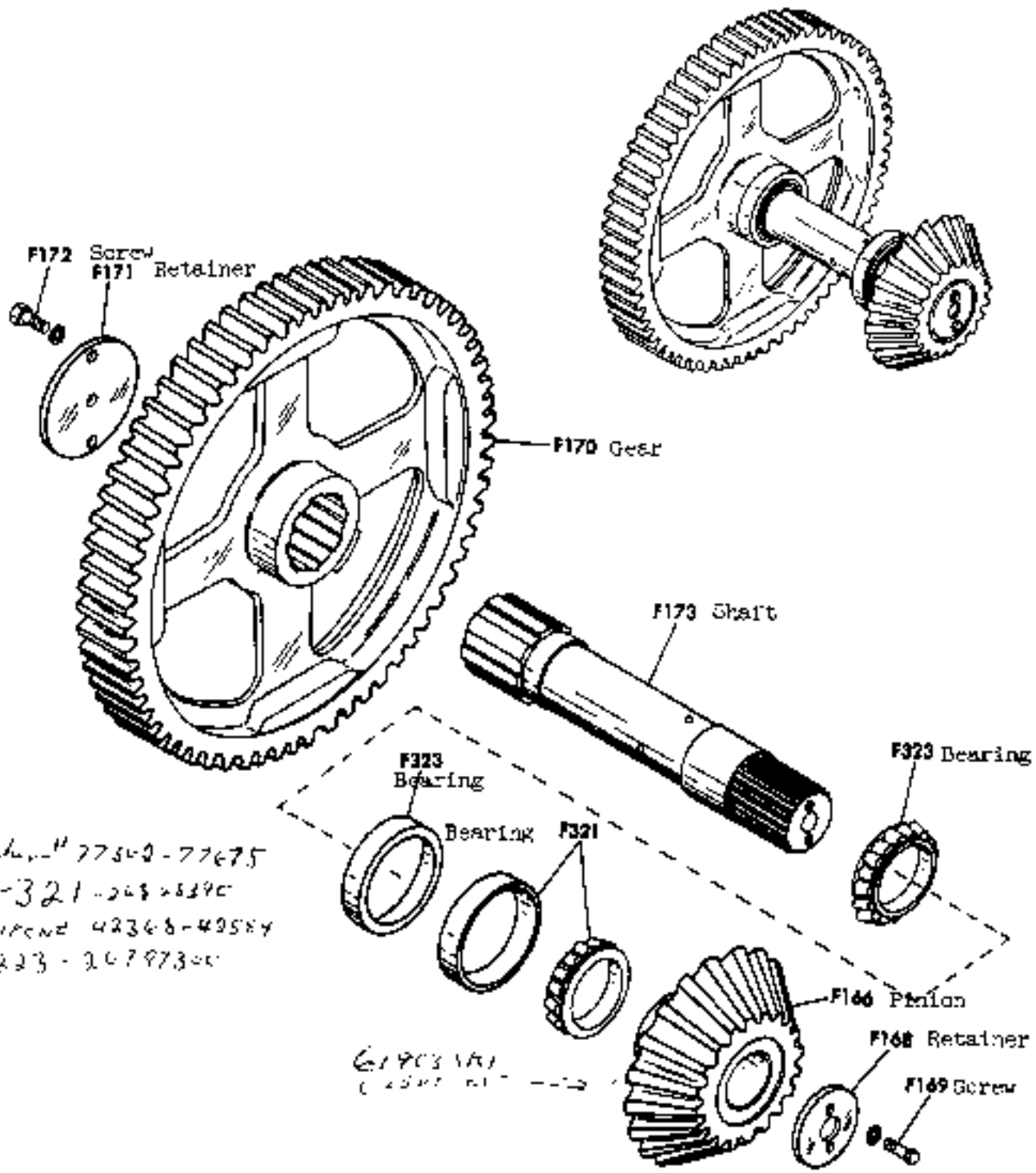
REF. NO.	NAME OF PART
C121	Pin
C122	Bolt
C123	Sheave-includes C124
C124	Bushing
C125	Sheave-includes C184
C128	Pin
C129	Bolt
C176	Bolt
C177	Guide
C179	A-frame
C184	Bushing
C198	Stop, outer
C202	Pin

REF. NO.	NAME OF PART
C371	Washer
C380	Bearing
C383	Capscrew
C477	Guide
C478	Stop, inner
C479	Spring

APPLICABLE ONLY TO SERIAL NUMBERS 122605 & UP

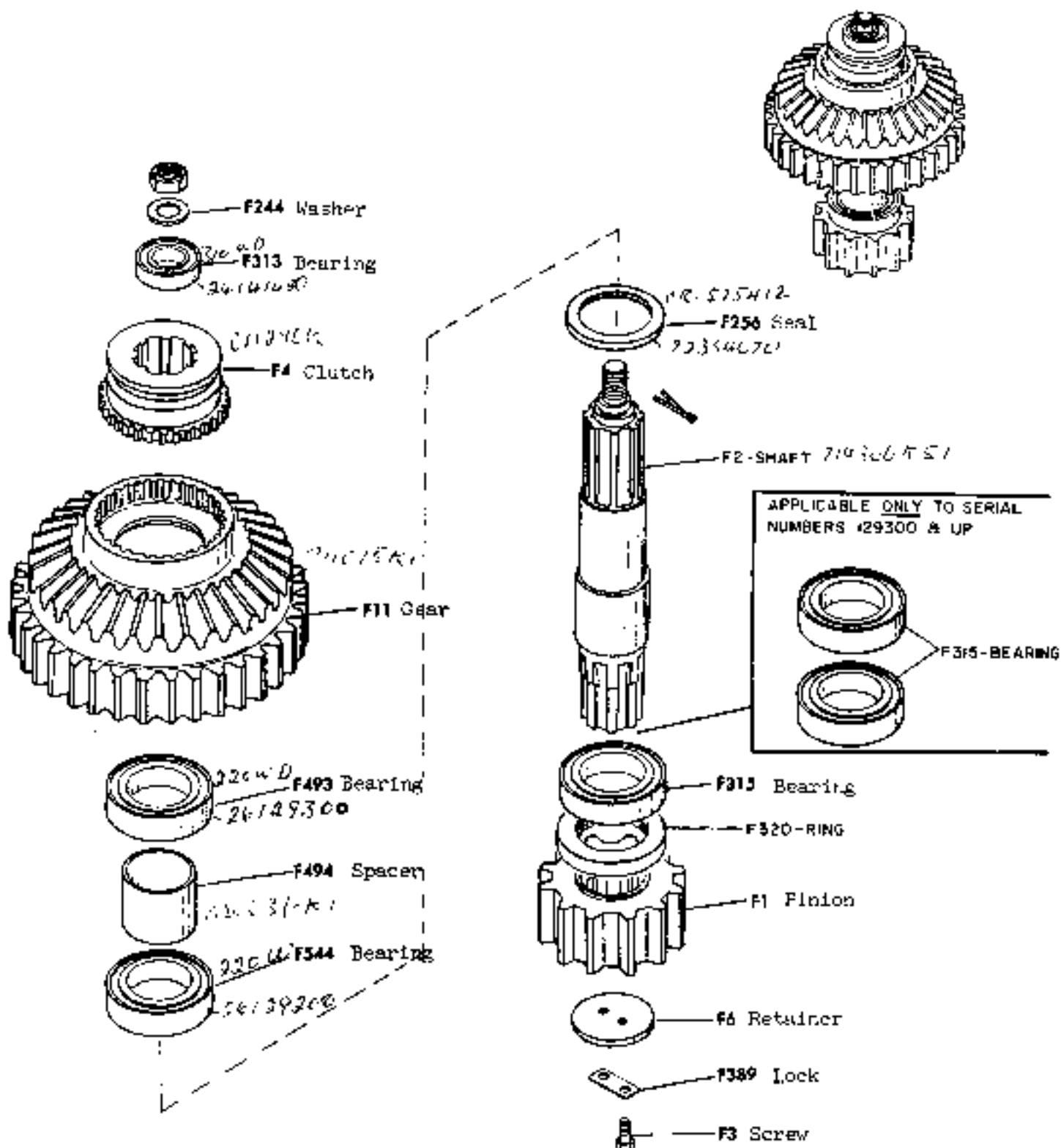
Ref. No.		Name of Part
No.	Used	
C198	1	Back stop
C202	1	Pin, backstop anchor
C350	2	Bracket, A-frame back stop mounting
C382	4	Capscrew, back stop mounting bracket

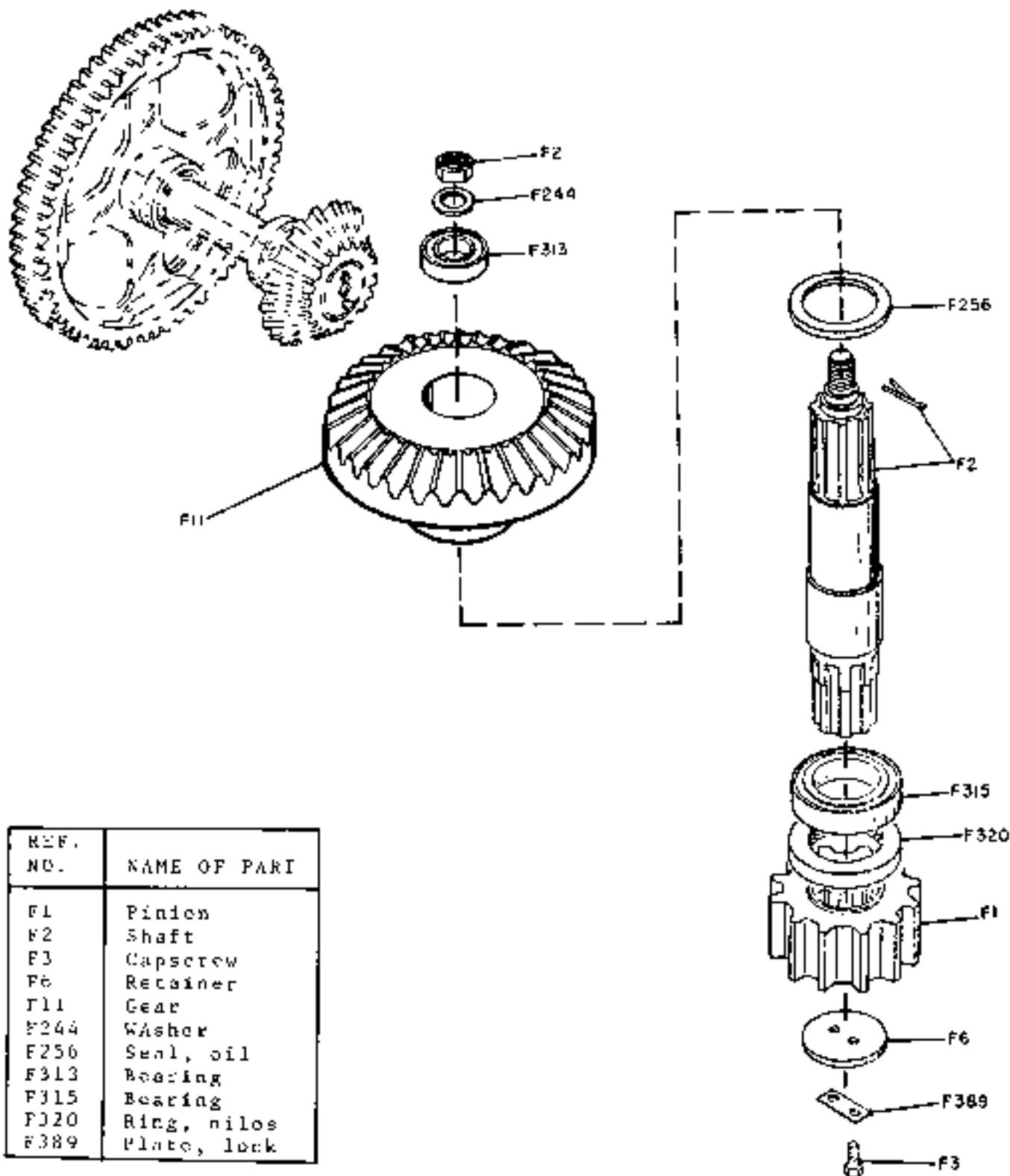




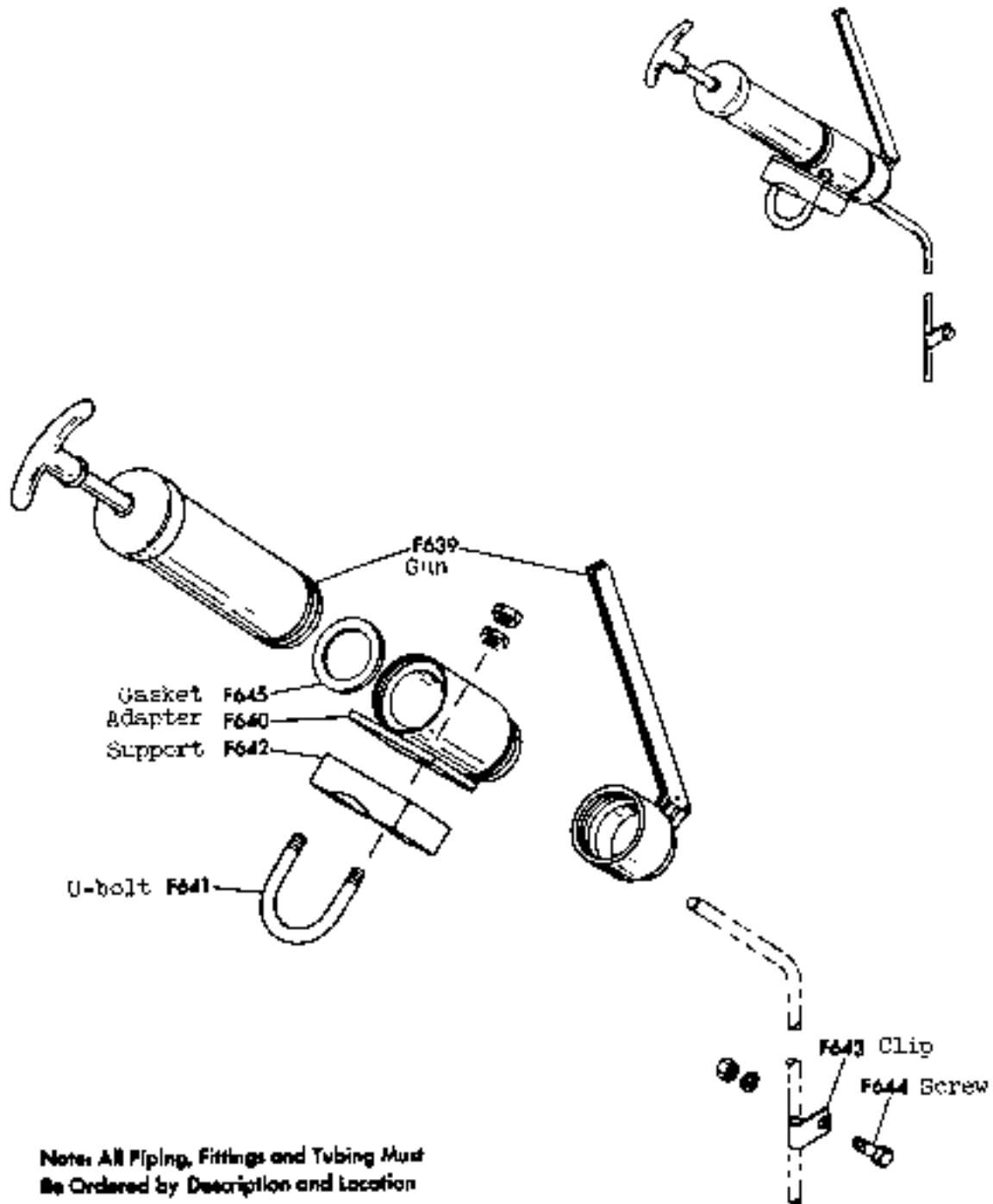
"Enduro" 77349-77675
 F-321-24828290
 TIMPOND 42368-49584
 F 323-26797300

61903141
 (25X7 61)

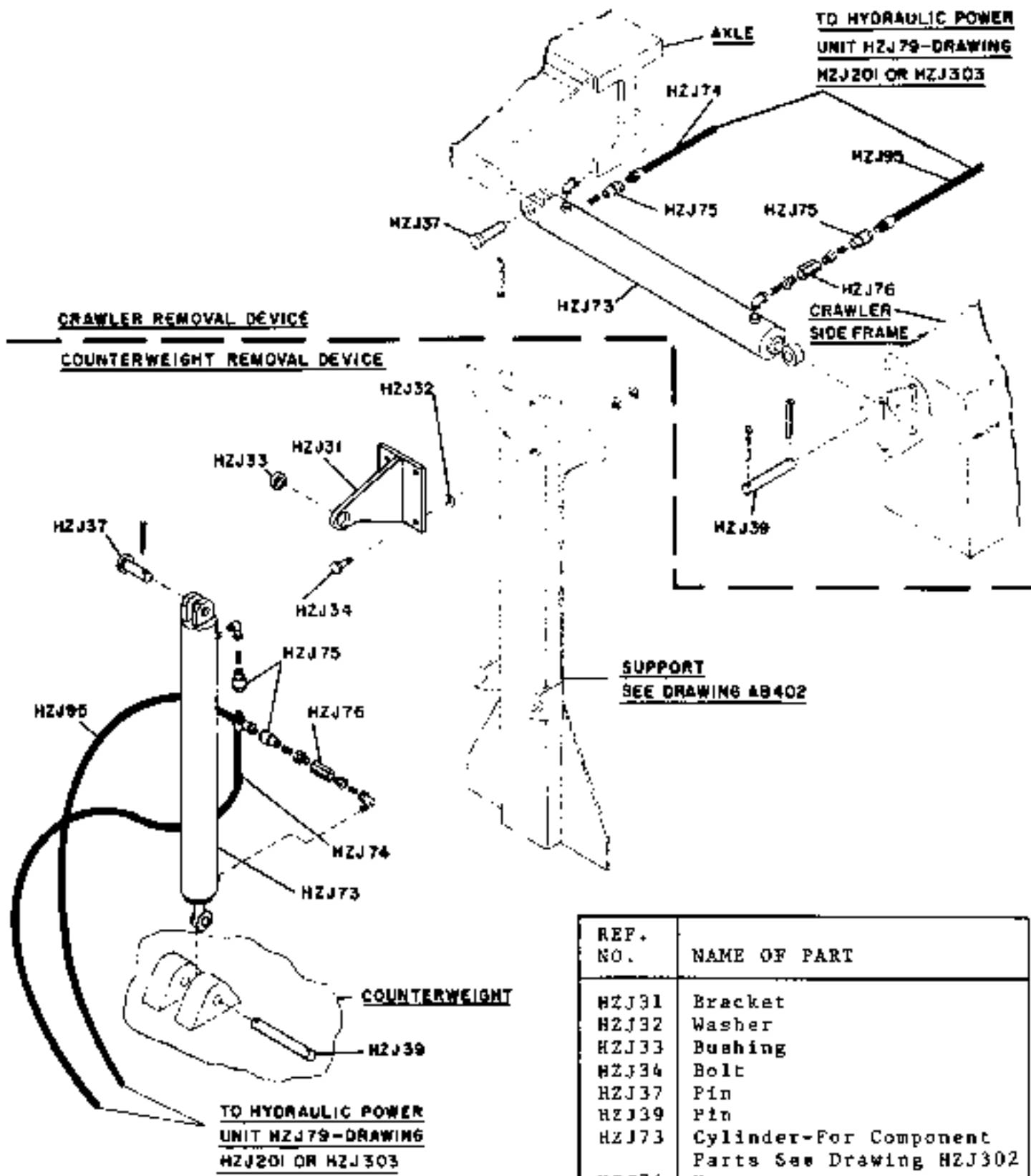




REF. NO.	NAME OF PART
F1	Pinion
F2	Shaft
F3	Cap screw
F6	Retainer
F11	Gear
F244	Washer
F256	Seal, oil
F313	Bearing
F315	Bearing
F320	Ring, nylon
F389	Plate, lock

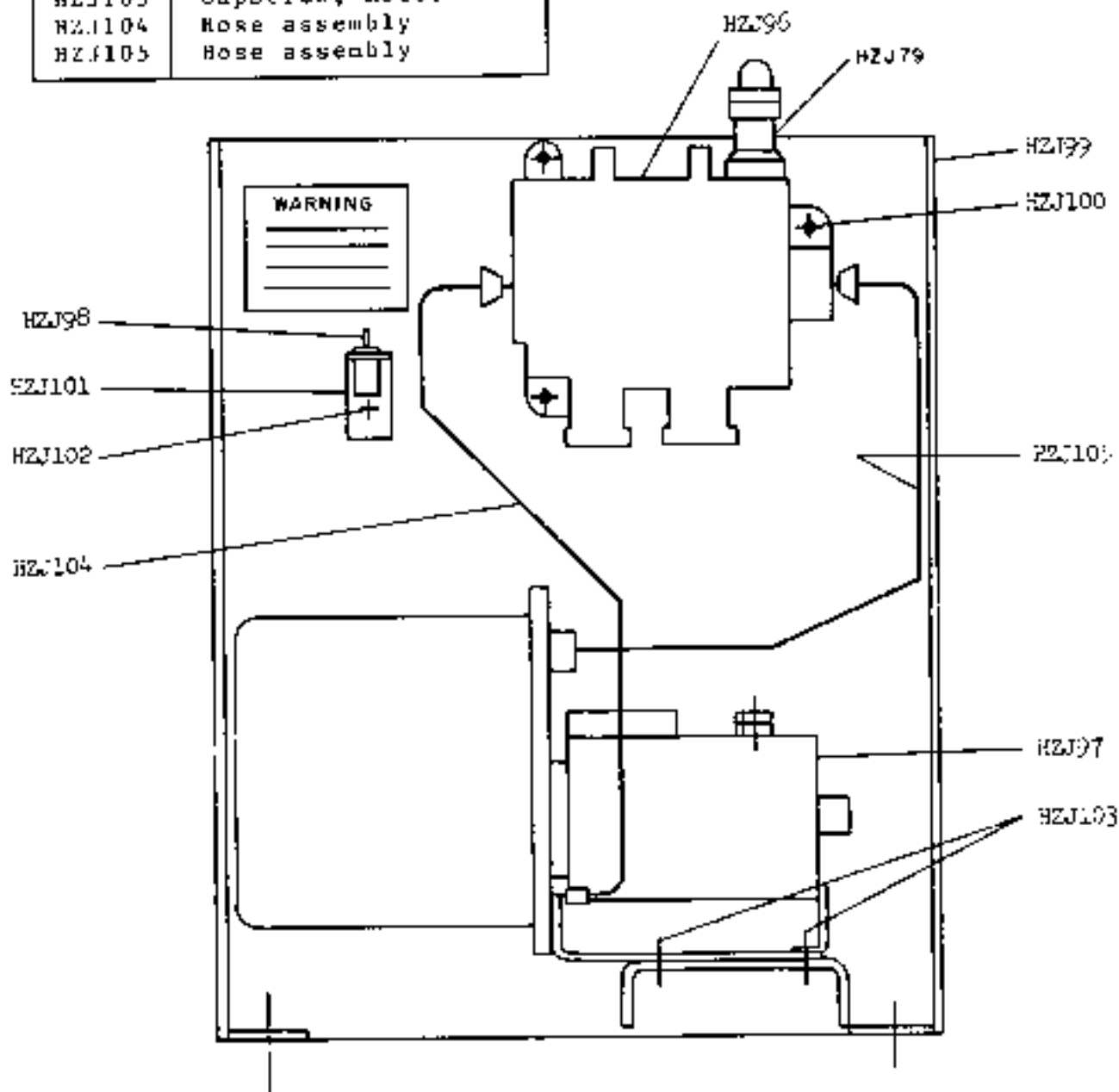


Notes: All Piping, Fittings and Tubing Must Be Ordered by Description and Location



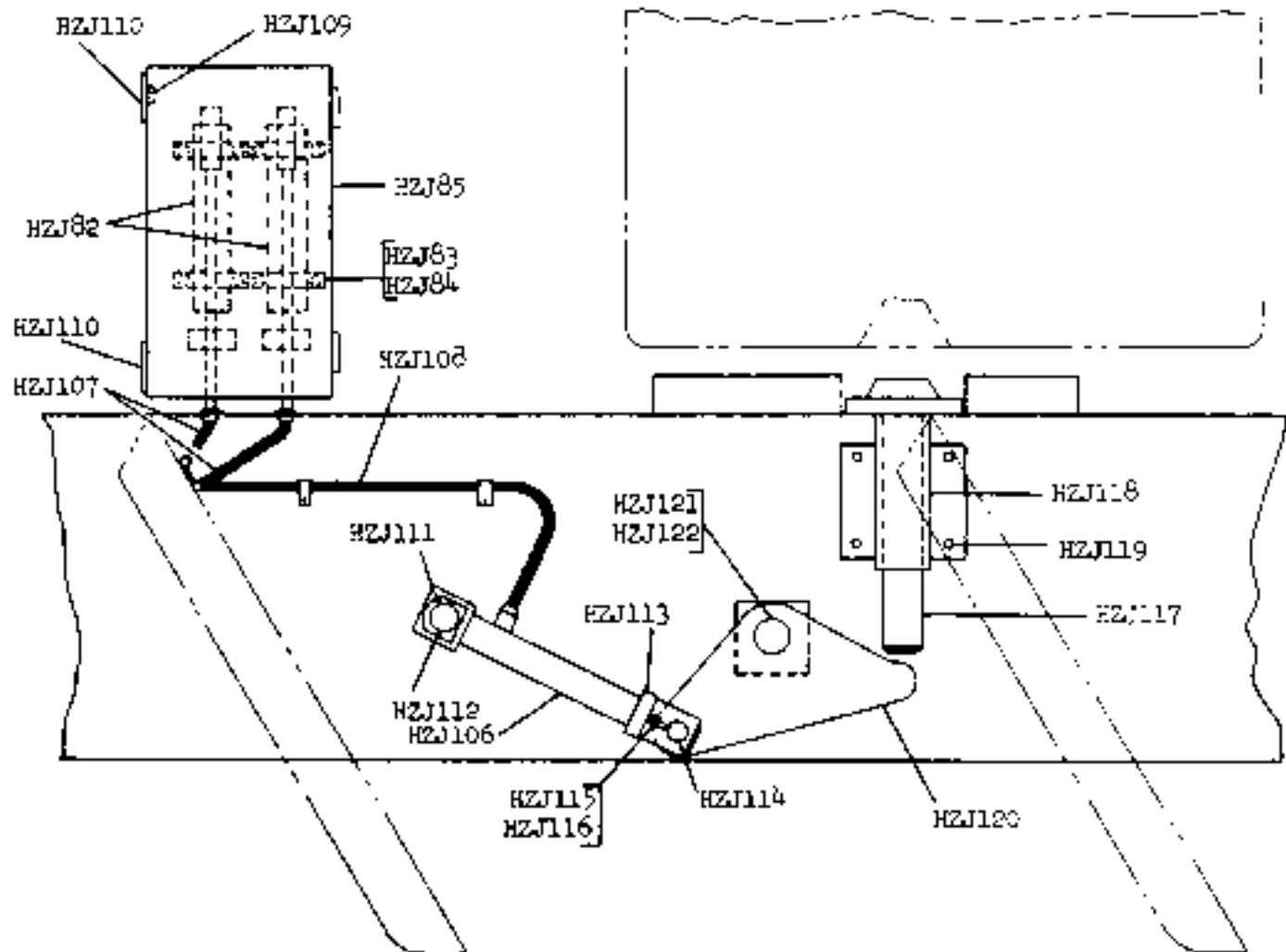
REF. NO.	NAME OF PART
HZJ91	Bracket
HZJ92	Washer
HZJ93	Bushing
HZJ94	Bolt
HZJ97	Pin
HZJ99	Pin
HZJ73	Cylinder-For Component Parts See Drawing HZJ302
HZJ74	Hose
HZJ75	Coupler
HZJ76	Valve
HZJ95	Hose

REF. NO.	NAME OF PART
HZJ79	Hydraulic power unit complete
HZJ96	Valve, control-for component parts see drawing HZJ300
HZJ97	Motor & reservoir
HZJ98	Switch
HZJ99	Stand, control
HZJ100	Capscrew
HZJ101	Bracket, switch
HZJ102	Capscrew, bracket
HZJ103	Capscrew, motor
HZJ104	Hose assembly
HZJ105	Hose assembly



APPLICABLE TO SERIAL NUMBERS 121994 THRU 123135 ONLY

REF. NO.	NAME OF PART	REF. NO.	NAME OF PART
HZJ82	Pump-4 con-for component parts see drawing HZJ276-HZJ301	HZJ111	Bolt
HZJ83	Strap	HZJ112	Pin
HZJ84	Capscrew	HZJ113	End, yoke
HZJ85	Mounting	HZJ114	Pin
HZJ106	Ram-4 ton-for component parts see drawing HZJ301	HZJ115	End, rod
HZJ107	Hose	HZJ116	Capscrew
HZJ108	Hose	HZJ117	Pin
HZJ109	Capscrew	HZJ118	Guide
HZJ110	Support	HZJ119	Capscrew
		HZJ120	Lever
		HZJ121	Pin
		HZJ122	Washer



APPLICABLE TO SERIAL NUMBERS 121994 THRU 126252 ONLY

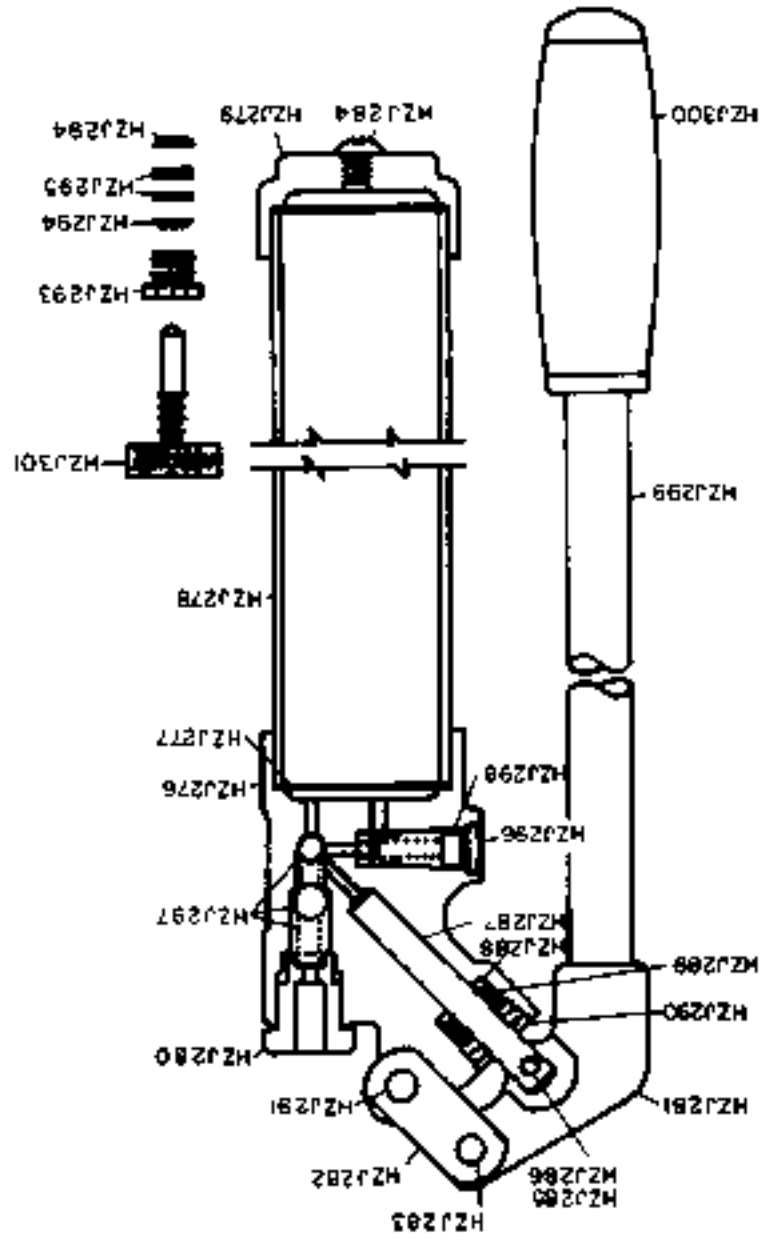
CAT REF.	PART NAME
HZJ 276	BASE
HZJ 277	GASKET
HZJ 278	TUBE
HZJ 279	CAP
HZJ 280	ADAPTER
HZJ 281	SOCKET
HZJ 282	LINK
HZJ 283	PIN. LINK
HZJ 284	SCREW
HZJ 285	RING. PIN
HZJ 286	PIN. PISTON
HZJ 287	PISTON
HZJ 288	RING. SPREADER
HZJ 289	PACKING
HZJ 290	NUT
HZJ 291	RING. PIN
HZJ 292	WRENCH - NOT ILLUSTRATED
HZJ 293	NUT
HZJ 294	WASHER
HZJ 295	PACKING
HZJ 296	PLUG
HZJ 297	VALVE
HZJ 298	VALVE
HZJ 299	HANDLE
HZJ 300	GRIP
HZJ 301	VALVE. RELEASE

HYDRAULIC PUMP

HZJ276 - HZJ301

(64154025)

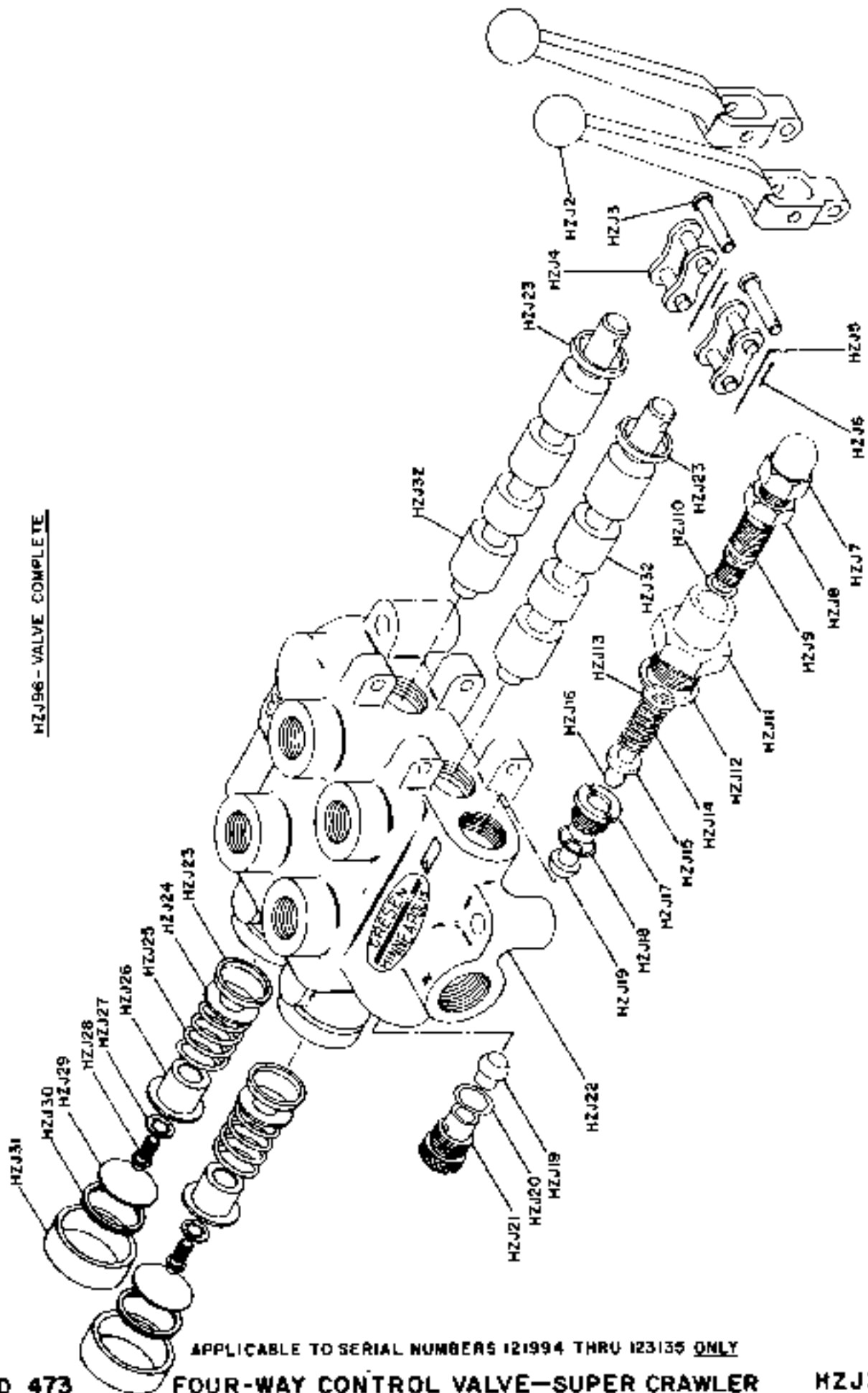
(HZJ82)



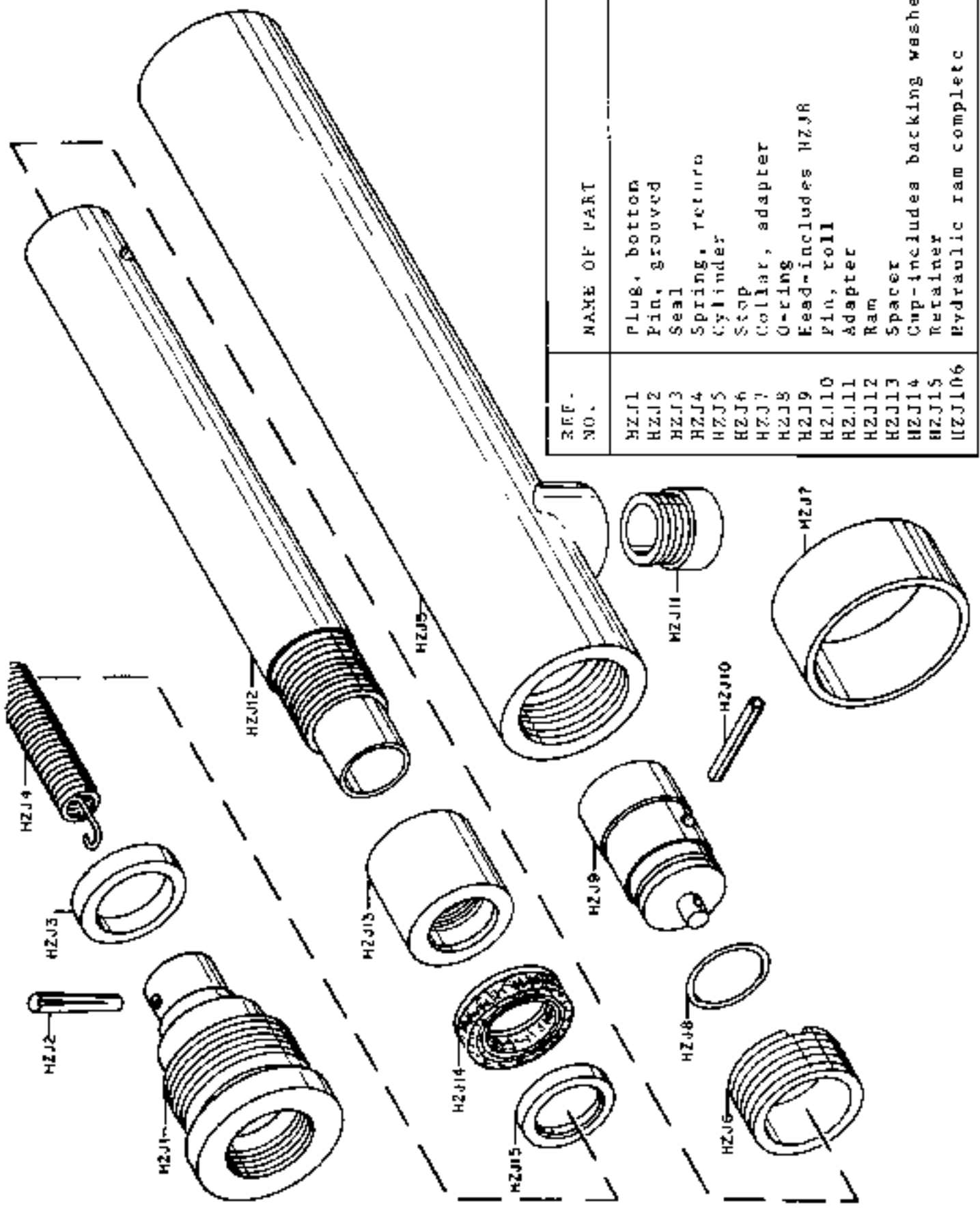
REF. NO.	NAME OF PART	REF. NO.	NAME OF PART
HZJ2	Handle	HZJ18	O-ring
HZJ1	Pin	HZJ19	Poppet
HZJ4	Link assembly	HZJ20	O-ring
HZJ5	Pin, cutter	HZJ21	Plug
HZJ6	Pin, cotter	HZJ22	Housing
HZJ7	Cap	HZJ23	Seal
HZJ8	Nut, jam	HZJ24	Washer
HZJ9	Screw	HZJ25	Spring
HZJ10	O-ring	HZJ26	Collar
HZJ11	body	HZJ27	lockwasher
HZJ12	Gasket	HZJ28	Bolt
HZJ13	Washer	HZJ29	Disc
HZJ14	Spring	HZJ30	Ring, snap
HZJ15	Guide	HZJ31	Bonnet, rubber
HZJ16	Ball	HZJ32	Spool
HZJ17	Seat	HZJ96	Valve complete

APPLICABLE TO SERIAL NUMBERS 121994 THRU 123135 ONLY

HZJ96 - VALVE COMPLETE

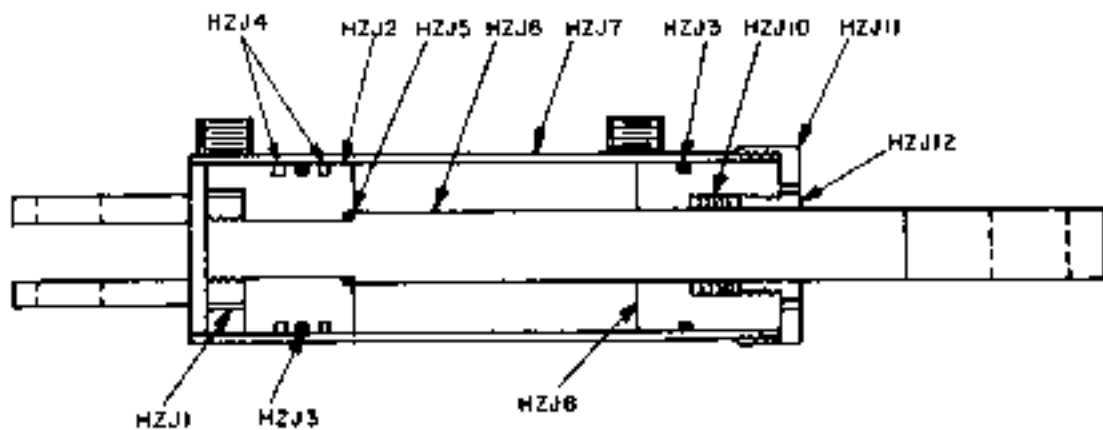


APPLICABLE TO SERIAL NUMBERS 121994 THRU 123135 ONLY



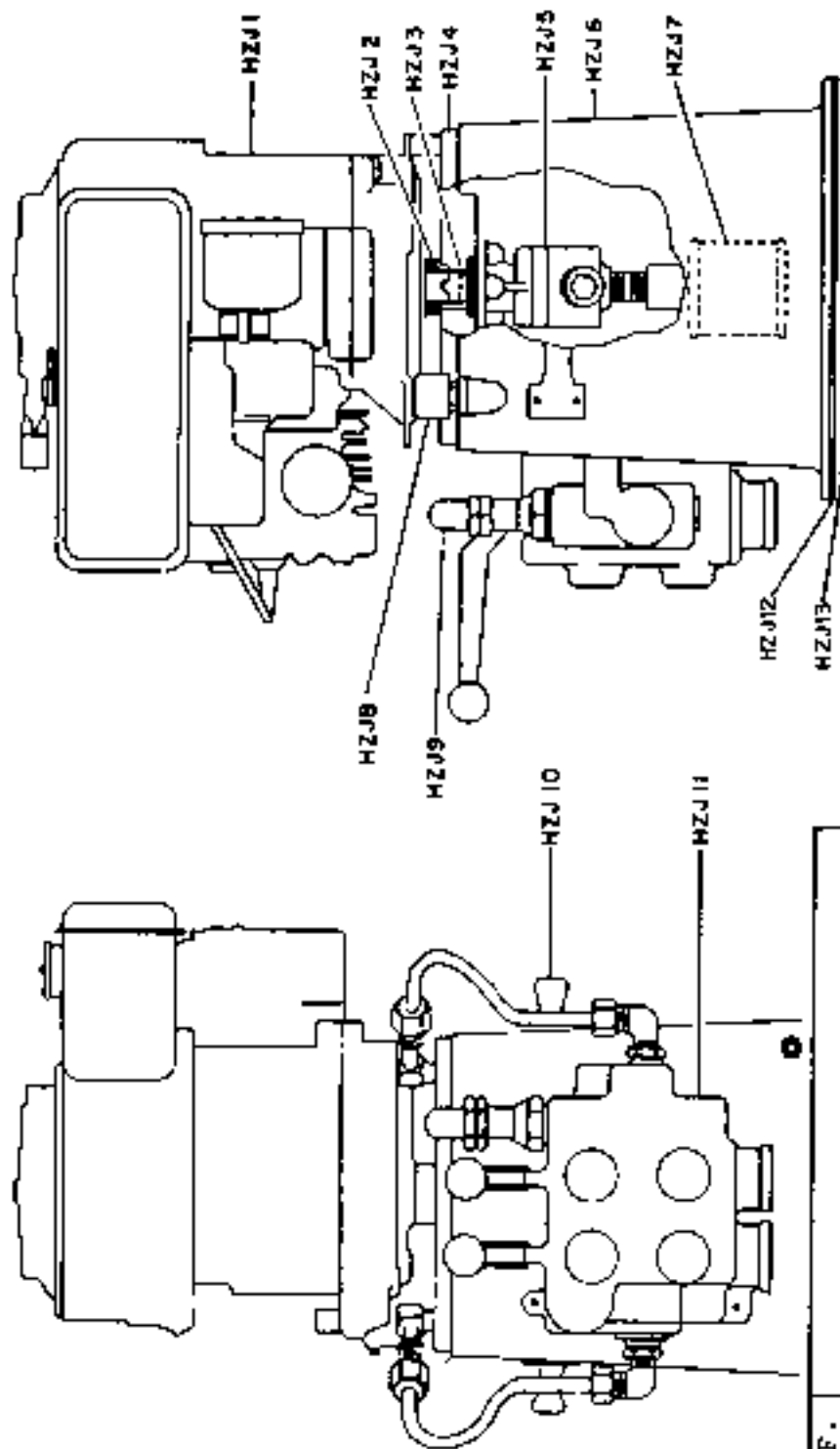
REF. NO.	NAME OF PART
HZJ1	Plug, bottom
HZJ2	Pin, grooved
HZJ3	Seal
HZJ4	Spring, return
HZJ5	Cylinder
HZJ6	Stop
HZJ7	Collar, adapter
HZJ8	O-ring
HZJ9	Head-includes HZJ8
HZJ10	Pin, roll
HZJ11	Adapter
HZJ12	Ram
HZJ13	Spacer
HZJ14	Cup-includes backing washer
HZJ15	Retainer
HZJ106	Hydraulic ram complete

REF. NO.	NAME OF PART
HZJ1	Nut
HZJ2	Piston
HZJ3	O-ring
HZJ4	Ring
HZJ5	O-ring
HZJ6	Shaft
HZJ7	Cylinder barrel
HZJ8	Cylinder head
HZJ10	Packing
HZJ11	Collar
HZJ12	Packing nut
HZJ73	Hydraulic cylinder complete



HZJ73-HYDRAULIC CYLINDER COMPLETE

HZJ79 HYDRAULIC POWER UNIT COMPLETE

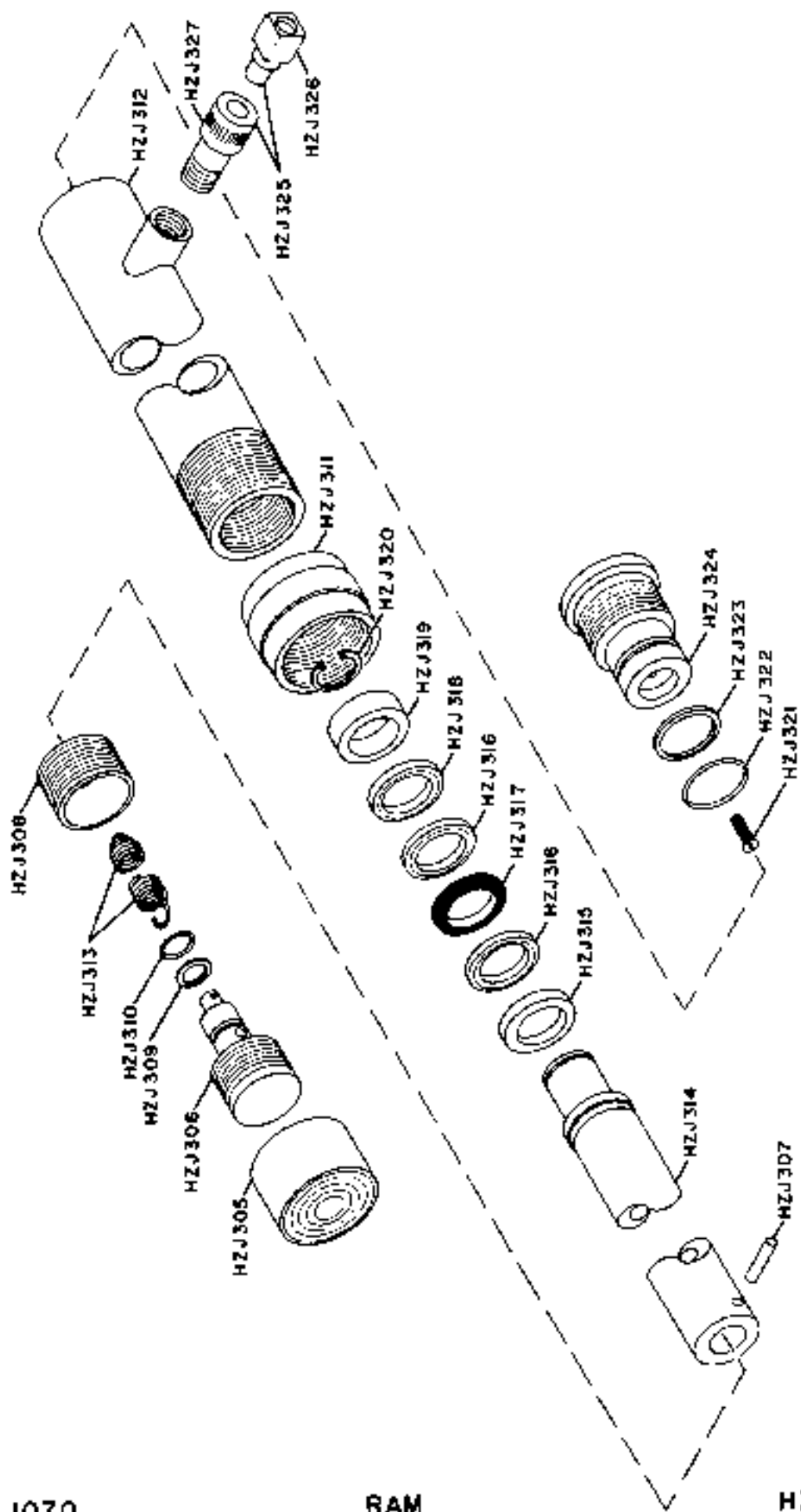


CRAWLER
HYDRAULIC POWER UNIT

REF. NO.	NAME OF PART
HZJ1	Engine
HZJ2	Grommet
HZJ3	Coupling
HZJ4	Plate
HZJ5	Pump
HZJ6	Reservoir
HZJ7	Strainer
HZJ8	Breather
HZJ9	Valve-see dwg. HZJ330-HZJ360 for component parts

REF. NO.	NAME OF PART
HZJ10	Handle
HZJ11	Valve-see dwg. HZJ330-HZJ360 for component parts
HZJ12	Gasket
HZJ13	Plate
HZJ79	Hydraulic power unit complete

CAT. REF.	PART NAME
HZJ 305	CAP
HZJ 308	HEAD
HZJ 307	PIN, ROLL
HZJ 308	GUIDE
HZJ 309	WASHER, BACK-UP
HZJ 310	O-RING
HZJ 311	COLLAR
HZJ 312	TUBE & BOSS ASSEMBLY
HZJ 313	SPRING
HZJ 314	RAM & STOP ASSEMBLY
HZJ 315	ADAPTER, FEMALE
HZJ 316	V-RING, LEATHER
HZJ 317	V-RING, RUBBER
HZJ 318	ADAPTER, MALE
HZJ 319	BEARING
HZJ 320	RING, SNAP
HZJ 321	SCREW
HZJ 322	O-RING
HZJ 323	WASHER, BACK-UP
HZJ 324	PLUG
HZJ 325	COUPLER, QUICK
HZJ 326	COUPLER, HOSE HALF
HZJ 327	COUPLER, RAM HALF

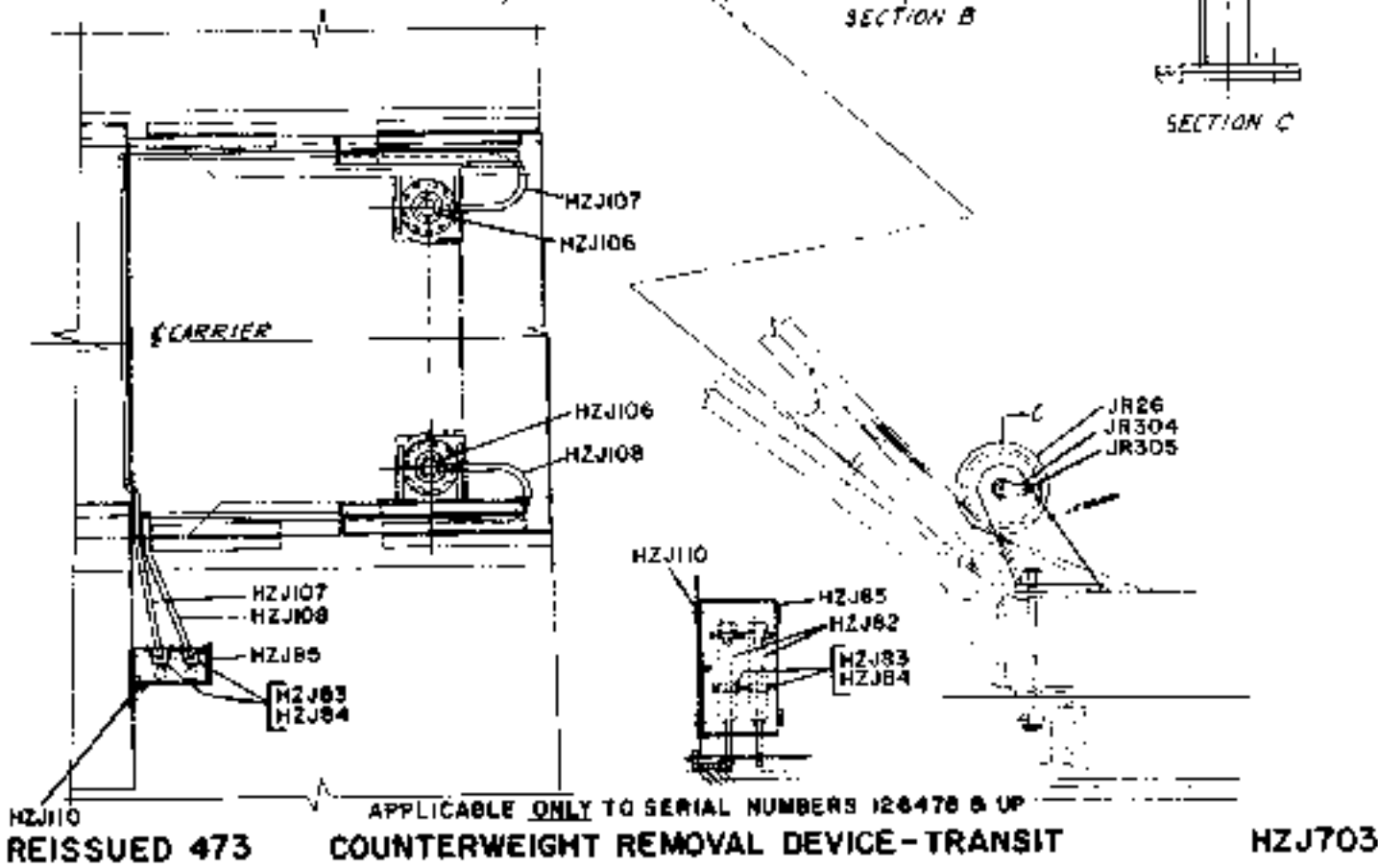
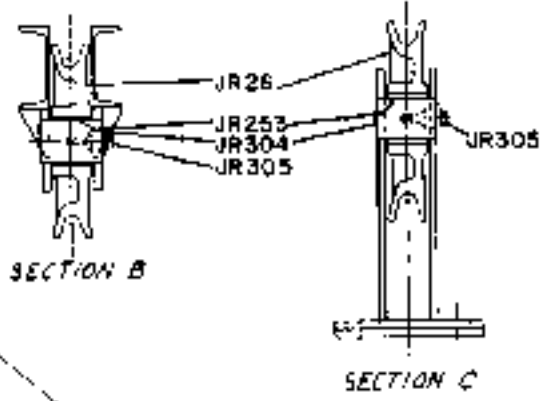
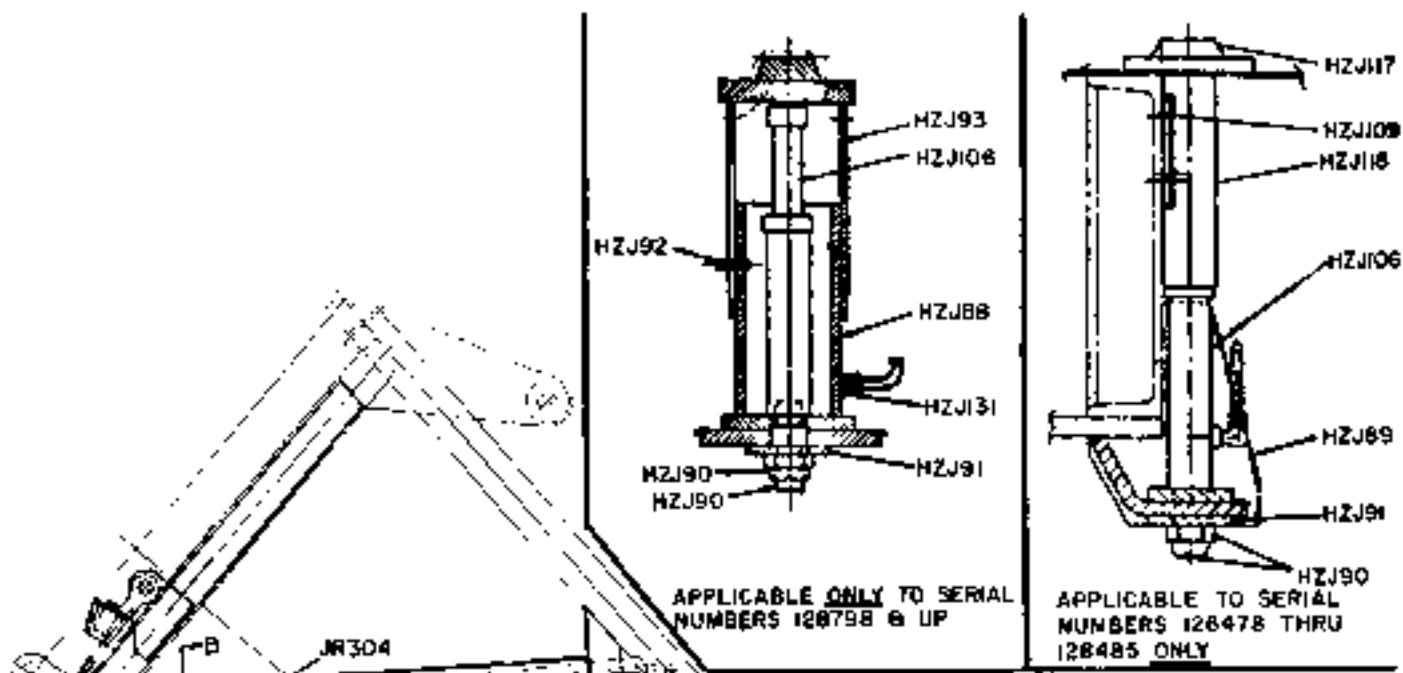


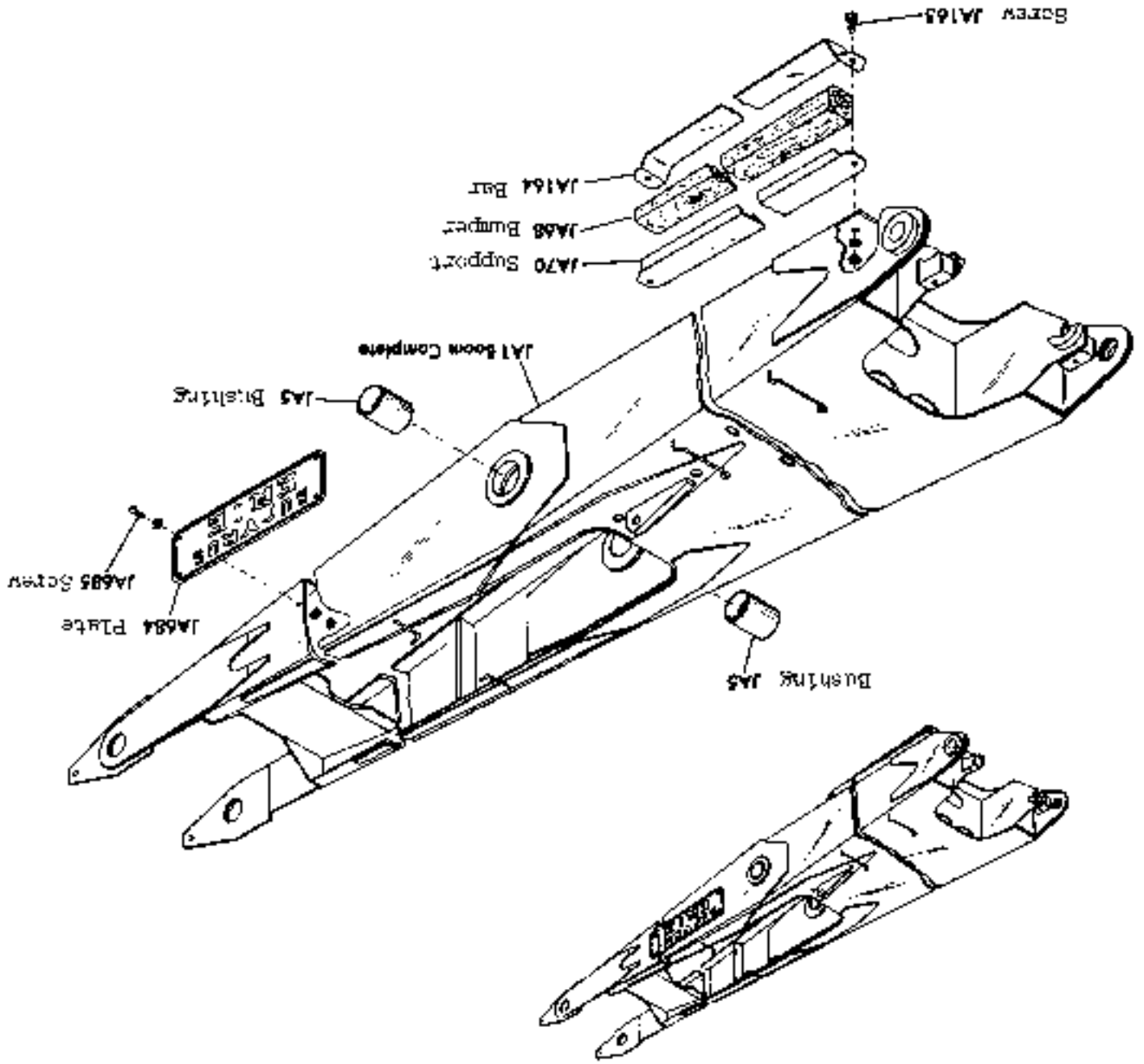
ISSUED 1070

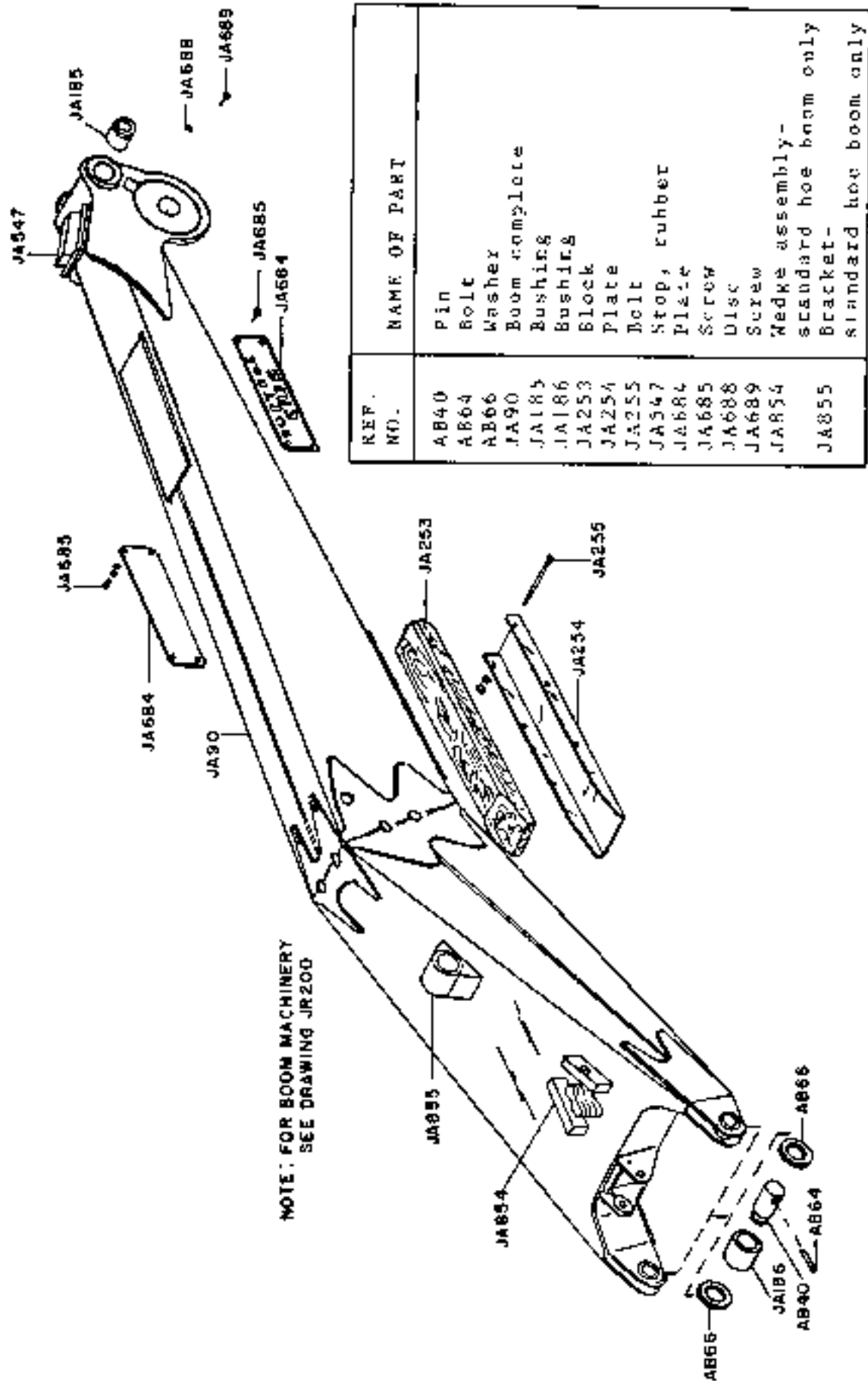
RAM

(HZJ106)
 (82800652)
 HZJ305-HZJ327

REF. NO.	NAME OF PART
H2J82	Pump-for component parts see drawing H2J276-H2J301
H2J83	Strap
H2J84	Capscrew
H2J85	Mounting & cover
H2J88	Guide, lower
H2J89	Support
H2J90	Stud
H2J91	Washer
H2J92	Pin
H2J93	Guide, upper
H2J106	Ram-for component parts see drawing H2J305-H2J327
H2J107	Hose
H2J108	Hose
H2J109	Capscrew
H2J110	Support
H2J117	Pin
H2J118	Guide
H2J131	Coupler
JR26	Sheave-includes JR253
JR253	Bushing
JR304	Pin
JR305	Capscrew

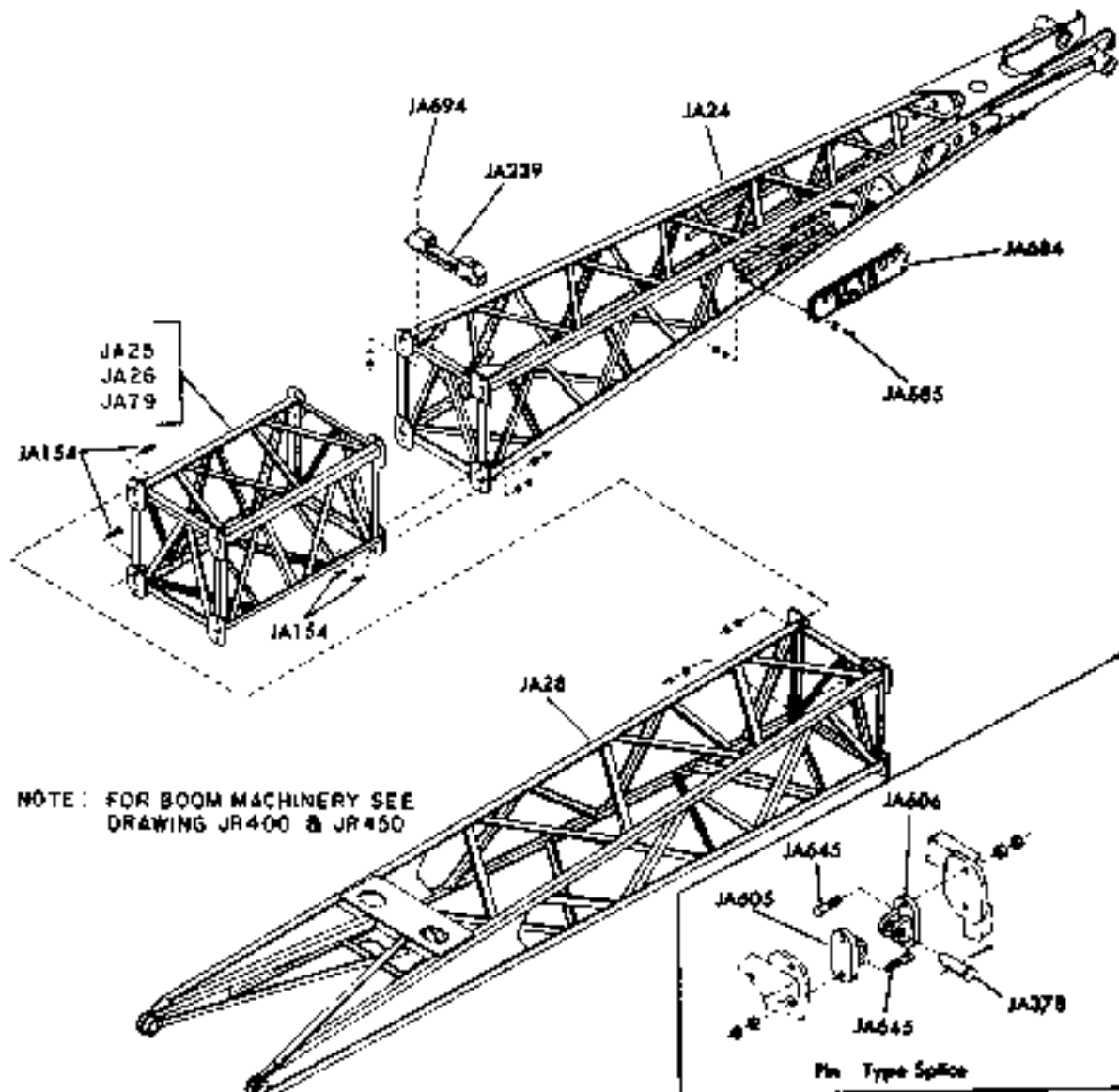




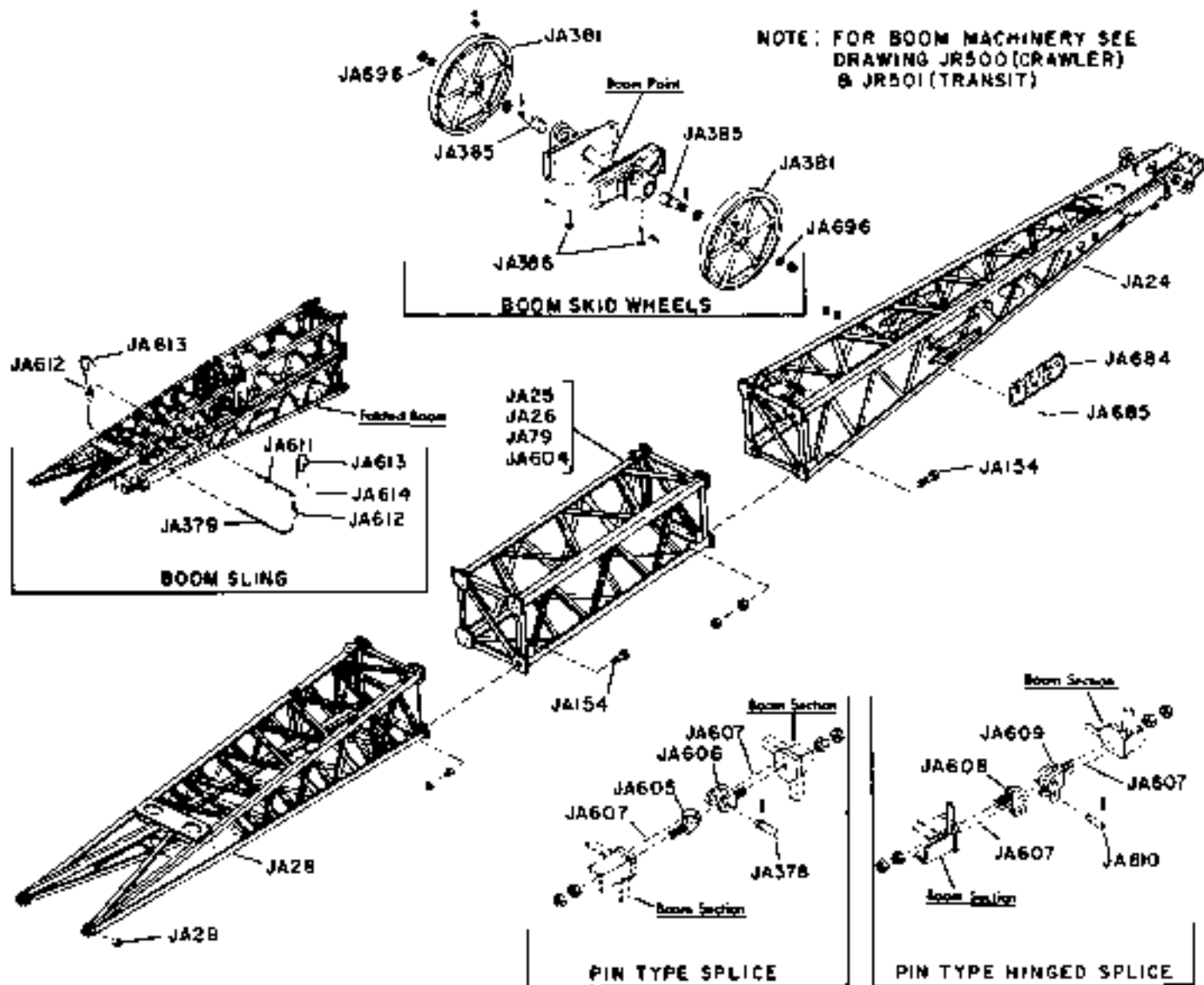


REF. NO.	NAME OF PART
AB40	Pin
AB64	Bolt
AB66	Washer
JA90	Boom complete
JA185	Bushing
JA186	Bushing
JA253	Block
JA254	Plate
JA255	Bolt
JA547	Stop, rubber
JA684	Plate
JA685	Screw
JA688	Disc
JA689	Screw
JAR54	Wedge assembly - standard hoe boom only
JA855	Bracket - standard hoe boom only

REF. NO.	NAME OF PART	REF. NO.	NAME OF PART
JA24	Section, upper	JA378	Pin
JA25	Section, 5'-0" center	JA605	Lug, male
JA26	Section, 10'-0" center	JA606	Lug, female
JA28	Section, lower	JA645	Capscrew
JA79	Section, 20'-0" center	JA684	Plate, name
JA154	Capscrew	JA685	Capscrew
JA239	Timber	JA694	Bolt

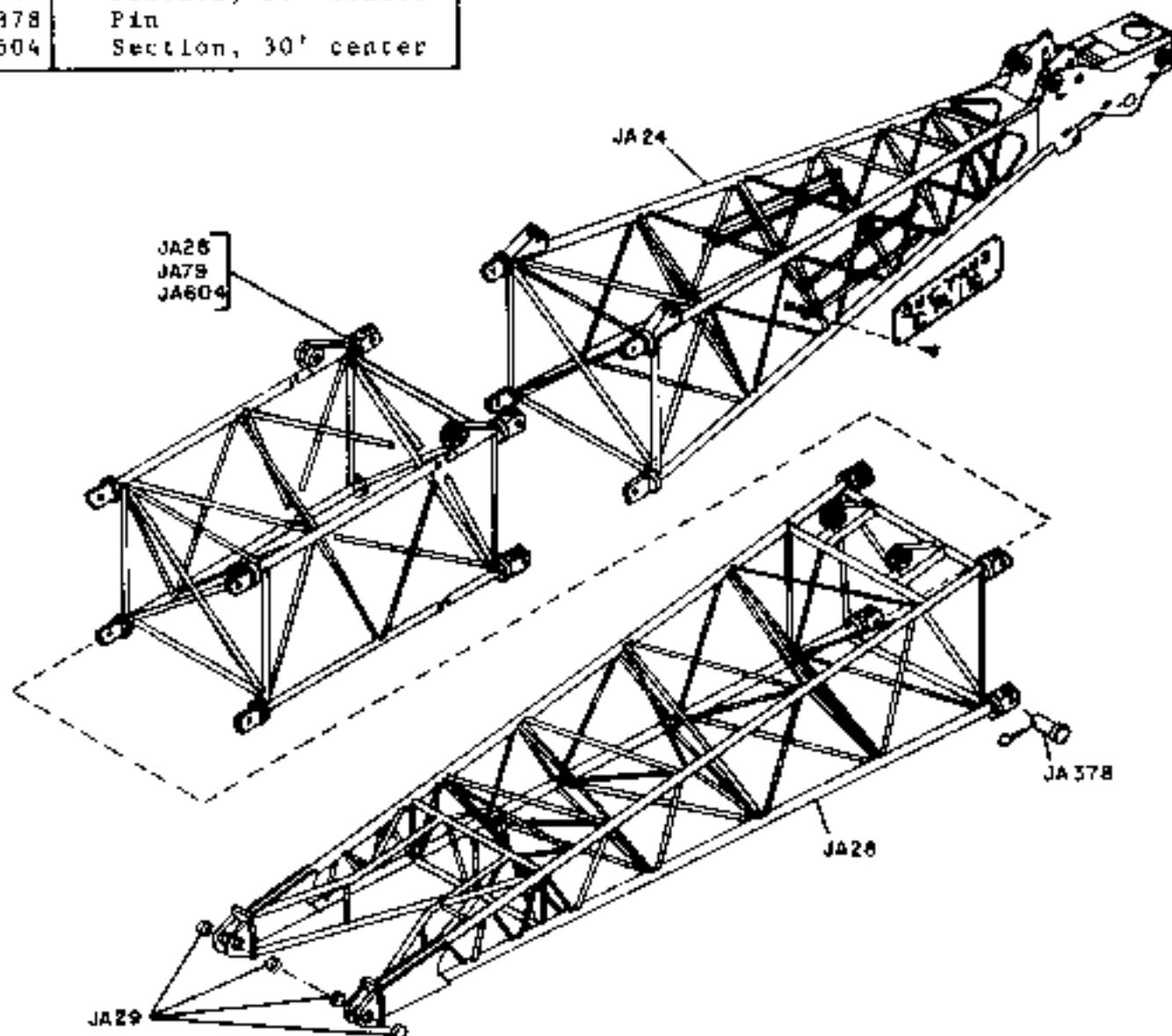


REF. NO.	NAME OF PART	REF. NO.	NAME OF PART
JA24	Section, upper	JA605	Lug, male
JA25	Section, 5'-0" center	JA606	Lug, female
JA26	Section, 10'-0" center	JA607	Pin
JA28	Section, lower	JA608	Lug, hinged male
JA29	Bushing	JA609	Lug, hinged female
JA79	Section, 20'-0" center	JA610	Pin
JA154	Bolt, splice	JA611	Hanger
JA378	Pin	JA612	Socket
JA379	Rope	JA613	Wedge
JA381	Wheel	JA614	Pin
JA385	Axle	JA684	Plate, name
JA386	Bolt	JA685	Screw
JA604	Section, 30'-0" center	JA696	Washer

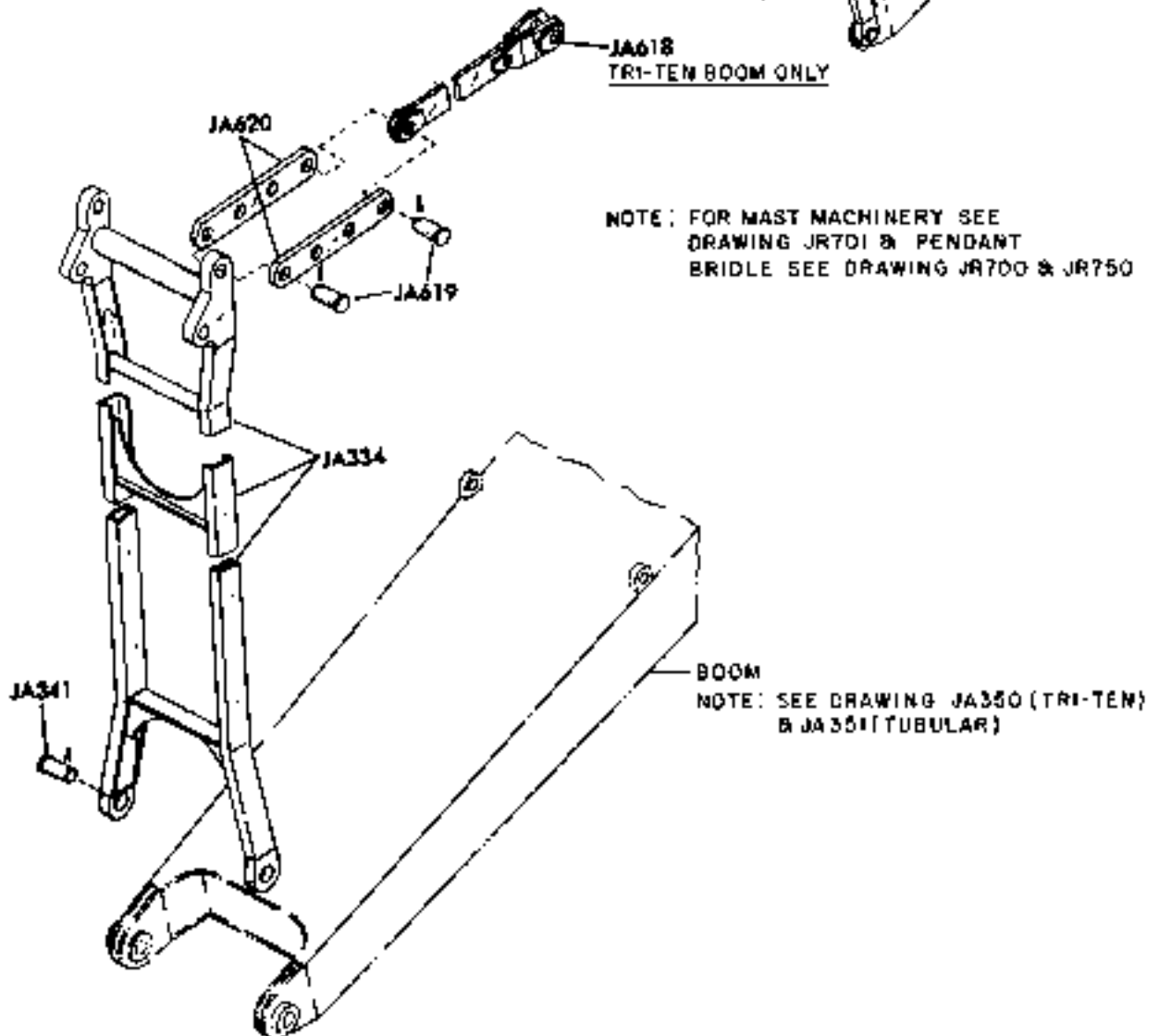
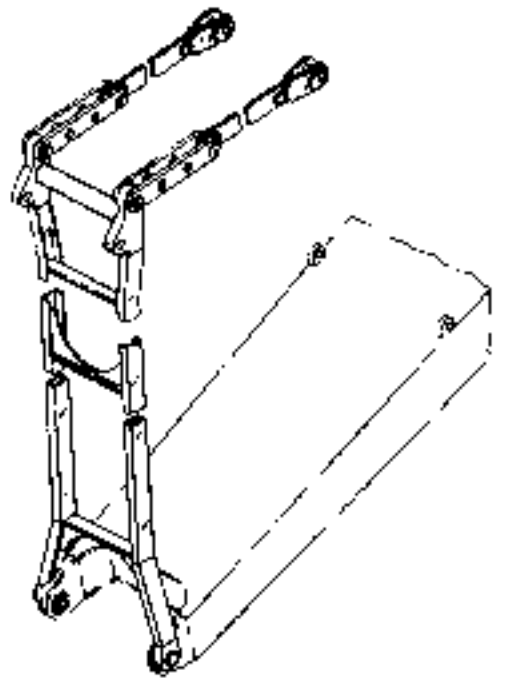


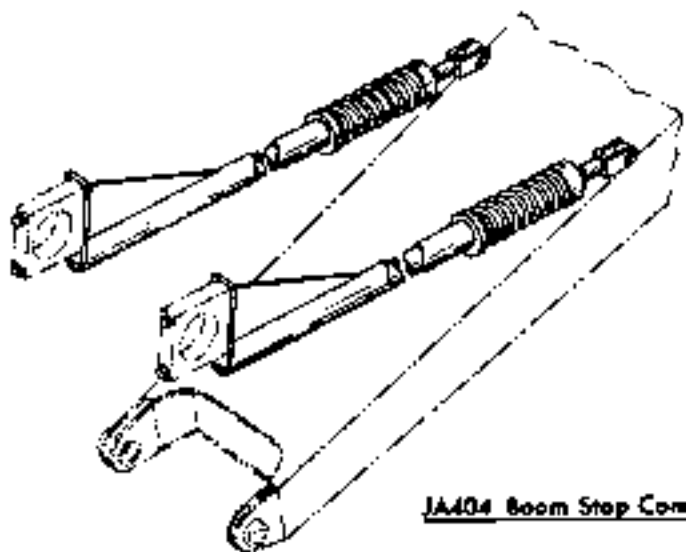
Ref. No.	Name of Part
JA24	Section, upper
JA26	Section, 10' center
JA28	Section, lower
JA29	Bushing
JA79	Section, 20' center
JA378	Pin
JA604	Section, 30' center

NOTE: FOR BOOM MACHINERY SEE DRAWING JR600 OR JR650



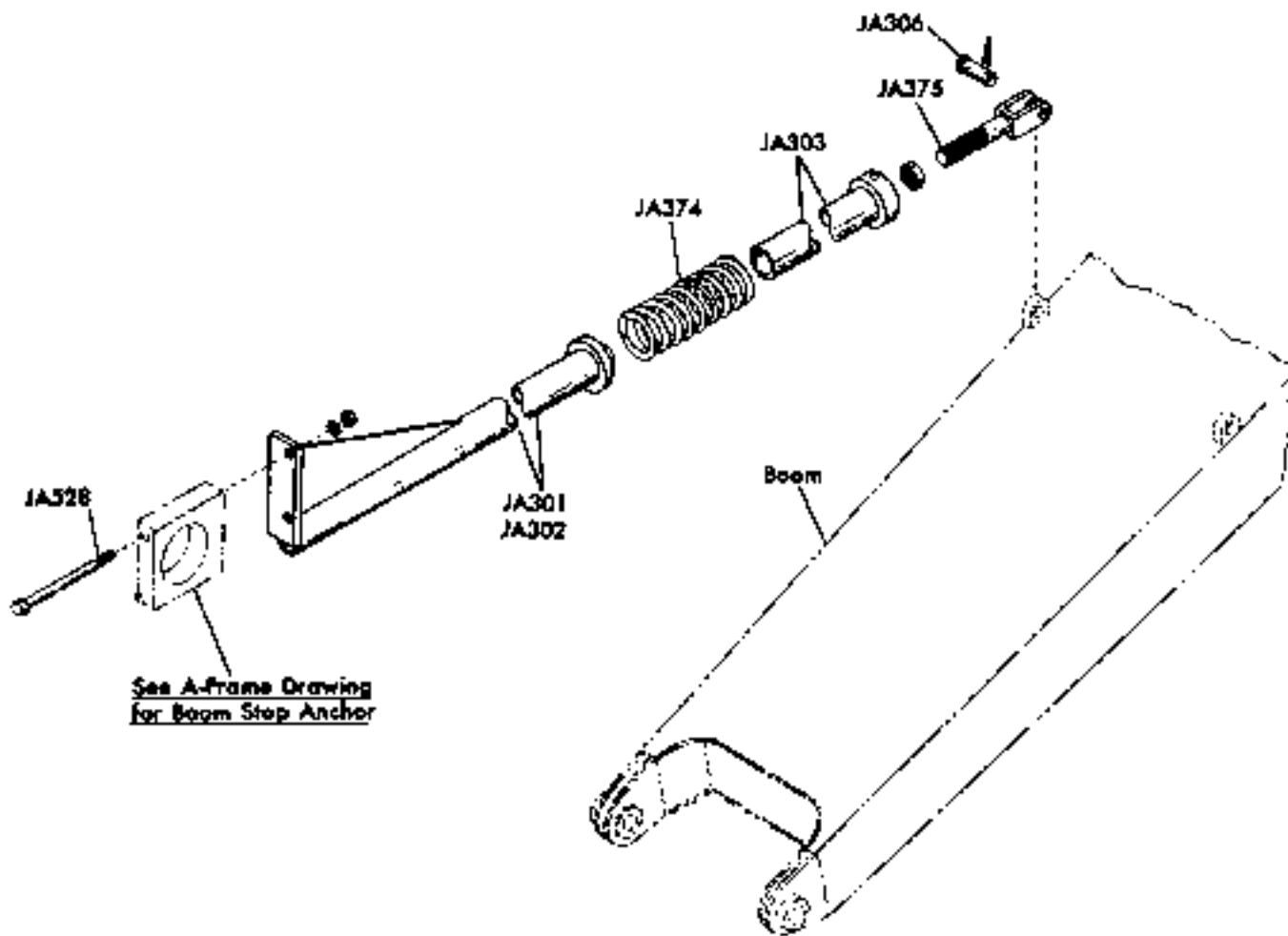
REF. NO.	NAME OF PART
JA334	Mast
JA341	Pin
JA618	Link-tri-ten boom only
JA619	Pin
JA620	Link



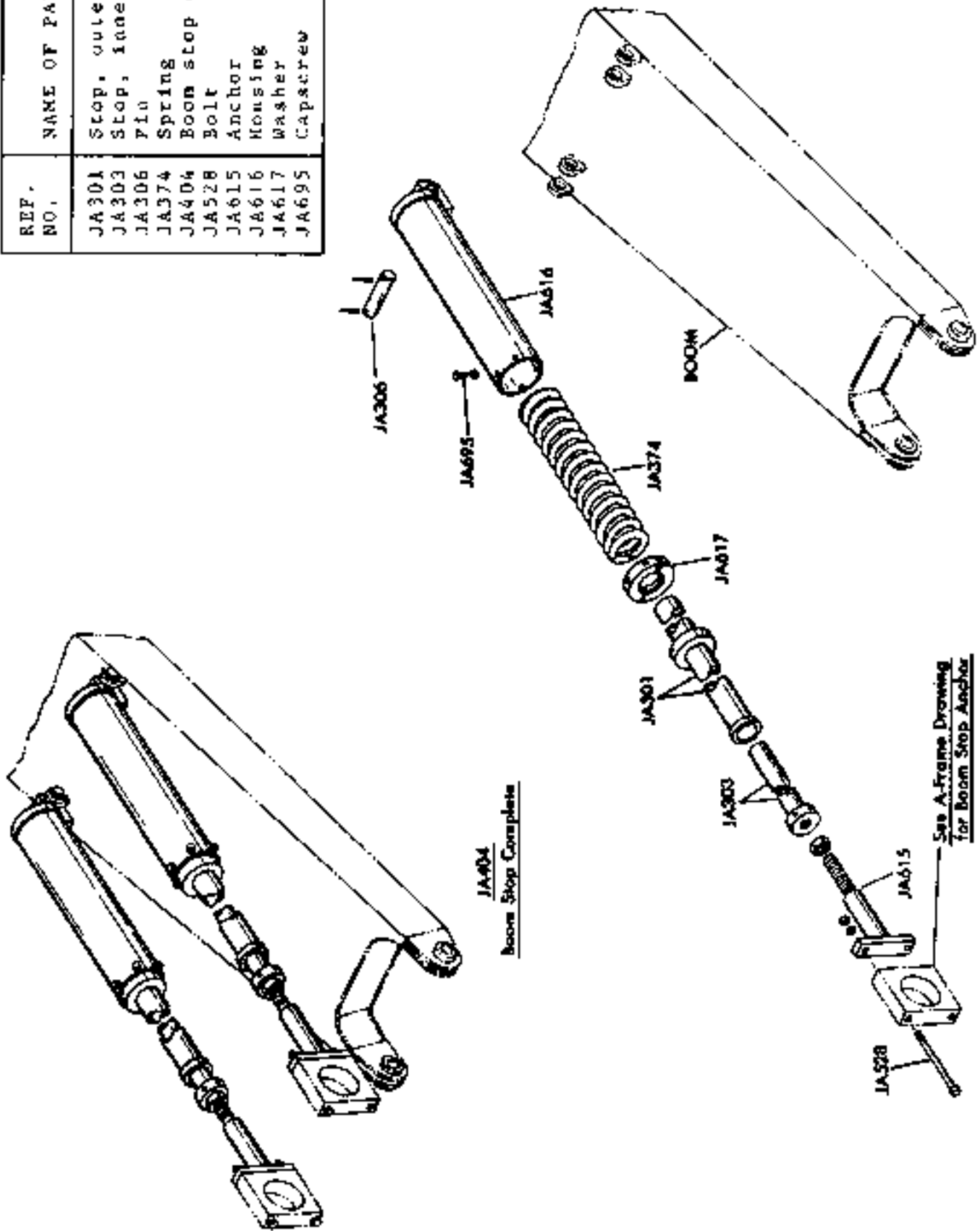


REF. NO.	NAME OF PART
JA301	Anchor, right hand
JA302	Anchor, left hand
JA103	Stop
JA306	Pin
JA374	Spring
JA375	Rod
JA404	Boom stop complete
JA528	Bolt

JA404 Boom Stop Complete

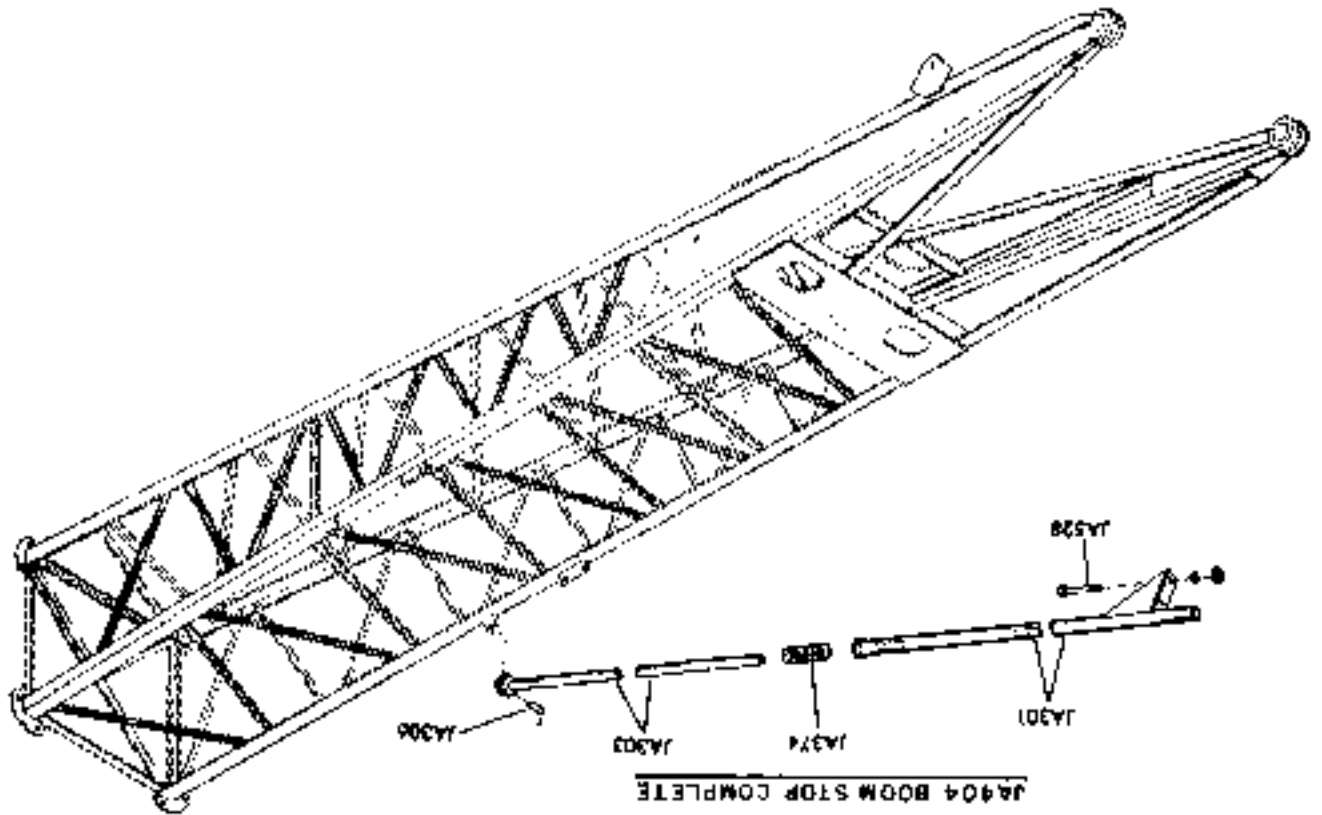


REF. NO.	NAME OF PART
JA301	Stop, outer
JA303	Stop, inner
JA306	Pin
JA374	Spring
JA404	Boom stop complete
JA528	Bolt
JA615	Anchor
JA616	Housing
JA617	Washer
JA695	Cap screw

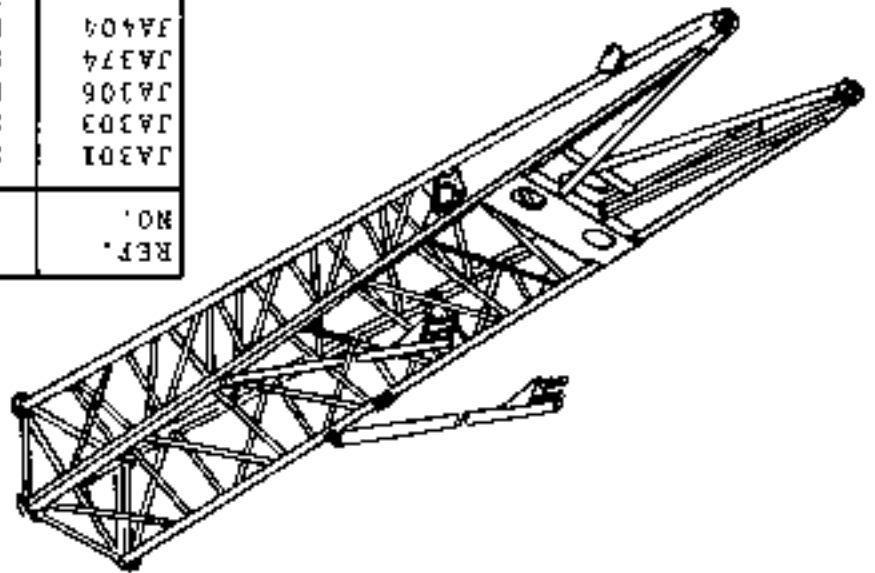


JA404
Boom Stop Complete

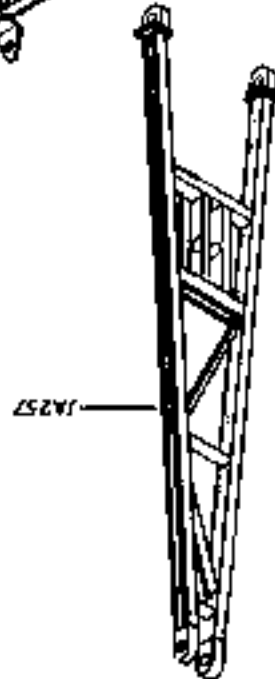
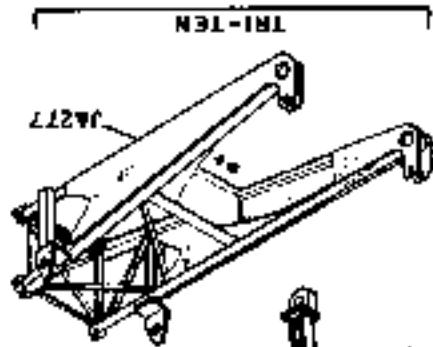
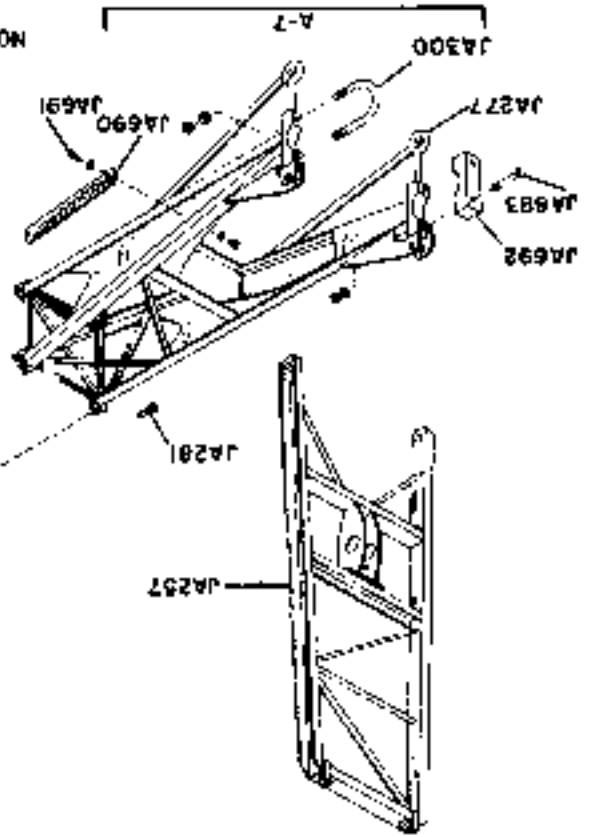
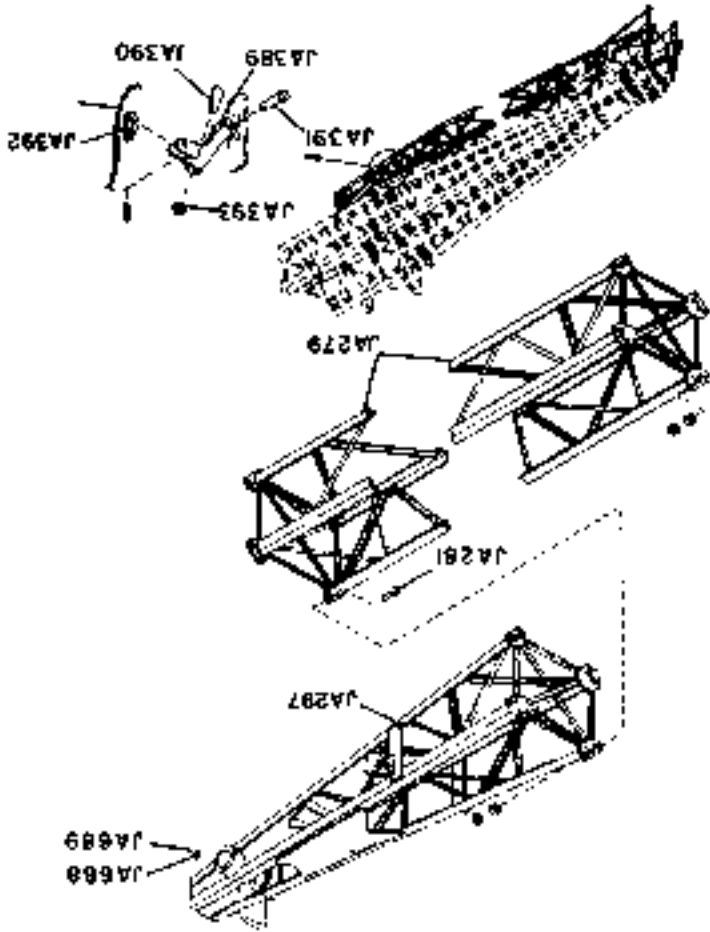
See A-Frame Drawing
for Boom Stop Anchor



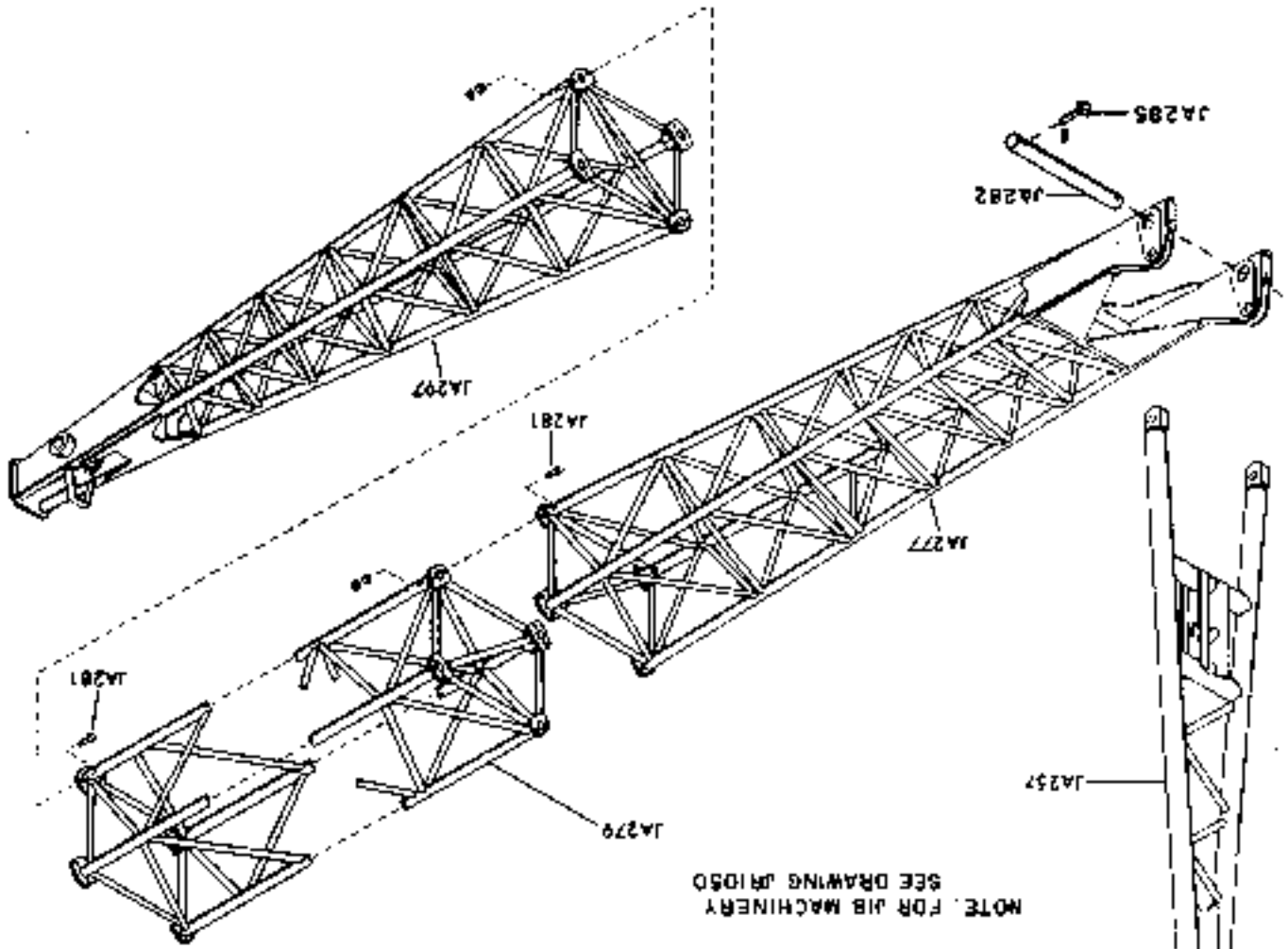
REF. NO.	NAME OF PART
JA301	STOP, LOWER
JA303	STOP, UPPER
JA306	PIN, STOP
JA374	SPRING, STOP
JA404	BOOM STOP COMPLETE- INCLUDES JA301 THRU JA528
JA528	BOLT, HEX



NOTE: FOR JIB MACHINERY SEE DRAWING JR1000 & JR1050

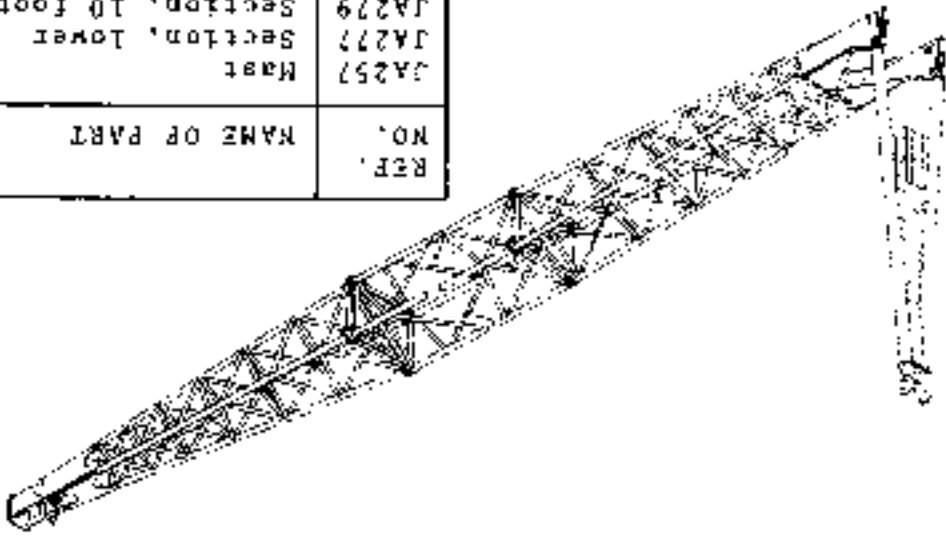


REF. NO.	NAME OF PART
JA257	Mast, Jib
JA277	Jib, lower
JA279	Jib, center
JA281	Screw
JA297	Jib, upper
JA300	U-hole
JA388	Rope
JA389	Socket
JA390	Wedge
JA391	Roll
JA392	Thimble
JA393	Clip
JA688	Die
JA689	Screw
JA690	Plate
JA691	Screw
JA692	Collar
JA693	Bolt

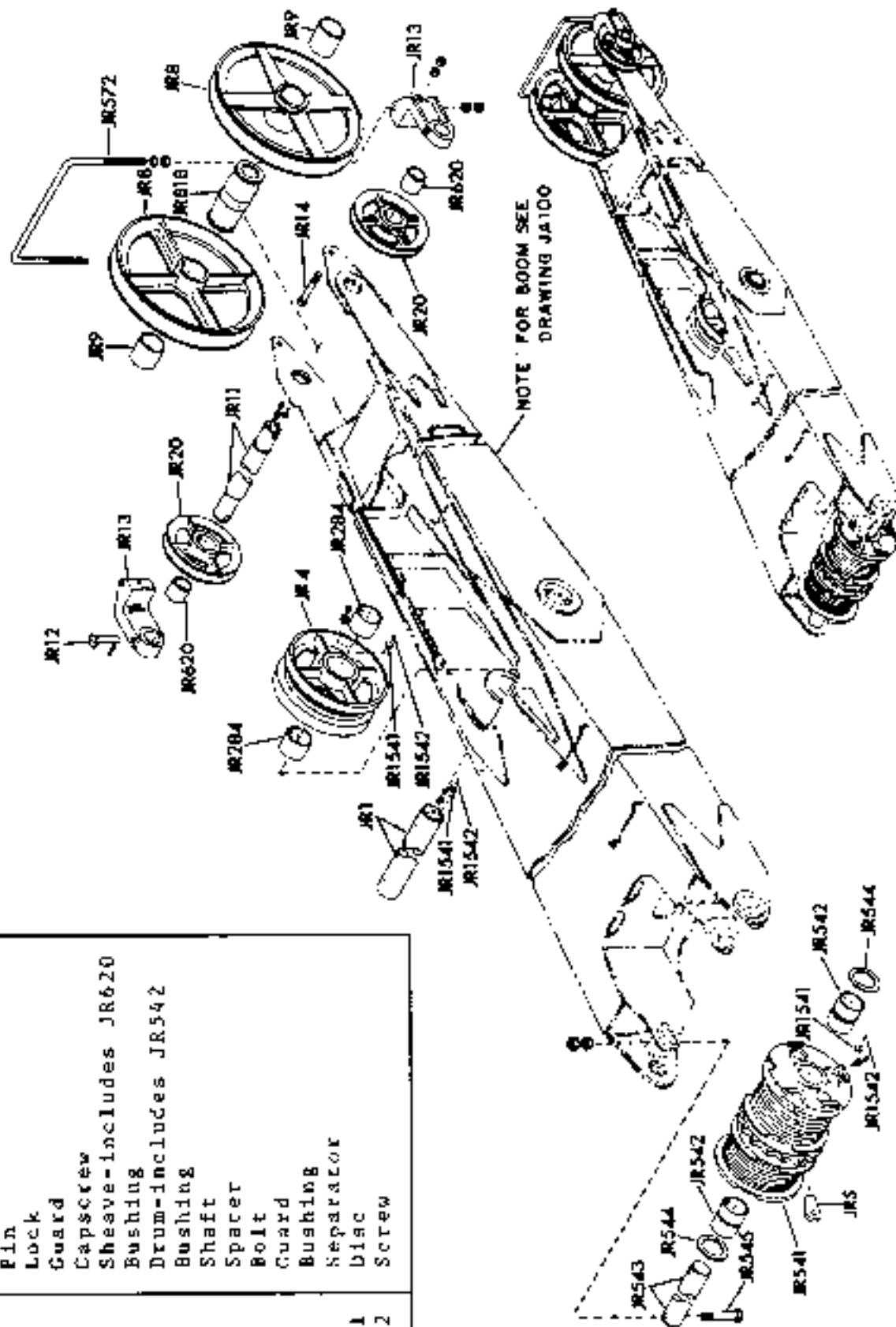


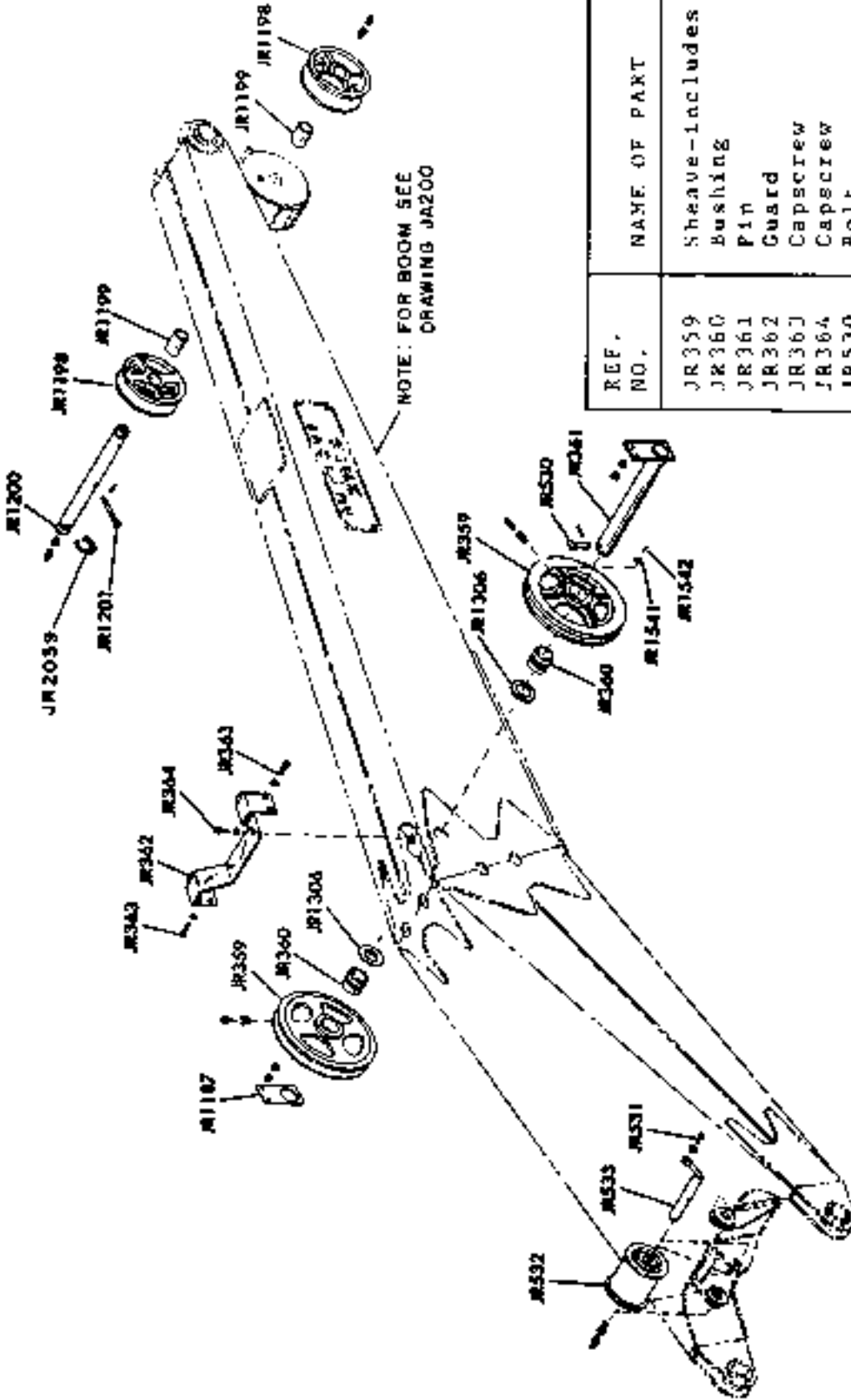
NOTE FOR JIB MACHINERY
SEE DRAWING JRI050

REF.	NO.	NAME OF PART
JA257		Mast
JA277		Section, Lower
JA279		Section, 10 foot center
JA281		Section, upper
JA282		Pin
JA285		Hole
JA288		Capcrew

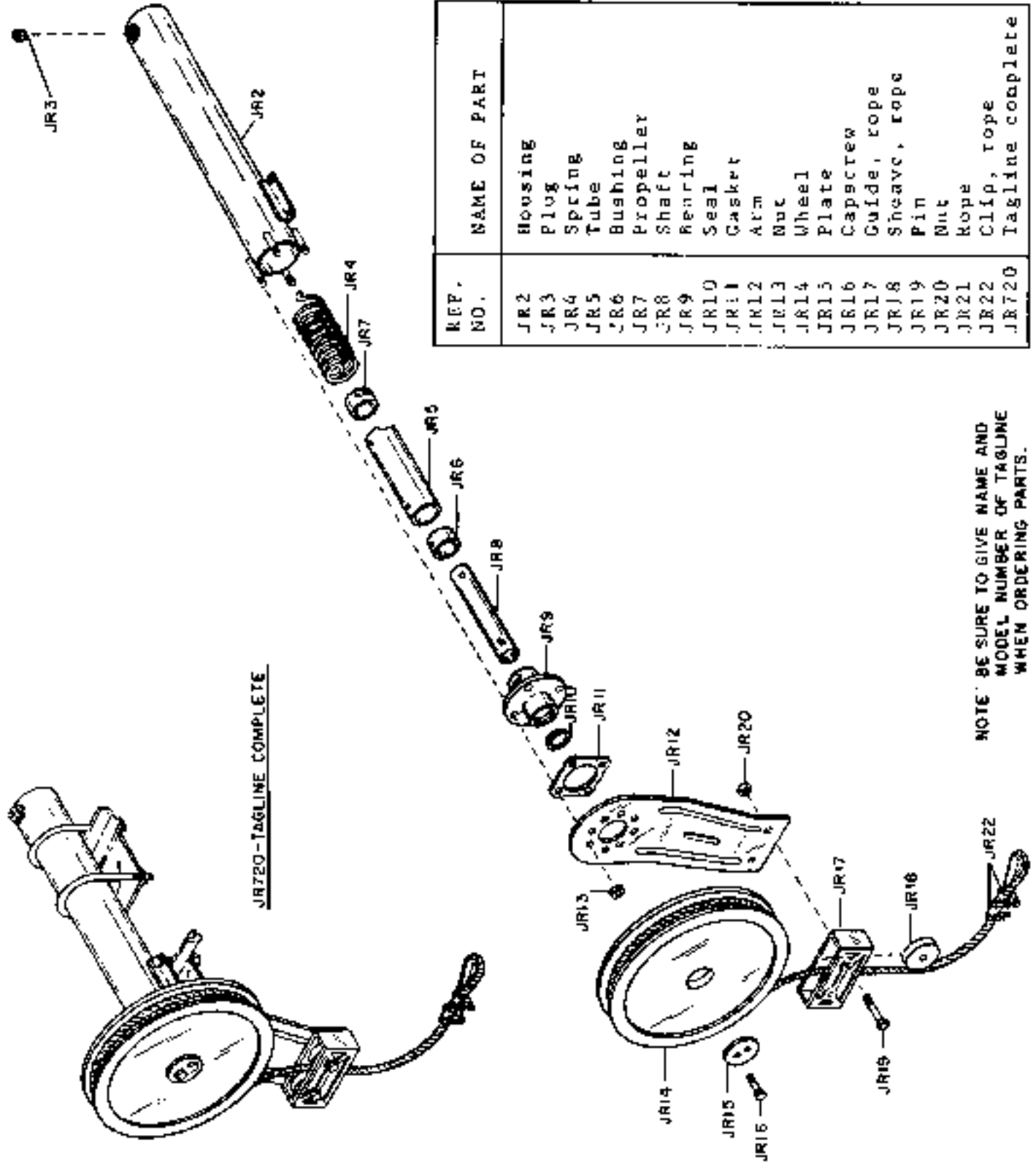


REP. NO.	NAME OF PART
JR1	Shaft
JR4	Drum-includes JR284
JR5	Wedge
JR8	Sheave-includes JR9
JR9	Bushing
JR11	Pin
JR12	Lock
JR13	Guard
JR14	Capscrew
JR20	Sheave-includes JR620
JR284	Bushing
JR541	Drum-includes JR542
JR542	Bushing
JR543	Shaft
JR544	Spacer
JR545	Bolt
JR572	Guard
JR620	Bushing
JR818	Separator
JR1541	Disc
JR1542	Screw





REF. NO.	NAME OF PART
JR359	Sheave-includes JR360
JR360	Bushing
JR361	Pin
JR362	Guard
JR363	Capscrew
JR364	Capscrew
JR530	Bolt
JR531	Capscrew
JR532	Roller
JR533	Pin
JR1187	Bar, retaining
JR1198	Sheave-includes JR1199
JR1199	Bushing
JR1200	Pin
JR1201	Bolt
JR1306	Washer
JR1541	Disc, Lubrication
JR1542	Screw
JR2039	Ring, retaining



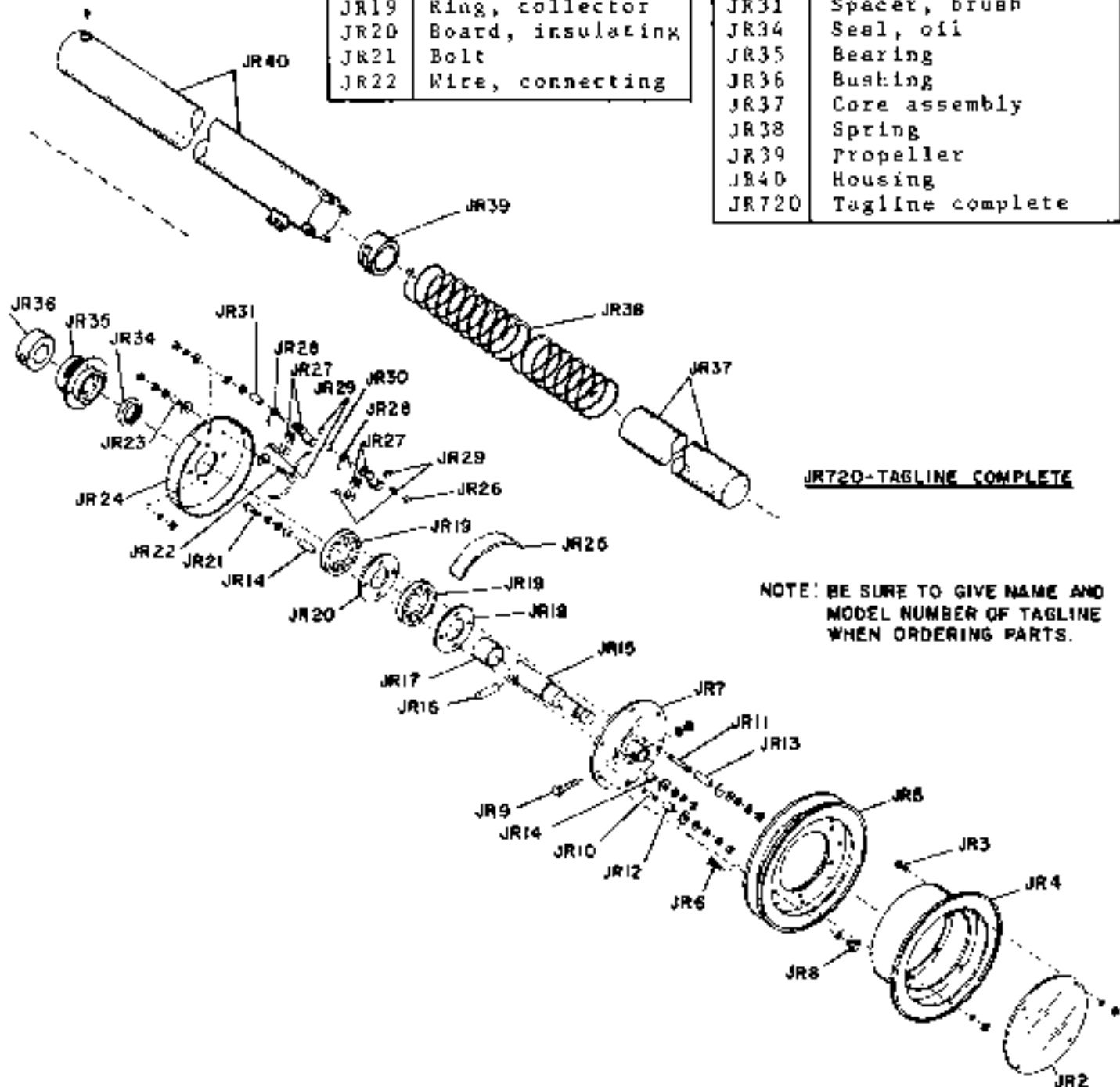
REF. NO.	NAME OF PART
JR2	Housing
JR3	Plug
JR4	Spring
JR5	Tube
JR6	Bushing
JR7	Propeller
JR8	Shaft
JR9	Renring
JR10	Seal
JR11	Gasket
JR12	Arm
JR13	Nut
JR14	Wheel
JR15	Plate
JR16	Capcrew
JR17	Guide, rope
JR18	Sheave, rope
JR19	Pin
JR20	Nut
JR21	Rope
JR22	Clip, rope
JR720	Tagline complete

NOTE: BE SURE TO GIVE NAME AND MODEL NUMBER OF TAGLINE WHEN ORDERING PARTS.

REF. NO.	NAME OF PART
JR2	Cover
JR3	Capscrew
JR4	Reel, cable
JR5	Reel, tagline
JR6	Capscrew
JR7	Ring assembly
JR8	Capscrew

REF. NO.	NAME OF PART
JR9	Bolt
JR10	Terminal, short
JR11	Terminal, long
JR12	Tube, insulating
JR13	Tube, insulating
JR14	Tube, extension
JR15	Shaft
JR16	Pin
JR17	Bushing
JR18	Board, insulating
JR19	Ring, collector
JR20	Board, insulating
JR21	Bolt
JR22	Wire, connecting

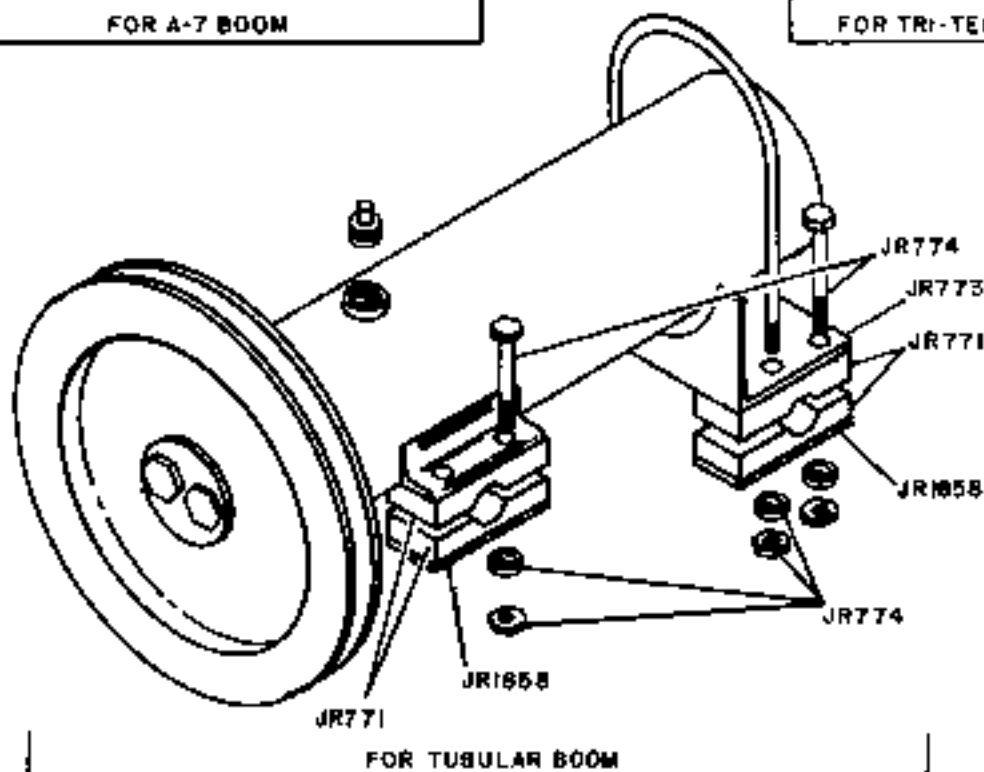
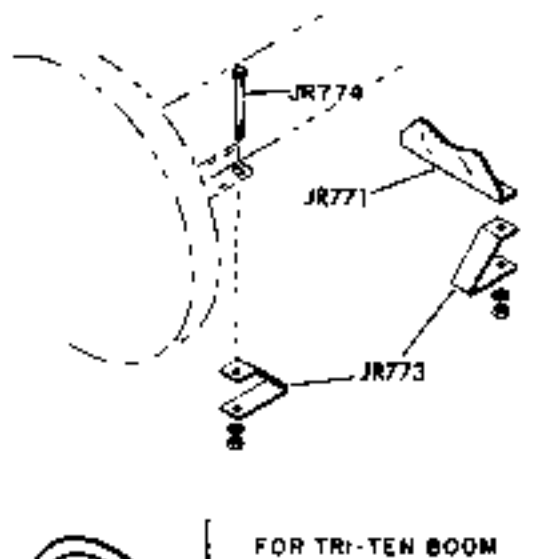
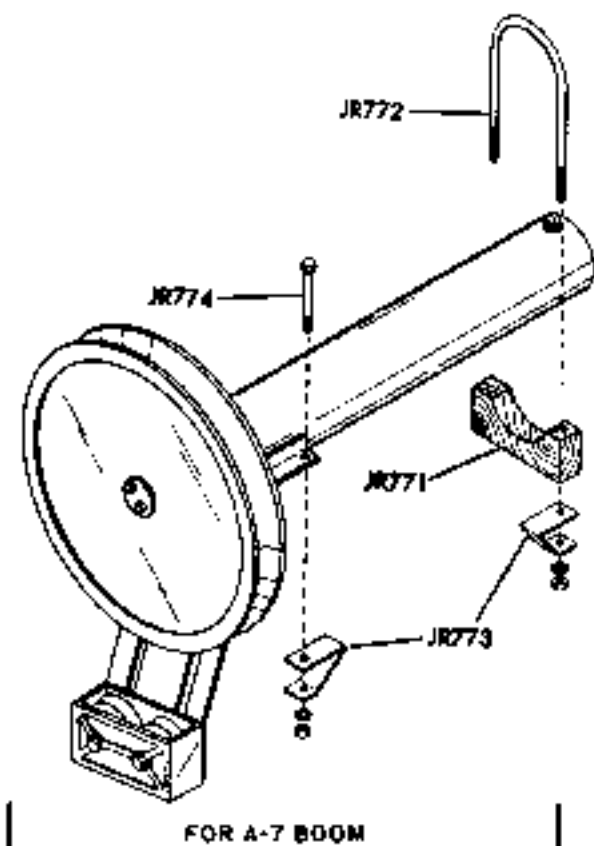
REF. NO.	NAME OF PART
JR23	Insulator, wire
JR24	Housing
JR25	Cover
JR26	Bolt
JR27	Brush assembly Includes JR29, male & female arms
JR28	Spring
JR29	Brush
JR30	Spacer, brush
JR31	Spacer, brush
JR34	Seal, oil
JR35	Bearing
JR36	Bushing
JR37	Core assembly
JR38	Spring
JR39	Propeller
JR40	Housing
JR720	Tagline complete



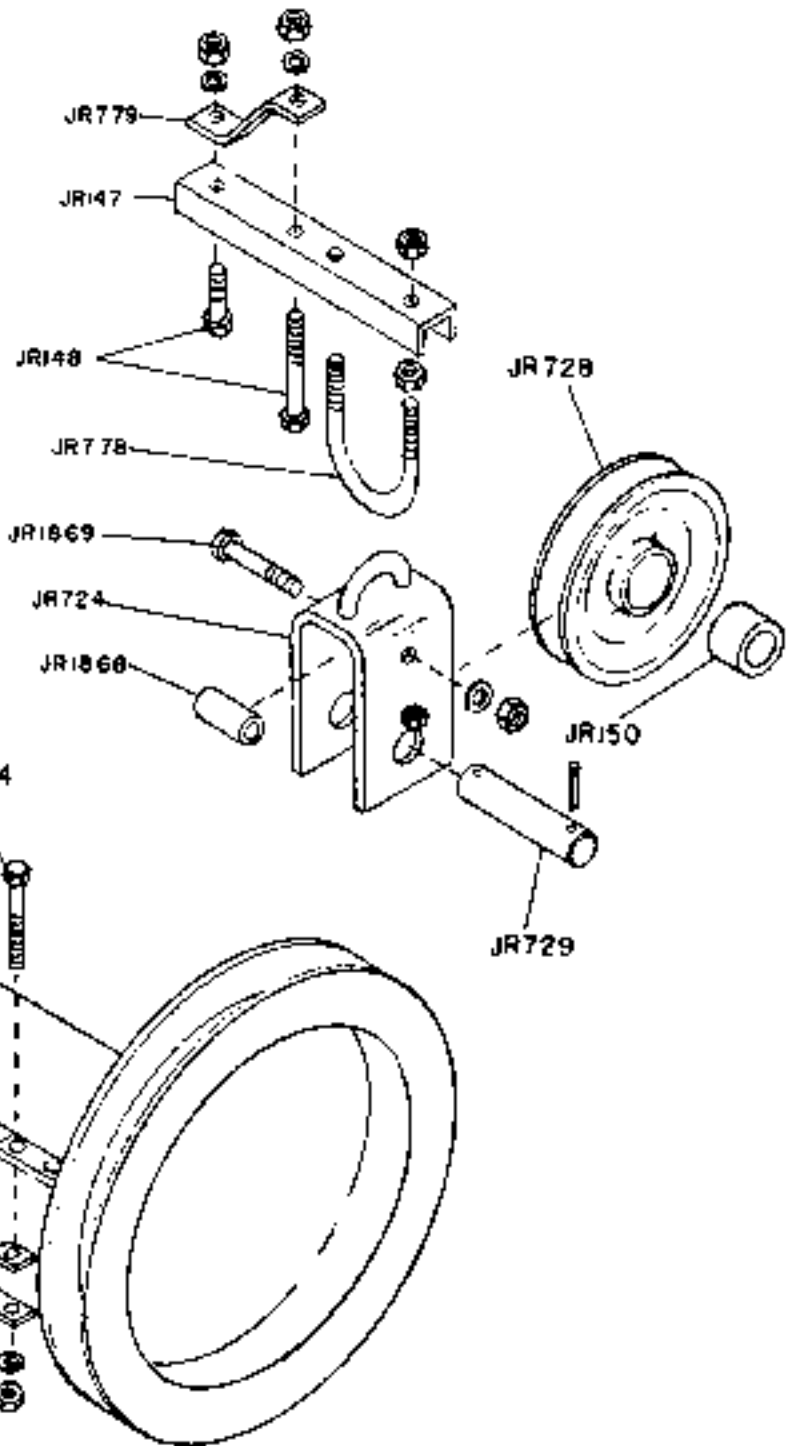
JR720 TAGLINE COMPLETE

NOTE: BE SURE TO GIVE NAME AND MODEL NUMBER OF TAGLINE WHEN ORDERING PARTS.

REF. NO.	NAME OF PART
JR720	Tagline complete- less mounting equipment for component parts see drawings JR300 or JR2424-JR2446 with serial number with EL prefix
JR771	Support
JR772	U-bolt
JR773	Bracket
JR774	Capscrew
JR1858	Retainer, lower block

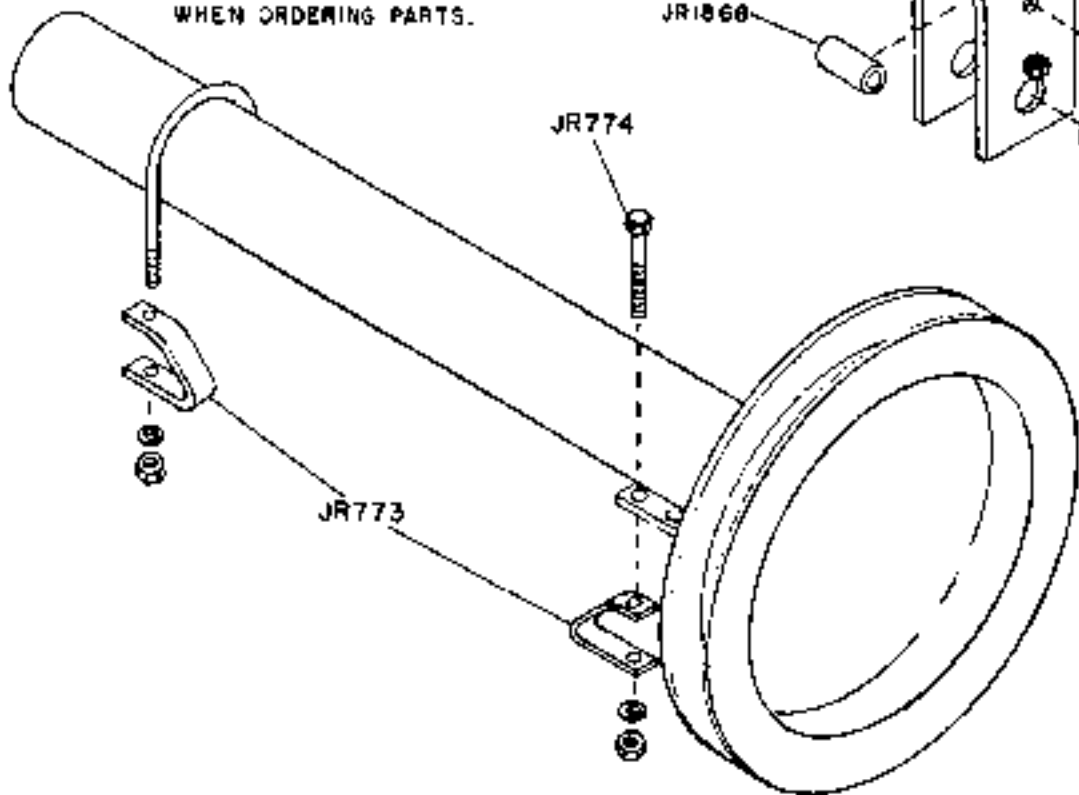


REF. NO.	NAME OF PART
JR147	Bracket
JR148	Bolt
JR150	Bushing
JR720	Tagline complete less mounting-for component parts see drawing JR353
JR724	Yoke
JR728	Shave- includes JR150
JR729	Pin
JR773	Bracket
JR774	Bolt
JR778	U-bolt
JR779	Bracket
JR1868	Guide
JR1869	Cap screw

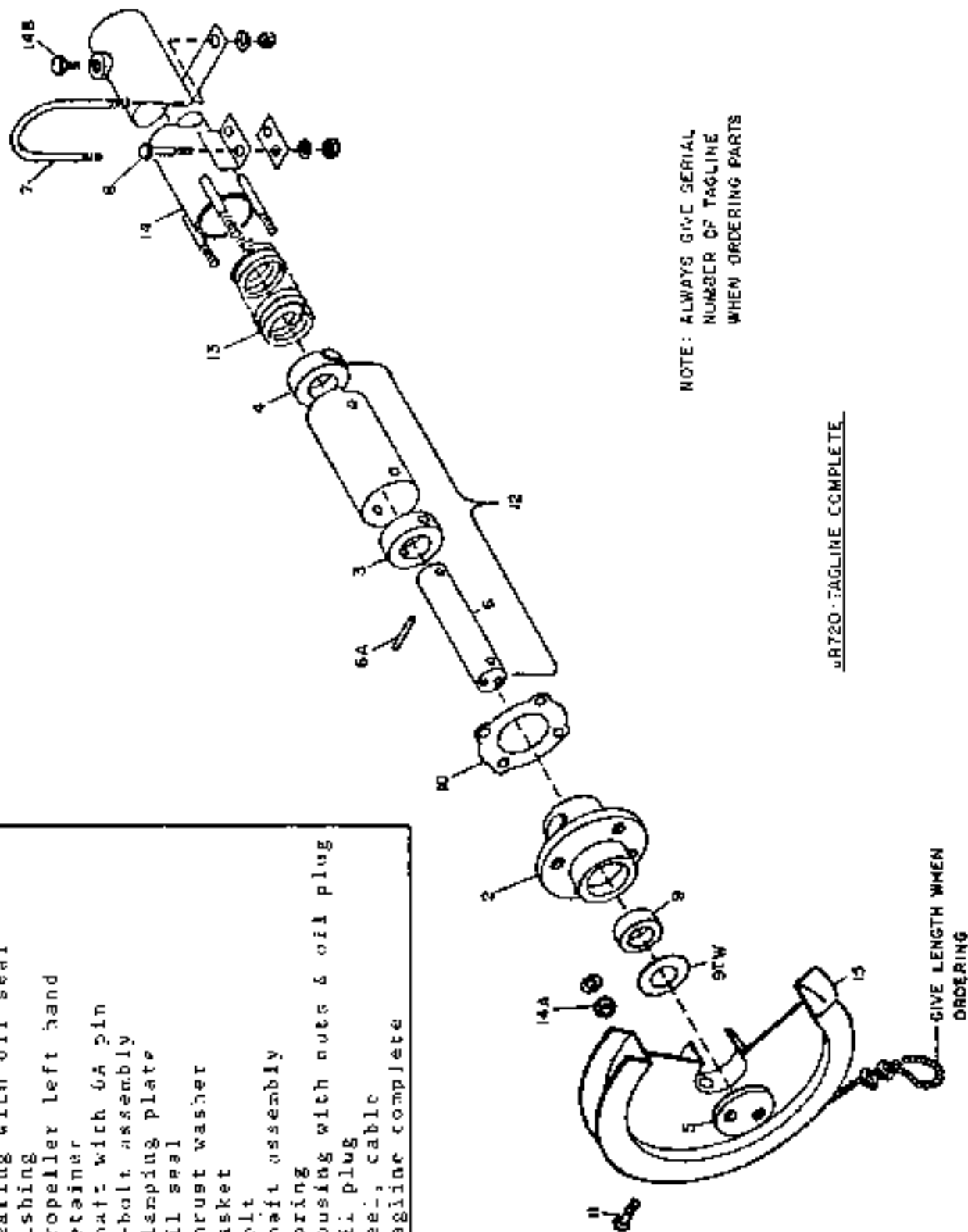


JR720-TAGLINE COMPLETE

NOTE: BE SURE TO GIVE NAME AND MODEL NUMBER OF TAGLINE WHEN ORDERING PARTS.



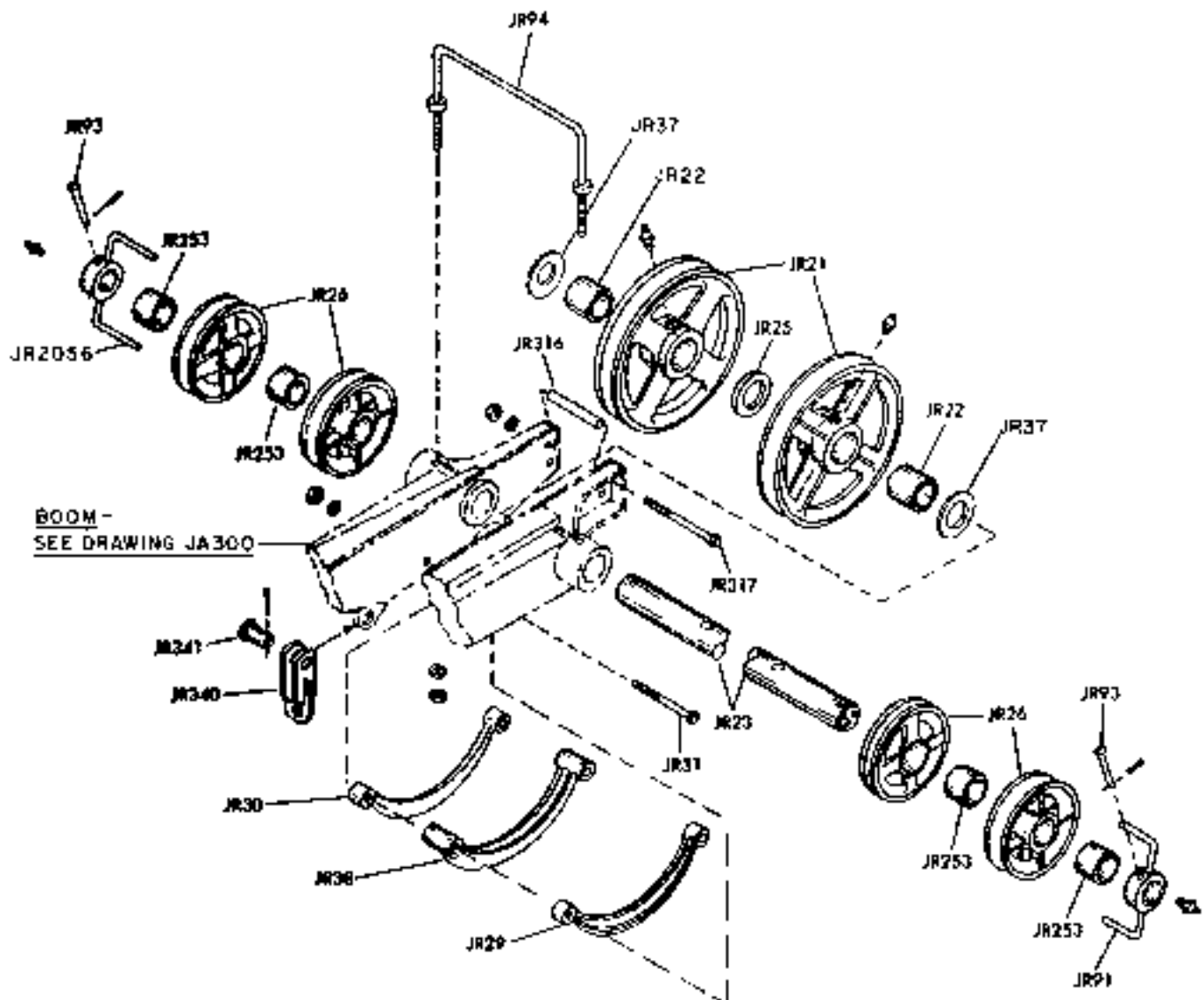
REF. NO.	NAME OF PART
2	Bearing with oil seal
3	Bushing
4	Propeller left hand
5	Retainer
6	Shaft with 6A pin
7	U-bolt assembly
8	Clamping plate
9	Oil seal
9TW	Thrust washer
10	Gasket
11	Bolt
12	Shaft assembly
13	Spring
14	Housing with nuts & oil plug
14A	Oil plug
15	Ree-, cable
JR720	Tagline complete



JR720 TAGLINE COMPLETE

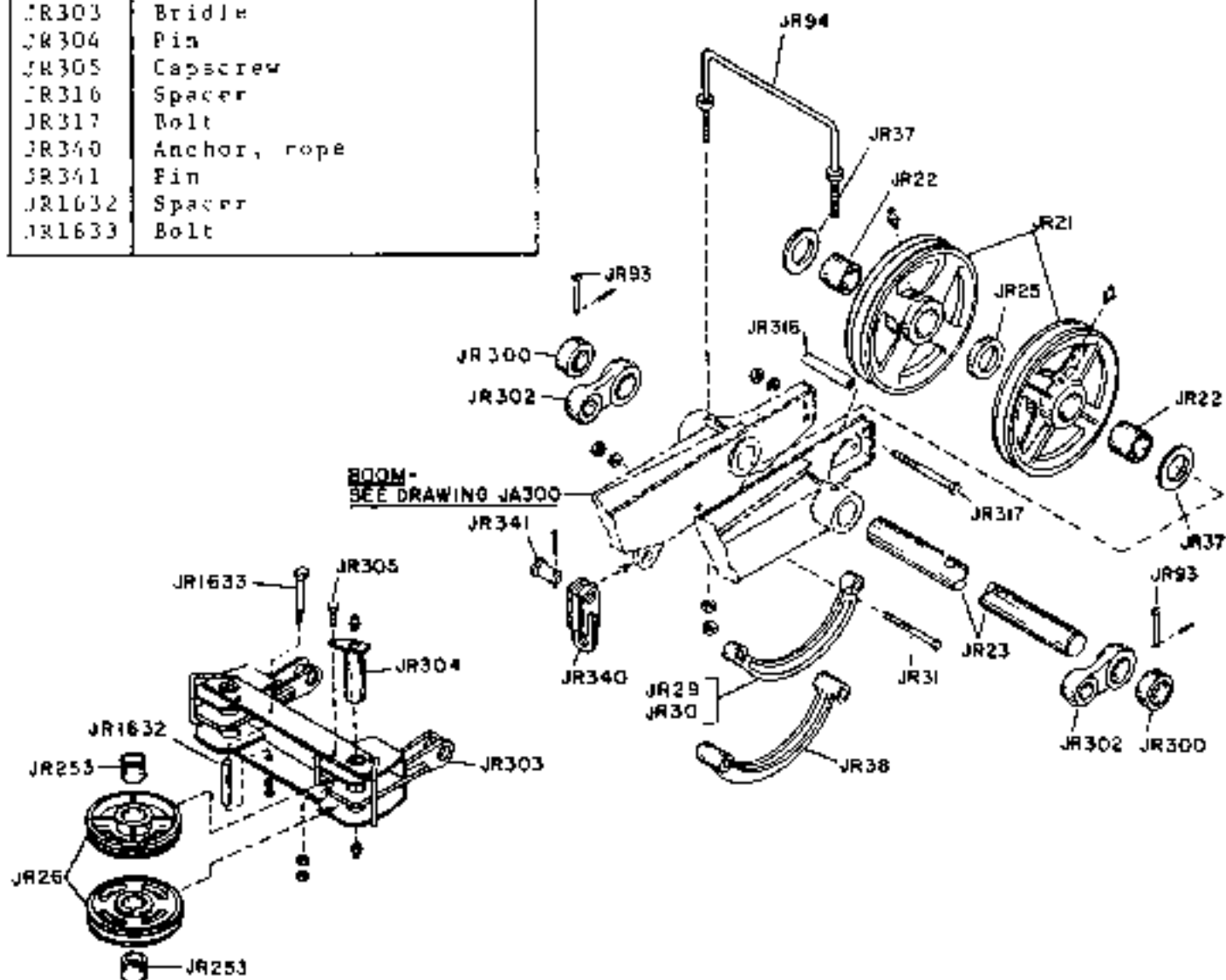
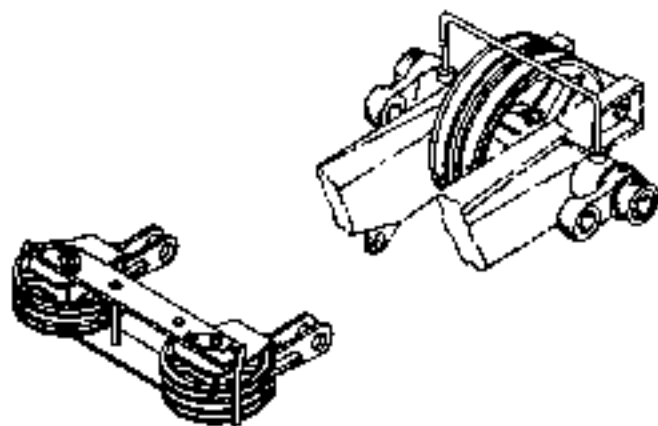
REF. NO.	NAME OF PART
JR21	Sheave—includes JR22 when bushings are used
JR22	Bushing or bearing
JR23	Pin
JR25	Spacer
JR26	Sheave—includes JR253
JR29	Guard, outer-right hand
JR30	Guard, outer-left hand
JR31	Bolt
JR37	Spacer

REF. NO.	NAME OF PART
JR38	Guard—center
JR91	Guard, sheave-right hand
JR93	Bolt
JR94	Guard
JR253	Bushing
JR316	Spacer, guard
JR317	Bolt
JR340	Anchor, rope
JR341	Pin
JR2056	Guard, sheave-left hand



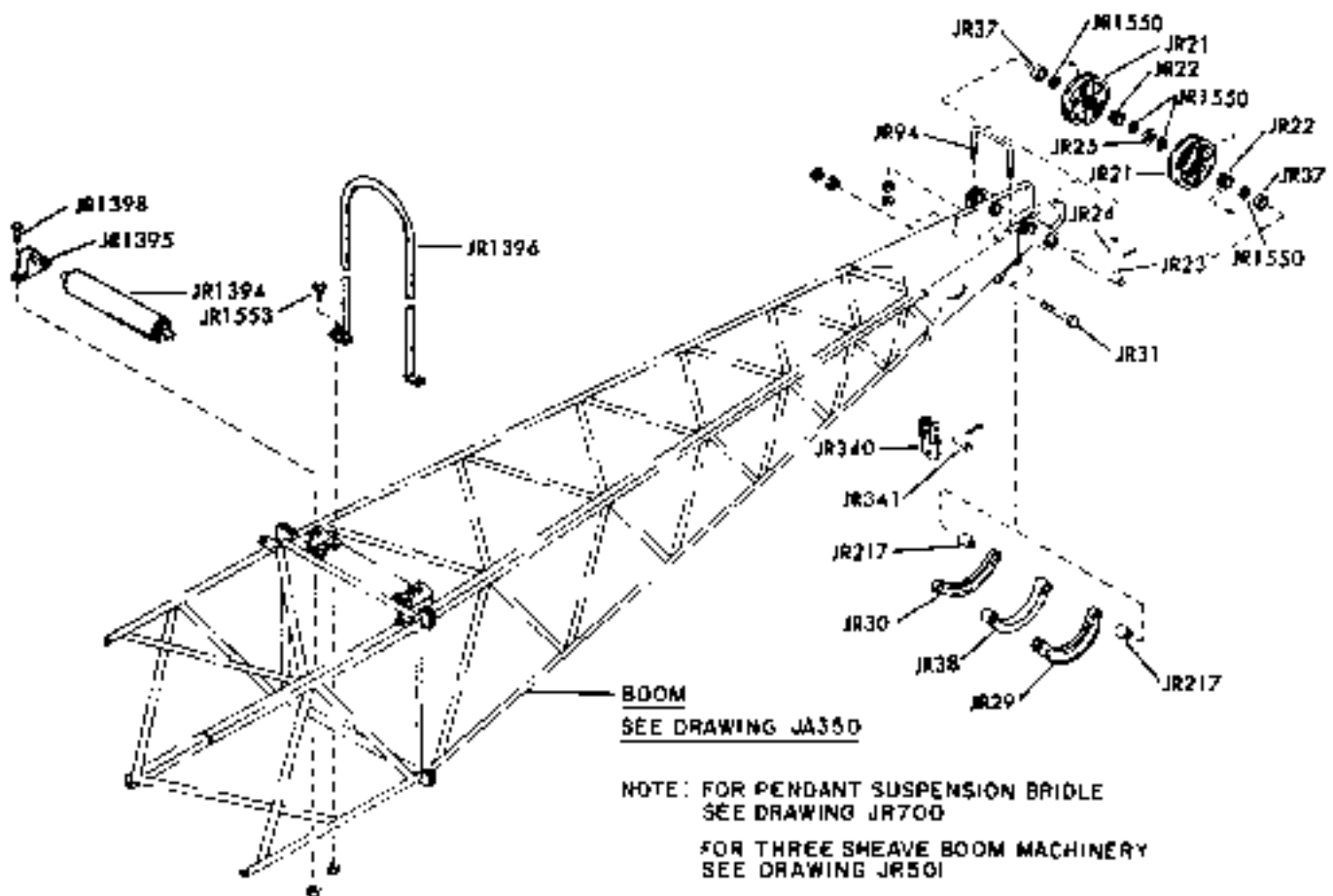
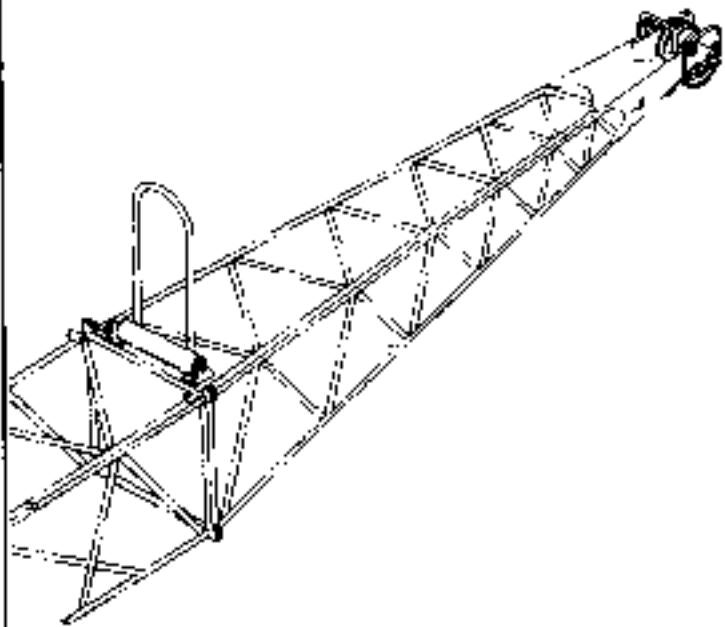
REISSUED 473 **BOOM POINT MACHINERY FOR CONTINUOUS SUSPENSION**
FOR STANDARD A-7 BOOM-CRAWLER JR400

REF. NO.	NAME OF PART
JR21	Sheave-includes JR22 when bushings are used
JR22	Bushing or bearing
JR23	Pin
JR25	Spacer
JR26	Sheave-includes JR253
JR29	Guard, outer-right hand
JR30	Guard, outer-left hand
JR31	Bolt
JR37	Spacer
JR38	Guard, center
JR93	Bolt
JR94	Guard
JR253	Bushing
JR300	Collar
JR302	Link
JR303	Bridle
JR304	Pin
JR305	Capscrew
JR316	Spacer
JR317	Bolt
JR340	Anchor, rope
JR341	Pin
JR1632	Spacer
JR1633	Bolt



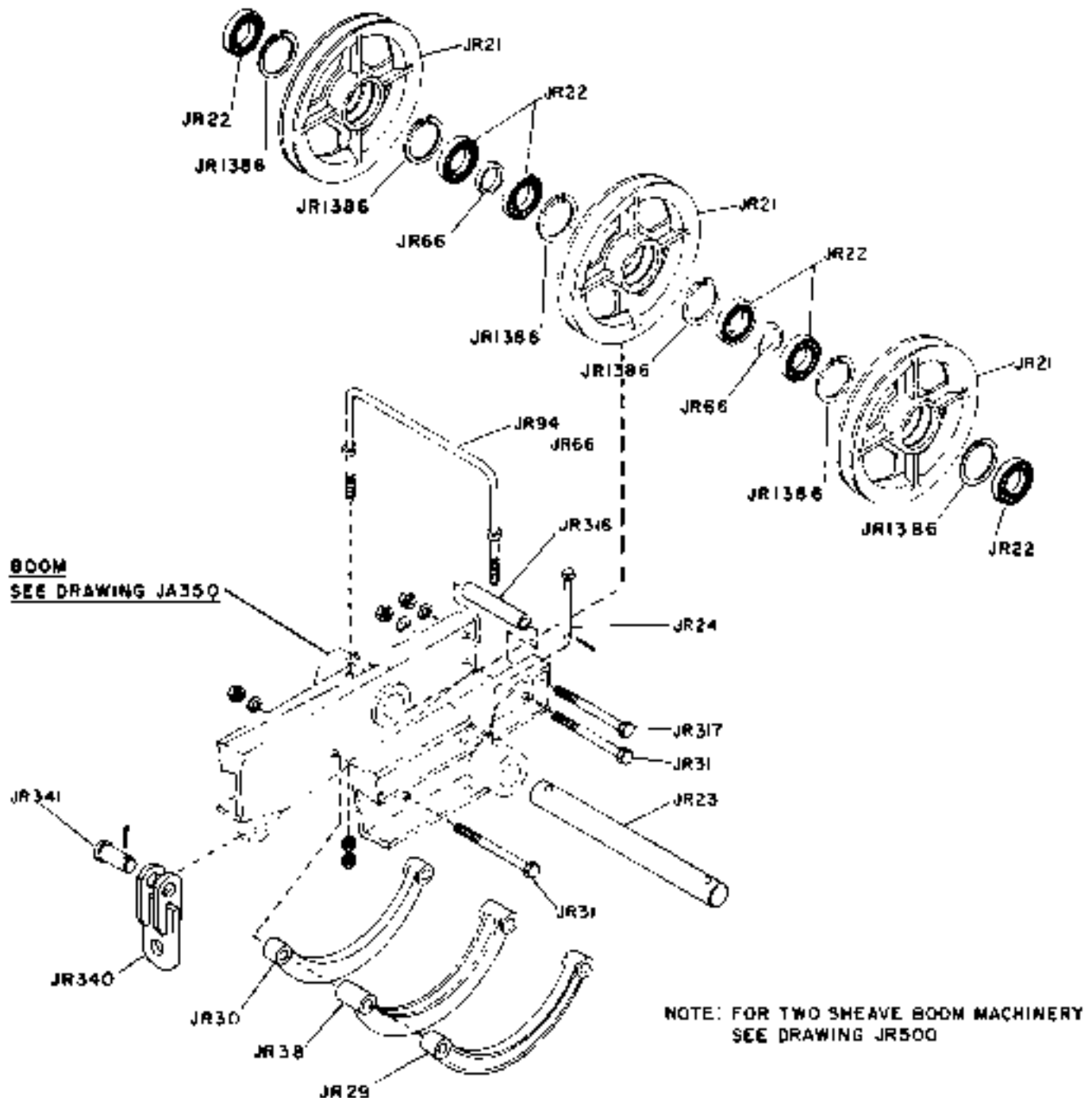
BOOM POINT MACHINERY FOR PENDANT SUSPENSION
FOR STANDARD A-7 BOOM-CRAWLER

REF. NO.	NAME OF PART
JR21	Sheave
JR22	Bearing
JR23	Pin
JR24	Bolt
JR25	Spacer
JR29	Guard, sheave-right hand
JR30	Guard, sheave-left hand
JR31	Bolt
JR37	Spacer
JR38	Guard, center
JR94	Guard
JR217	Spacer
JR340	Anchor, rope
JR341	Pin
JR1394	Roller
JR1395	Block, roller pillow
JR1396	Guard
JR1398	Capscrew
JR1550	Washer
JR1553	Capscrew

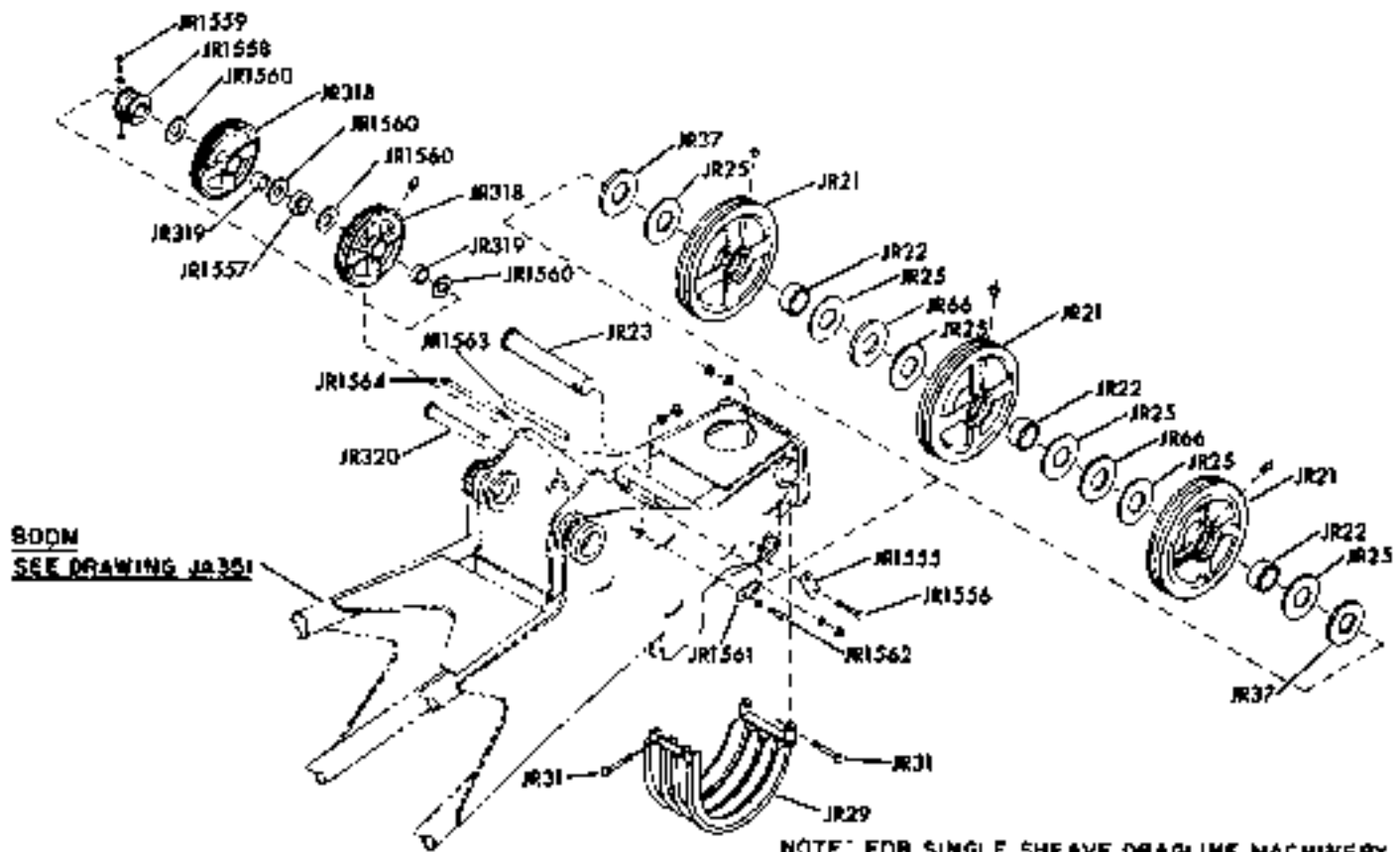


REF. NO.	NAME OF PART
JR21	Sheave
JR22	Bearing
JR23	Pin
JR24	Bolt
JR29	Guard, sheave-right hand
JR30	Guard, sheave-left hand
JR31	Bolt
JR38	Guard, center

REF. NO.	NAME OF PART
JR66	Spacer
JR94	Guard
JR316	Spacer
JR317	Bolt
JR340	Anchor, rope
JR341	Pin
JR1386	Ring, snap



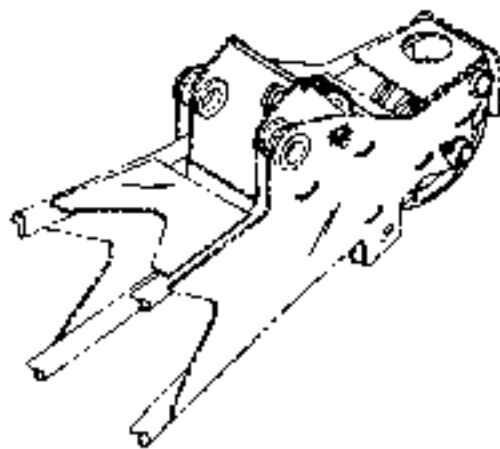
REF. NO.	NAME OF PART
JR21	Sheave
JR22	Bearing
JR23	Pin
JR25	Washer
JR29	Guard
JR31	Bolt
JR37	Spacer
JR66	Spacer
JR31B	Sheave, deflector
JR319	Bearing
JR320	Pin, deflector sheave
JR1555	Plate, keeper
JR1556	Capscrew
JR1557	Spacer
JR1558	Spacer, half
JR1559	Capscrew
JR1560	Spacer
JR1561	Plate, keeper
JR1562	Capscrew
JR1563	Spacer
JR1564	Bolt, rod



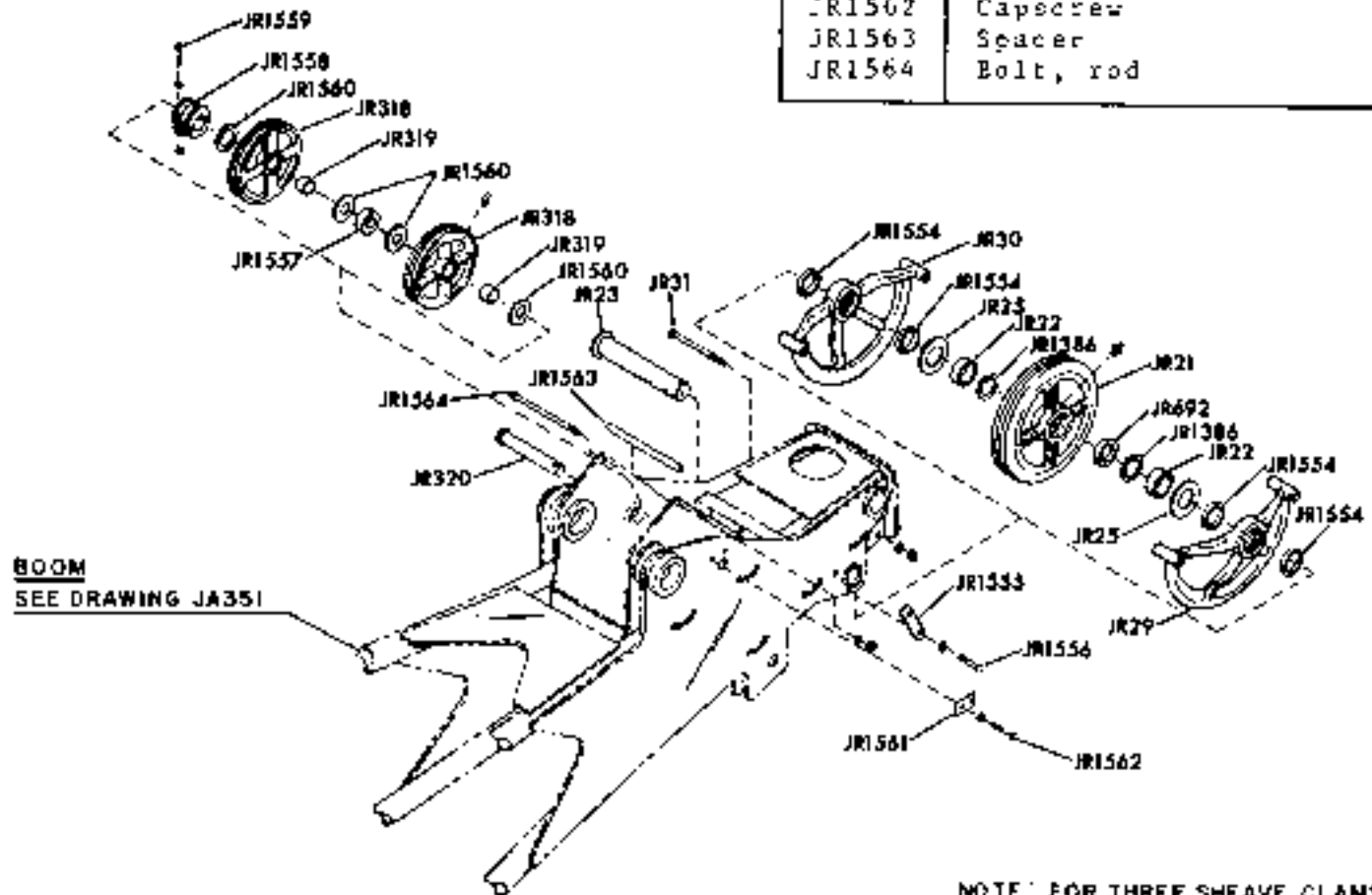
THREE SHEAVE BOOM POINT MACHINERY FOR
PENDANT SUSPENSION -- TUBULAR BOOM

REISSUED 473

JR600

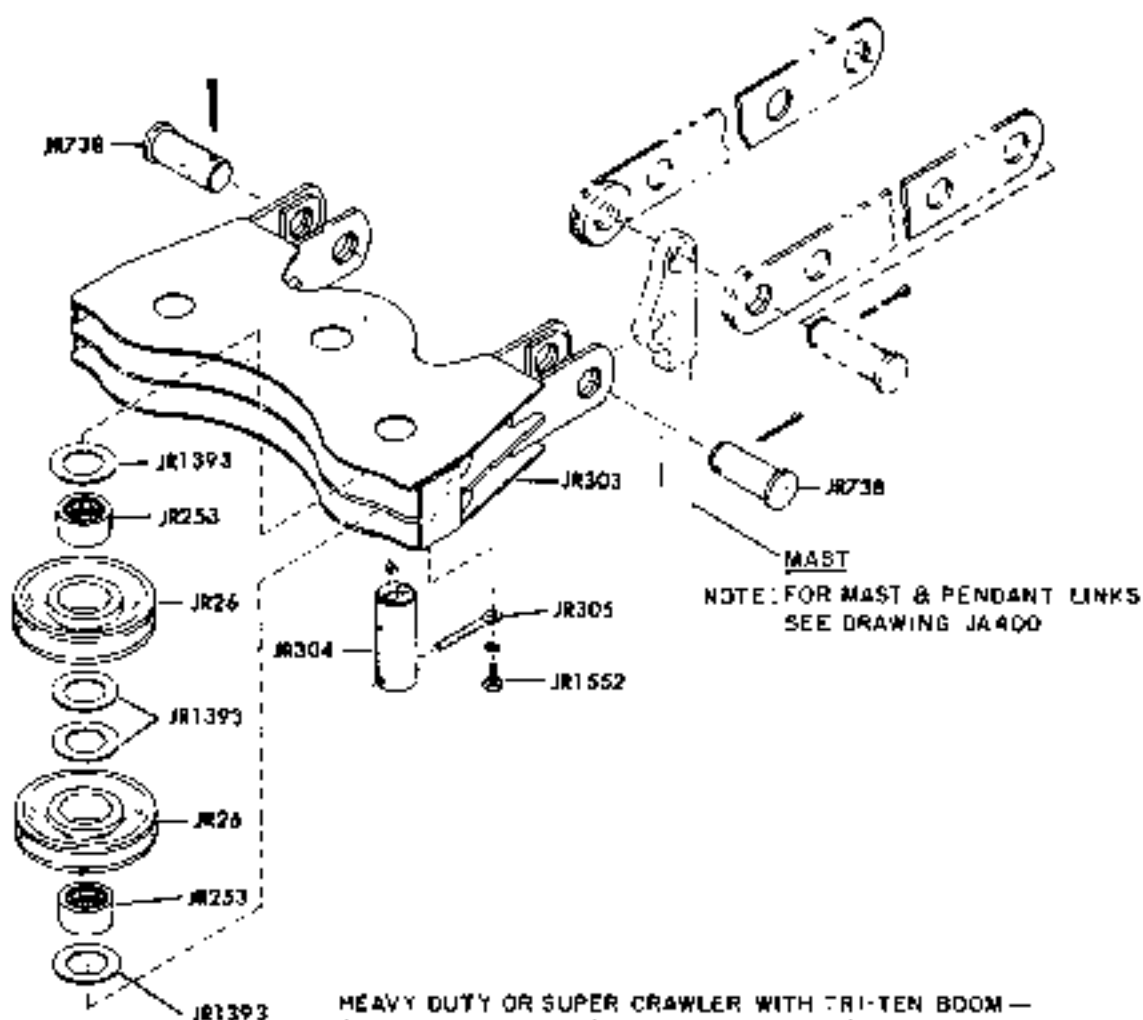
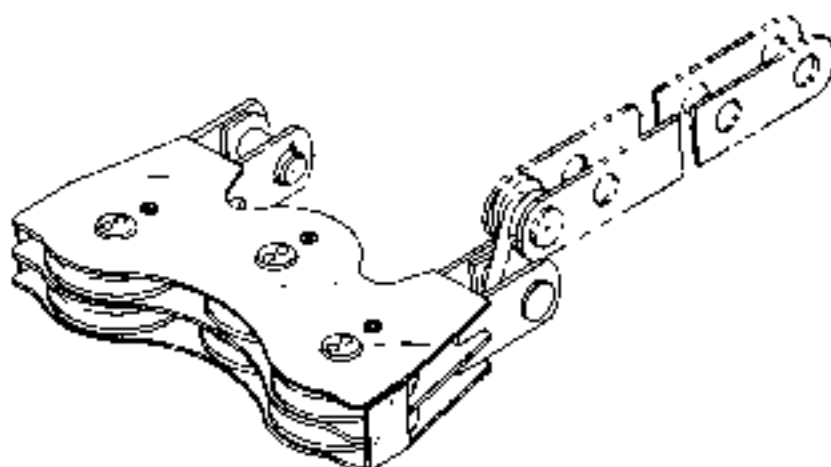


REF. NO.	NAME OF PART
JR21	Sheave
JR22	Bearing
JR23	Pin
JR25	Washer
JR29	Guard, outer-right hand
JR30	Guard, outer-left hand
JR31	Bolt
JR318	Sheave, deflector
JR319	Bearing
JR320	Pin, deflector sheave
JR692	Spacer
JR1386	Ring, retainer
JR1554	Bushing
JR1555	Plate, keeper
JR1556	Capscrew
JR1557	Spacer
JR1558	Spacer, half
JR1559	Capscrew
JR1560	Washer
JR1561	Plate, keeper
JR1562	Capscrew
JR1563	Spacer
JR1564	Bolt, rod



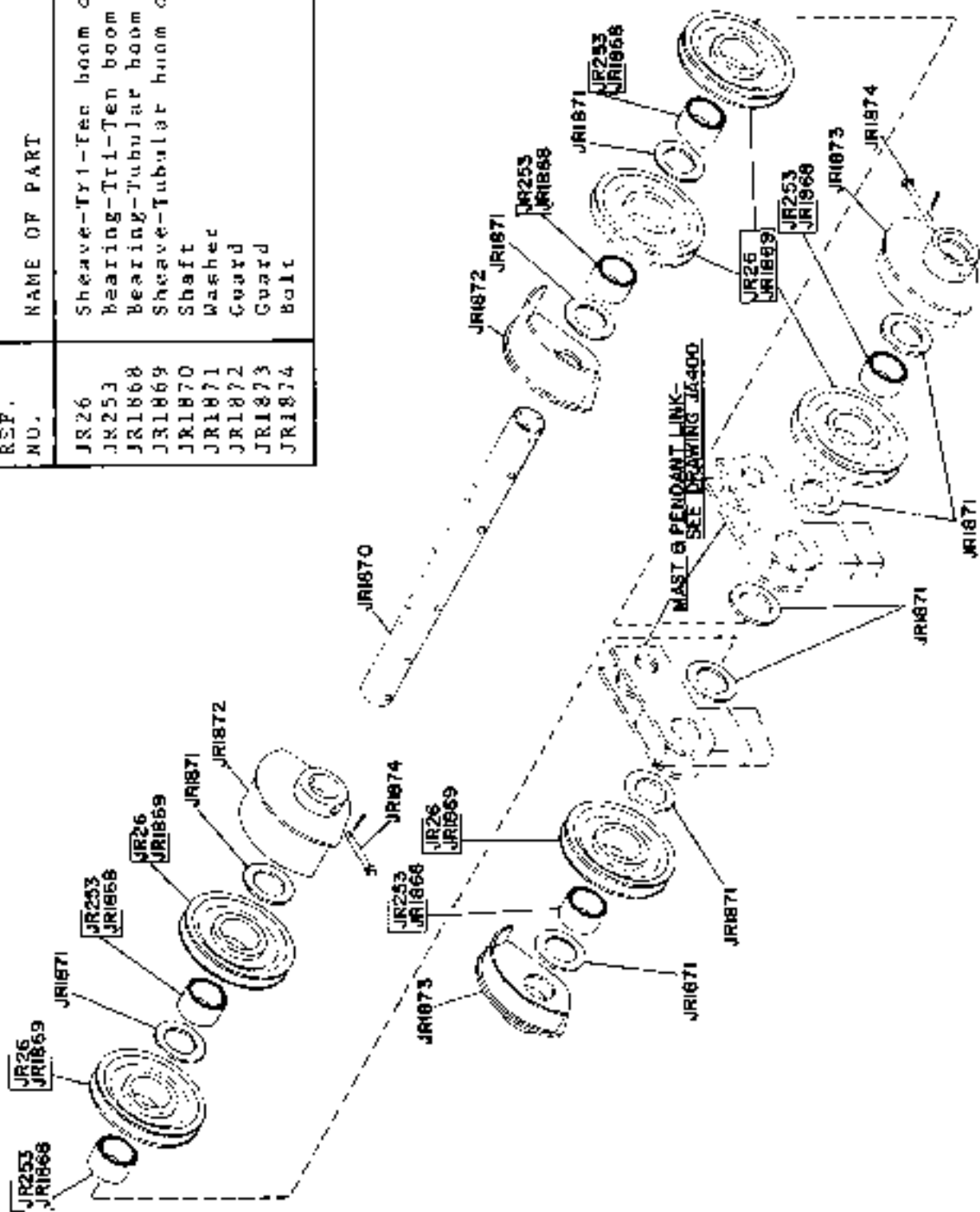
NOTE: FOR THREE SHEAVE GLAMSHELL OR CRANE MACHINERY SEE DRAWING JR600

REF. NO.	NAME OF PART
JR26	Sheave
JR253	Bearing
JR303	Bridle
JR304	Pin
JR305	Bolt
JR738	Pin
JR1393	Washer
JR1552	Capscrew



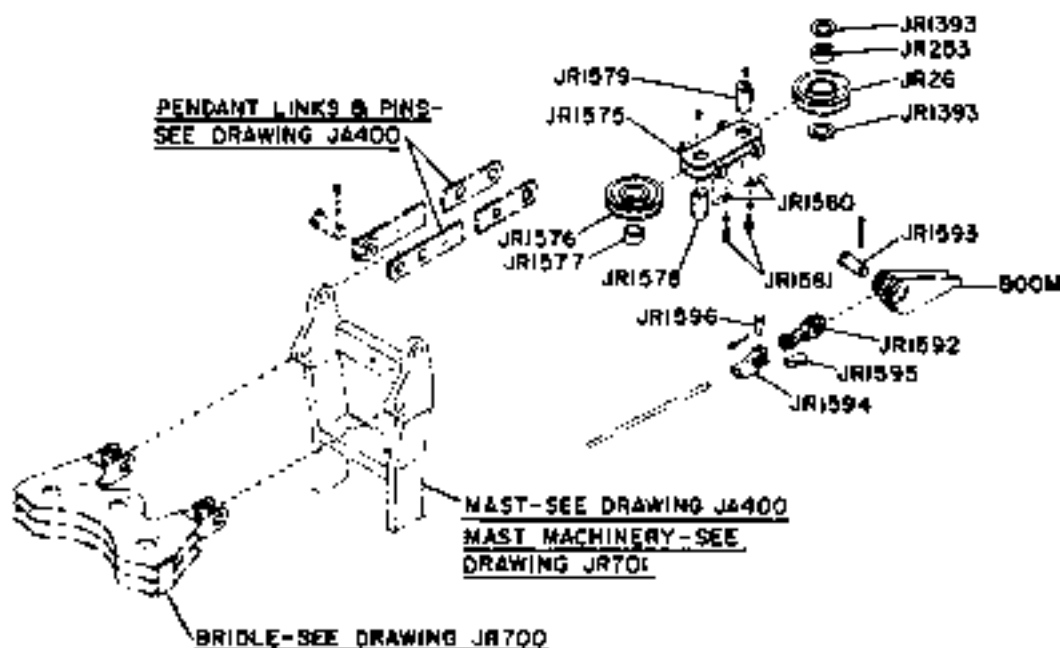
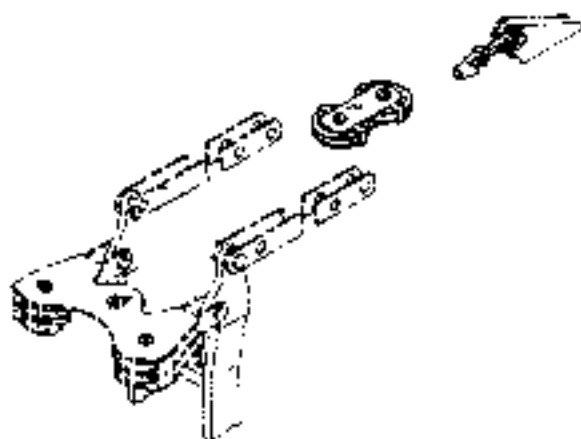
HEAVY DUTY OR SUPER CRAWLER WITH TRI-TEN BOOM —
 APPLICABLE ONLY TO SERIAL NUMBERS 121994 & UP
 TRANSIT WITH TUBULAR BOOM —
 APPLICABLE TO SERIAL NUMBERS 126830 THRU 130592 ONLY

RSP. NO.	NAME OF PART
JR26	Sheave-Tri-Ten boom only
JR253	Bearing-Tri-Ten boom only
JR1868	Bearing-Tubular boom only
JR1869	Sheave-Tubular boom only
JR1870	Shaft
JR1871	Washer
JR1872	Guard
JR1873	Guard
JR1874	Bolt

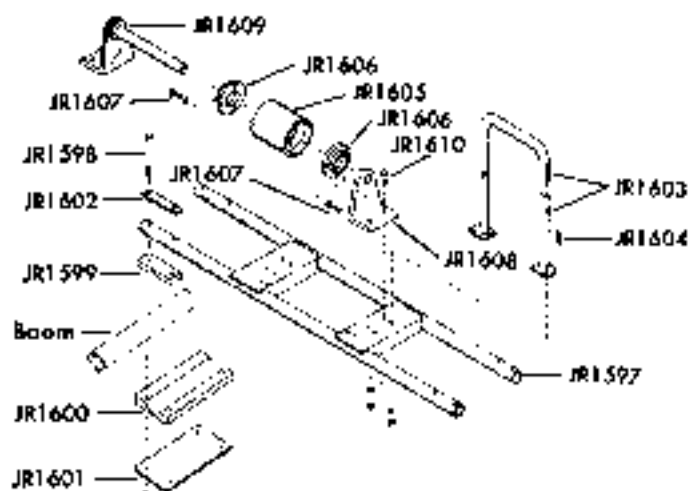


PENDANT SUSPENSION MAST MACHINERY FOR
TRI-TEN OR TUBULAR BOOM WITHOUT
INTERMEDIATE SUSPENSION-TRANSIT

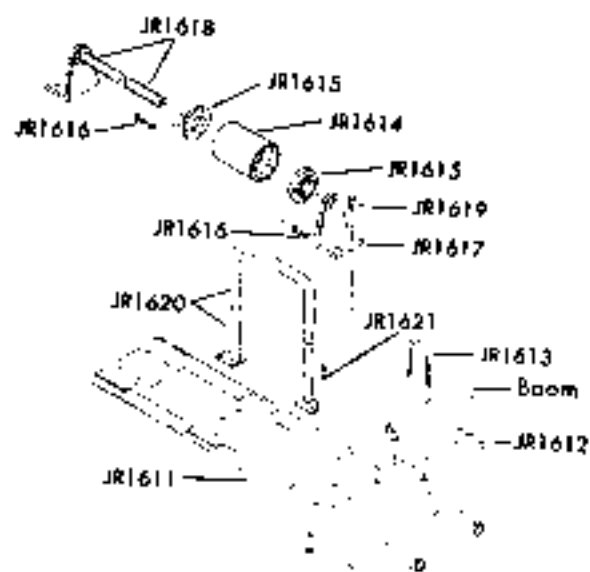
REF. NO.	NAME OF PART
JR26	Sheave
JR253	Bearing
JR1393	Washer
JR1575	Bridle
JR1576	Sheave
JR1577	Bushing
JR1578	Pin
JR1579	Pin
JR1580	Bolt, eye
JR1581	Capscrew
JR1592	Adapter, rope anchor
JR1593	Pin
JR1594	Socket, rope
JR1595	Wedge
JR1596	Pin



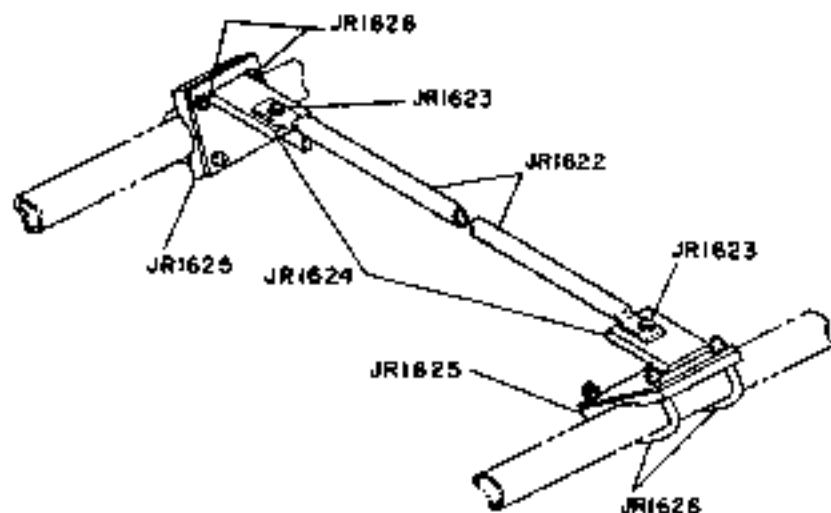
APPLICABLE TO SERIAL NUMBERS 125830 THRU 130592 ONLY



9 INCH ROLLER FOR BOOMS 70 FEET AND LONGER
1 1/2 INCH ROLLER FOR BOOMS 30 FEET TO 60 FEET LONG



1 1/2 INCH ROLLER FOR BOOMS 90 FEET AND LONGER

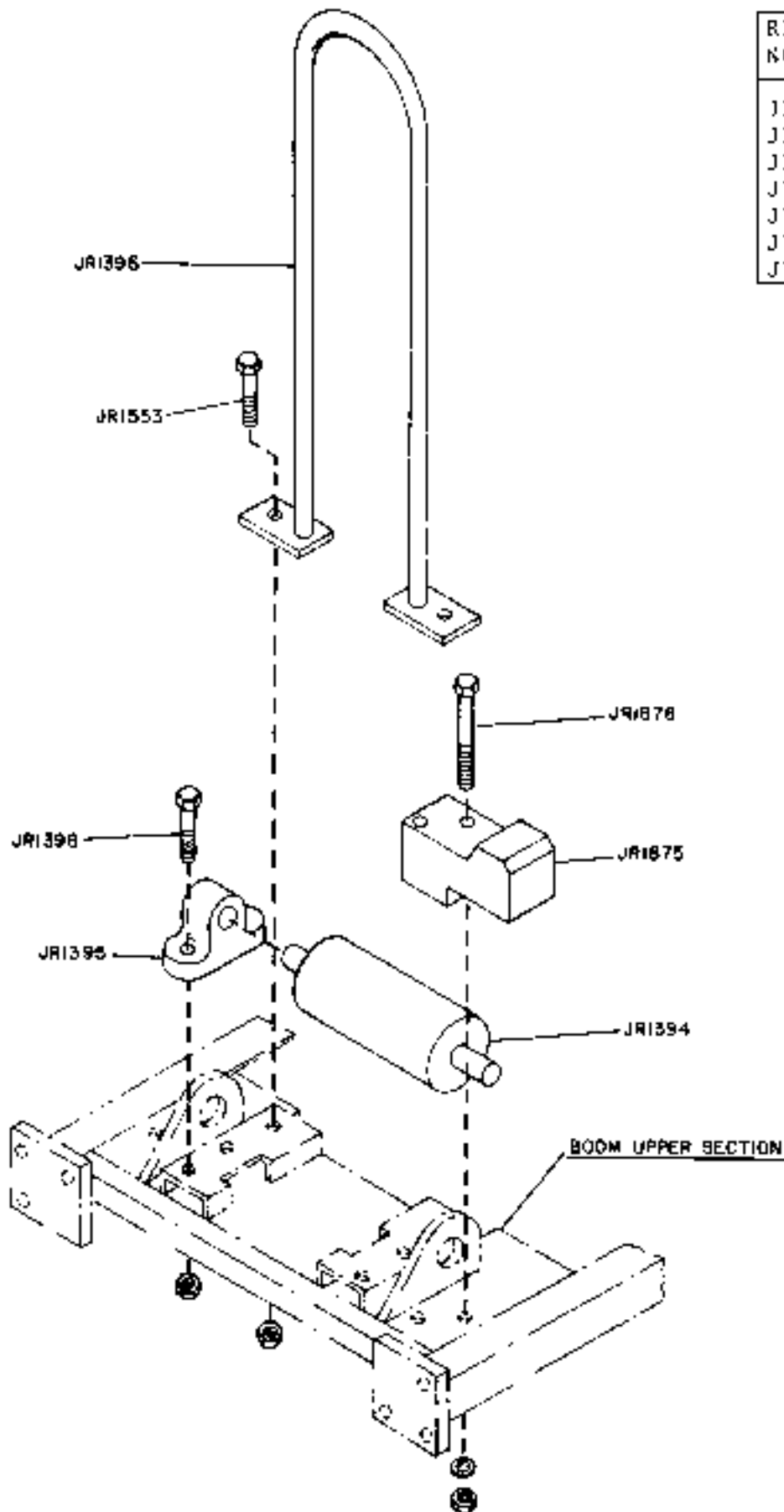


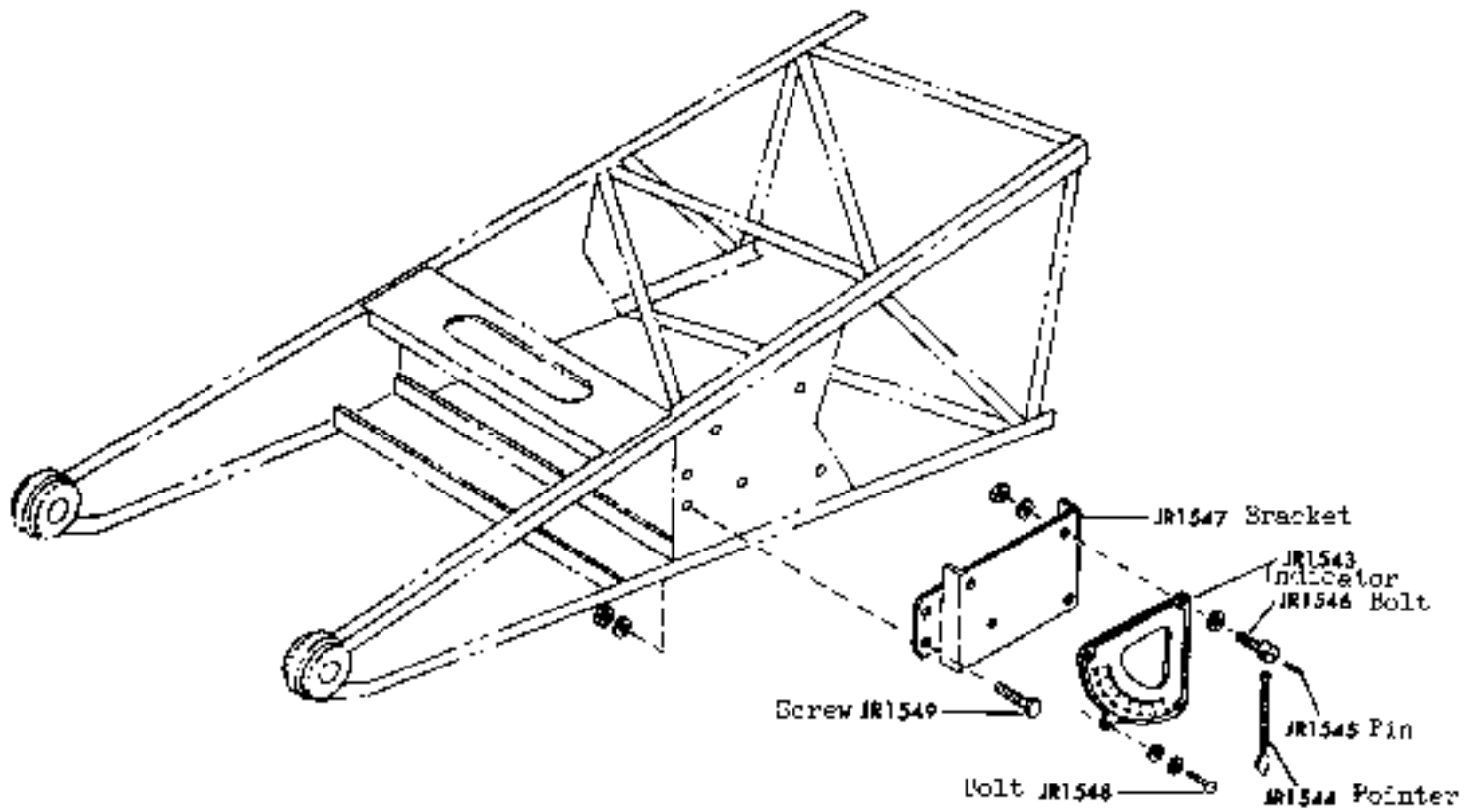
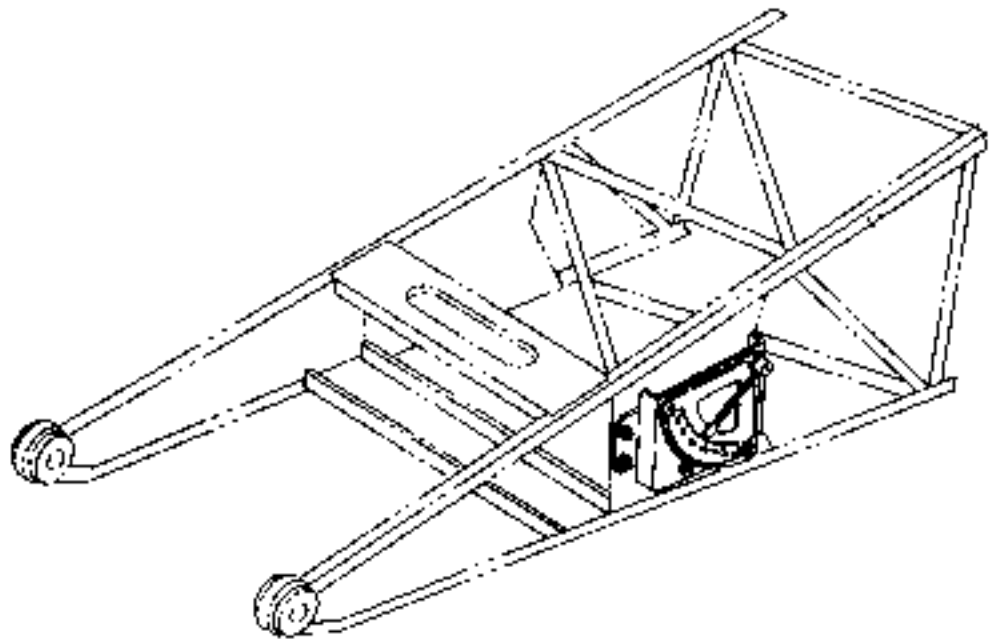
APPLICABLE ONLY TO SERIAL NUMBERS 126830 & UP

TUBE & ROLLER TYPE ROPE DEFLECTORS
TUBULAR BOOM

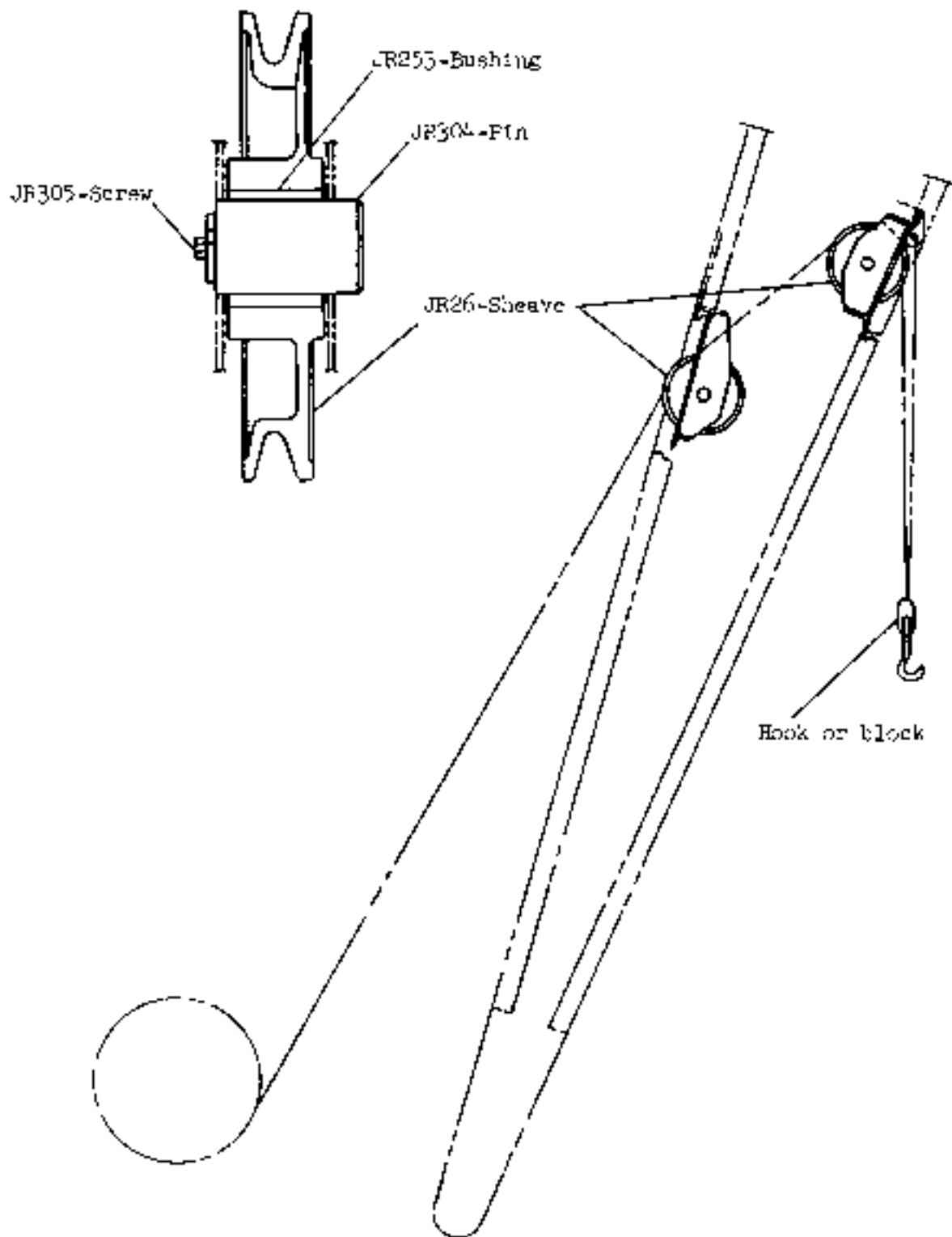
REF. NO.	NAME OF PART
JR1597	Support, roller
JR1598	Capscrew
JR1599	Block, spacer-upper
JR1600	Block, spacer-lower
JR1601	Bar, clamp-lower
JR1602	Bar, clamp-upper
JR1603	Guard, rope
JR1604	Capscrew
JR1605	Roller, deflector
JR1606	Bearing, roller
JR1607	Capscrew
JR1608	Bracket, support right hand
JR1609	Bracket, support left hand
JR1610	Capscrew
JR1611	Support, roller
JR1612	Block, spacer
JR1613	U-bolt, clamp
JR1614	Roller, deflector
JR1615	Bearing, roller
JR1616	Capscrew
JR1617	Bracket, support right hand
JR1618	Bracket, support left hand
JR1619	Capscrew
JR1620	Guard, rope
JR1621	Capscrew
JR1622	Tube
JR1623	Capscrew
JR1624	Bracket
JR1625	Block
JR1626	L-bolt

REF. NO.	NAME OF PART
JR1394	Roller
JR1395	Block, pillow
JR1396	Guard
JR1398	Capscrew
JR1553	Capscrew
JR1875	Guard
JR1876	Bolt





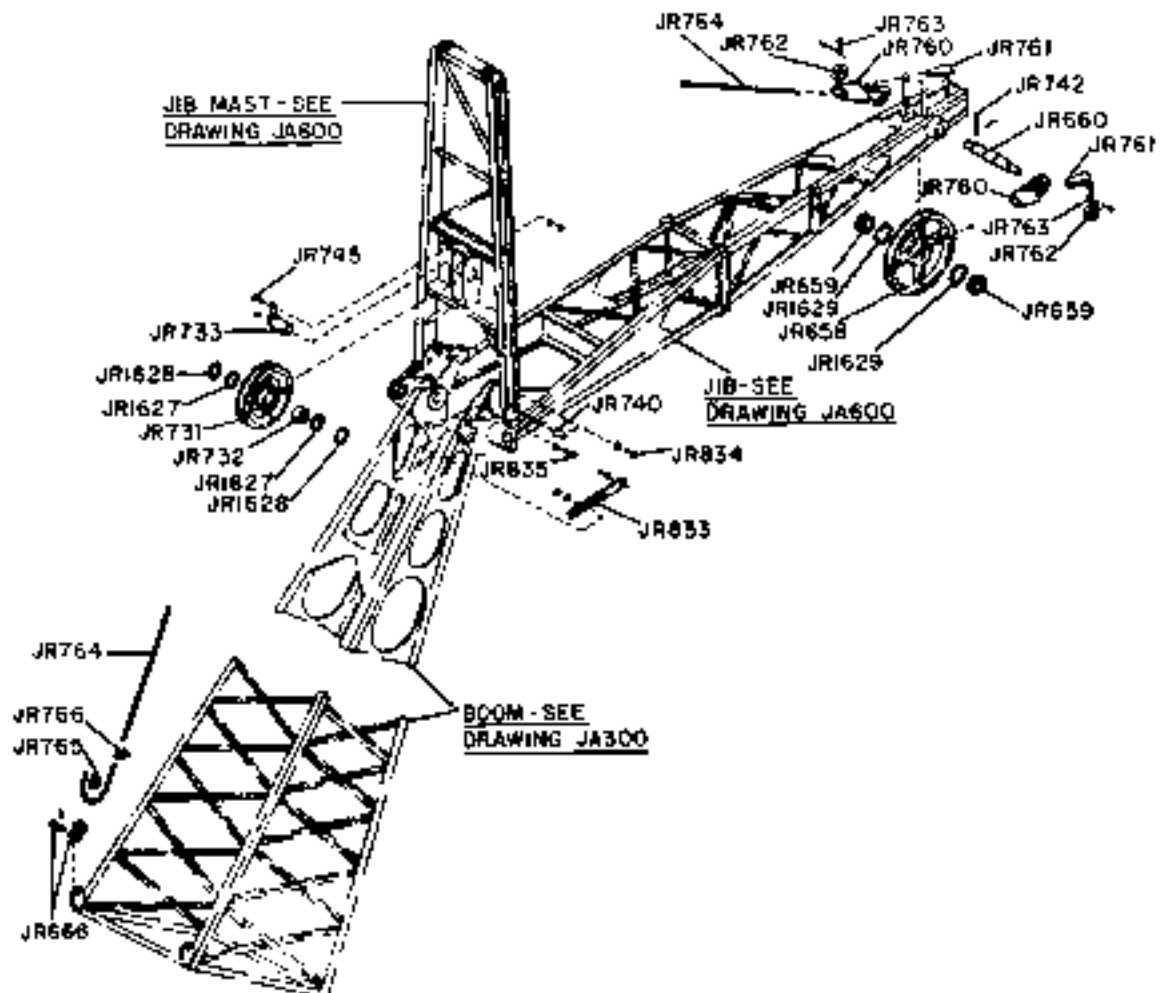
BOOM ANGLE INDICATOR 25B-JR900



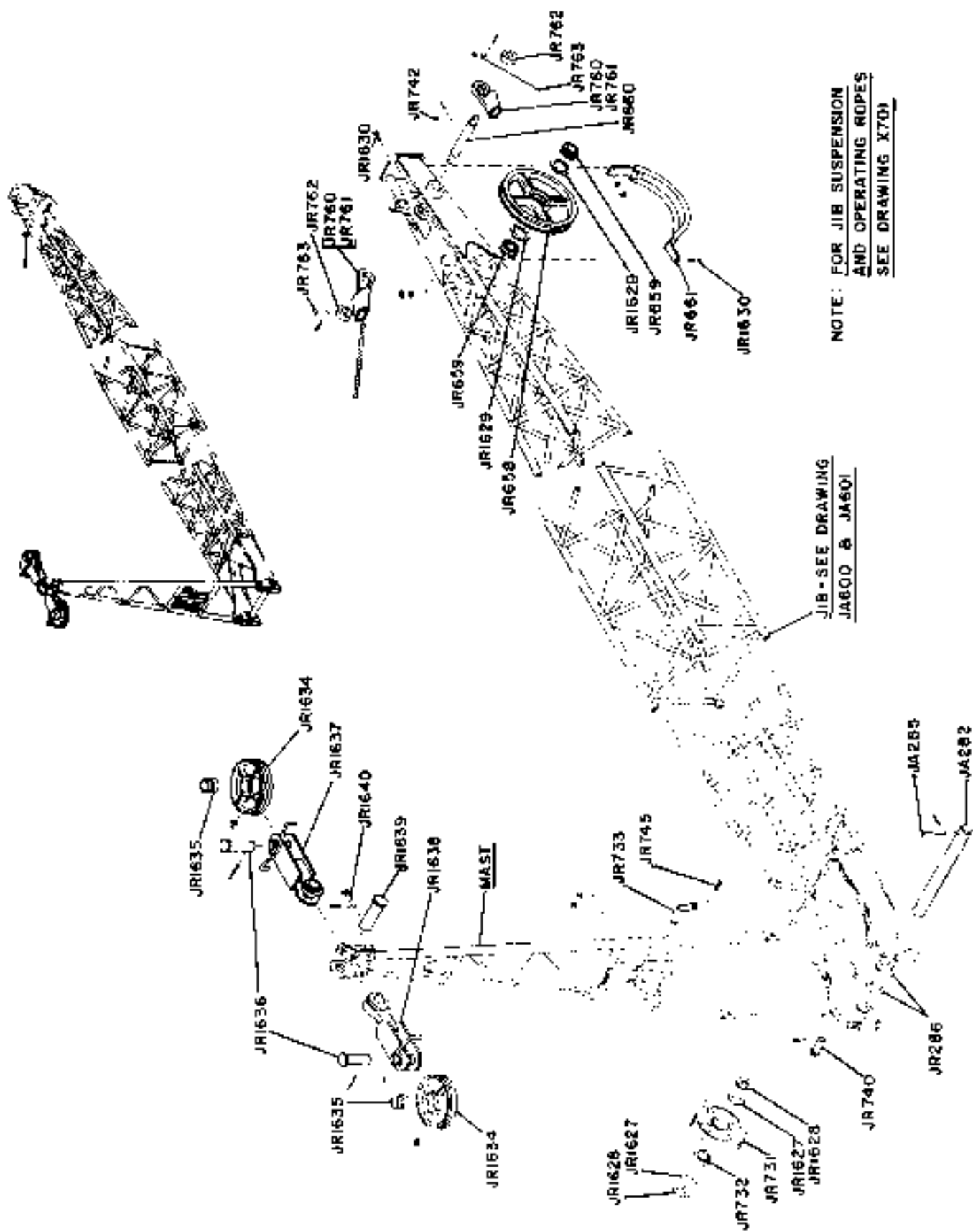
COUNTERWEIGHT REMOVAL
 USING HOIST MACHINERY

25B-JR925

REF. NO.	NAME OF PART	REF. NO.	NAME OF PART
JR658	Sheave	JR762	Collar
JR659	Bearing	JR763	Bolt
JR660	Pin	JR764	Rope, wire
JR666	Shackle, anchor	JR765	Thimble, rope
JR731	Sheave	JR766	Clip, rope
JR732	Bearing	JR833	Link
JR733	Pin, sheave	JR834	Screw
JR740	Pin, anchor	JR835	Screw
JR742	Bolt	JR1627	Washer
JR745	Screw	JR1628	Spacer
JR760	Socket	JR1629	Ring
JR761	Wedge		



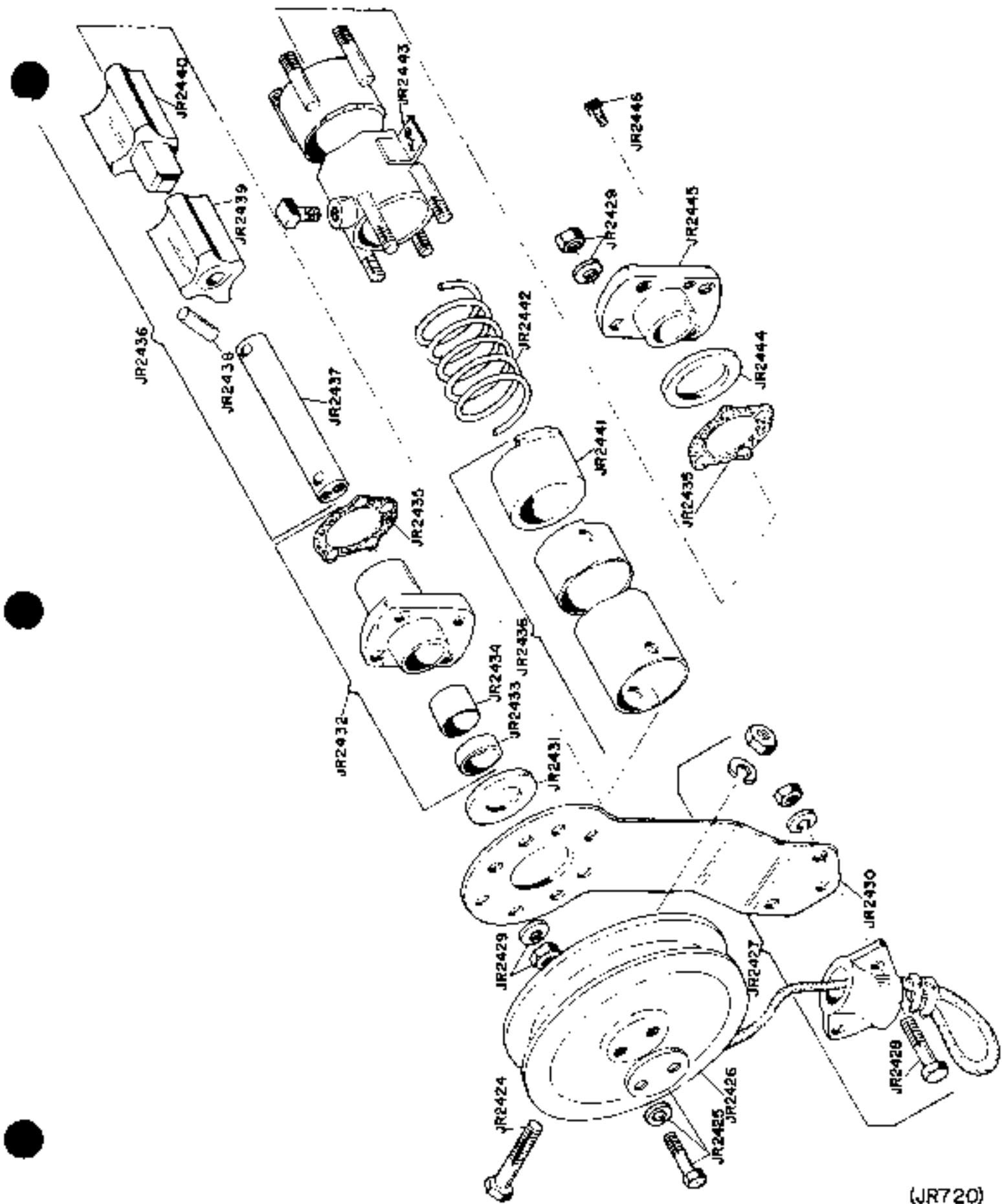
REF. NO.	NAME OF PART	REF. NO.	NAME OF PART
JA282	Pin, jib foot	JR760	Socket, rope-
JA285	Bolt	JR761	tri-ten jib only
JR286	Spacer-tubular	JR762	wedge, socket-
JR658	jib only	JR763	tri-ten jib only
JR659	Sheave	JK1627	Collar
JK660	Bearing	JK1628	Bolt, tee
JK661	Pin, jib point	JR1629	Washer
JK668	Guard-tubular	JK1630	Spacer
JK689	jib only	JR1634	Ring, retaining
JR731	Link-tubular	JR1635	Capscrew-tubular
JR732	jib only	JR1636	jib only
JR733	Pin-tubular	JR1637	Sheave-includes
JR740	jib only	JR1638	JR1635
JR742	Sheave	JR1639	Bushing
JR745	Bearing	JR1640	Pin
	Pin, sheave		Yoke
	Pin, mast foot		Yoke
	Bolt, tee		Pin
	Capscrew-tri ten		Bolt, tee
	jib only		



NOTE: FOR JIB SUSPENSION
 AND OPERATING ROPES
 SEE DRAWING X701

JIB - SEE DRAWING
 JA600 & JA601

CAT REF	PART NAME
JR 2424	BOLT
JR 2425	SAFETY PLATE WITH CAPSCREW & LOCKWASHER
JR 2426	REEL
JR 2427	GUIDE ASSEMBLY
JR 2428	BOLT
JR 2429	NUT & LOCKWASHER
JR 2430	ARM
JR 2431	WASHER
JR 2432	BEARING ASSEMBLY
JR 2433	SEAL, OIL
JR 2434	BUSHING
JR 2435	GASKET
JR 2436	SHAFT ASSEMBLY
JR 2437	SHAFT
JR 2438	PIN
JR 2439	COUPLING, FEMALE
JR 2440	COUPLING, MALE
JR 2441	PROPELLER
JR 2442	SPRING
JR 2443	HOUSING
JR 2444	WASHER
JR 2445	PLATE, END
JR 2446	PLUG

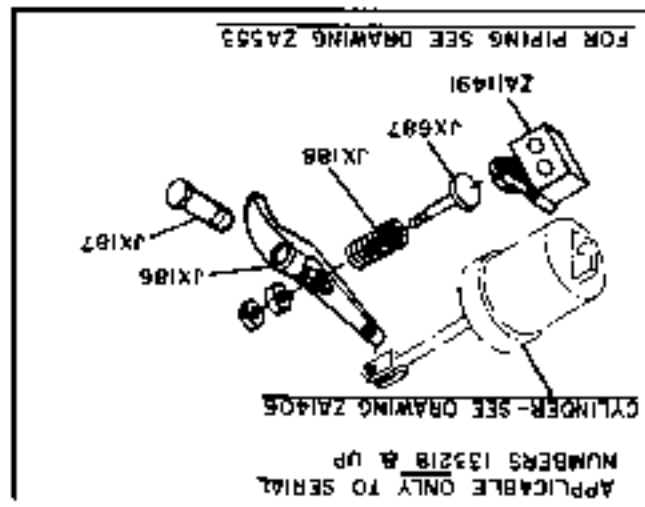
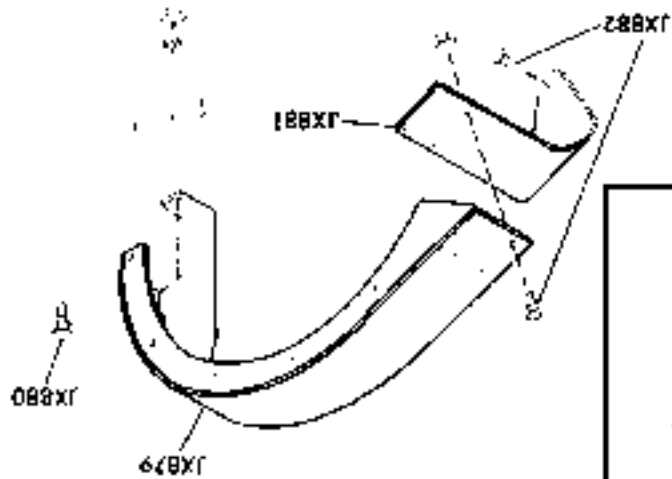
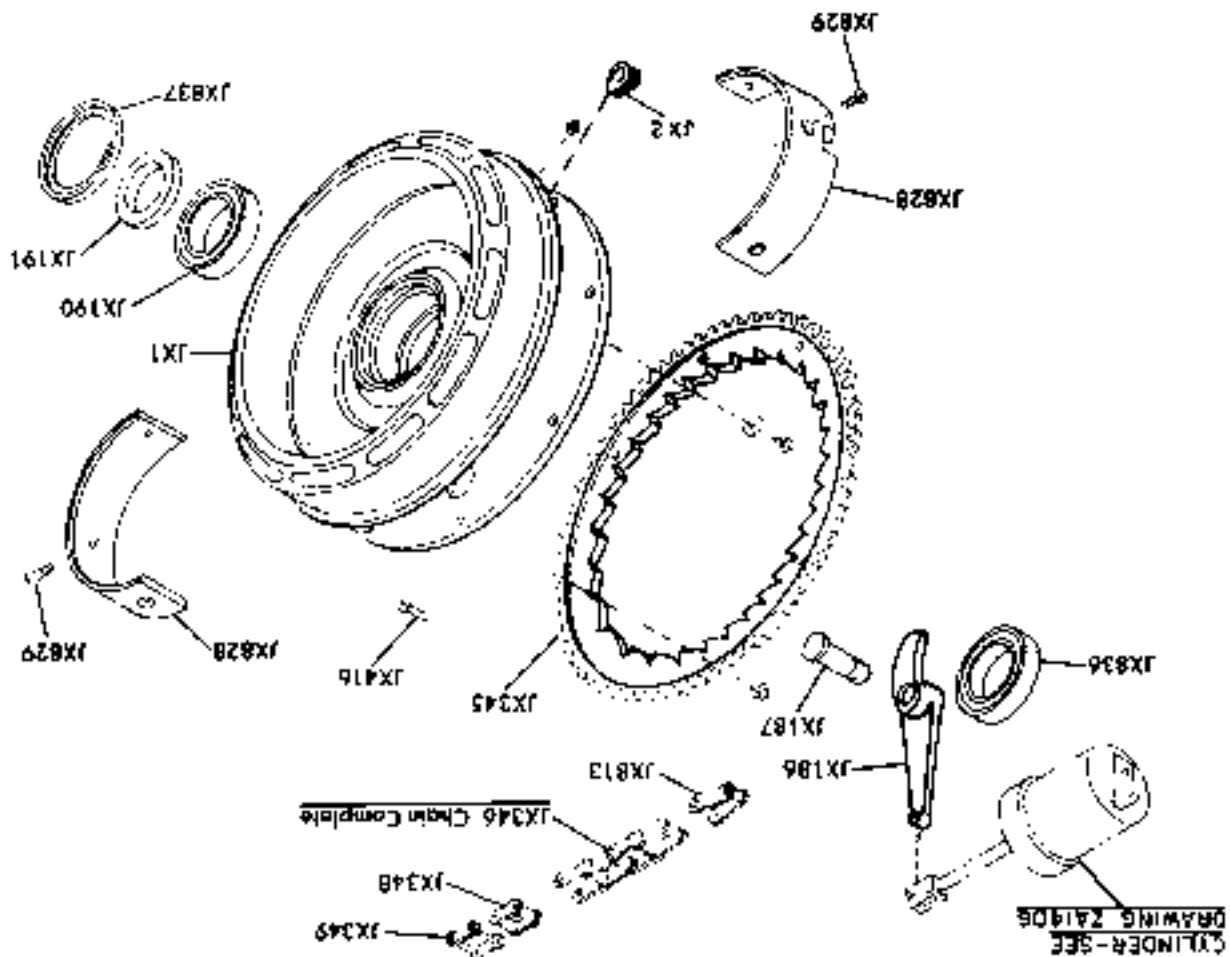


REISSUED 772

TAGLINE

(JR720)
 (82921000)
 JR2424-JR2446

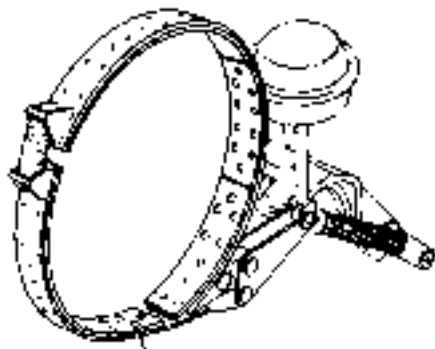
REF. NO.	NAME OF PART
JX1	Drum-includes JX2
JX2	Wedge
JX186	Pawl
JX187	Pin
JX188	Spring
JX190	Bearing
JX191	Retainer
JX345	Sprocket
JX346	Chain complete
JX348	Link, roller
JX349	Link, pin
JX416	Screw
JX687	Rod, push
JX813	Link, connecting
JX828	Lagging-includes JX829
JX829	Screw
JX836	Bearing
JX837	Seal
JX879	Guard
JX880	Screw
JX881	Bracket
JX882	Screw
ZA11491	Valve



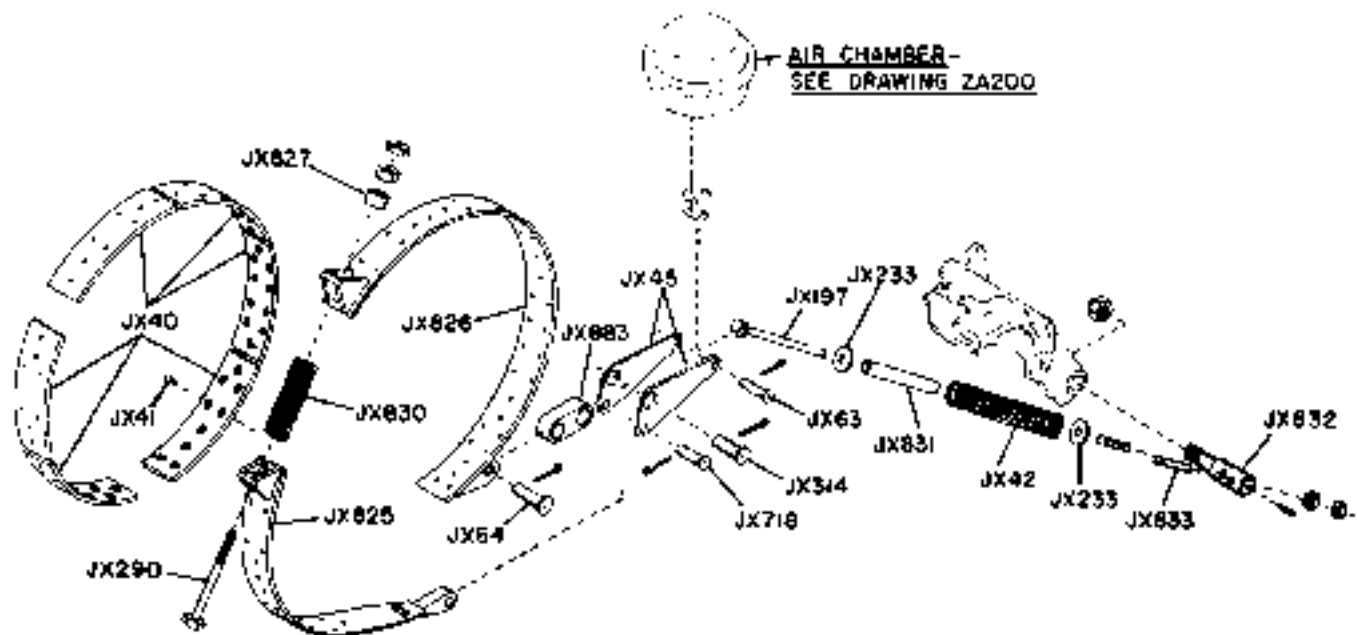
FOR PIPING SEE DRAWING ZAS53

APPLICABLE ONLY TO SERIAL NUMBERS 133218 & UP
CYLINDER-SEE DRAWING ZAI405

REF. NO.	NAME OF PART
JX39	Brake band complete see band halves JX825 & JX826
JX40	Lining kit-includes JX41
JX41	Rivet
JX42	Spring
JX45	Lever
JX63	Pin
JX64	Pin
JX197	Bolt
JX233	Sear
JX290	Bolt
JX314	Pin
JX718	Pin
JX825	Band, live end-includes JX40
JX826	Band, dead end-includes JX40
JX827	Spacer
JX830	Spring
JX831	Stop
JX832	Anchor
JX833	Pin
JX883	Link

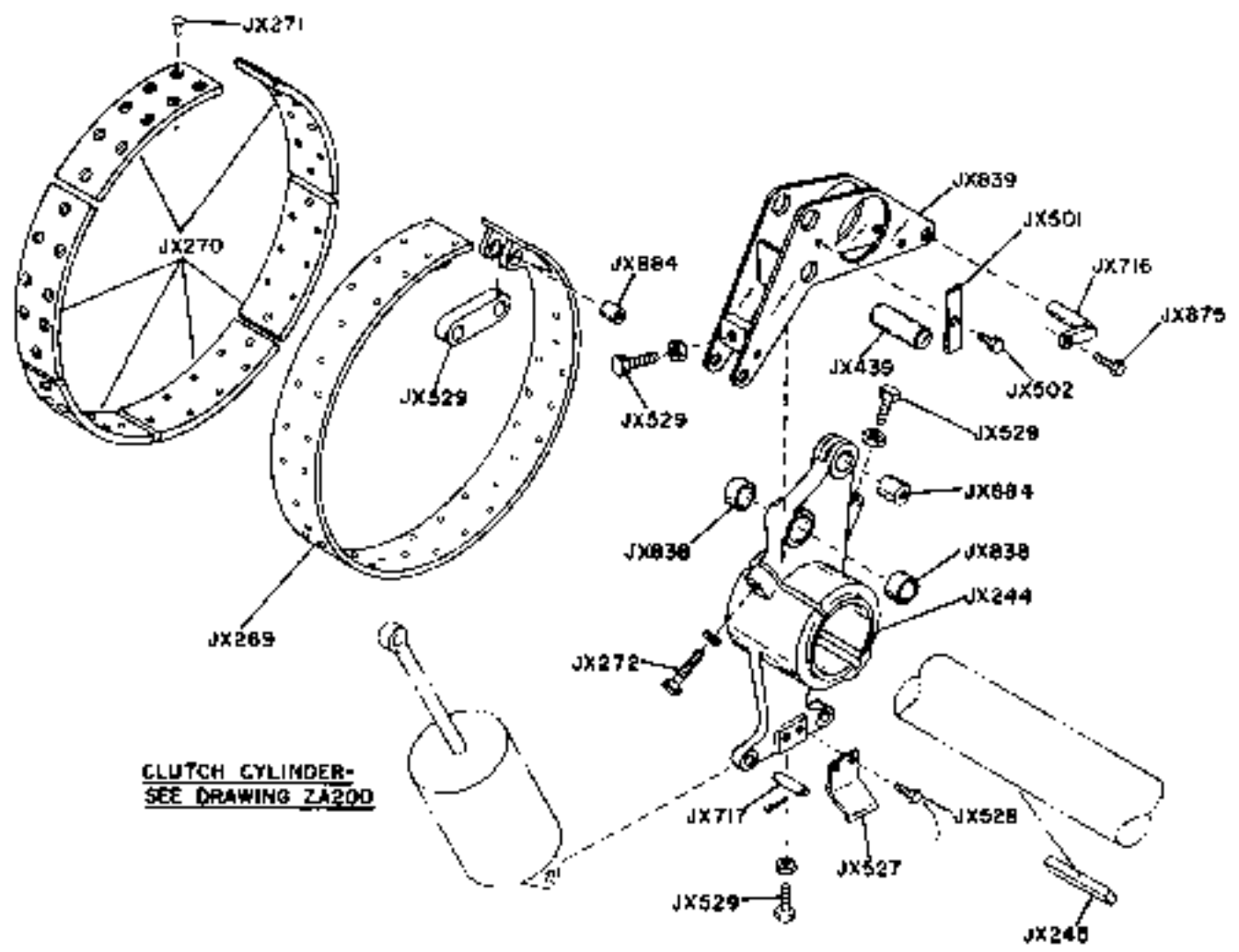


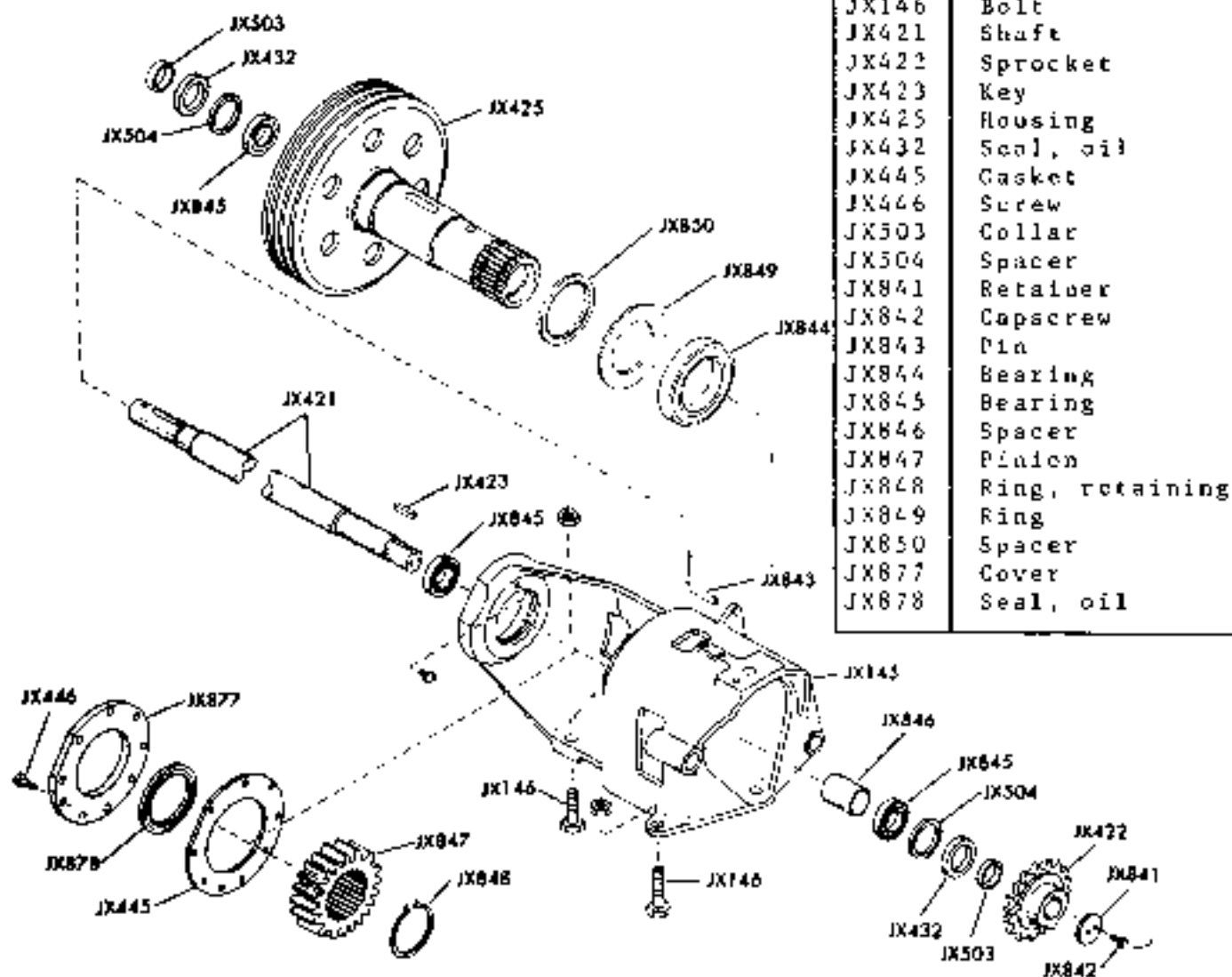
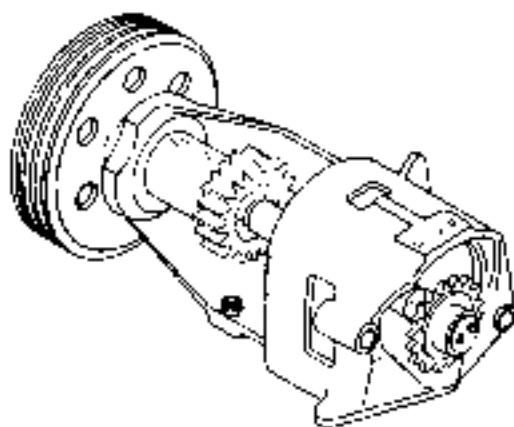
JX39-BRAKE BAND COMPLETE





REF. NO.	NAME OF PART
JX244	Driver
JX245	Key
JX269	Band complete-includes JX270
JX270	Lining kit-includes JX271
JX271	Rivet
JX272	Screw
JX439	Pin
JX501	Retainer
JX502	Screw
JX527	Guide
JX528	Screw
JX529	Screw
JX716	Pin
JX717	Pin
JX838	Bushing
JX839	Arm
JX875	Screw
JX876	Link
JX884	Pin



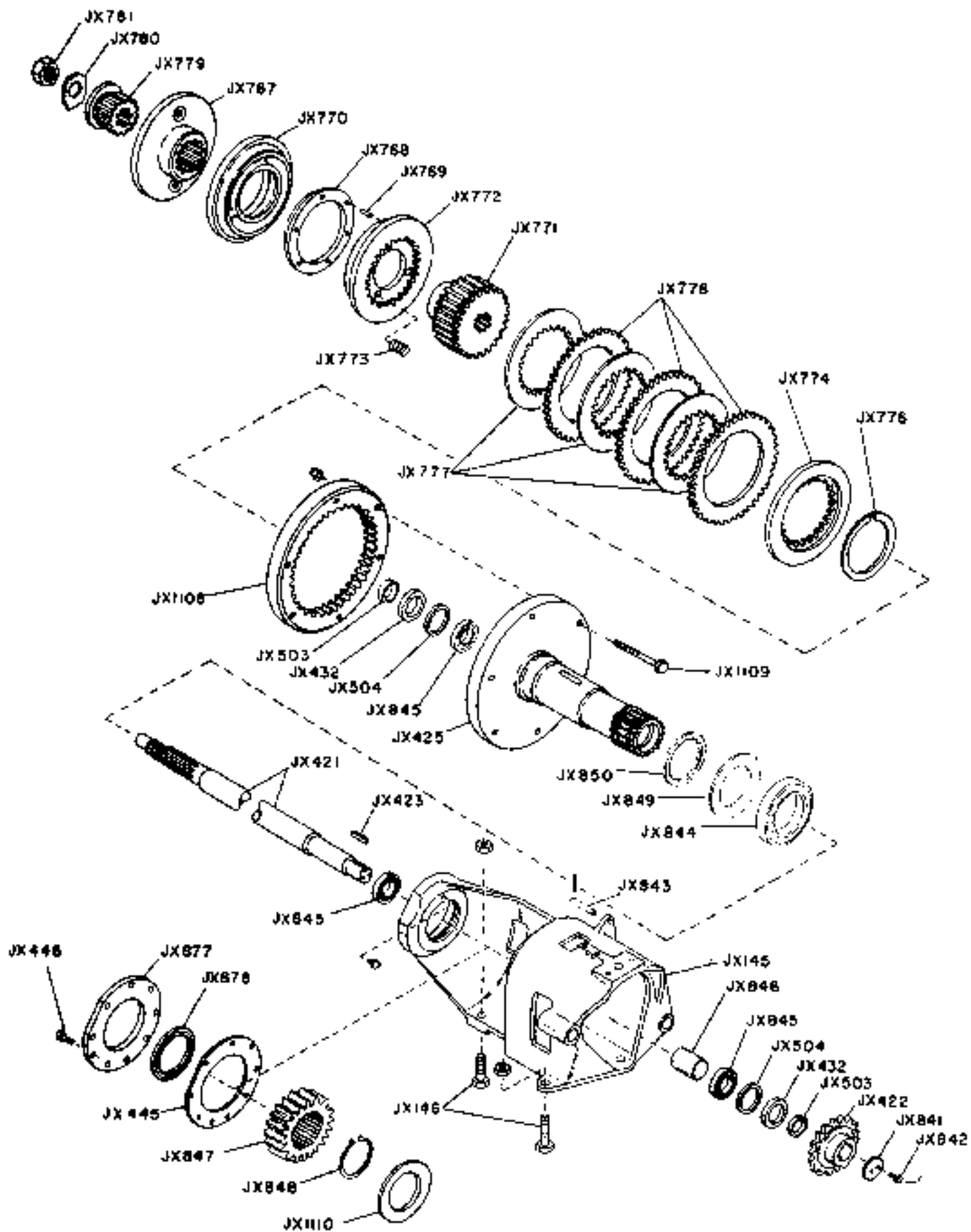


REF. NO.	NAME OF PART
JX145	Bracket
JX146	Bolt
JX421	Shaft
JX422	Sprocket
JX423	Key
JX425	Housing
JX432	Seal, oil
JX445	Gasket
JX446	Screw
JX503	Collar
JX504	Spacer
JX841	Retainer
JX842	Capscrew
JX843	Pin
JX844	Bearing
JX845	Bearing
JX846	Spacer
JX847	Pinion
JX848	Ring, retaining
JX849	Ring
JX850	Spacer
JX877	Cover
JX878	Seal, oil

APPLICABLE TO SERIAL NUMBERS 121994 THRU 123249 ONLY

REF. NO.	NAME OF PART	REF. NO.	NAME OF PART
JX145	Bracket	JX777	Disc, driving
JX146	Bolt	JX778	Disc, friction
JX421	Shaft	JX779	Spacer
JX422	Sprocket	JX780	Lock
JX423	Key	JX781	Nut
JX425	Housing	JX841	Retainer
JX432	Seal, oil	JX842	Capscrew
JX445	Gasket	JX843	Pin
JX446	Capscrew	JX844	Bearing
JX503	Collar	JX845	Bearing
JX504	Spacer	JX846	Spacer
JX767	Plate, front	JX847	Pinion
JX768	Plate, insulator	JX848	Ring, retaining
JX769	Pin	JX849	Ring
JX770	Diaphragm	JX850	Spacer
JX771	Driver	JX877	Cover
JX772	Plate, pressure	JX878	Seal, oil
JX773	Spring	JX1108	Gear
JX774	Plate, backing	JX1109	Bolt
JX776	Ring	JX1110	Gasket

APPLICABLE ONLY TO SERIAL NUMBERS 123599 & UP

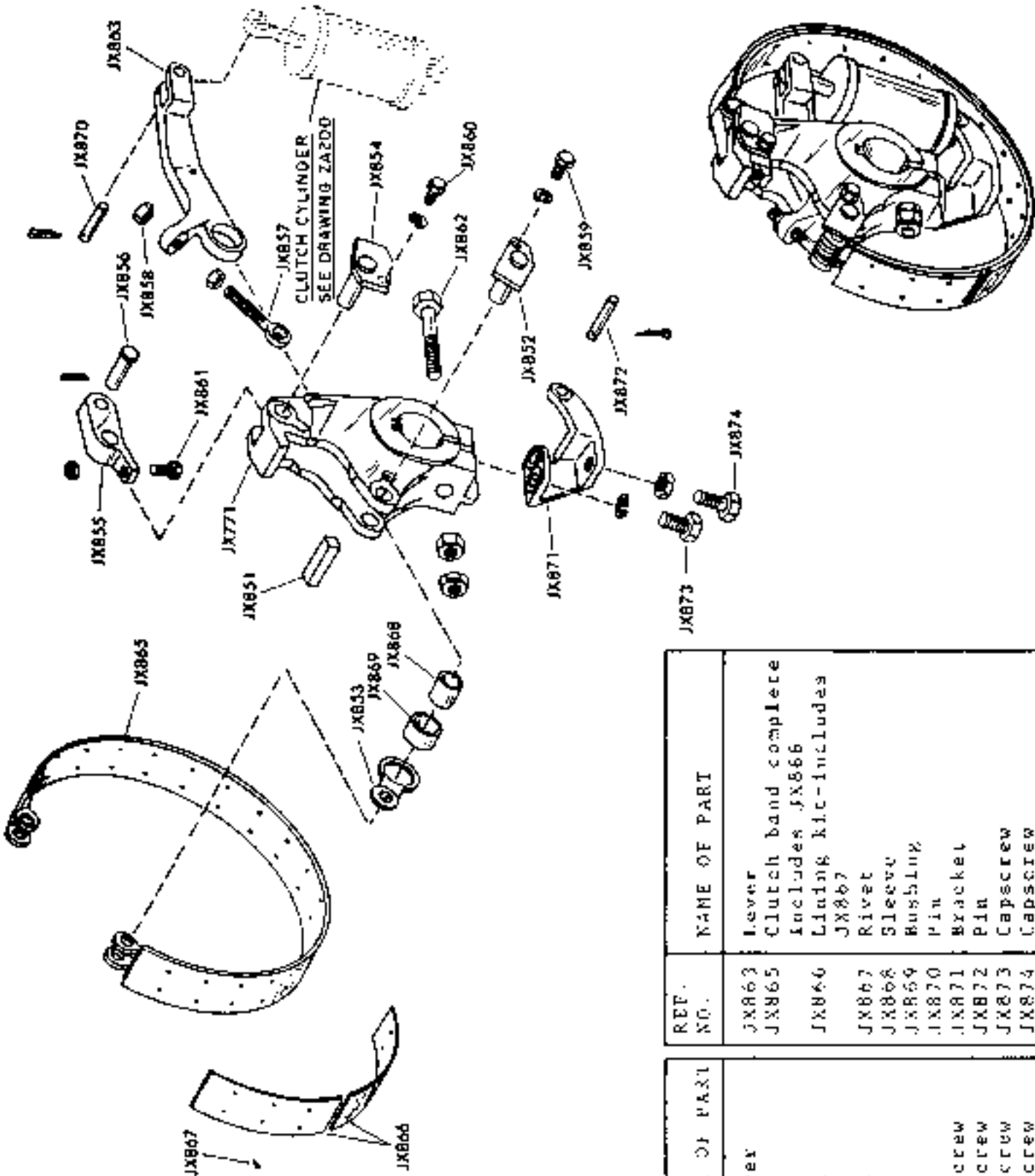


APPLICABLE ONLY TO SERIAL NUMBERS 123599 & UP

REISSUED 473

BOOM HOIST LOWERING SHAFT

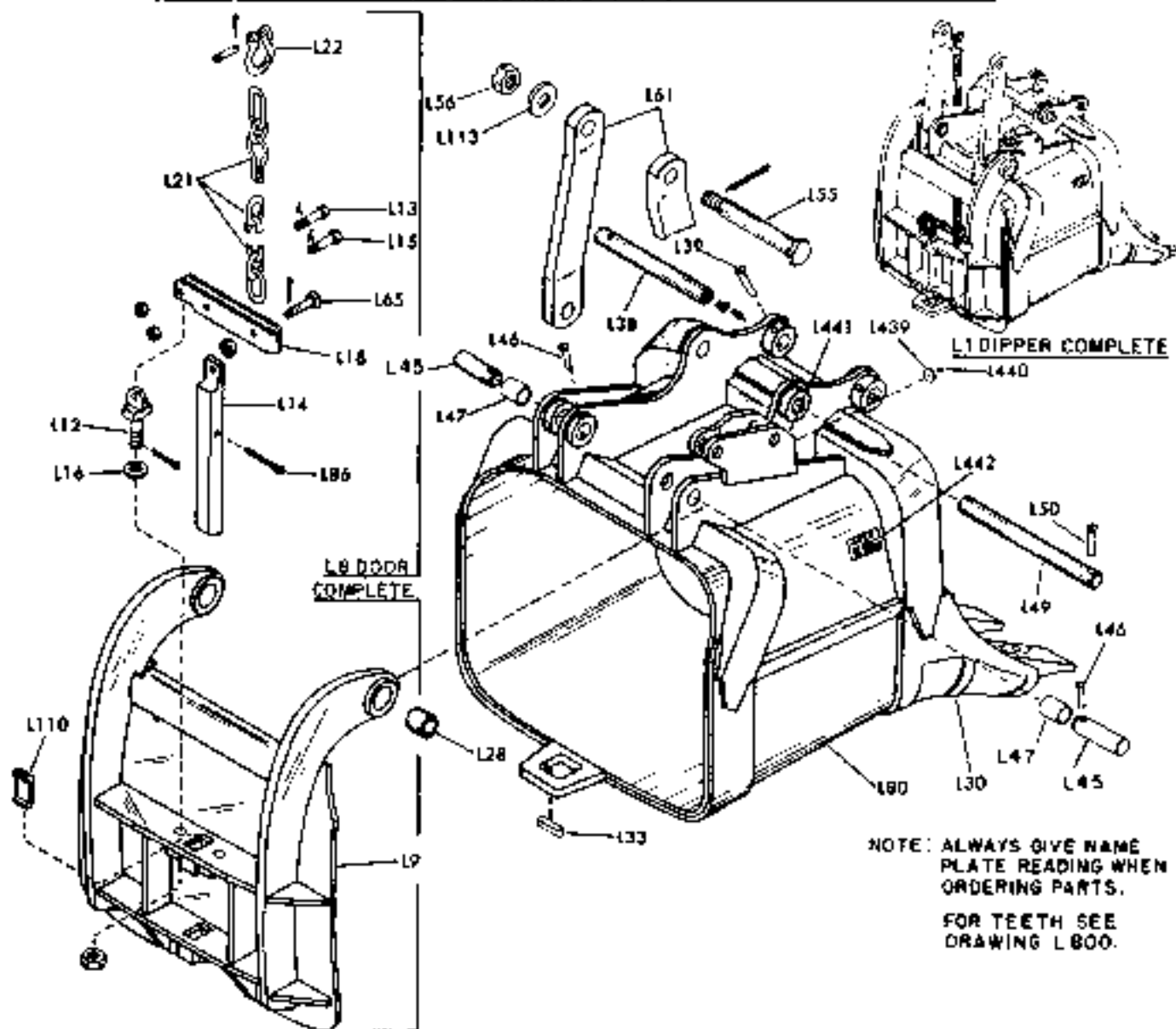
JX 401



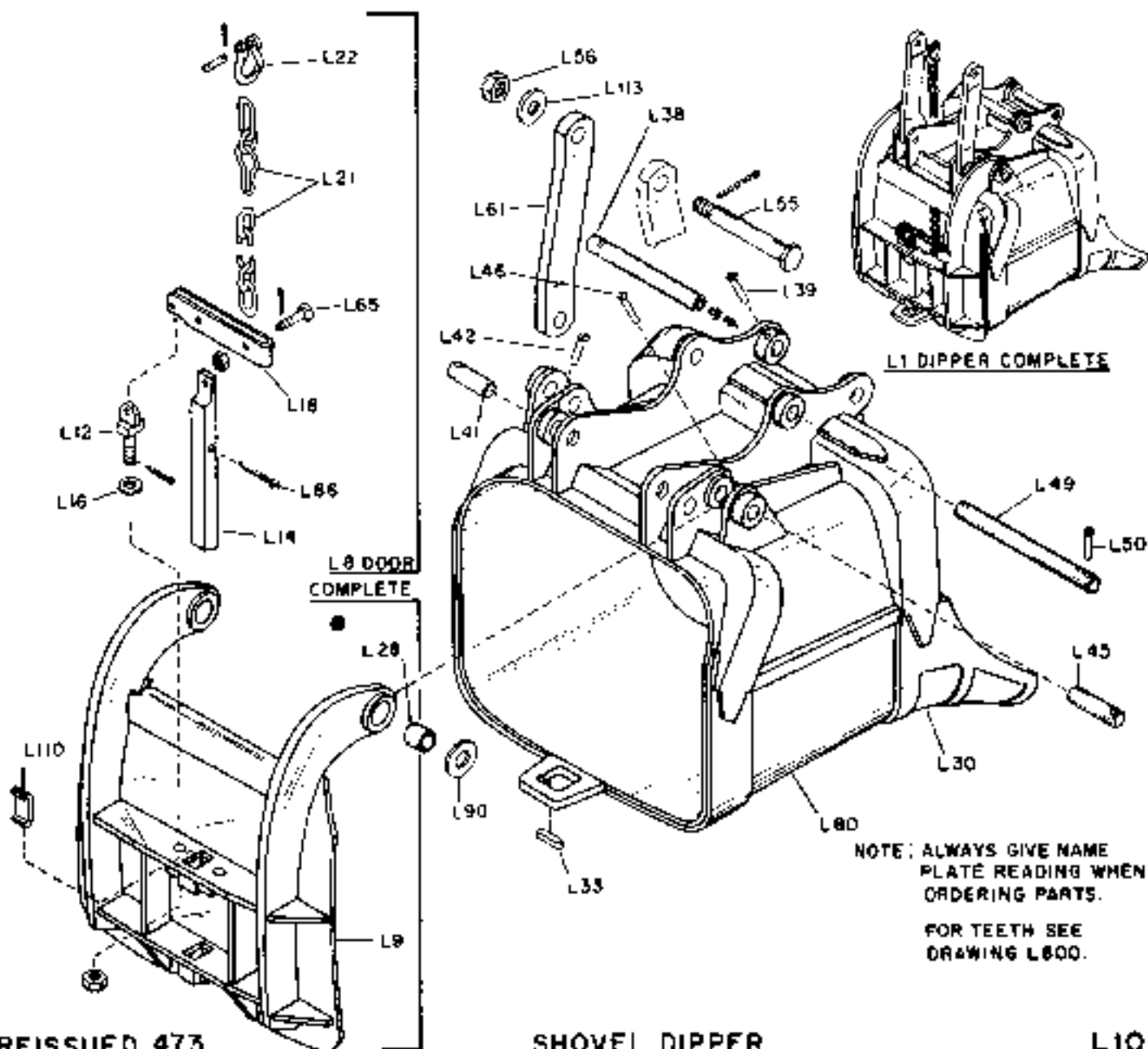
REF. NO.	NAME OF PART	REF. NO.	NAME OF PART
JX771	Driver	JX863	Lever
JX851	Key	JX865	Clutch band complete Includes JX866
JX852	Pin	JX866	Lining kit-Includes JX867
JX853	Link	JX867	Rivet
JX854	Pin	JX868	Sleeve
JX855	Link	JX869	Bushing
JX856	Pin	JX870	Pin
JX857	Bolt	JX871	Bracket
JX858	Nut	JX872	Pin
JX859	Capscrew	JX873	Capscrew
JX860	Capscrew	JX874	Capscrew
JX861	Capscrew		
JX862	Capscrew		

APPLICABLE TO SERIAL NUMBERS 121994 THRU 123249 ONLY

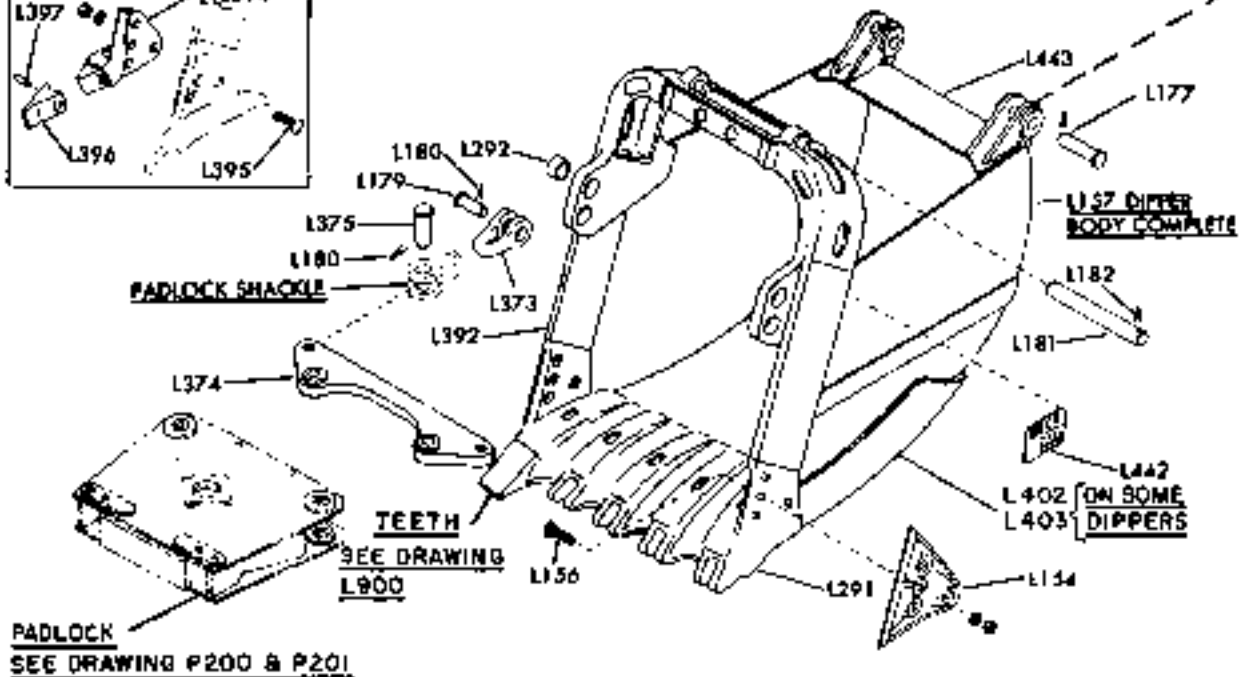
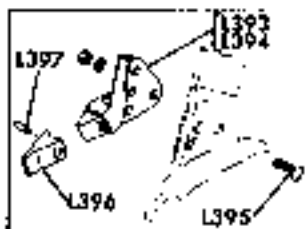
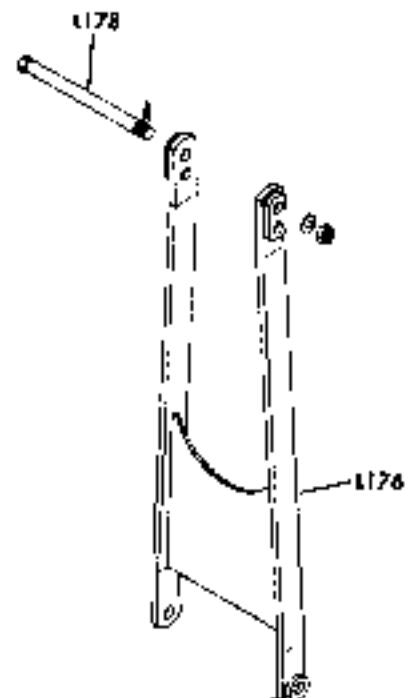
REF. NO.	NAME OF PART	REF. NO.	NAME OF PART
L1	Dipper complete	L46	Capscrew
L8	Door complete	L47	Bushing, hinge pin
L9	Door—includes L28	L49	Pin, handle end
L12	Bolt, adjusting	L50	Bolt, blank
L13	Bolt, anchor	L55	Pin, brace
L14	Latch, door	L56	Nut, pin
L15	Bolt, latch	L61	Brace, back
L16	Washer	L65	Bolt, chain
L18	Lever, latch	L80	Body, dipper
L21	Chain, dump	L86	Pin
L22	Shackle	L110	Guide, latch
L28	Bushing	L113	Washer
L30	Lip, dipper	L439	Disc, lubrication
L33	Insert	L440	Screw
L38	Pin, padlock	L441	Bracket
L39	Capscrew	L442	Plate, name
L45	Pin, hinge		



REF. NO.	NAME OF PART	REF. NO.	NAME OF PART	REF. NO.	NAME OF PART
L1	Dipper complete	L30	Lip, dipper	L55	Pin, brace
L8	Door complete	L33	Insert	L56	Nut, pin
L9	Door—includes L28	L38	Pin, padlock	L61	Brace, back
L12	Bolt, adjusting	L39	Bolt, pin	L65	Bolt, lever
L14	Latch, door	L41	Pin, lower back brace	L80	Dipper body complete
L16	Washer	L42	Bolt, pin	L86	Pin
L18	Lever, latch	L45	Pin, hinge	L90	Washer
L21	Chain, dump	L46	Bolt, pin	L110	Guide, latch
L22	Shackle	L49	Pin, handle end	L113	Washer
L28	Bushing	L50	Bolt, pin		

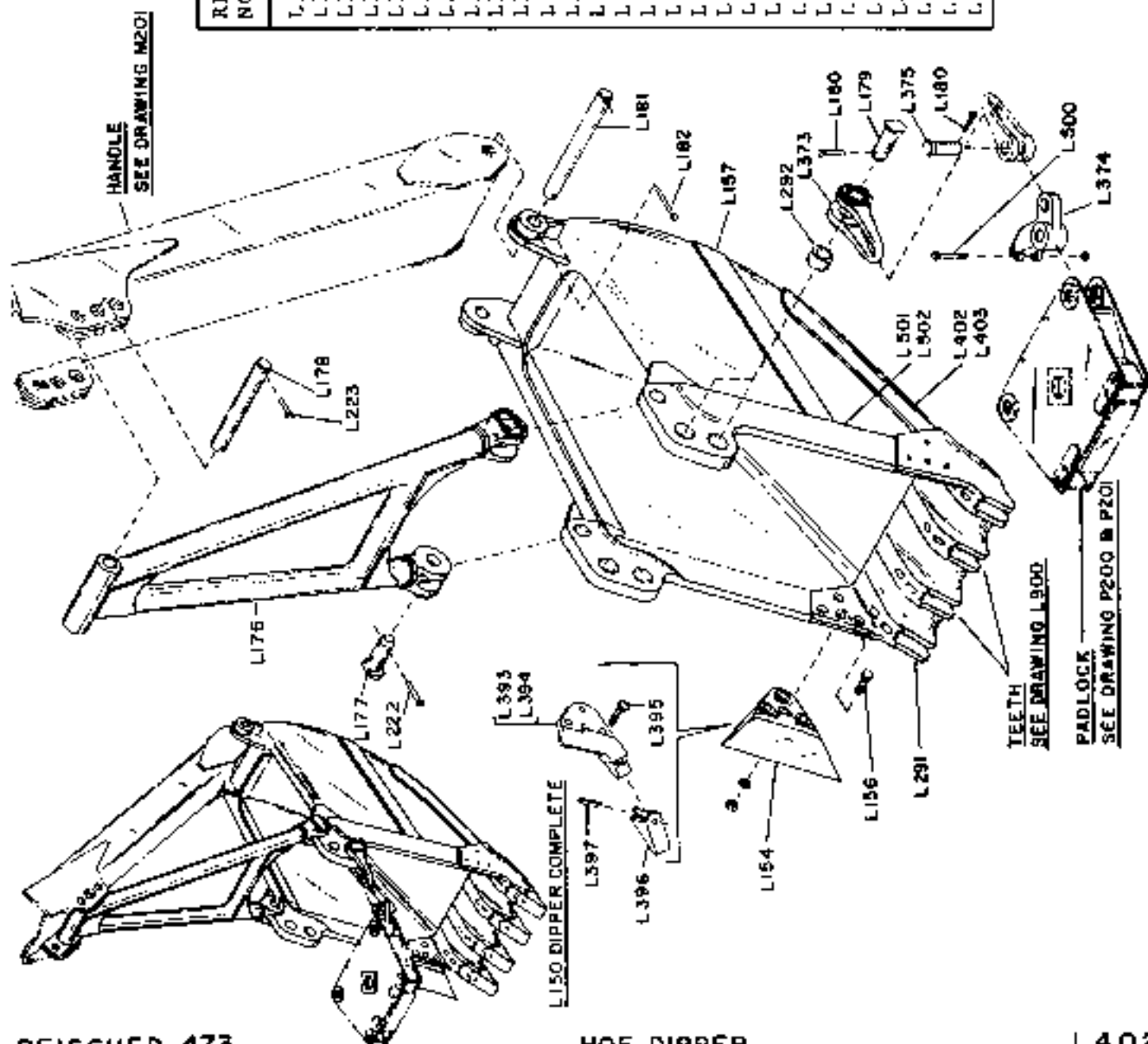


REF. NO.	NAME OF PART
L150	Dipper complete
L154	Cutter, side
L156	Bolt, plow
L157	Body complete
L176	Brace, back
L177	Pin, lower
L178	Bolt, rod
L179	Pin, shackle
L180	Pin
L181	Pin, handle
L182	Pin
L291	Lip, dipper
L292	Bushing, pin
L373	Shackle, dipper
L374	Spreader
L375	Pin, shackle
L392	Arch, dipper
L393	Cutter, right hand
L394	Cutter, left hand
L395	Bolt, plow
L396	Tooth, side cutter
L397	Wedge
L402	Corner, bottom-right hand
L403	Corner, bottom-left hand
L442	Plate, name
L443	Beam, back

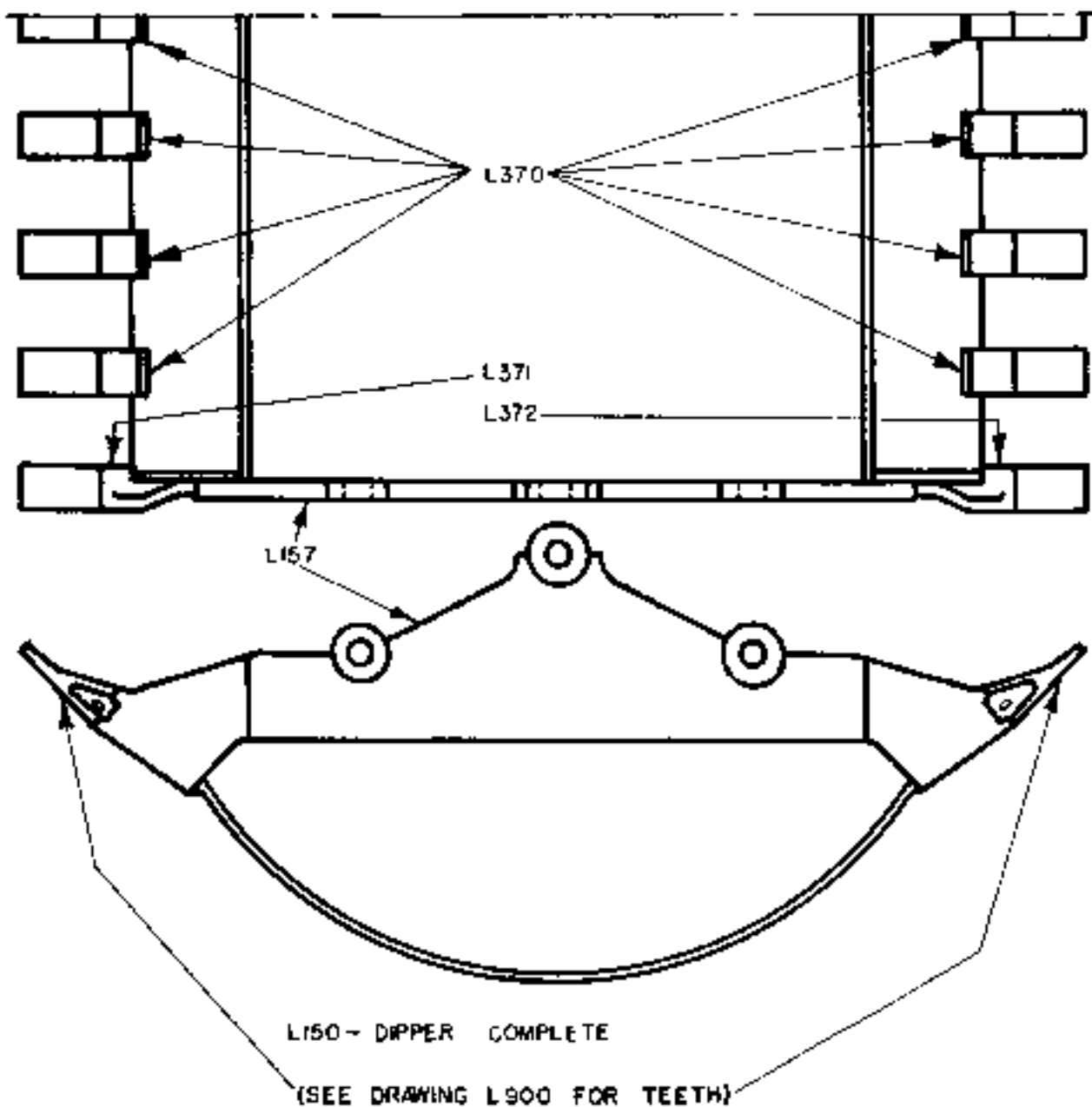


L150 DIPPER COMPLETE

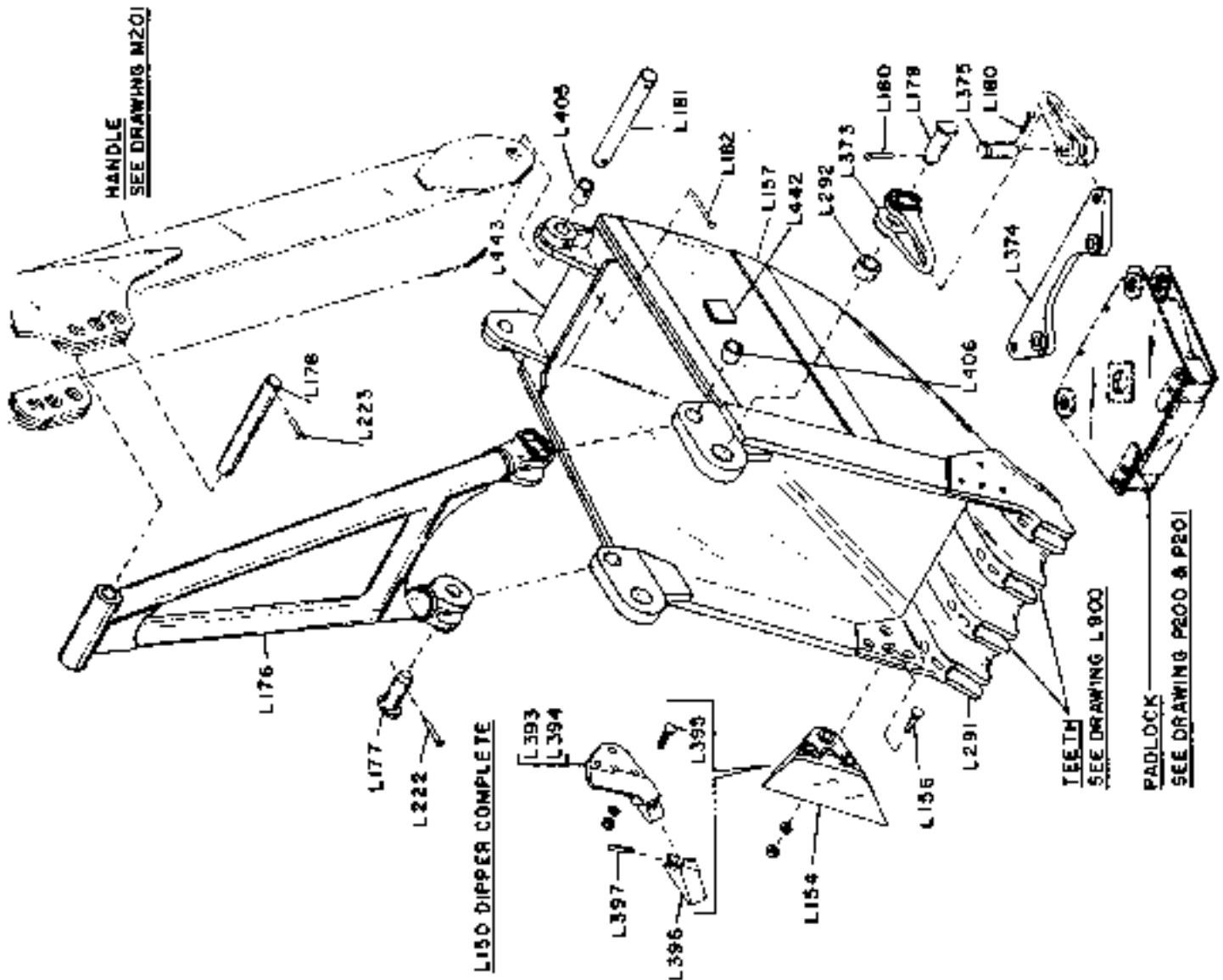
REF. NO.	NAME OF PART
L150	Dipper complete
L154	Cutter, side
L156	Bolt, plow
L157	Body complete
L176	Brace, back
L177	Pin, lower
L178	Pin, upper
L179	Pin, clevis
L180	Bolt
L181	Pin, handle
L182	Bolt
L222	Bolt
L223	Bolt
L291	Lip, dipper
L292	Bushing, pin
L373	Clevis
L374	Spreader
L375	Pin, shackle
L393	Cutter, right hand
L394	Cutter, left hand
L395	Bolt, plow
L396	Tooth, side cutter
L397	Wedge
L402	Corner, bottom-right hand
L403	Corner, bottom-left hand
L500	Bolt
L501	Side, right hand
L502	Side, left hand



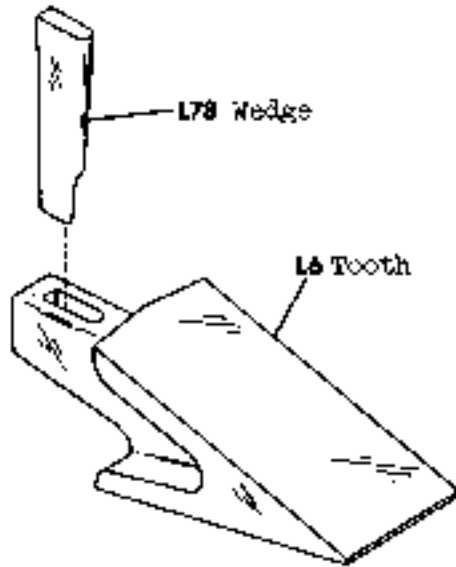
Ref No.	Name of Part
L150	Hoe dipper complete incl. L171 thru L372
L157	Body, dipper incl. L370 thru L372
L370	Adapter, center
L371	Adapter, rh rear & lh front
L372	Adapter, lh rear & rh front



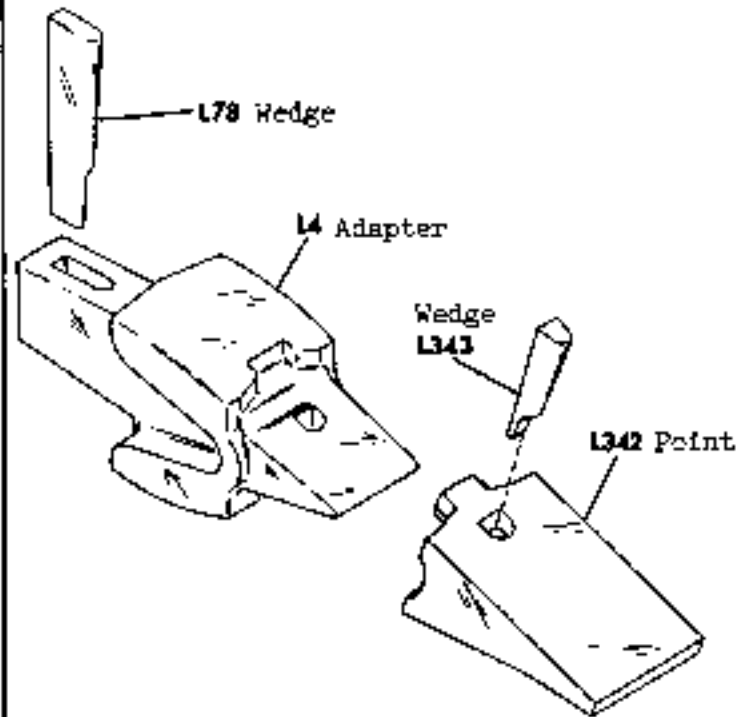
REF. NO.	NAME OF PART
L150	Dipper complete
L154	Cutter, side
L156	Bolt, plow
L157	Body complete
L176	Brace, back
L177	Pin, lower
L178	Pin, upper
L179	Pin, clevis
L180	Bolt
L181	Pin, handle
L182	Bolt
L222	Bolt
L223	Bolt
L291	Lip, dipper
L292	Bushing, pin
L373	Clevis
L374	Spreader
L375	Pin, clevis
L393	Cutter, right hand
L394	Cutter, left hand
L395	Bolt, plow
L396	Tooth, side cutter
L397	Wedge
L405	Bushing
L406	Bushing
L442	Plate, name
L443	Beam, back



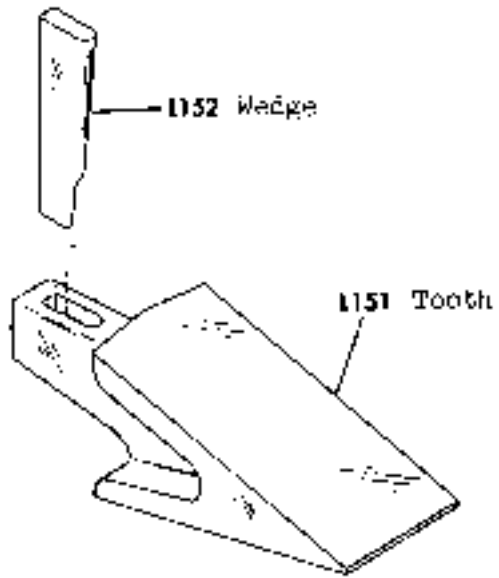
ONE PIECE TOOTH



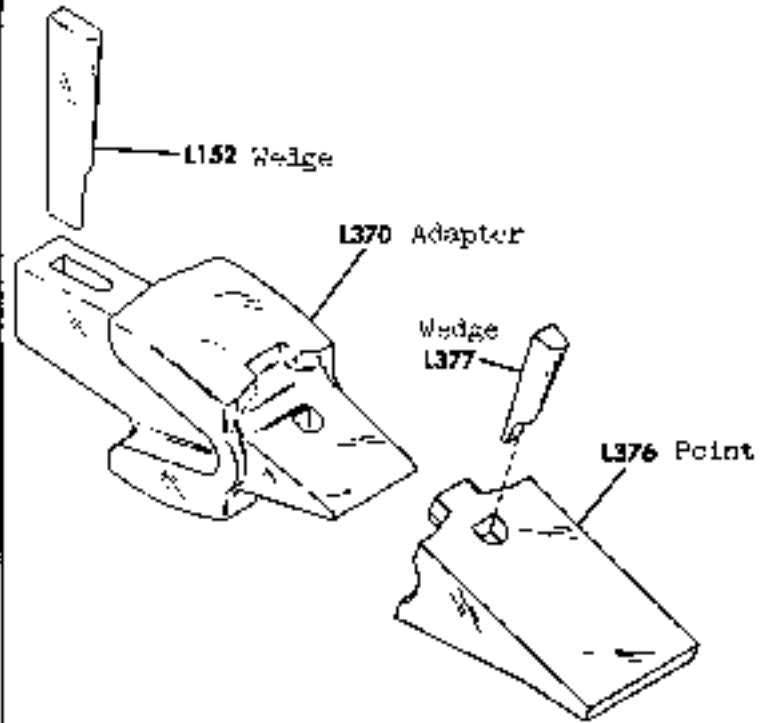
TWO PIECE TOOTH

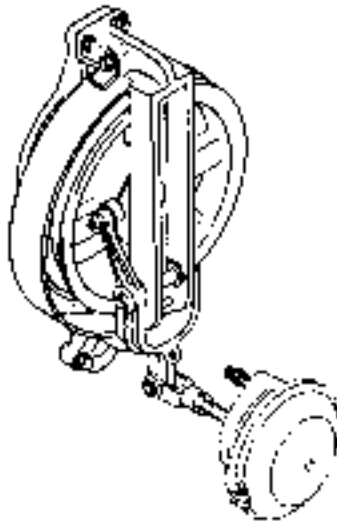


ONE PIECE TOOTH

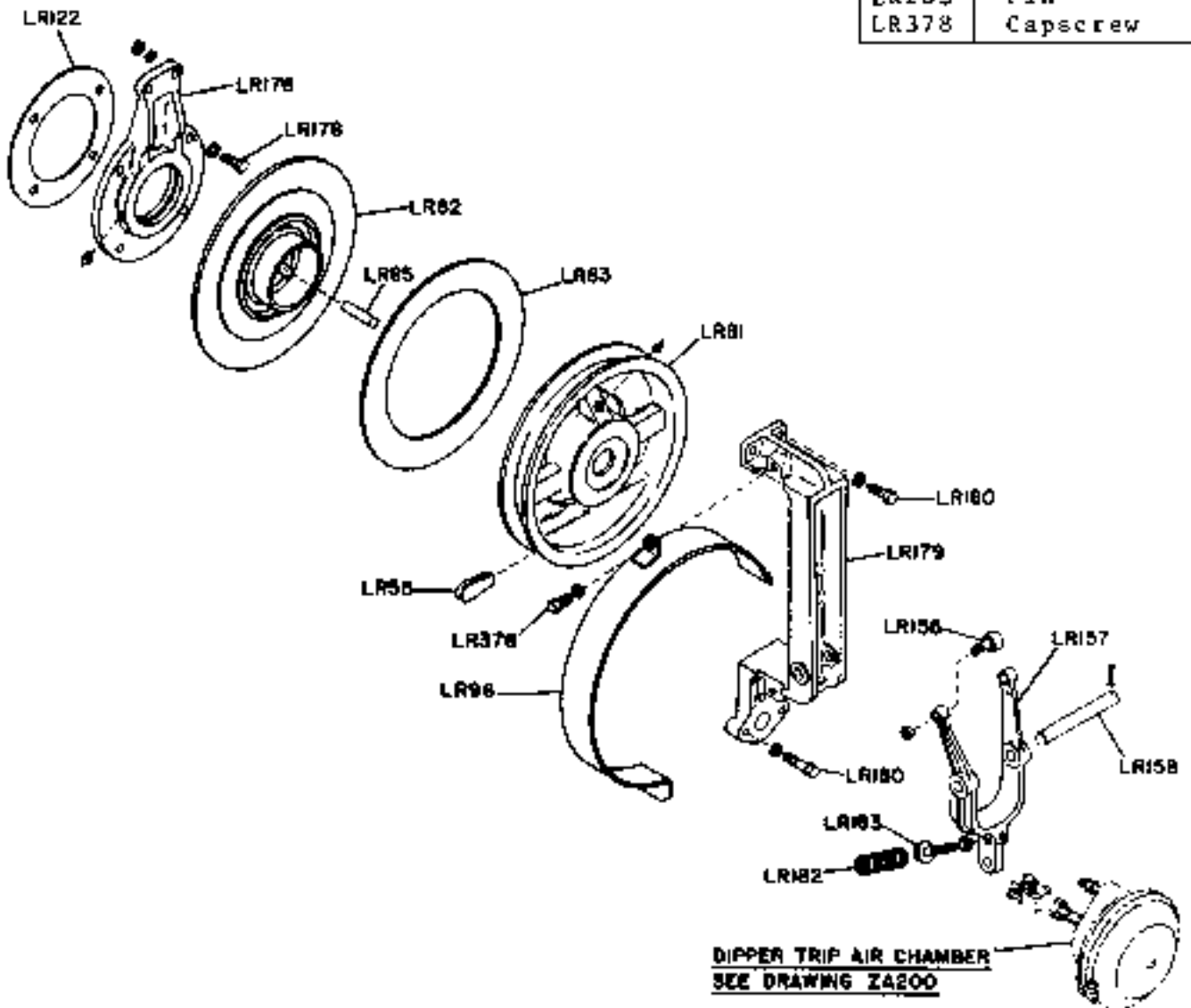


TWO PIECE TOOTH

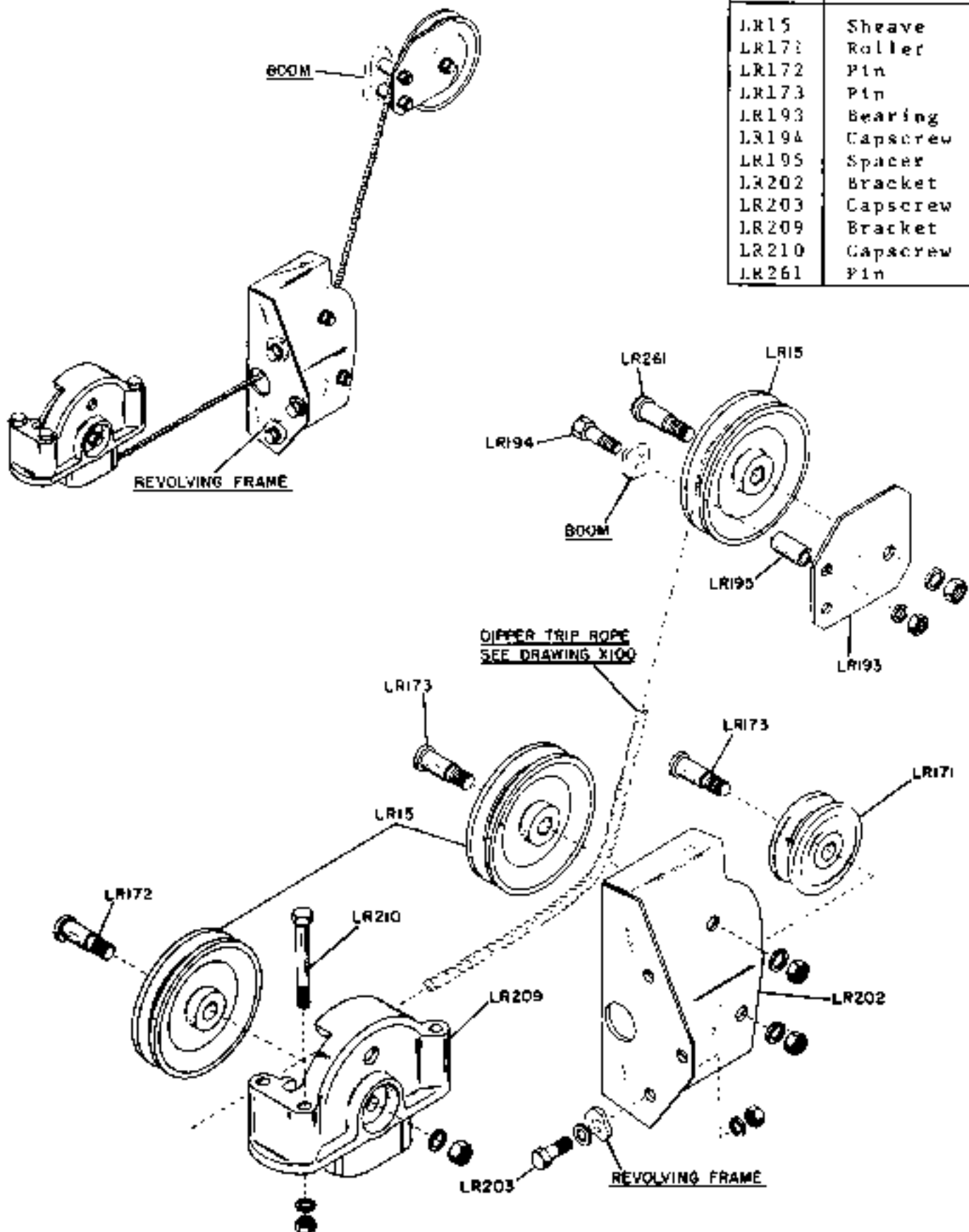




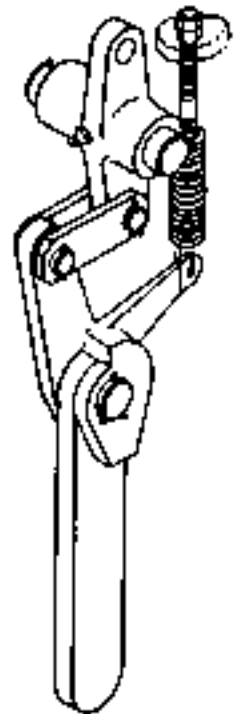
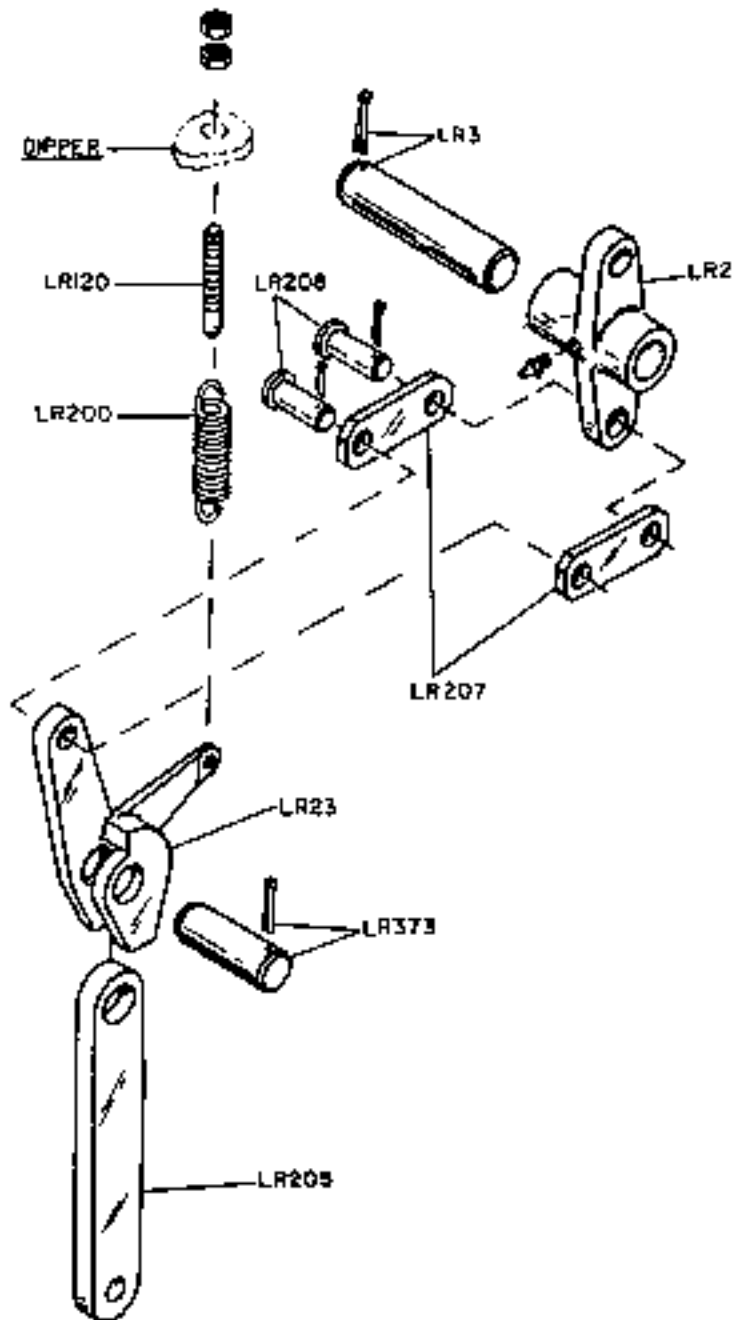
REF. NO.	NAME OF PART
LR55	Wedge
LR81	Drum
LR82	Hub
LR83	Ring
LR85	Key
LR96	Guard
LR122	Gasket
LR155	Bearing
LR157	Lever
LR158	Pin
LR176	Bracket
LR178	Capcrew
LR179	Bridge
LR180	Capcrew
LR182	Spring
LR183	Pin
LR378	Capcrew

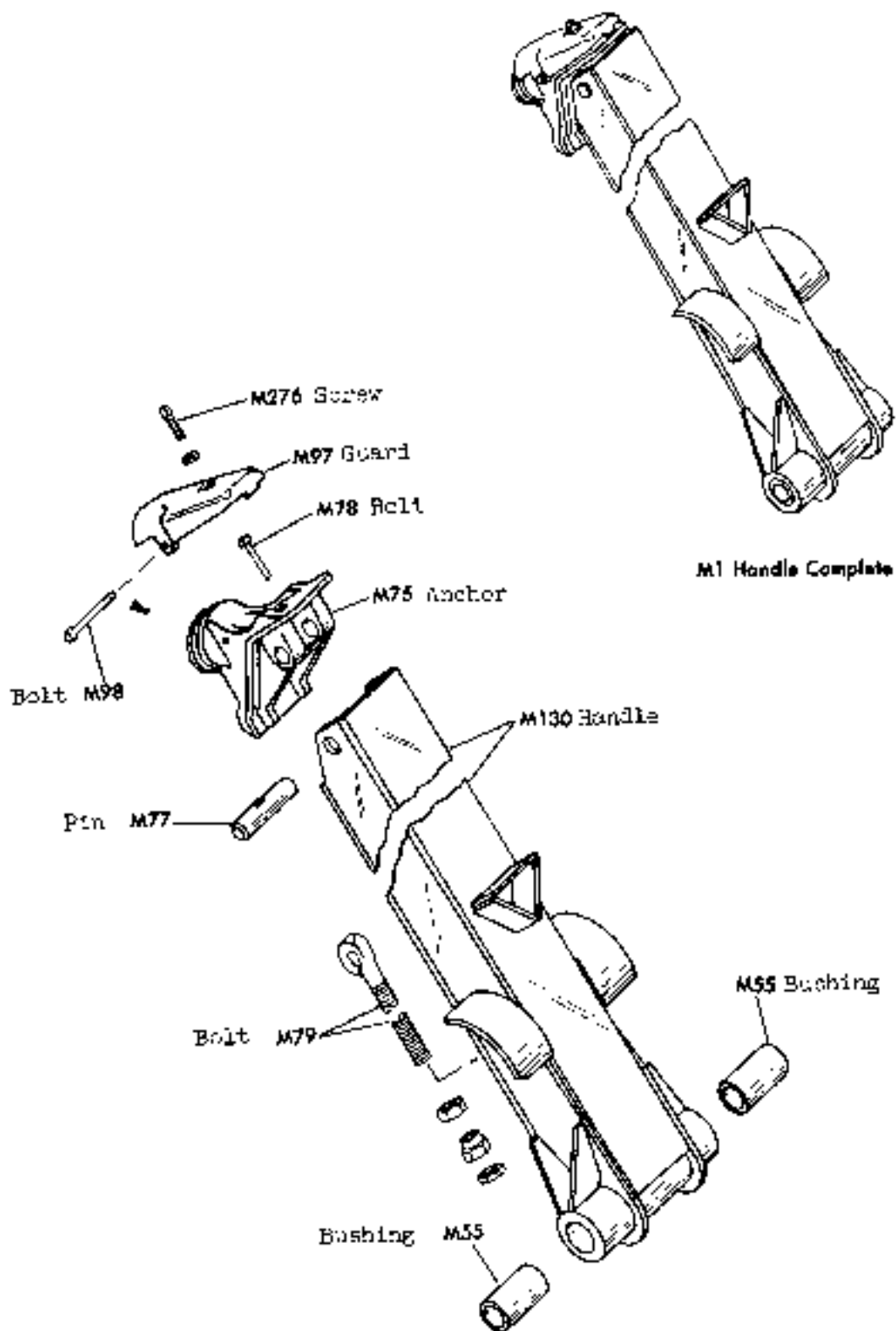


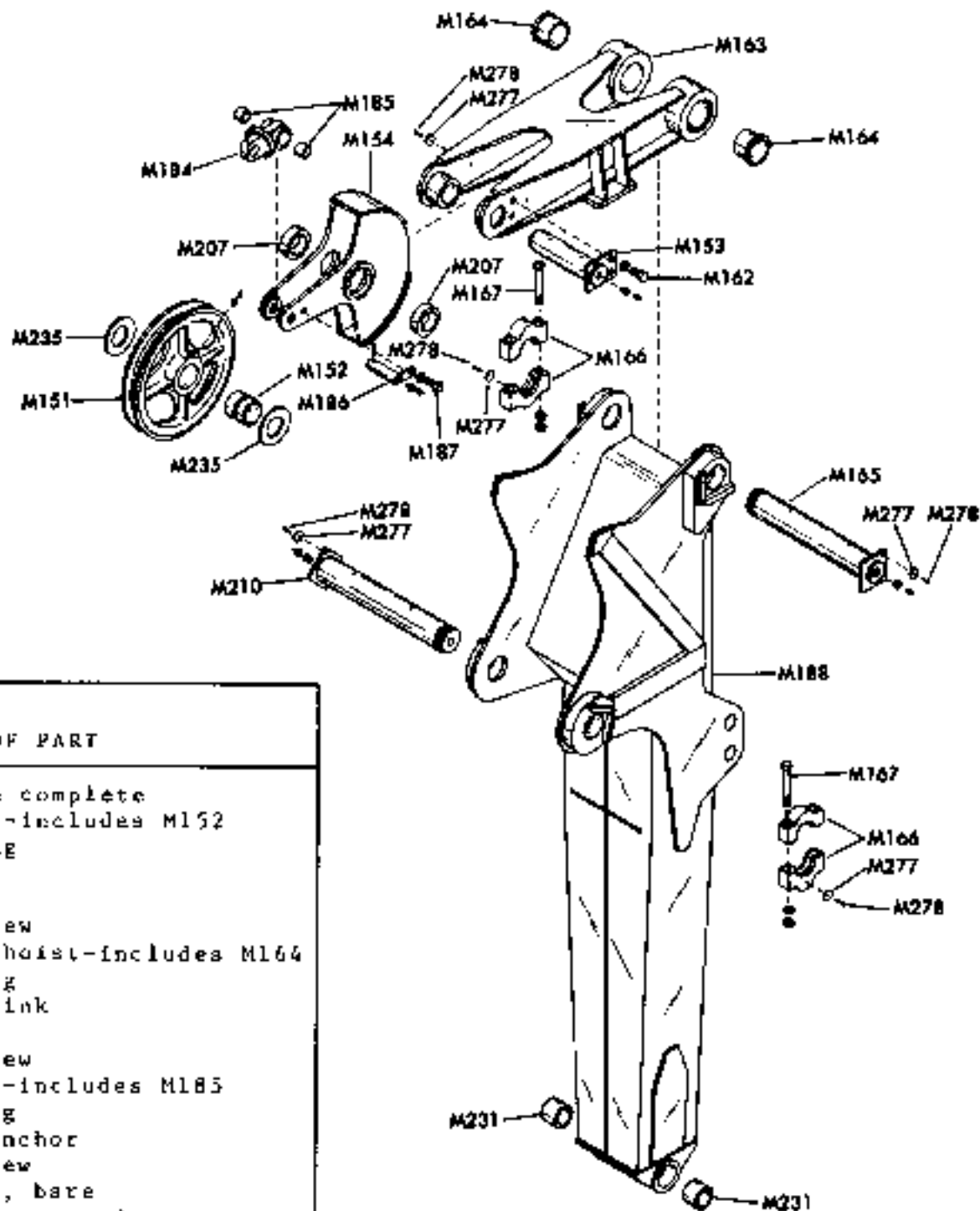
REF. NO.	NAME OF PART
LR15	Sheave
LR171	Roller
LR172	Pin
LR173	Pin
LR193	Bearing
LR194	Capscrew
LR195	Spacer
LR202	Bracket
LR203	Capscrew
LR209	Bracket
LR210	Capscrew
LR261	Pin



REF. NO.	NAME OF PART
LR2	Lever
LR3	Pin
LR23	Crank, bell
LR120	Rod, spring
LR200	Spring
LR205	Lever
LR207	Link
LR208	Pin
LR373	Pin



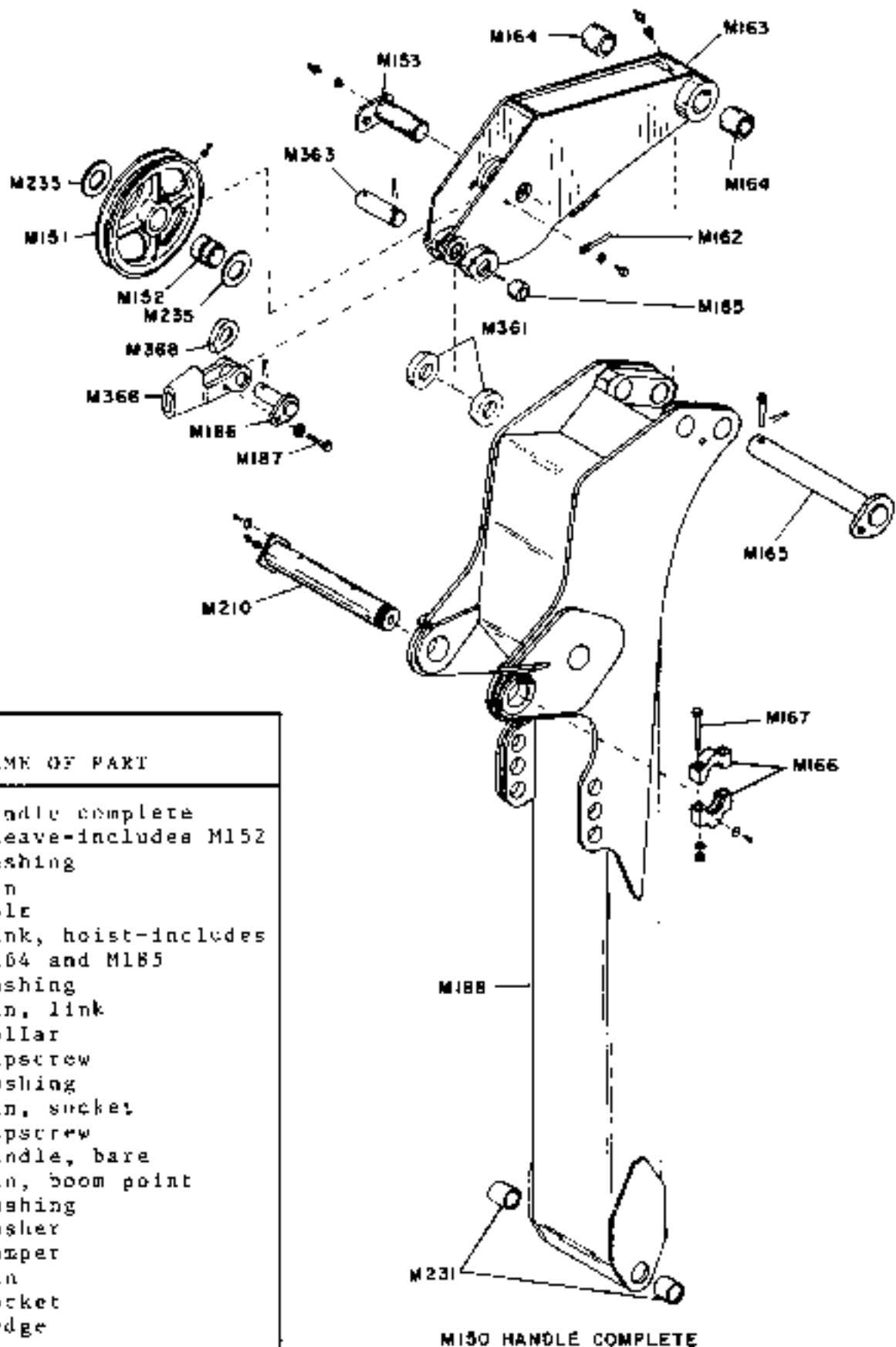




REF. NO.	NAME OF PART
M150	Handle complete
M151	Sheave-includes M152
M152	Bushing
M153	Pin
M154	Guard
M162	Capscrew
M163	Link, hoist-includes M164
M164	Bushing
M165	Pin, link
M166	Collar
M167	Capscrew
M184	Anchor-includes M185
M185	Bushing
M186	Pin, anchor
M187	Capscrew
M188	Handle, bare
M207	Bushing, guard
M210	Pin, boom point
M231	Bushing
M235	Washer
M277	Disc, lubrication
M278	Screw

M150 HANDLE COMPLETE

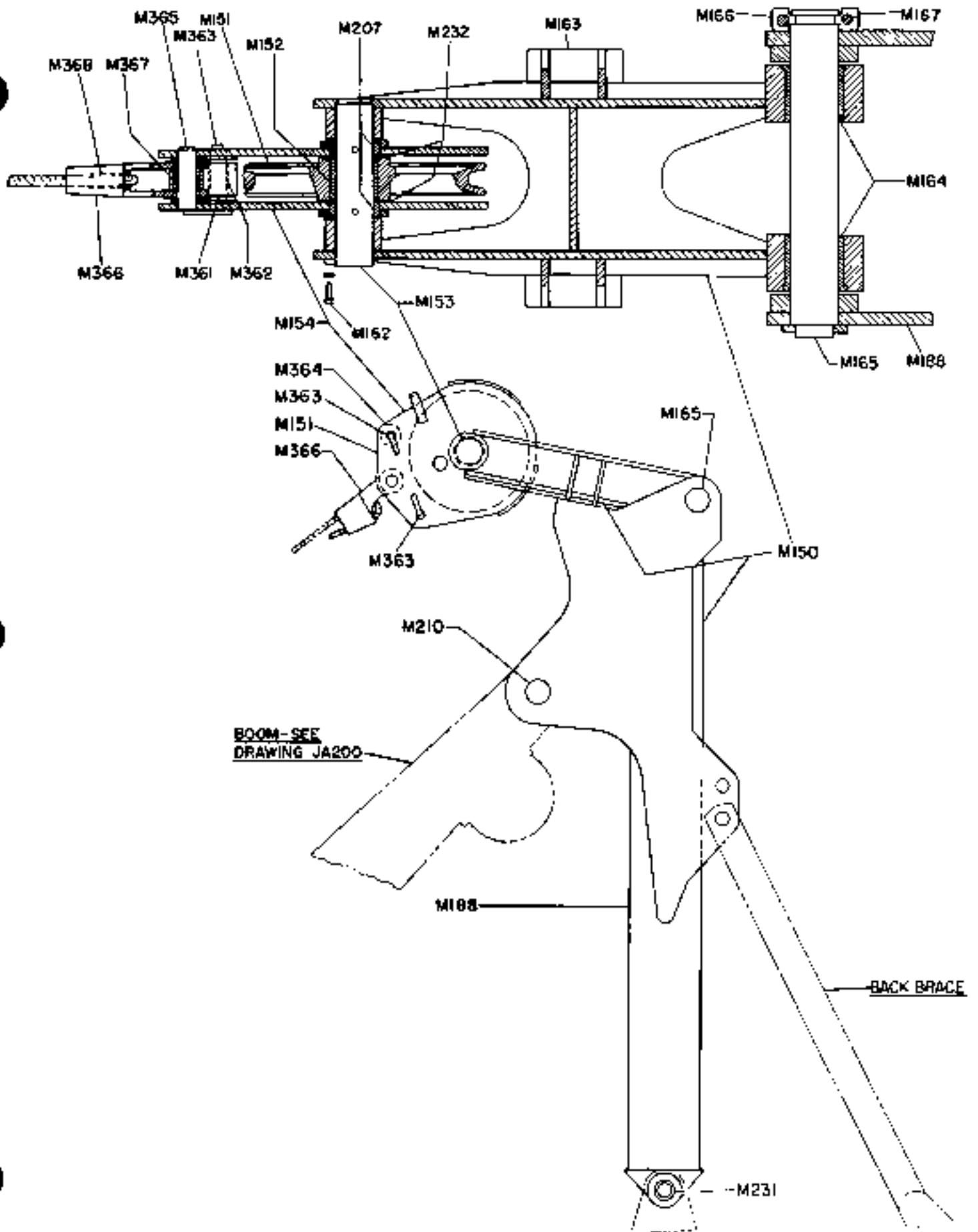
APPLICABLE TO SERIAL NUMBERS 121894 THRU 122612 ONLY

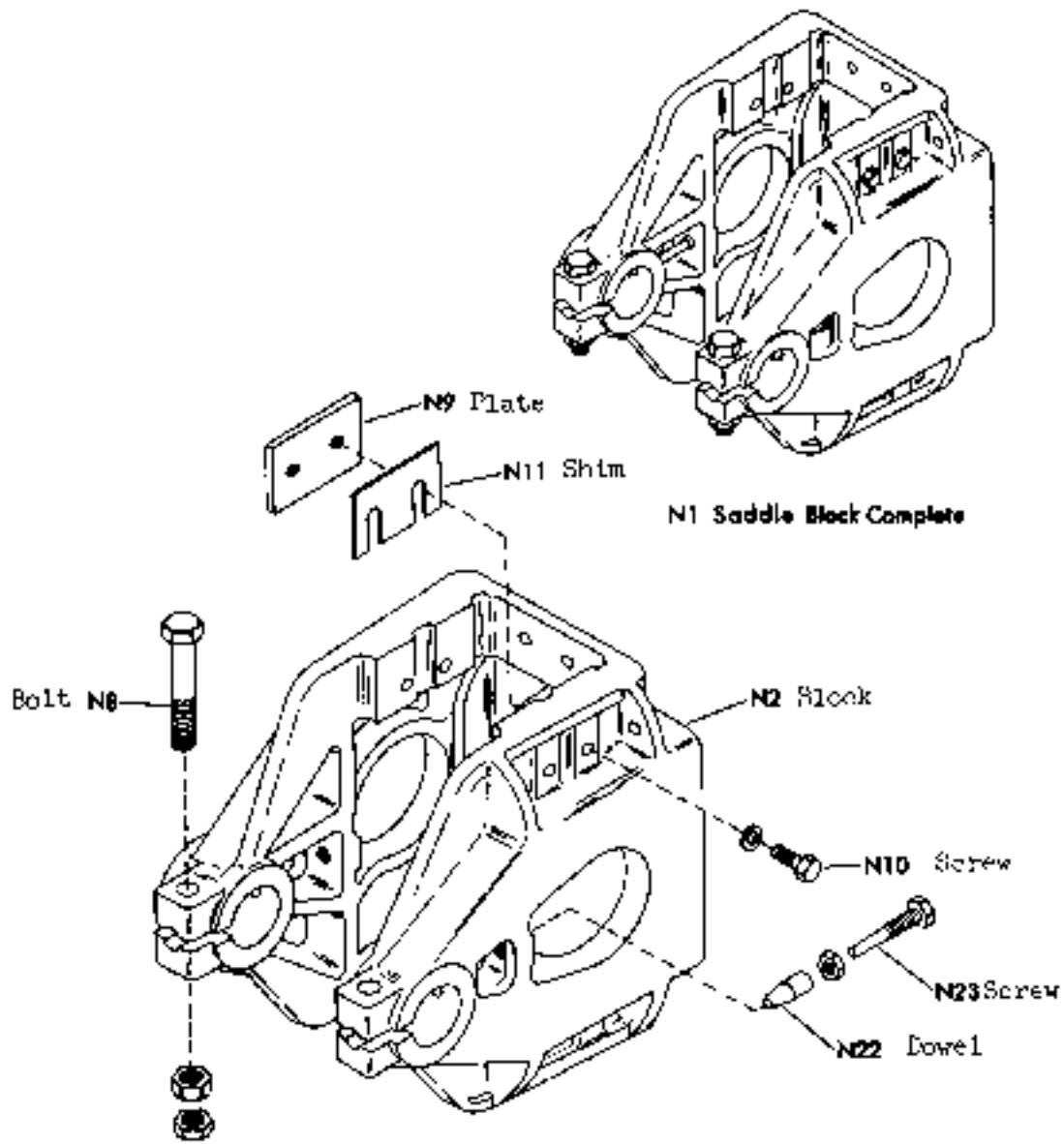


REF. NO.	NAME OF PART
M150	Handle complete
M151	Sheave-includes M152
M152	Bushing
M153	Pin
M162	Bolt
M163	Link, hoist-includes M164 and M185
M164	Bushing
M165	Pin, link
M166	Collar
M167	Capscrew
M185	Bushing
M186	Pin, socket
M187	Capscrew
M188	Handle, bare
M210	Pin, boom point
M231	Bushing
M235	Washer
M361	Bumper
M363	Pin
M366	Socket
M368	Wedge

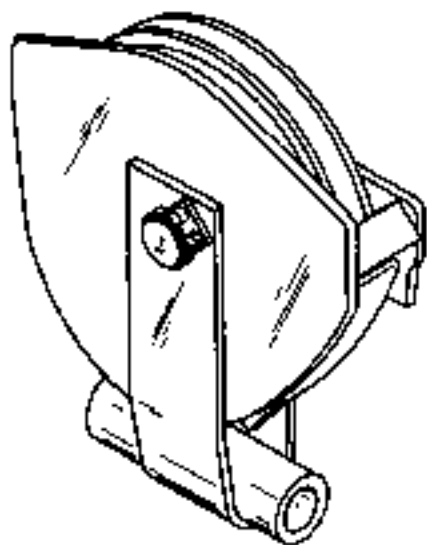
APPLICABLE ONLY TO SERIAL NUMBERS 122613 & UP

Ref. No.	Name of Part
M150	Handle & Hoist Link complete includes M151 thro M368
M151	Sheave, Hoist Link
M152	Bushing, Hoist Link Sheave
M153	Pin, Hoist Link Sheave
M154	Guard, Sheave
M162	Screw, Hoist Link Sheave Pin
M163	Link, Hoist
M164	Bushing, Hoist Link
M165	Pin, Hoist Link
M166	Collar, Link Pin Retainer
M167	Screw, Link Pin & Hinge Pin
M167	Lock
M188	Dipper Handle Bare - includes M231
M207	Bushing, Link Sheave Guard
M210	Pin, Boom Hoist Hinge
M231	Bushing, Handle End Pin
M232	Washer, Hoist Link Sheave
M361	Roller, Sheave Guard
M362	Bushing, Roller
M363	Pin, Roller
M364	Spacer, Roller
M365	Pin, Rope Socket
M366	Socket, Hoist Rope
M367	Bushing, Socket
M368	Wedge, Socket

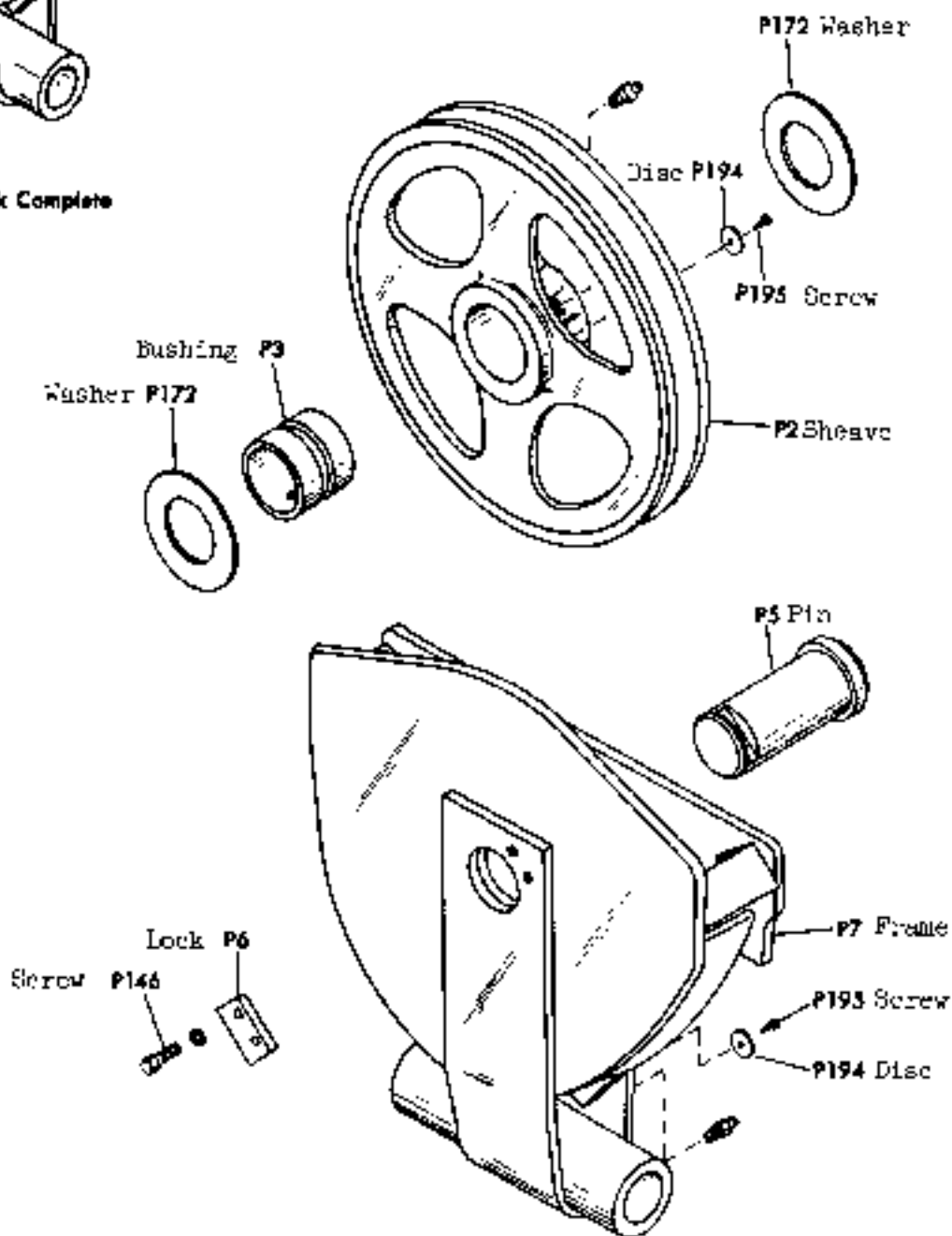


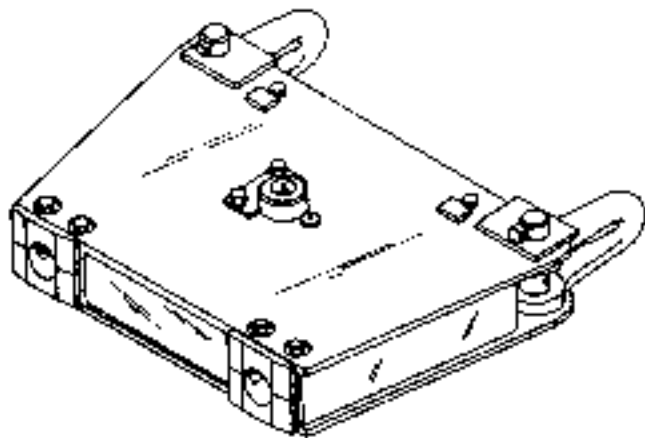


SADDLE BLOCK 25B-N100



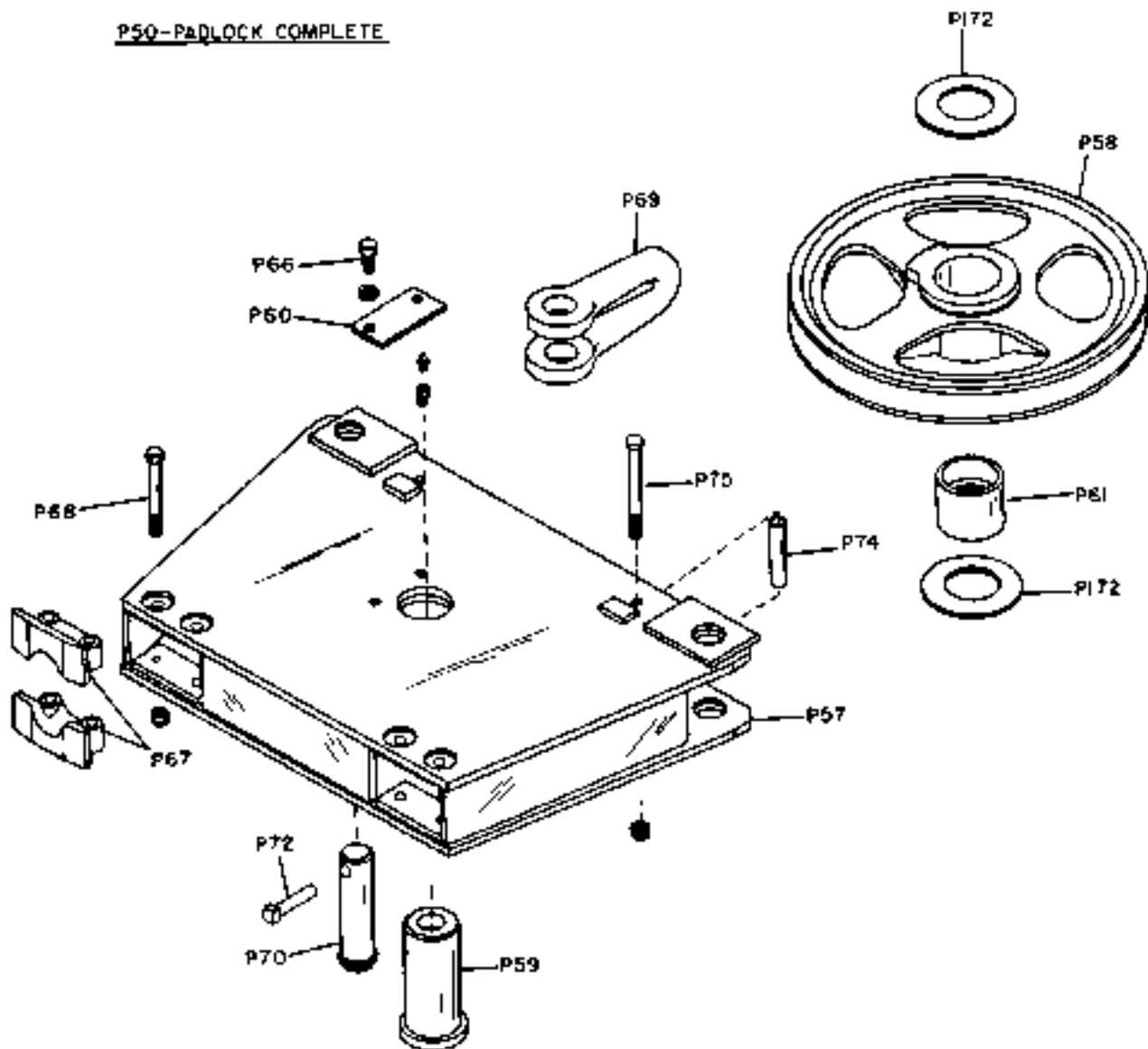
P1 Padlock Complete





P50-PADLOCK COMPLETE

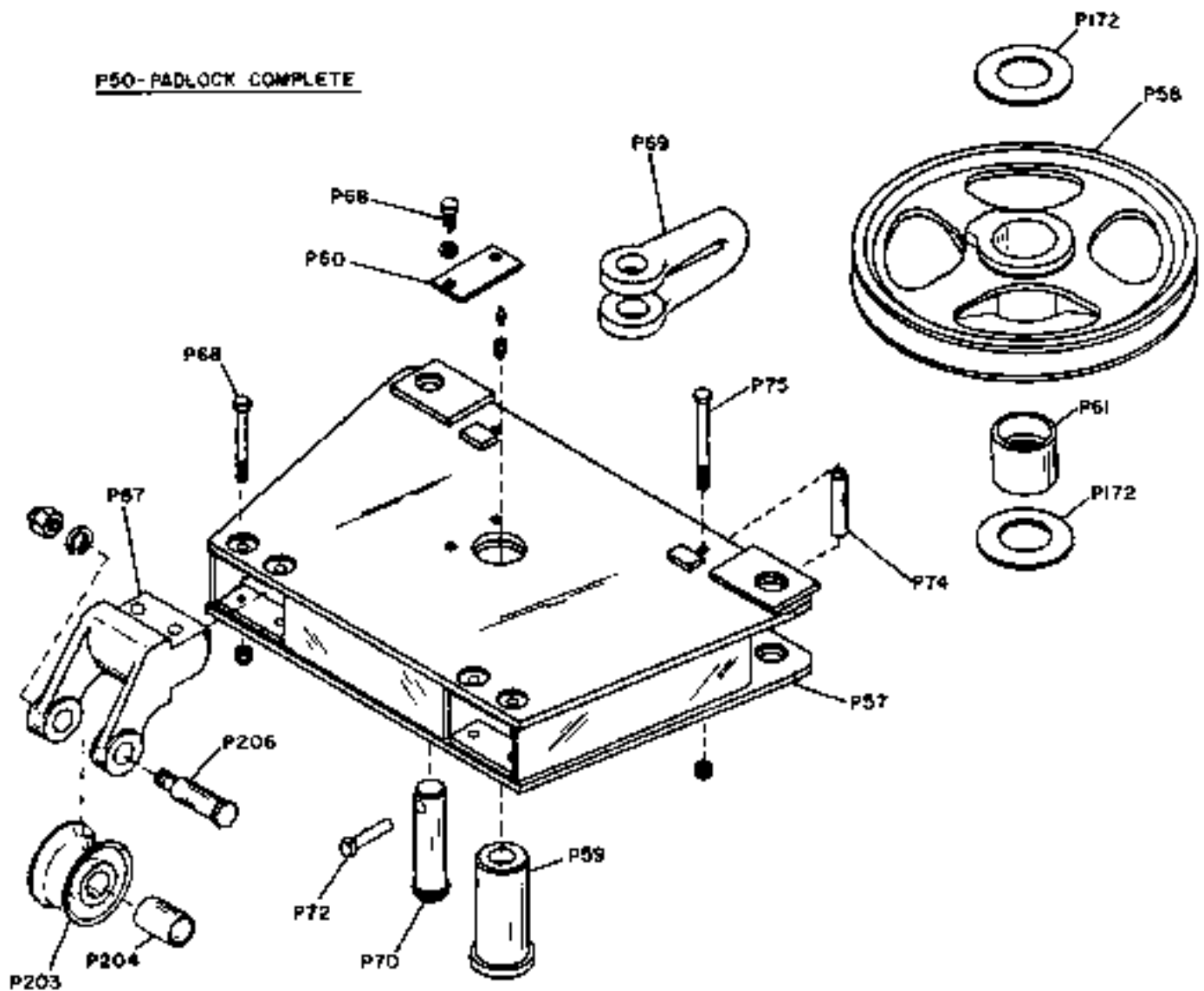
REF. NO.	NAME OF PART
P50	Padlock complete
P57	Frame
P58	Sheave-includes P61
P59	Pin, sheave
P60	Lock
P61	Bushing
P66	Capscrew
P67	Block
P68	Capscrew
P69	Shackle
P70	Pin
P72	Bolt
P74	Spacer
P75	Capscrew
PI72	Washer



APPLICABLE TO SERIAL NUMBERS 121994 THRU 122604 ONLY

REF. NO.	NAME OF PART	REF. NO.	NAME OF PART
P50	Padlock complete	P69	Shackle
P57	Frame	P70	Pin
P58	Sheave—includes P61	P72	Bolt
P59	Pin, sheave	P74	Spacer
P60	Lock	P75	Capscrew
P61	Bushing	P172	Washer
P66	Capscrew	P203	Sheave
P67	Bracket	P204	Bushing
P68	Capscrew	P206	Pin

P50-PADLOCK COMPLETE



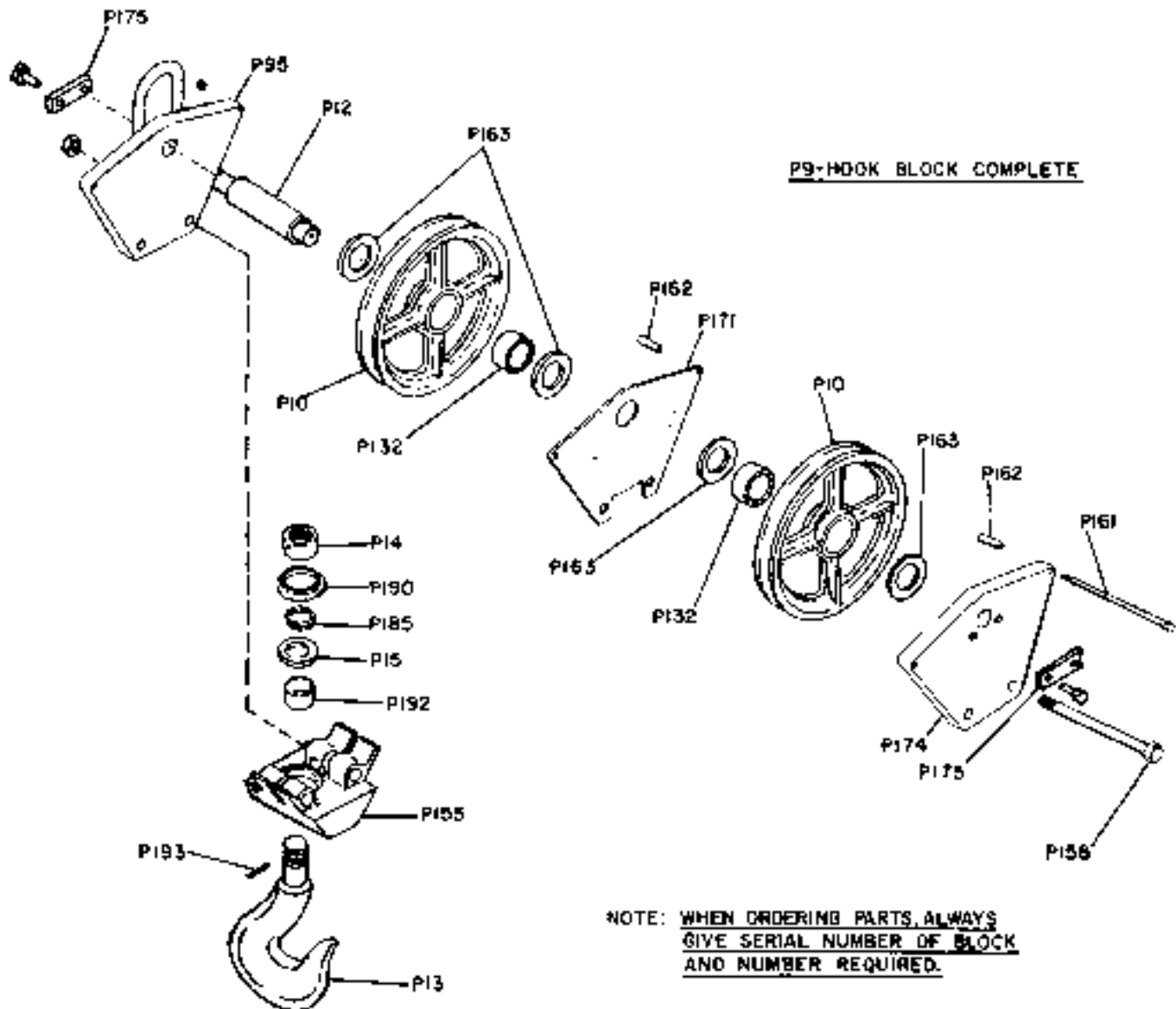
APPLICABLE ONLY TO SERIAL NUMBERS 122605 & UP

REISSUED 473

HOE PADLOCK

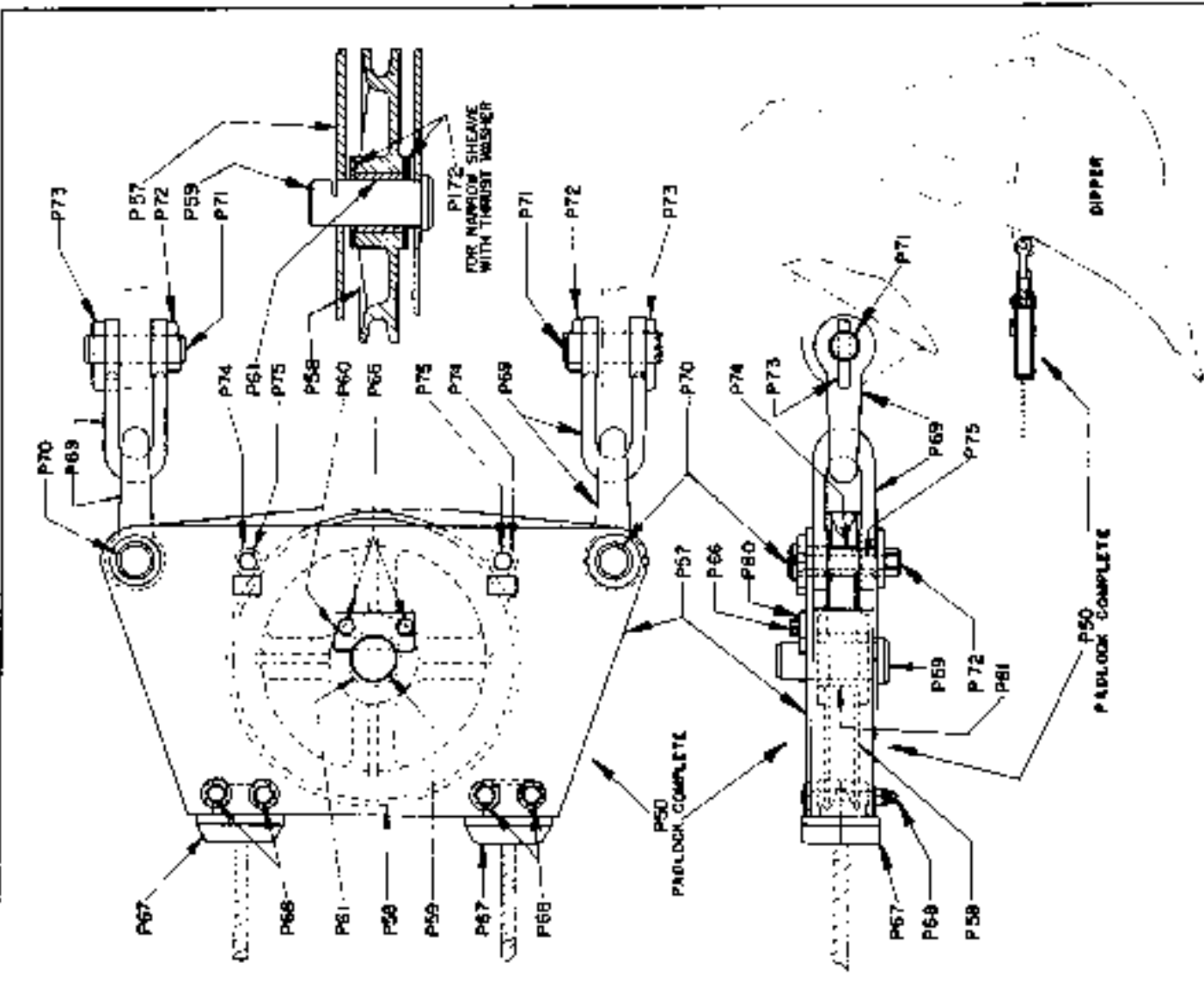
P201

REF. NO.	NAME OF PART	REF. NO.	NAME OF PART
P9	hook block complete- includes P10 thro P193	P161	Bolt
P10	Sheave	P162	Spacer
P12	Pin	P163	Washer
P13	Hook	P171	Plate
P14	Nut	P174	Plate
P15	Washer	P175	Plate
P95	Plate	P185	Washer
P132	Bearing	P190	Seal
P155	Swivel	P192	Bushing
P156	Bolt	P193	Pin



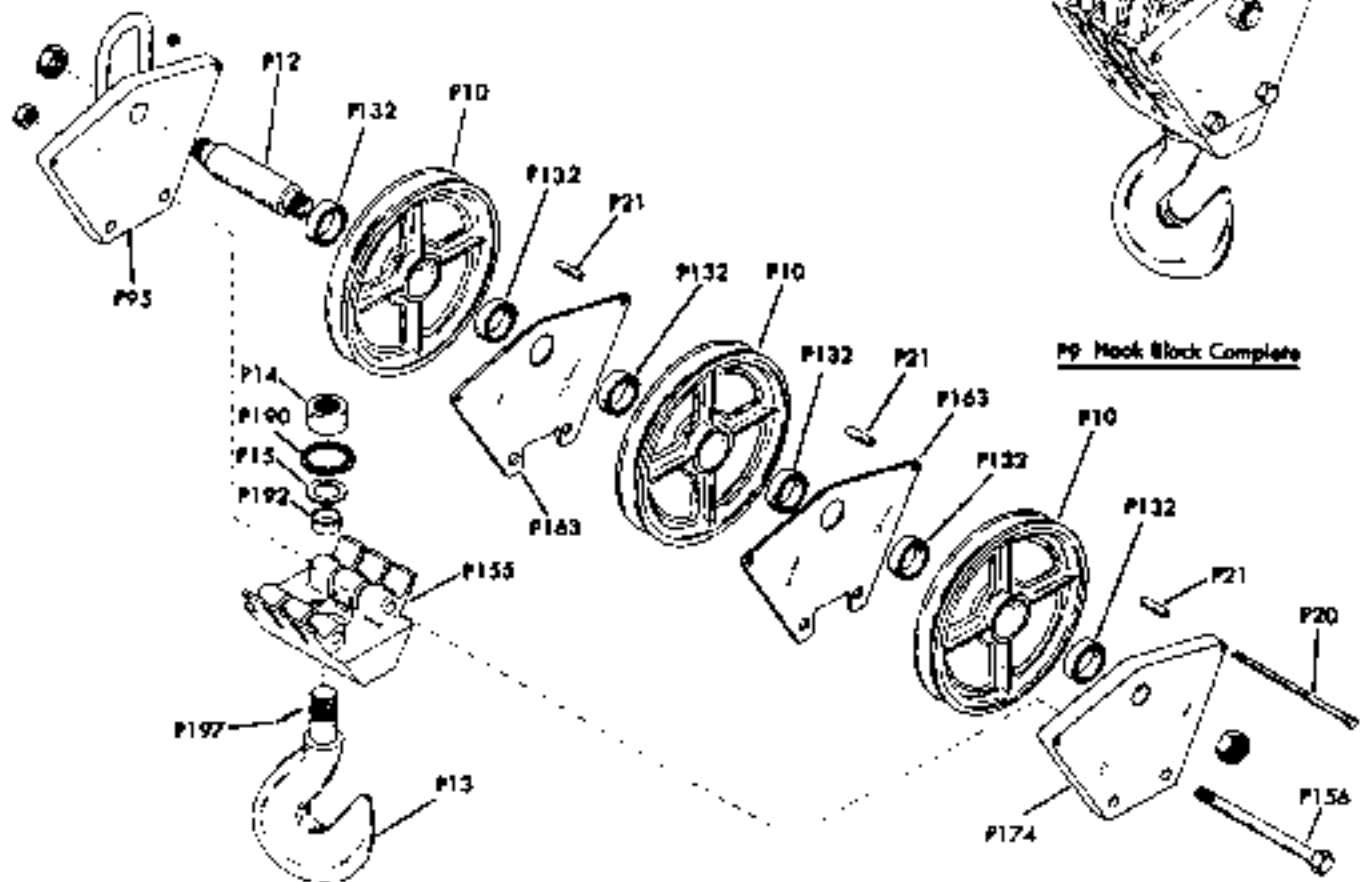
Part No.	Qty. Used	Name of Part
P50	1	Padlock complete - incl. P57 to P75
P57	1	Padlock frame
P58	1	Padlock sheave - incl. P61
P59	1	Shackle pin
P60	1	Shackle pin lock
P61*	1	Shackle pin lock cap screw
P62	2	Rope guide block (half set)
P63	4	Rope guide block bolts
P64	4	Padlock shackle - 2 furnished on some padlocks
P65	2	Shackle pin (in padlock)
P66	2	Shackle pin (in dipper) furnished with some padlocks
P67	4	Shackle pin lock bolt 2 furnished on some padlocks
P68	2	Shackle pin dowel
P69	2	Padlock frame spacer
P70	2	Padlock frame spacer bolt
P71	2	Bushing thru st. washer

*Specify whether bushing is for narrow sheave with thrust washers or for wide sheave without thrust washer



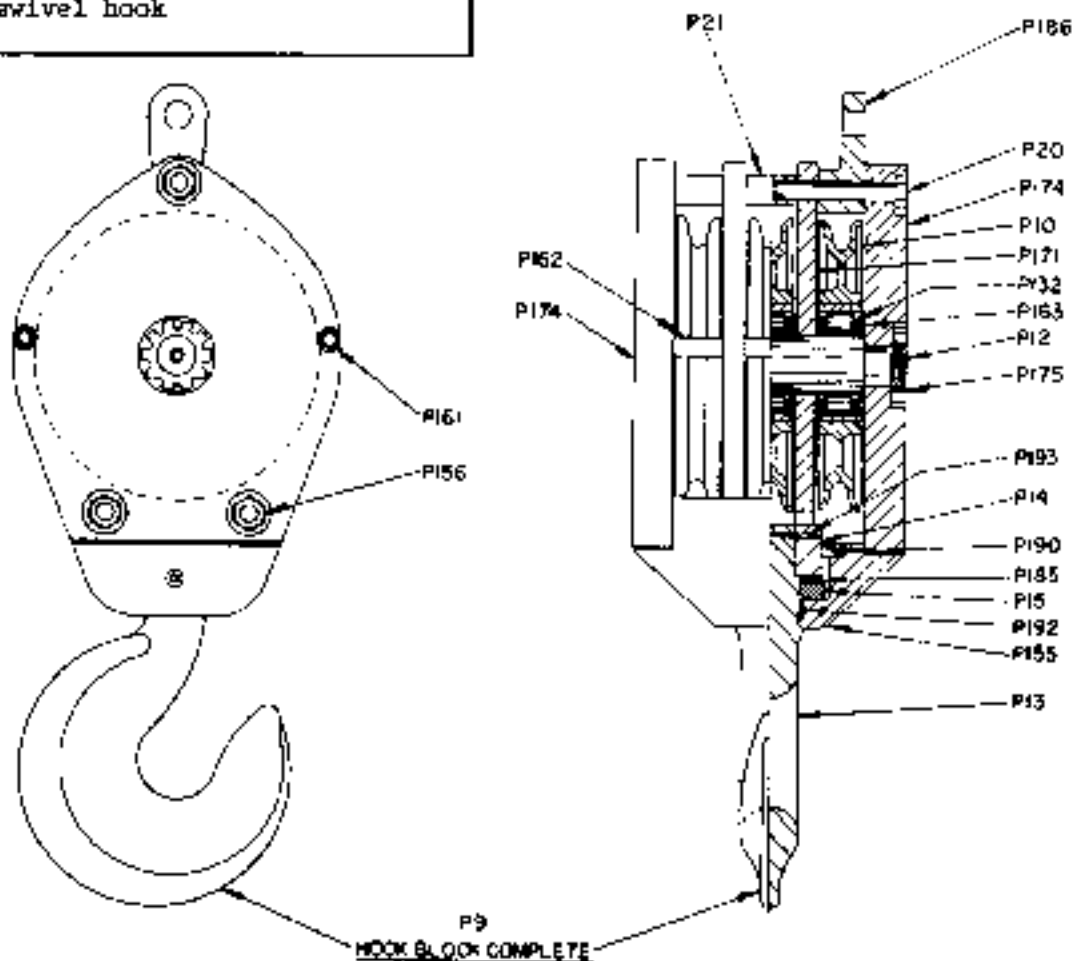
15B
7780P
to
7834P
226
7216P
to
8234P
328
8310P
8013P
8312P

REF. NO.	NAME OF PART
P9	Hook block complete
P10	Sheave
P12	Pin
P13	Hook
P14	Nut
P15	Washer
P20	Bolt
P21	Spacer
P05	Plate
P132	Bearing
P155	Case
P156	Bolt
P163	Plate, center
P174	Plate
P190	Seal
P192	Bushing
P197	Pin



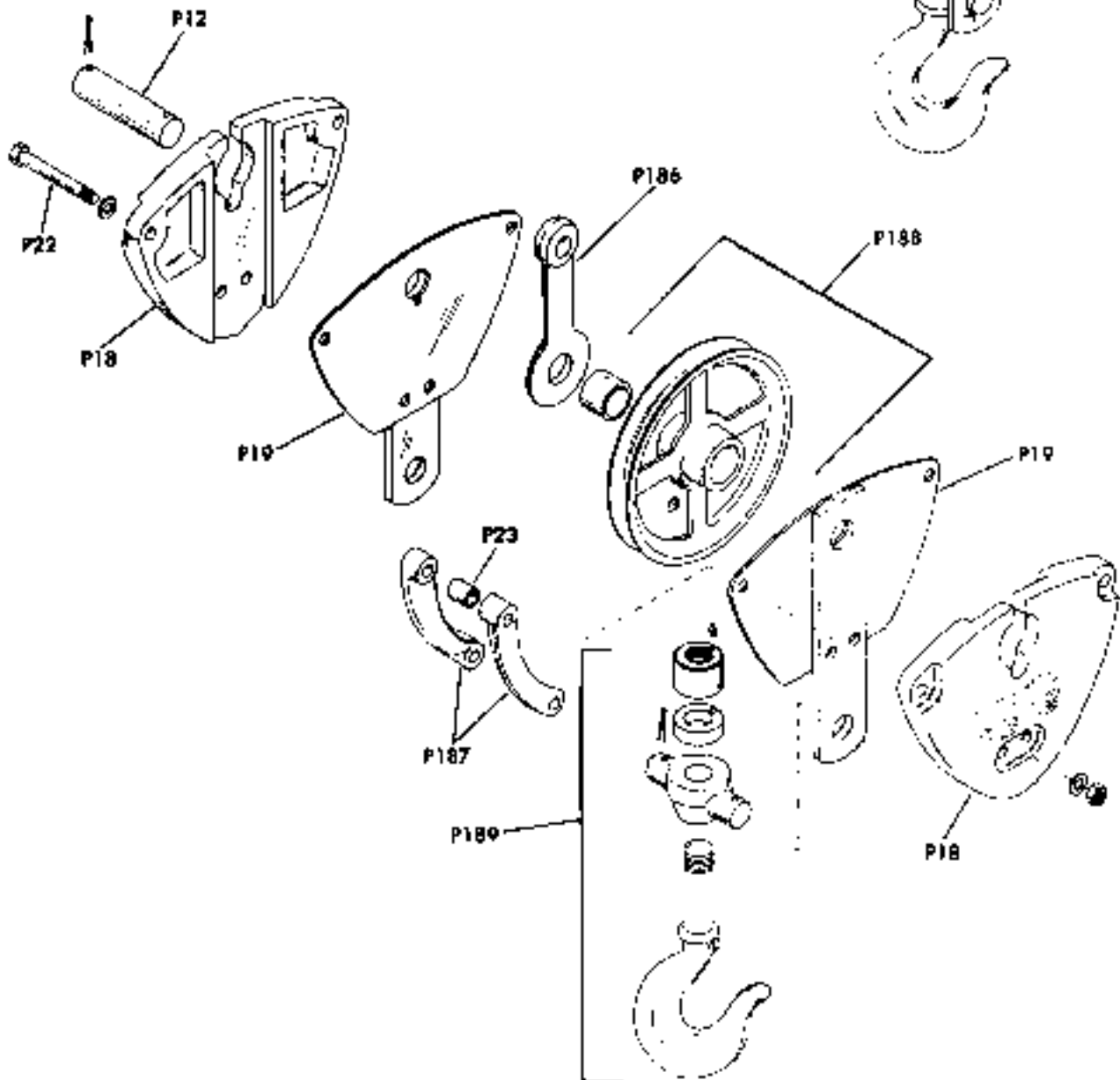
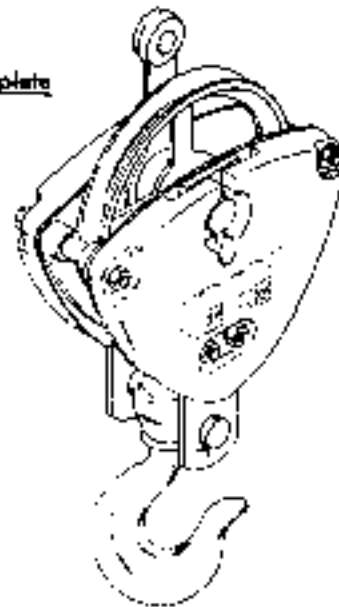
NOTE: When Ordering Parts, Always Give Serial Number of Block

Ref. No.	Name of Part
F9	Hook block complete includes P10 thru P193
F10	Sheave
F12	Pin, sheave
F13	Hook, swivel
F14	Nut, hook
F15	Washer, swivel hook adapter
F20	Bolt, becket
F21	Spacer, becket bolt
F132	Bearing, sheave roller
F155	Case, hook swivel
F156	Bolt, hook block lower
F161	Bolt, hook block spacer
F162	Spacer, spacer bolt
F163	Washer, sheave thrust
F171	Plate, center
F174	Plate, side
F175	Nut, sheave pin
F185	Washer, swivel hook thrust
F186	Becket
F190	Seal, swivel hook grease
F192	Bushing, swivel hook
F193	Key, swivel hook

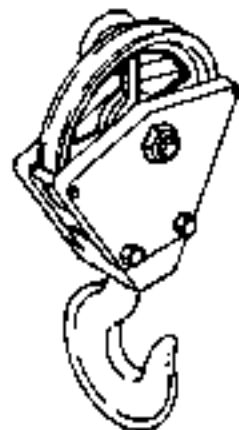


REF. Nbr.	NAME OF PART
P9	Hook block complete
P12	Pin
P10	Weight, cheek
P19	Shell & strap assembly
P22	Bolt
P23	Spacer
P186	Bracket
P187	Filler
P188	Sheave assembly
P189	Swivel hook assembly

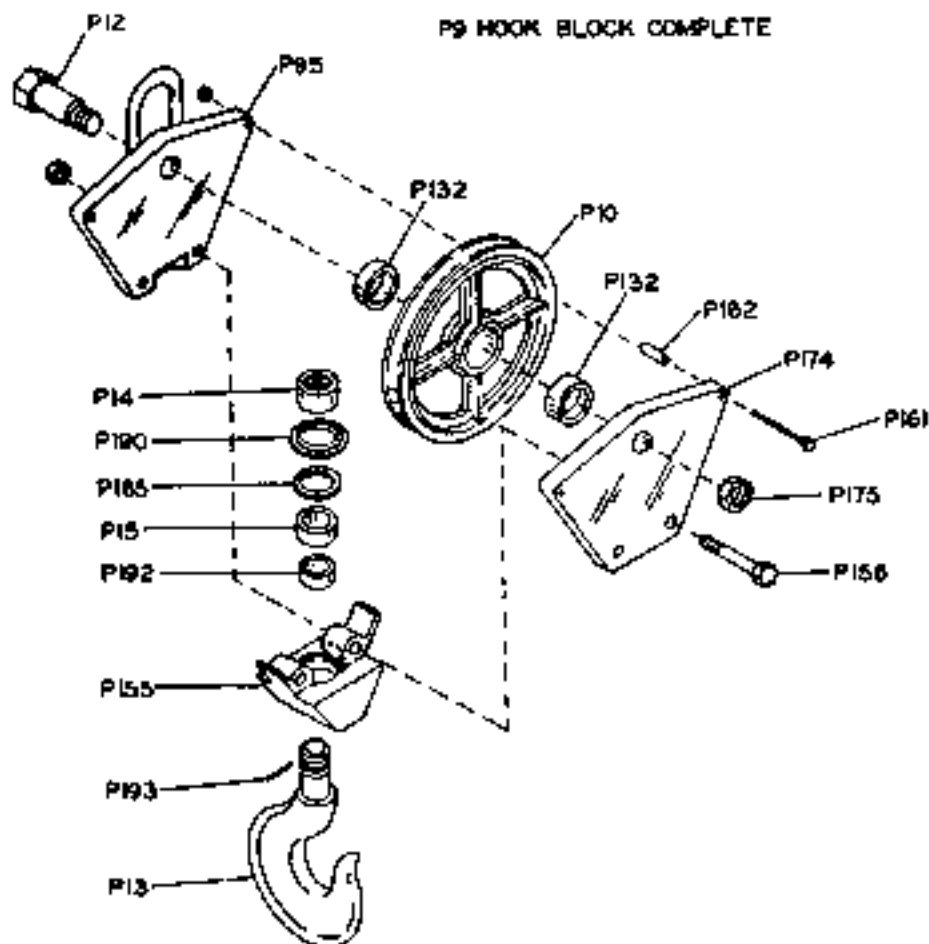
P9 Hook Block Complete



REF. NO.	NAME OF PART
P9	Hook block complete
P10	Sheave
P12	Pin
P13	Hook
P14	Nut, hook
P15	Washer
P95	Plate, side
P132	Bearing
P155	Case, swivel
P156	Bolt, lower
P161	Bolt, spacer
P162	Spacer
P174	Plate, side
P175	Nut, center pin
P185	Washer, thrust
P190	Seal
P192	Bushing
P193	Key

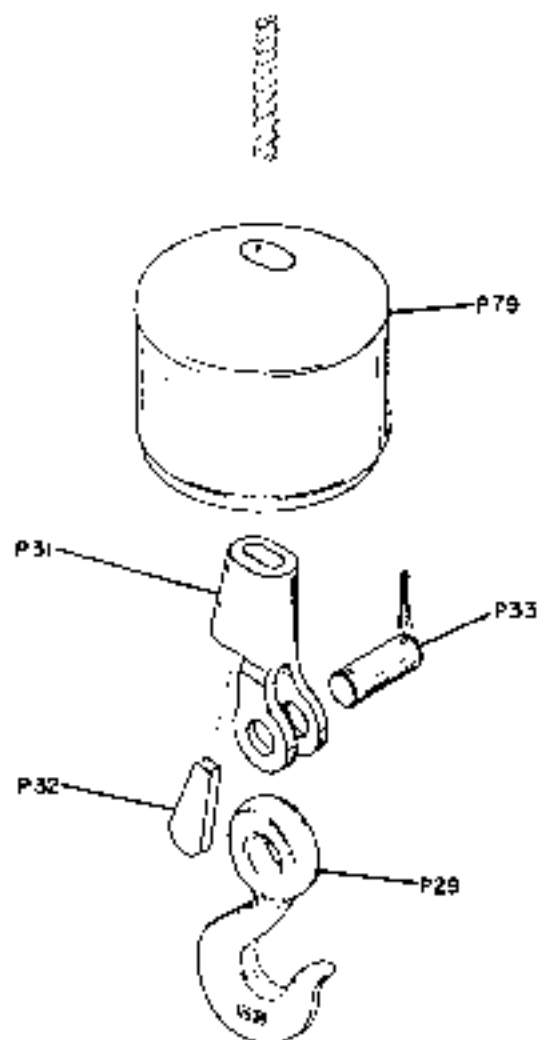


P9 HOOK BLOCK COMPLETE

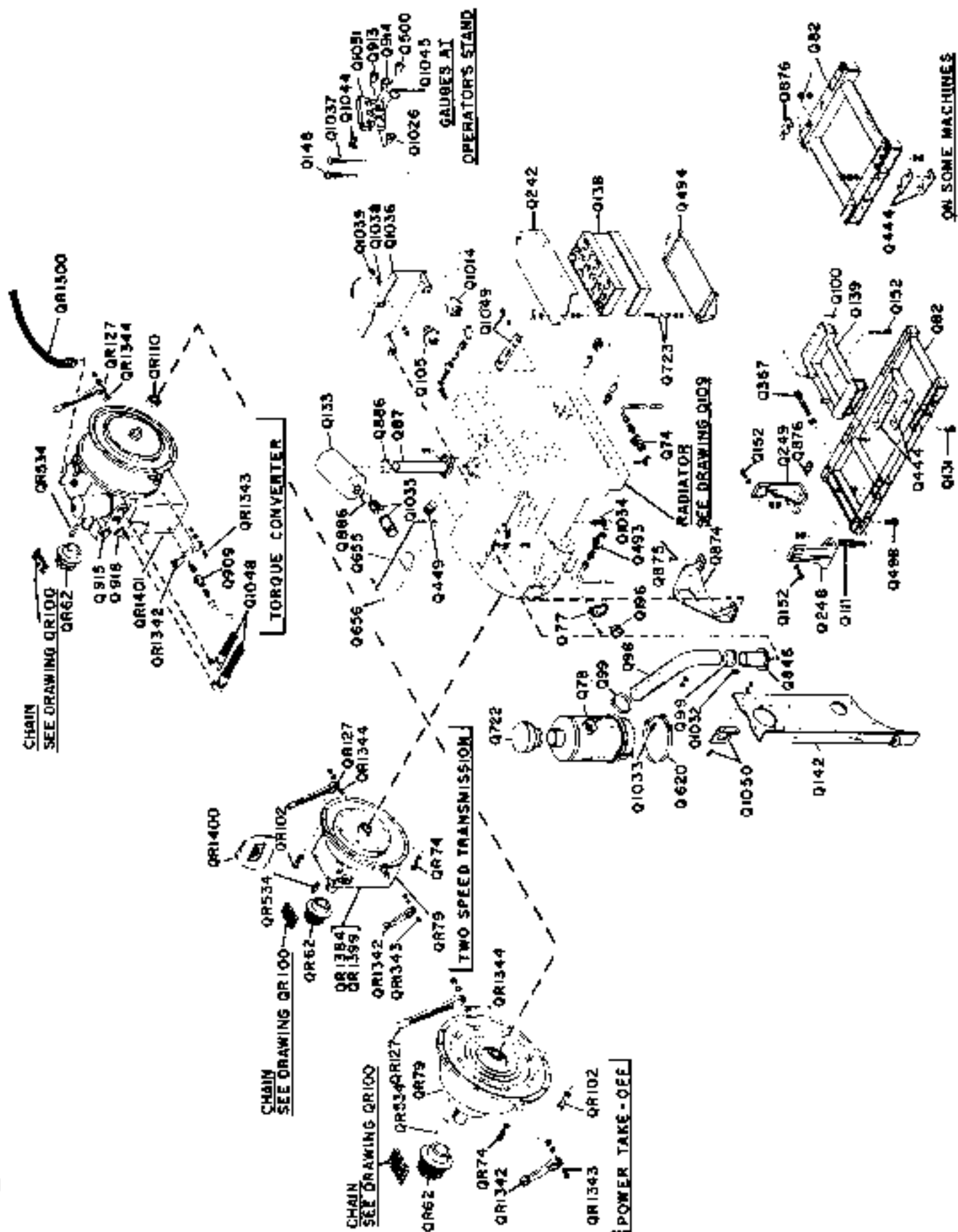




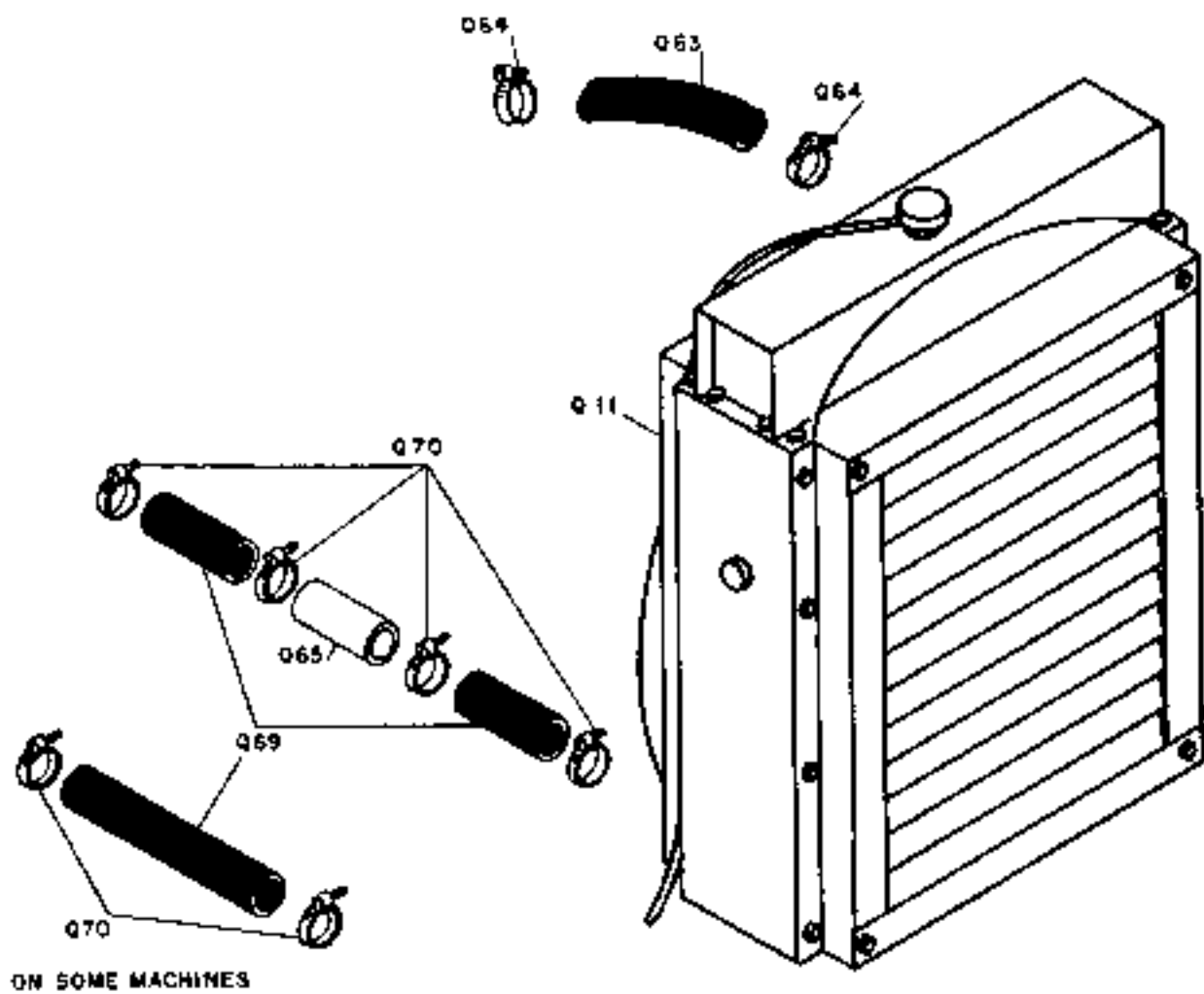
REF. NO.	NAME OF PART
P29	Hook
P31	Socket
P32	Wedge
P33	Pin
P79	Weight



REF. NO.	NAME OF PART	REF. NO.	NAME OF PART	REF. NO.	NAME OF PART
Q74	Cock	Q620	Band	Q1049	Bracket
Q77	Bracket	Q655	Plate	Q1050	Bracket
Q78	Cleaner	Q656	Capacrew	Q1051	Panel
Q82	Base	Q722	Hood	QR62	Sprocket
Q87	Pipe	Q723	Bolt	QR74	Capacrew
Q98	Robe	Q846	Flange	QR79	Power take-off complete-
Q99	Clamp	Q874	Support		for direct drive clutch
Q100	Capacrew	Q875	Bolt		component parts see
Q105	Gauge, oil pressure-sender	Q876	Shim		drawing QR400 for Twin Disc
Q111	Capacrew	Q886	Clamp		or QR500 for Rockford.
Q131	Capacrew	Q909	Cock		For two speed transmission
Q133	Muffler	Q913	Gauge, oil temperature		clutch component parts see
Q138	Battery	Q914	Gauge, oil pressure		drawing QR416.
Q139	Base	Q915	Gauge, oil temperature-sender	QR102	Capacrew
Q142	Bracket, air cleaner	Q916	Gauge, oil pressure-sender	QR110	Bearing, pilot
Q148	Switch	Q1014	Switch, oil pressure-sender	QR127	Lever
Q152	Capacrew	Q1026	Gauge, water temperature	QR534	Key
Q196	Gauge, fuel	Q1032	Capacrew	QR1300	Shaft, governor drive
Q242	Cover	Q1033	Capacrew	QR1342	Lever
Q248	Support, right hand	Q1034	Plug, drain	QR1343	Capacrew
Q249	Support, left hand	Q1035	Pipe	QR1344	Capacrew
Q367	Bolt	Q1036	Guard	QR1384	Transmission with over-drive
Q444	Shim	Q1037	Control, stop		For component parts see drawing QR600
Q449	Gauge, water temperature-sender	Q1038	Clip	QR1399	Transmission with under-drive
Q493	Cock	Q1039	Screw	QR1400	Plate
Q494	Support	Q1044	Adapter, voltage	QR1401	Converter, torque-
Q498	Capacrew	Q1045	Plug		for component parts
Q500	Gauge, oil pressure	Q1048	Hose		see converter catalog



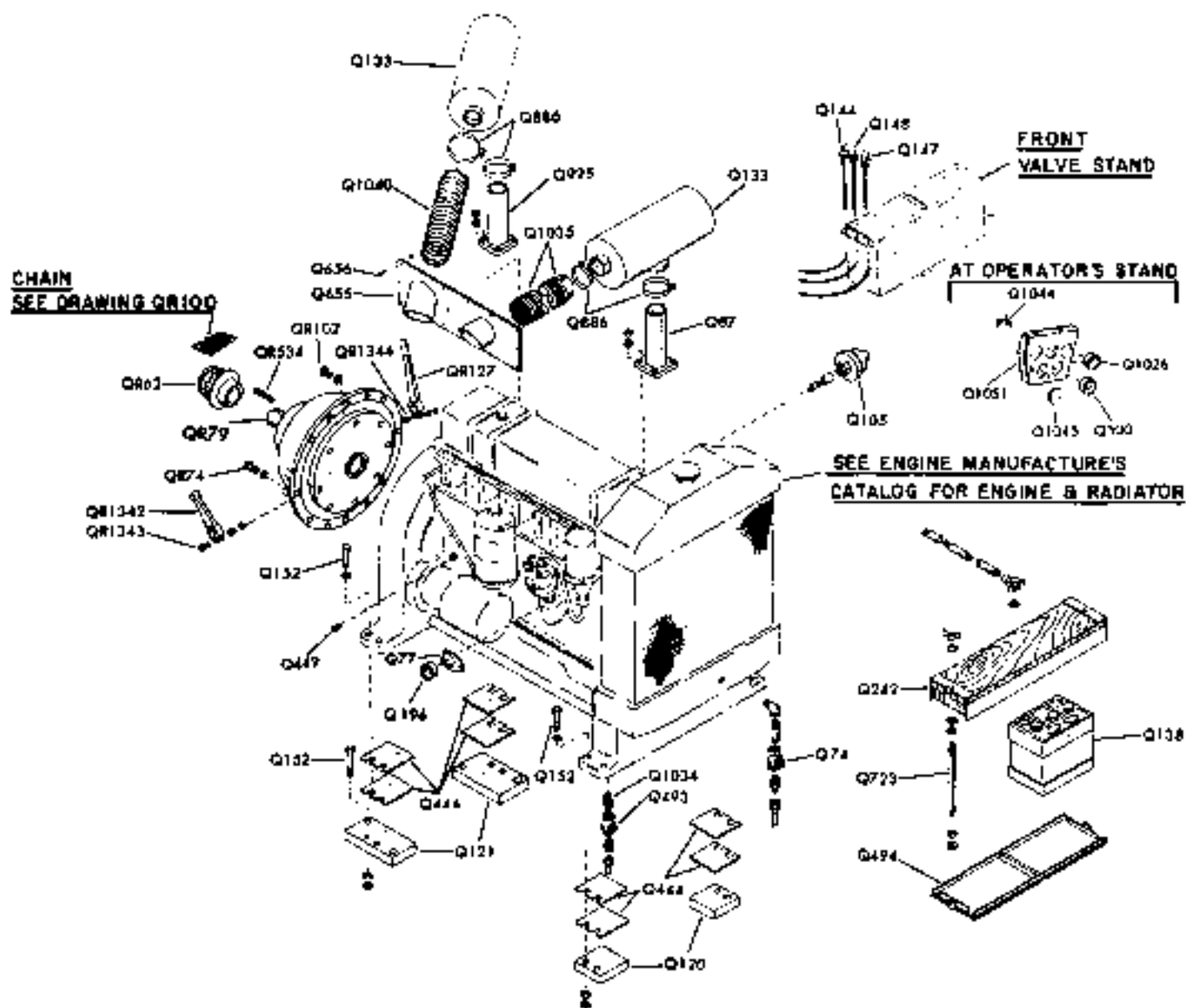
GMC 4-71 (4057C) DIESEL ENGINE WITH POWER TAKE-OFF, TORQUE CONVERTER OR TWO SPEED TRANSMISSION Q102



REF. NO.	NAME OF PART
Q11	RADIATOR COMPLETE
Q63	HOSE, UPPER
Q64	CLAMP, HOSE
Q65	CONNECTION, RADIATOR OUTLET
Q69	HOSE, LOWER
Q70	CLAMP, HOSE

APPLICABLE ONLY TO SERIAL NUMBERS 126233 & UP—POWER TAKE-OFF
 APPLICABLE ONLY TO SERIAL NUMBERS 126476 & UP—TORQUE CONVERTER
 FOR OTHER MACHINES SEE ENGINE CATALOG.

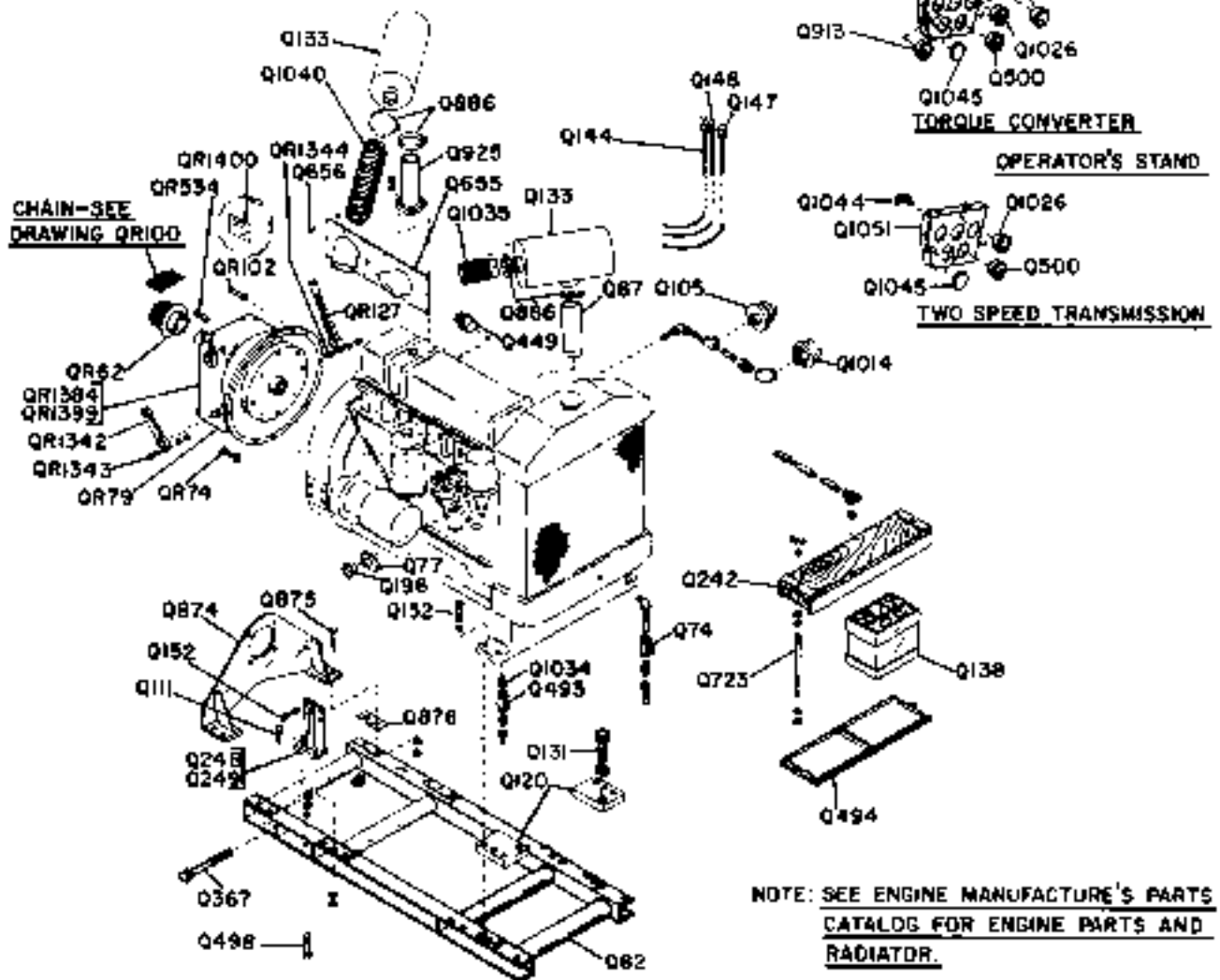
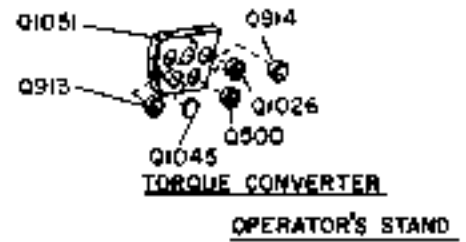
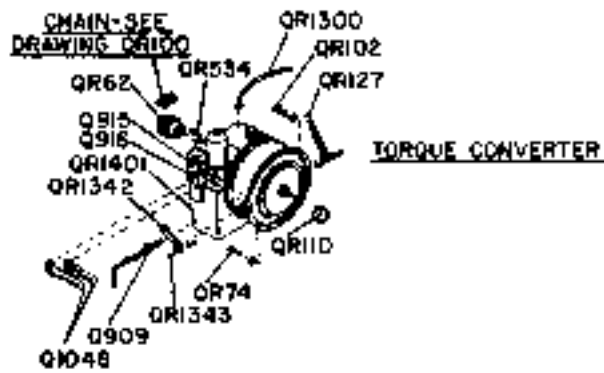
REF. NO.	NAME OF PART	REF. NO.	NAME OF PART
Q74	Cock	Q723	Bolt, rod
Q77	Bracket	Q886	Clamp
Q87	Pipe, exhaust right hand	Q925	Pipe, exhaust left hand
Q105	Gauge, oil pressure-sender	Q1026	Gauge, water temperature
Q120	Pad, front	Q1034	Plug, drain
Q121	Pad, rear	Q1035	Pipe, extension right hand
Q133	Muffler	Q1040	Pipe, extension left hand
Q138	Battery	Q1044	Adpater, voltage
Q144	Control, choke	Q1045	Plug, button
Q147	Switch, ignition	Q1051	Panel
Q148	Switch, starter	QR62	Sprocket
Q152	Capscrew	QR74	Capscrew
Q196	Gauge, fuel	QR79	Power take-off complete- for component parts see drawing QR400 or QR500
Q242	Cover	QR102	Capscrew
Q444	Shim	QR127	Lever
Q449	Gauge, water temperature-sender	QR534	Key
Q493	Cock	QR1342	Lever
Q494	Support	QR1343	Capscrew
Q500	Gauge, oil pressure	QR1344	Capscrew
Q655	Plate, cab adapter		
Q656	Screw		



NOTE: ALL TUBING NOT ILLUSTRATED ON THIS DRAWING OR IN ENGINE CATALOG MUST BE ORDERED BY DESCRIPTION & LOCATION.

REF. NO.	NAME OF PART	REF. NO.	NAME OF PART
Q74	Cock	Q914	Gauge, oil pressure
Q77	Bracket	Q915	Gauge, oil temperature-sender
Q82	Base	Q916	Gauge, oil pressure-sender
Q87	Pipe, exhaust right hand	Q95	Pipe
Q105	Gauge, oil pressure-sender	Q1014	Switch, oil pressure
Q111	Capscrew	Q1026	Gauge, water temperature
Q120	Pad-torque converter only	Q1034	Plug, drain
Q131	Capscrew-torque converter only	Q1035	Pipe
Q133	Muffler	Q1040	Pipe
Q138	Battery	Q1044	Adapter, voltage
Q144	Choke-torque converter only	Q1045	Plug, button
Q147	Switch, ignition	Q1048	Hose, converter
Q148	Switch, starter	Q1051	Panel
Q152	Capscrew	QR62	Sprocket
Q196	Gauge, fuel	QR74	Capscrew
Q242	Cover	QR79	Clutch complete-for component parts see drawing QR416
Q248	Support	QR102	Capscrew
Q249	Support	QR110	Bearing, pilot-converter only
Q367	Bolt, adjusting	QR127	Lever
Q449	Gauge, water temperature-sender	QR534	Key
Q493	Cock	QR1300	Shaft, governor drive
Q494	Support	QR1342	Lever
Q498	Capscrew	QR1343	Capscrew
Q500	Gauge, oil pressure	QR1344	Capscrew
Q655	Plate, cab adapter	QR1384	Two speed transmission with overdrive-for component parts see drawing QR600
Q656	Screw	QR1399	Two speed transmission with underdrive
Q723	Bolt	QR1400	Plate
Q874	Support	QR1401	Torque converter-for component parts see converter catalog
Q875	Capscrew		
Q876	Shim		
Q886	Clamp		
Q909	Cock		
Q913	Gauge, oil temperature		

**GASOLINE ENGINE
WITH TWO SPEED TRANSMISSION
OR TORQUE CONVERTER-I.H.C. U-501**

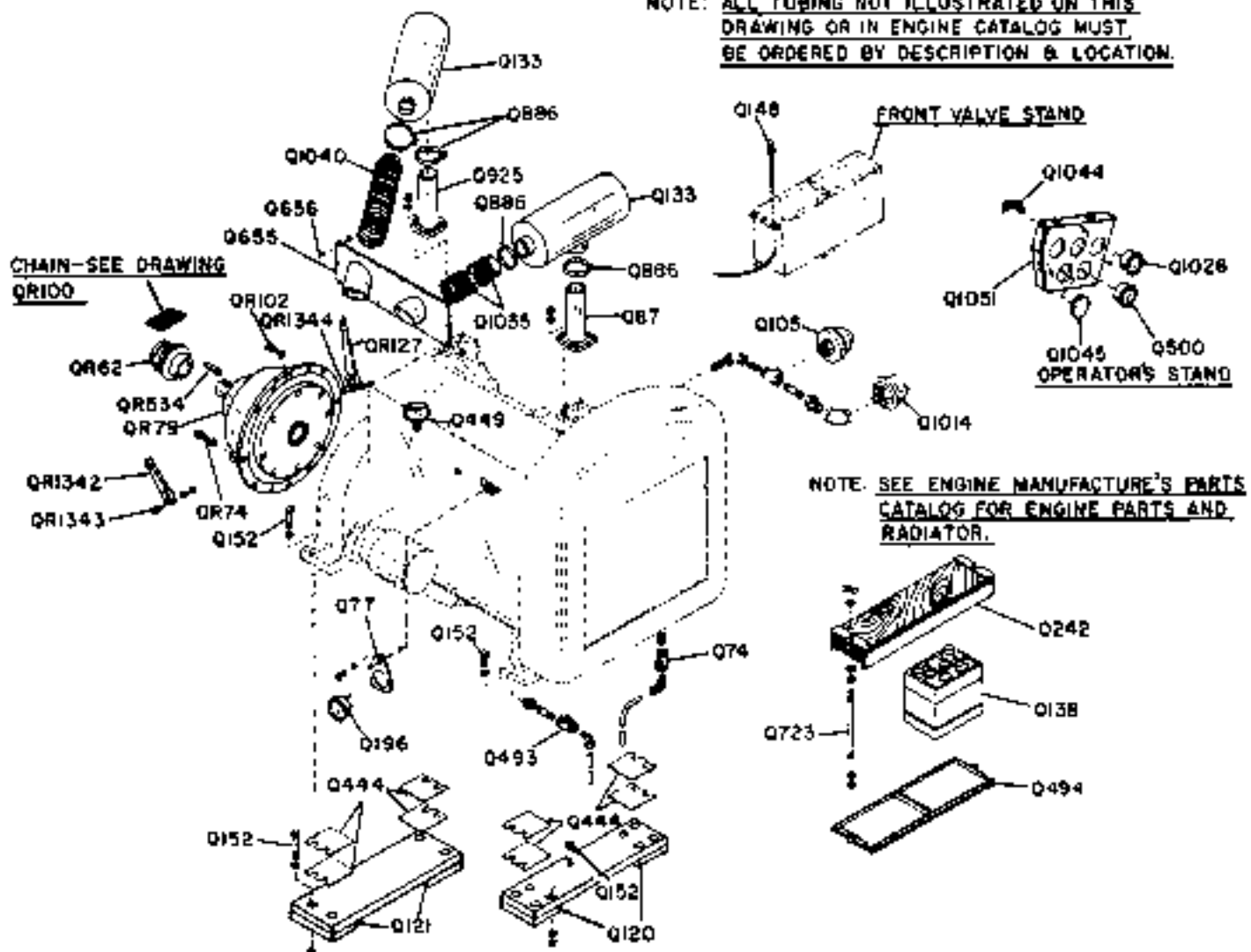


NOTE: ALL TUBING NOT ILLUSTRATED ON THIS DRAWING OR IN ENGINE CATALOG MUST BE ORDERED BY DESCRIPTION & LOCATION.

**GASOLINE ENGINE
WITH TWO SPEED TRANSMISSION
OR TORQUE CONVERTER-I.H.C. U-501**

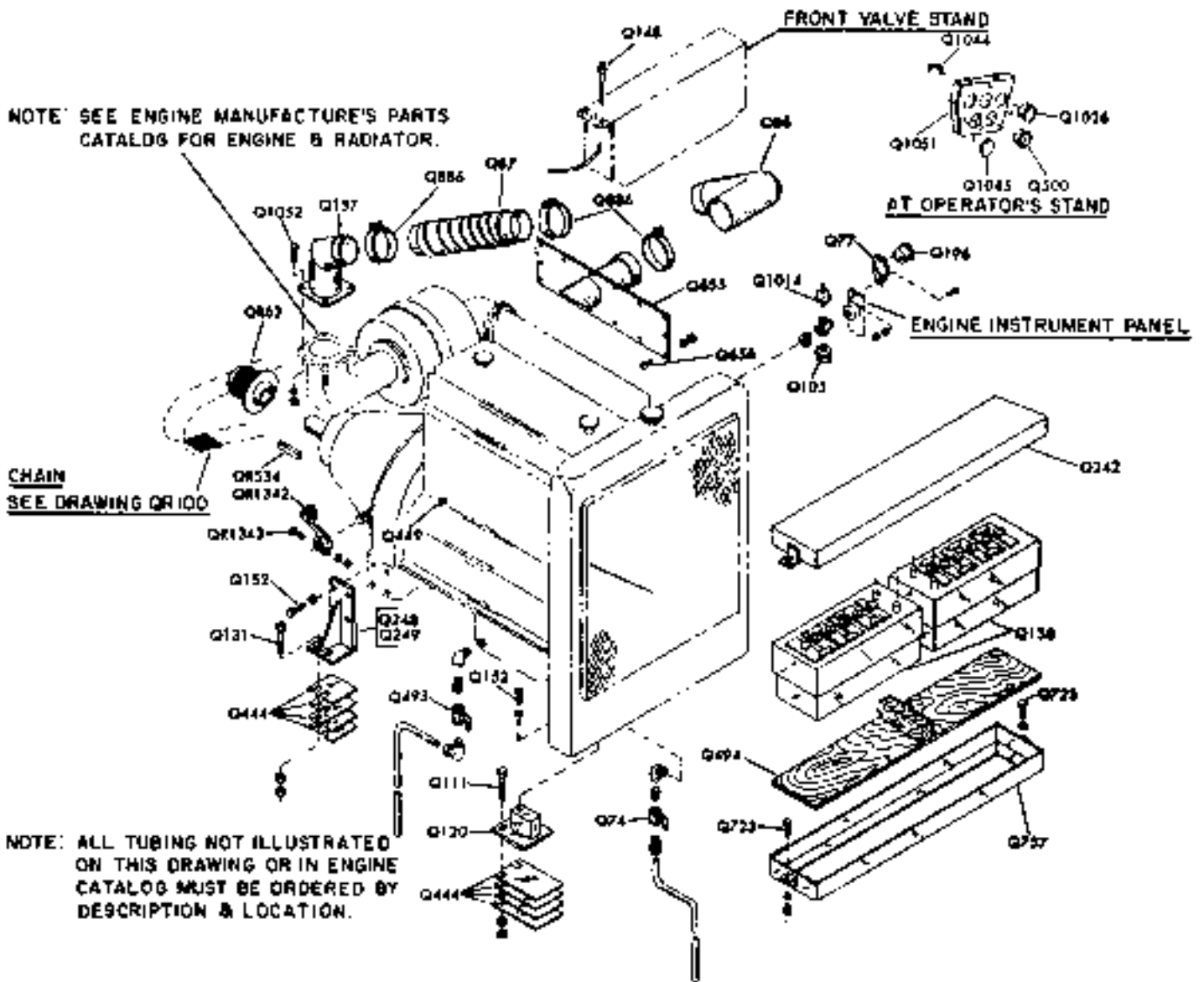
REF. NO.	NAME OF PART	REF. NO.	NAME OF PART
Q74	Cock	Q494	Support, battery
Q77	Bracket, gauge	Q500	Gauge, oil pressure
Q87	Pipe, exhaust-right hand	Q655	Plate, cab adapter
Q105	Gauge, oil pressure-sender	Q656	Screw
Q120	Pad, front	Q723	Bolt, rod
Q121	Pad, rear	Q886	Clamp, muffler
Q133	Muffler	Q925	Pipe, exhaust-left hand
Q138	Battery	Q1014	Switch, oil pressure
Q148	Switch, starter	Q1026	Gauge, water temperature
Q152	Capscrew	Q1035	Pipe, extension-right hand
Q196	Gauge, fuel	Q1040	Pipe, extension-left hand
Q242	Cover, battery	Q1044	Adapter, voltage
Q244	Shim	Q1045	Plug, button
Q449	Gauge, water temperature	Q1051	Panel, gauge
Q493	Cock		

NOTE: ALL TUBING NOT ILLUSTRATED ON THIS DRAWING OR IN ENGINE CATALOG MUST BE ORDERED BY DESCRIPTION & LOCATION.

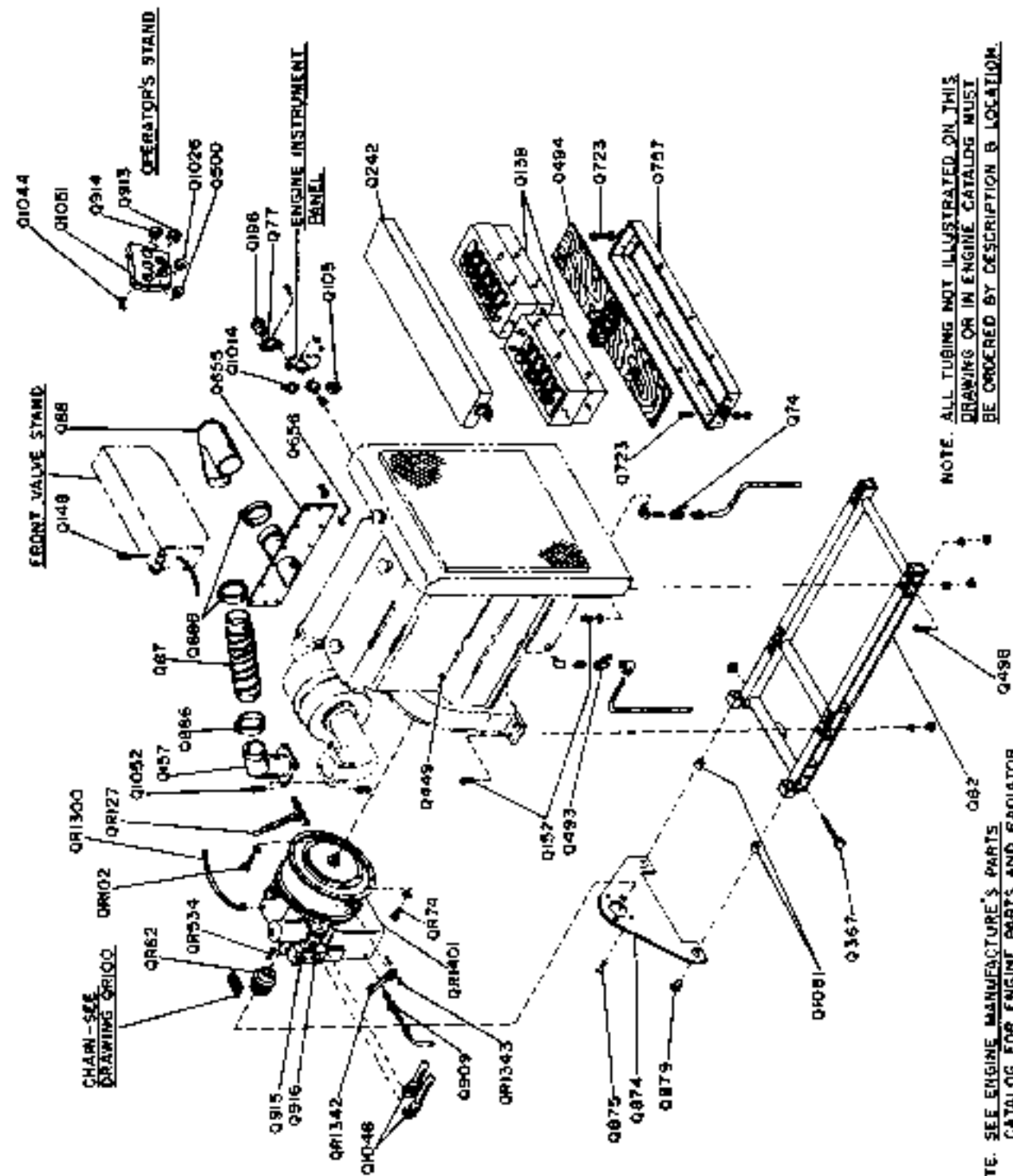


REF. NO.	NAME OF PART	REF. NO.	NAME OF PART
QR74	Cock	Q449	Gauge, water temperature-sender
QR77	Bracket	Q493	Cock
QR87	Pipe, exhaust	Q494	Support, battery
Q88	Elbow	Q500	Gauge, oil pressure
Q105	Gauge, oil pressure	Q655	Plate, cab adapter
Q111	Capscrew	Q656	Screw
Q120	Support, front	Q723	Capscrew
Q131	Capscrew	Q757	Frame
Q138	Battery	Q886	Clamp
Q148	Switch, starter	Q1014	Switch, oil pressure
Q152	Capscrew	Q1026	Gauge, water temperature
Q157	Pipe, exhaust	Q1044	Adapter, voltage
Q196	Gauge, fuel	Q1045	Plug, button
Q242	Cover, battery	Q1051	Panel
Q248	Support, rear right hand	Q1052	Capscrew
Q249	Support, rear left hand	QR62	Sprocket
Q444	Shim	QR534	Key
		QR1342	Lever
		QR1343	Capscrew

NOTE: SEE ENGINE MANUFACTURER'S PARTS CATALOG FOR ENGINE & RADIATOR.



REF. NO.	NAME OF PART	REF. NO.	NAME OF PART
Q74	Cock	Q879	Dowel
Q77	Bracket	Q886	Clamp
Q82	Base, engine	Q909	Cock
Q87	Pipe, exhaust	Q913	Gauge, oil temperature
Q88	Elbow, exhaust	Q914	Gauge, oil pressure
Q105	Gauge, oil pressure-sender	Q915	Gauge, oil temperature-sender
Q138	Battery	Q916	Gauge, oil pressure-sender
Q148	Switch, starter	Q1014	Switch, oil pressure
Q152	Capscrew	Q1026	Gauge, water temperature
Q157	Pipe, exhaust	Q1044	Adapter, voltage
Q196	Gauge, fuel	Q1048	Hose, converter
Q242	Cover	Q1051	Panel
Q367	Bolt, adjusting	Q1052	Capscrew
Q449	Gauge, water temperature-sender	Q1081	Bushing, base
Q493	Cock	QR62	Sprocket
Q494	Support	QR74	Capscrew
Q498	Capscrew	QR102	Capscrew
Q500	Gauge, oil pressure	QR127	Lever
Q655	Plate, cab adapter	QR534	Key
Q656	Screw	QR1300	Shaft, governor drive
Q723	Belt, rod	QR1342	Lever
Q757	Frame	QR1343	Capscrew
Q874	Support, converter	QR1401	Converter-for component parts see converter catalog
Q875	Capscrew		



NOTE. ALL TUBING NOT ILLUSTRATED ON THIS DRAWING OR IN ENGINE CATALOGS MUST BE ORDERED BY DESCRIPTION & LOCATION.

NOTE. SEE ENGINE MANUFACTURER'S PARTS CATALOG FOR ENGINE PARTS AND RADIATOR.

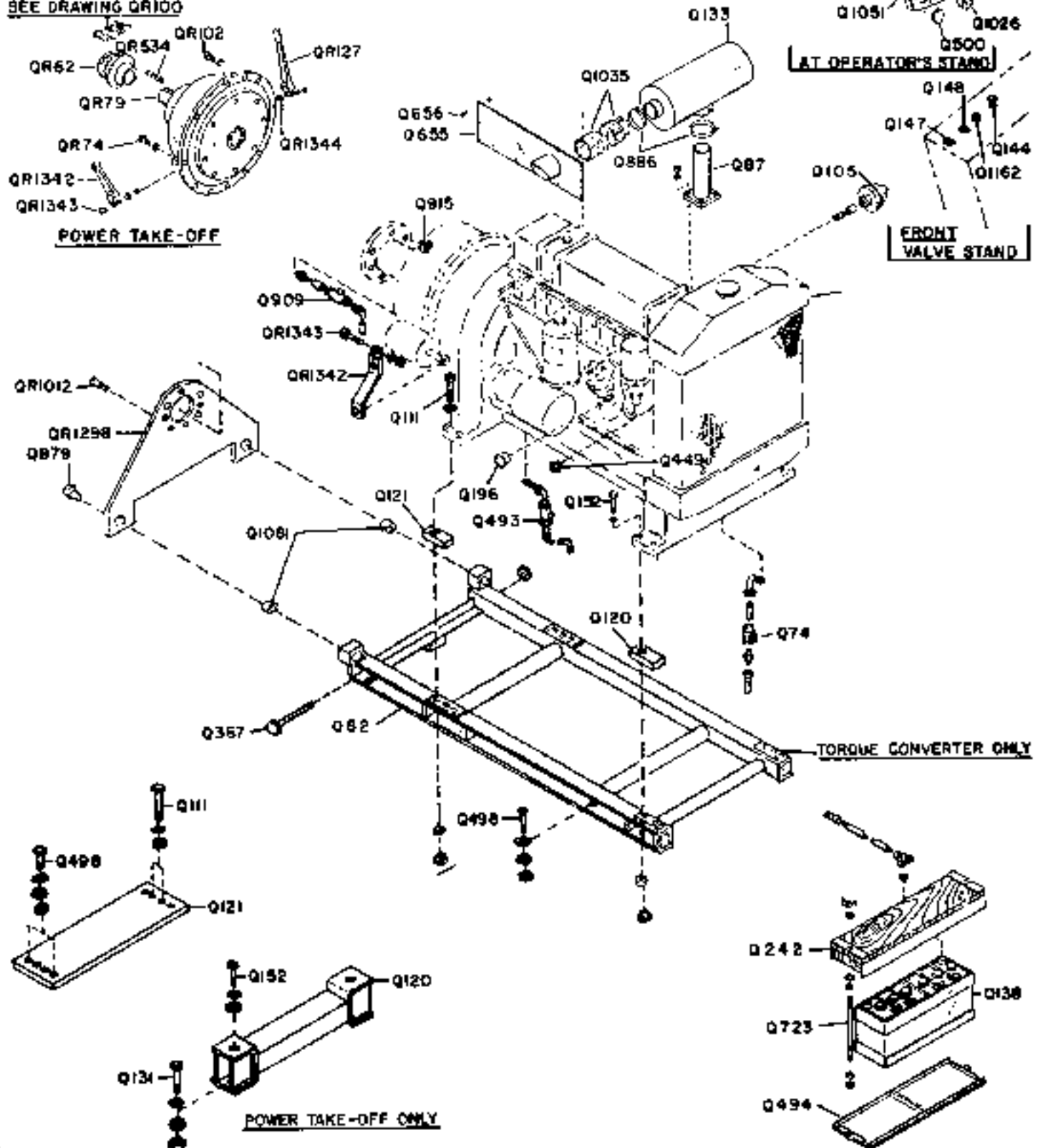
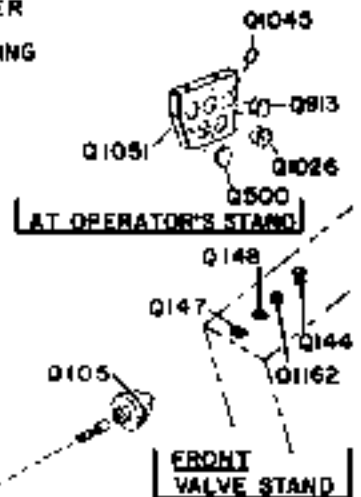
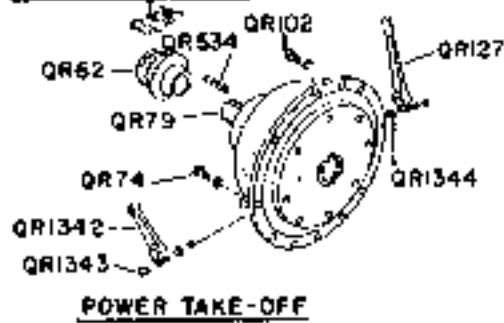
REF. NO.	NAME OF PART
Q74	Cock, stop
Q82	Base, engine
Q87	Pipe, front exhaust
Q105	Gauge, oil pressure-sender
Q111	Capscrew
Q120	Support, front
Q121	Support, rear
Q131	Capscrew
Q133	Muffler
Q138	Battery
Q144	Control, choke
Q147	Switch, ignition
Q148	Switch, start button
Q152	Capscrew
Q196	Gauge, fuel
Q242	Cover, battery
Q367	Bolt, adjusting
Q449	Gauge, water temperature-sender
Q493	Cock, stop
Q494	Support, battery
Q498	Capscrew
Q500	Gauge, oil pressure
Q655	Plate, cab adapter
Q656	Screw
Q723	Bolt, rod
Q879	Dowel

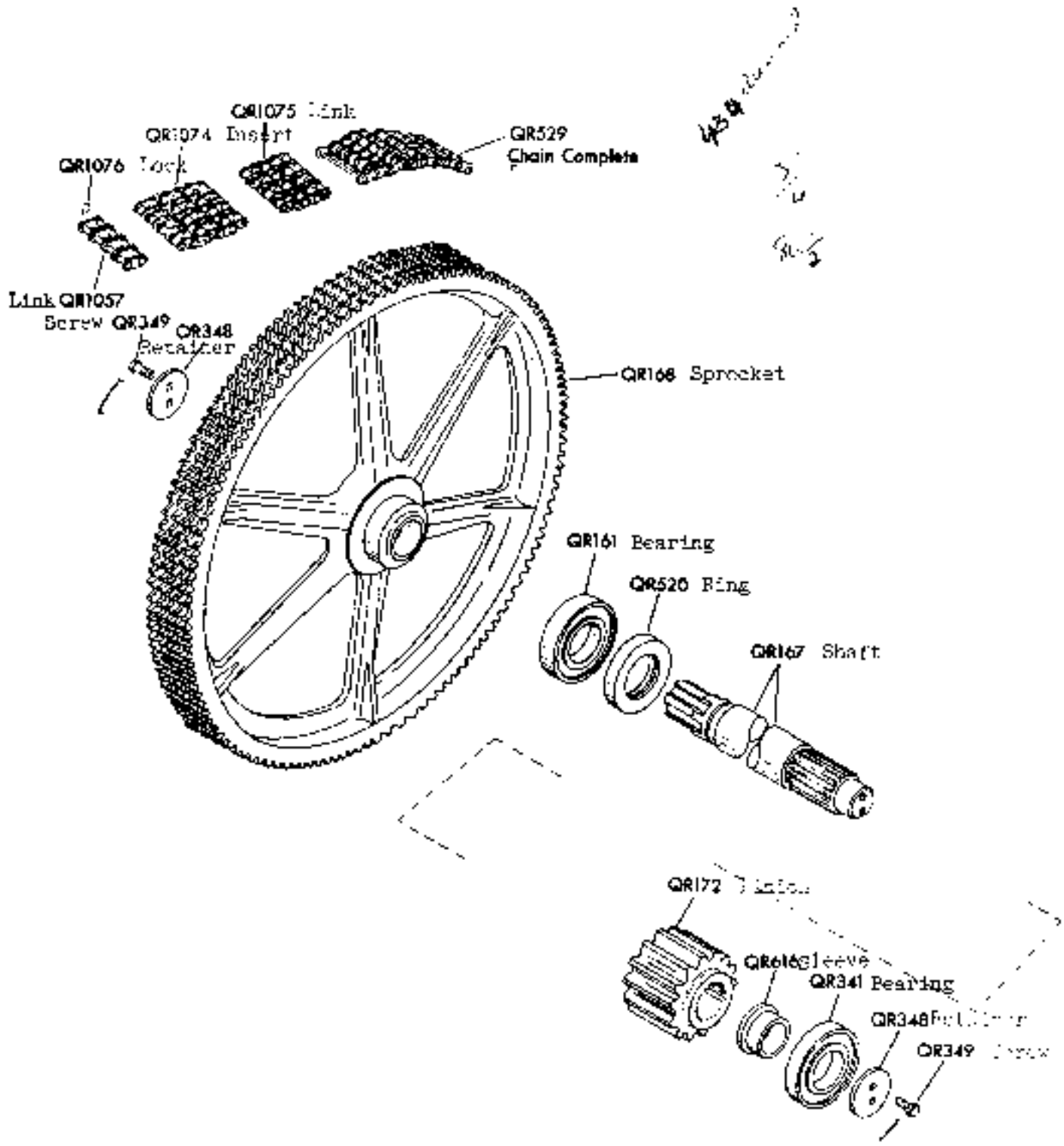
REF. NO.	NAME OF PART
Q886	Clamp, muffler
Q909	Cock, stop
Q913	Gauge, converter oil temperature
Q915	Gauge, water temperature-sender
Q1026	Gauge, water temperature
Q1035	Pipe, exhaust rear
Q1045	Plug, button
Q1051	Panel, instrument
Q1081	Bushing
Q1162	Lighter, cigarette
QR62	Sprocket
QR74	Capscrew
QR79	Clutch complete-for component parts see drawing QR400 for Twin Disc & QR500 for Rockford
QR102	Capscrew
QR127	Lever
QR534	Key
QR1012	Capscrew
QR1298	Support, converter
QR1342	Lever
QR1343	Capscrew
QR1344	Capscrew

NOTE: SEE ENGINE MANUFACTURER'S CATALOG
FOR ENGINE, RADIATOR & TORQUE CONVERTER

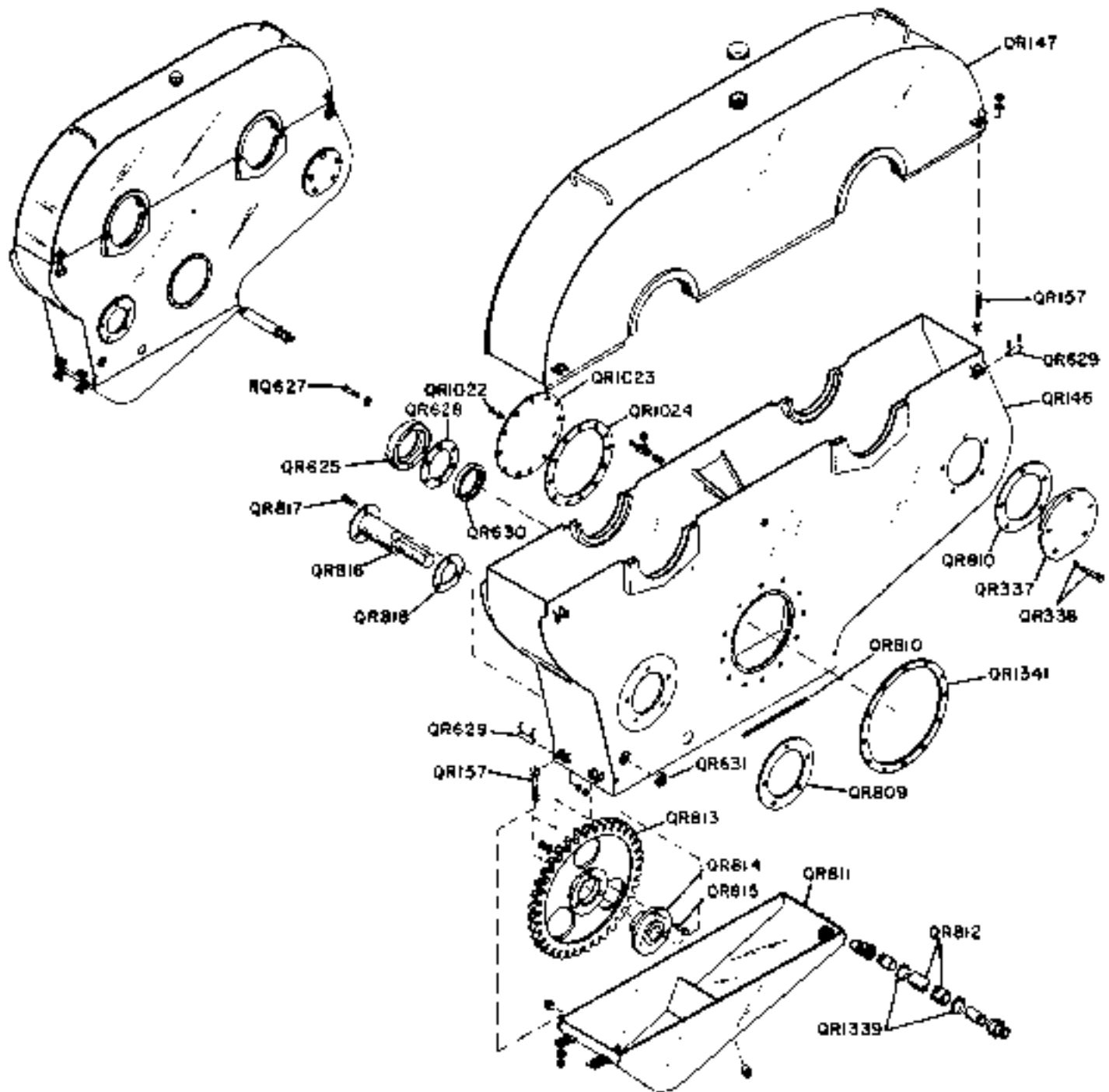
ALL TUBING NOT ILLUSTRATED ON THIS DRAWING
OR IN ENGINE CATALOG MUST BE ORDERED BY
DESCRIPTION & LOCATION.

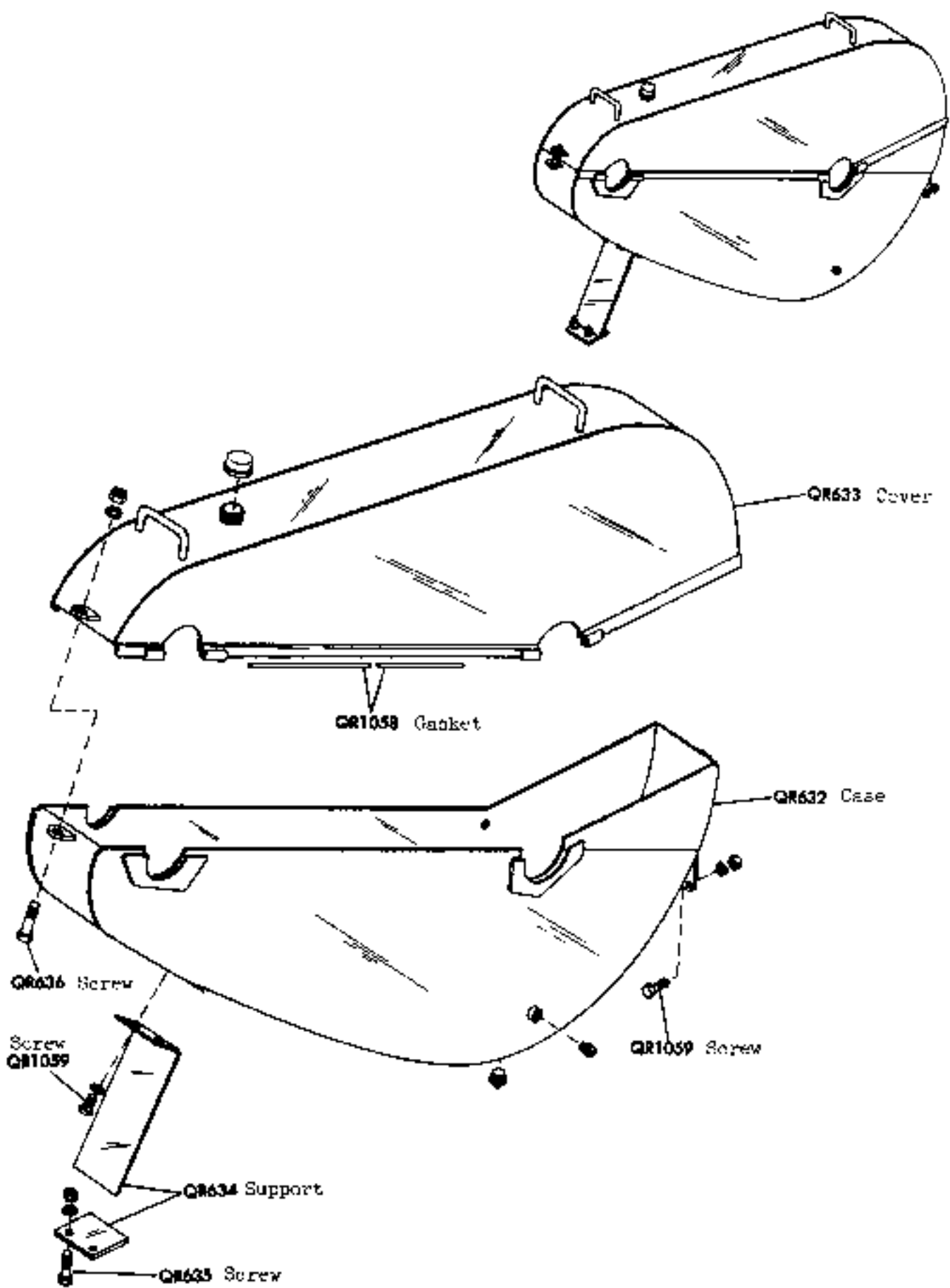
CHAIN
SEE DRAWING Q100





REF. NO.	NAME OF PART	REF. NO.	NAME OF PART	REF. NO.	NAME OF PART
QR146	Case	QR629	Pin	QR815	Cap screw
QR147	Cover	QR630	Seal, oil	QR816	Shaft
QR149	Gasket	QR631	Seal, oil	QR817	Cap screw
QR157	Bolt	QR809	Gasket	QR818	Gasket
QR337	Retainer	QR810	Gasket	QR1022	Cap screw
QR338	Cap screw	QR811	Sump	QR1023	Cover
QR625	Retainer	QR812	Hose	QR1024	Gasket
QR627	Cap screw	QR813	Gear, oil	QR1339	Clamp
QR628	Gasket	QR814	Hub	QR1341	Gasket

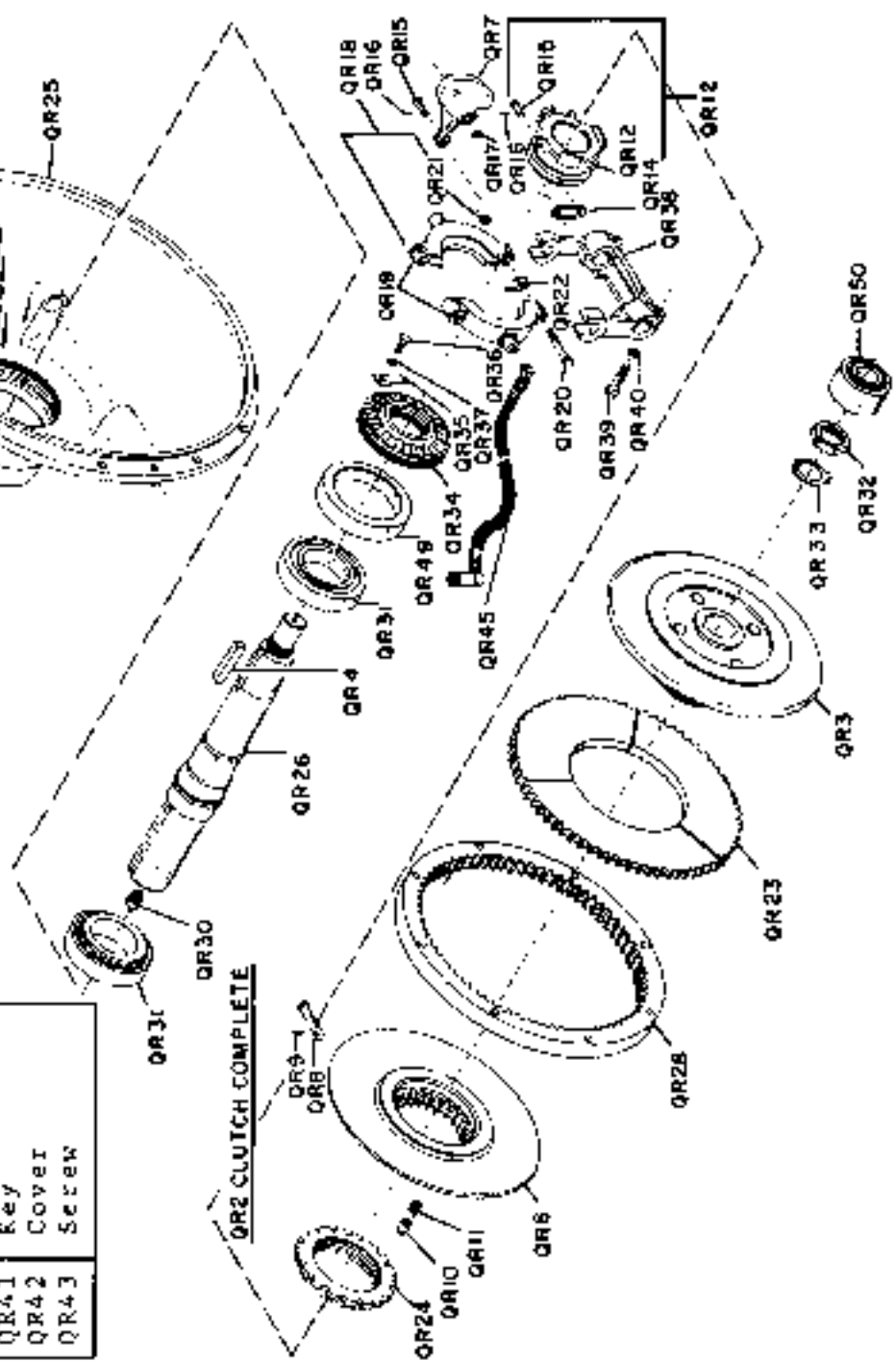




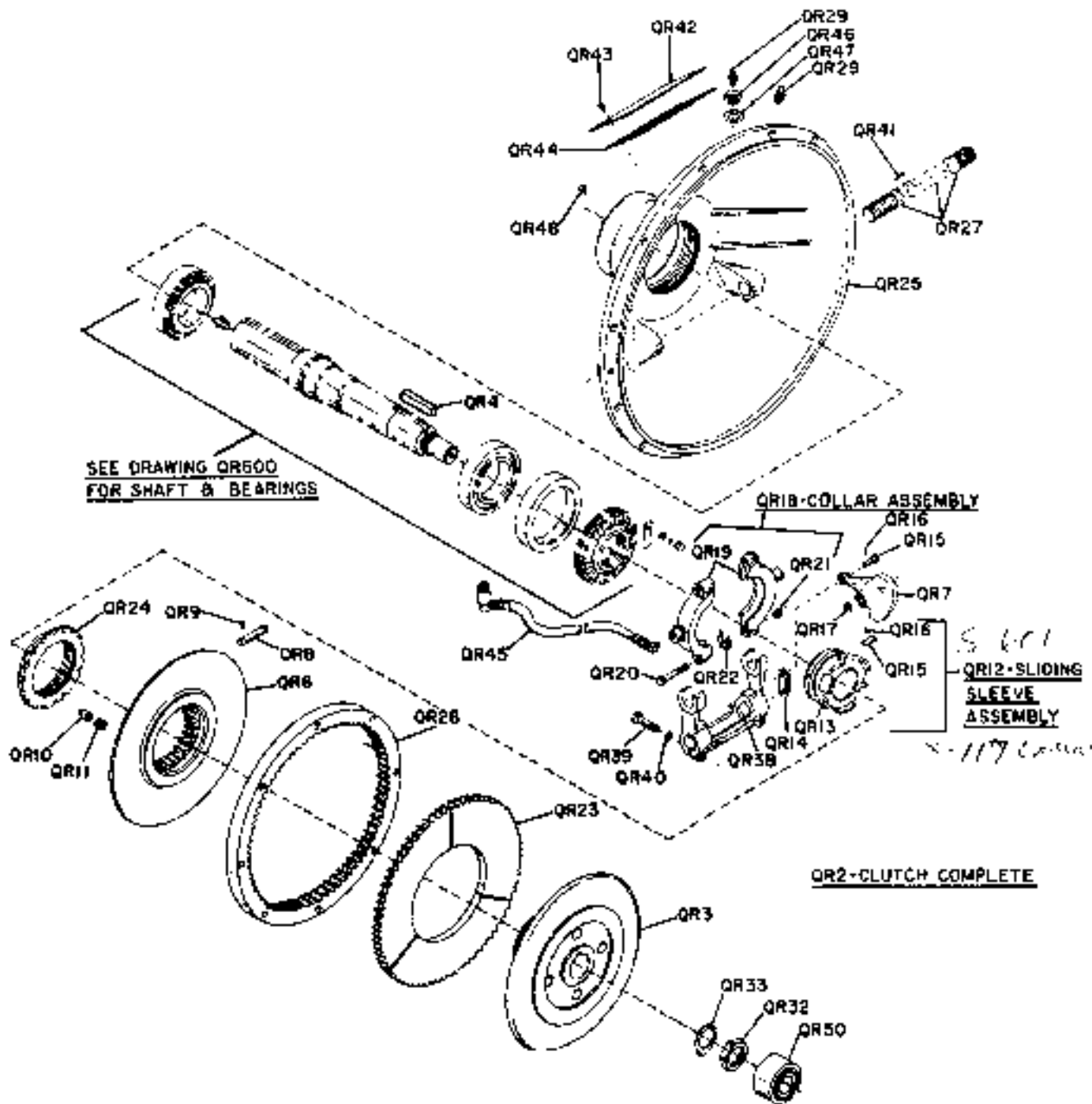
TRANSMISSION CHAIN CASE 25B-QR300

77-16-Sublet of XA 6-527

REF. NO.	NAME OF PART	REF. NO.	NAME OF PART	REF. NO.	NAME OF PART
QR2	Clutch complete includes QR3 thru QR24	QR29	Fitting	QR44	Gasket
QR3	Place	QR30	Fitting	QR45	Hose
QR4	Key	QR31	Bearing	QR46	Nut
QR6	Plate	QR32	Nut	QR47	Washer
QR7	Lever	QR33	Washer	QR48	Cup
QR8	Pin, lever	QR34	Retainer	QR49	Spacer
QR9	Pin, roll	QR35	Lock	QR50	Bearing
QR14	Pin, lock	QR36	Screw		
QR11	Spring	QR37	Washer		
QR12	Sliding sleeve assembly in-cludes QR13 thru QR16 & QR18 thru QR22	QR38	Yoke		
QR13	Sleeve 1-4237	QR39	Screw		
QR14	Link	QR40	Washer		
QR15	Pin, link in-cludes QR16	QR41	Key		
QR16	Pin, roll	QR42	Cover		
QR17	Washer	QR43	Screw		
QR18	Collar assembly includes QR19 thru QR22				
QR19	Collar 1-4237				
QR20	Screw				
QR21	Nut				
QR22	Shim				
QR23	Plate				
QR24	Ring				
QR25	Housing				
QR26	Shaft, clutch				
QR27	Shaft, operating				
QR28	RING				



REF. NO.	NAME OF PART	REF. NO.	NAME OF PART
QR2	Clutch complete includes items 3 thru 24	QR21	Nut
QR3	Plate	QR22	Shim
QR4	Key	QR23	Plate
QR6	Plate	QR24	Ring
QR7	Lever	QR25	Housing
QR8	Pin, lever	QR27	Shaft, operating
QR9	Pin, roll	QR28	Ring
QR10	Pin, lock	QR29	Fitting
QR11	Spring	QR32	Nut
QR12	Sliding sleeve <i>6.1</i> assembly includes items 13 thru 16 & 18 thru 22	QR33	Washer
QR13	Sleeve <i>4.3</i>	QR38	Yoke
QR14	Link	QR39	Screw
QR15	Pin, link includes item 16	QR40	Washer
QR16	Pin, roll	QR41	Key
QR17	Washer	QR42	Cover
QR18	Collar assembly includes items 19 thru 22	QR43	Screw
QR19	Collar <i>4.1/9</i>	QR44	Gasket
QR20	Screw	QR45	Hose
		QR46	Nut
		QR47	Washer
		QR48	Cup
		QR50	Bearing



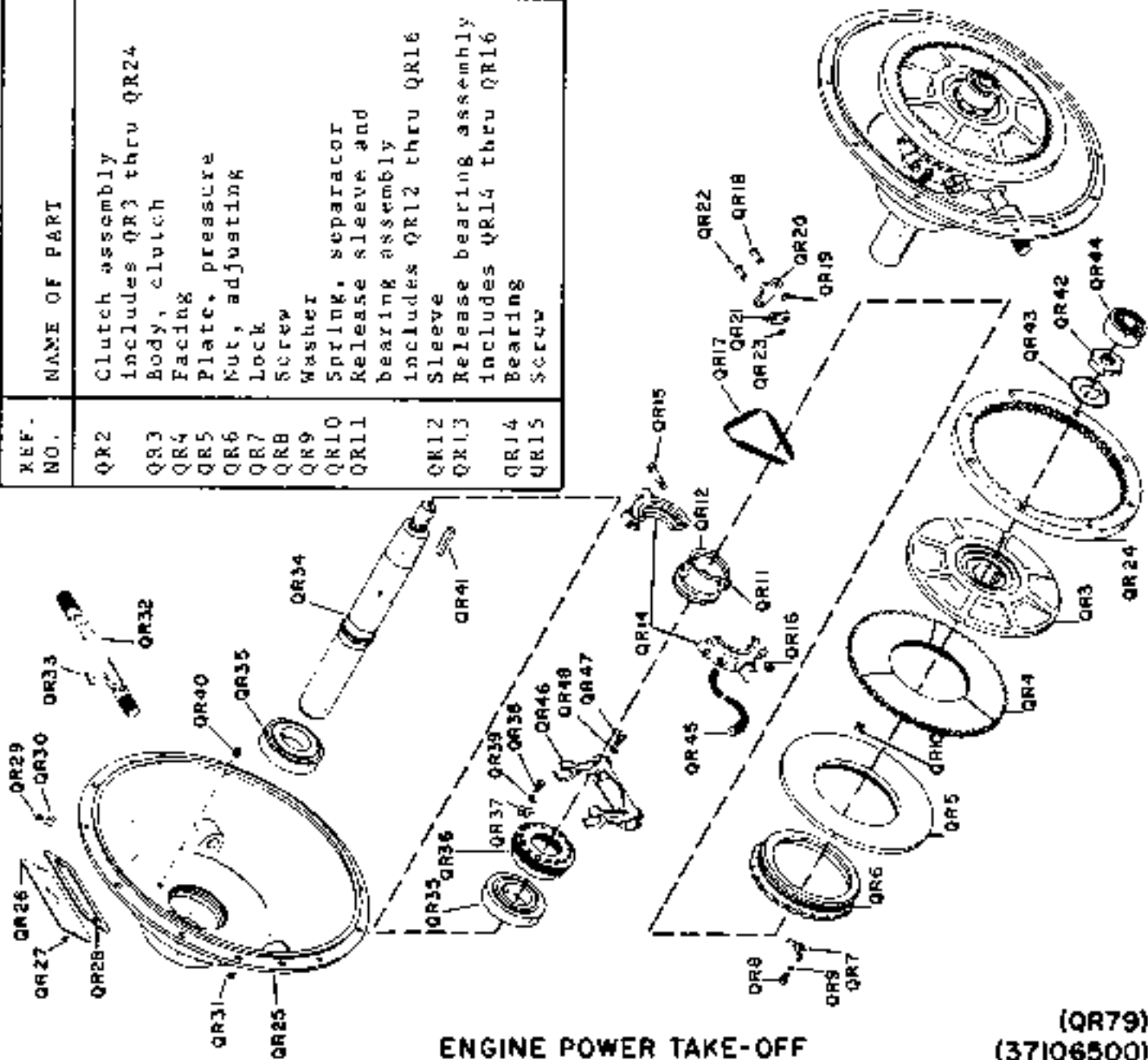
REISSUED 473

ENGINE POWER TAKE-OFF
FOR TWO SPEED TRANSMISSION-
TWIN DISC MODEL SP-III-HPI

{QR79}
(37174110)
QR416

REF. NO.	NAME OF PART
QR16	Nut
QR17	Spring, lever
QR18	Pin, clevis
QR19	Ring, retaining
QR20	Lever
QR21	Link, connecting
QR22	Pin, clevis
QR23	Ring, retaining
QR24	Ring, drive
QR25	Housing
QR26	Plate, instruction
QR27	Screw
QR28	Gasket
QR29	Fitting, lubrication
QR30	Nut
QR31	Fitting, lubrication
QR32	Shaft, yoke
QR33	Key
QR34	Shaft, drive
QR35	Bearing
QR36	Retainer, bearing
QR37	Plate, lock
QR38	Screw
QR39	Lockwasher
QR40	Screw
QR41	Key
QR42	Nut
QR43	Lockwasher
QR44	Bearing, pilot
QR45	Tube, flexible
QR46	Yoke, clutch
QR47	Screw
QR48	Washer

REF. NO.	NAME OF PART
QR2	Clutch assembly Includes QR3 thru QR24
QR3	Body, clutch
QR4	Facing
QR5	Plate, pressure
QR6	Nut, adjusting
QR7	Lock
QR8	Screw
QR9	Washer
QR10	Spring, separator
QR11	Release sleeve and bearing assembly Includes QR12 thru QR16
QR12	Sleeve
QR13	Release bearing assembly Includes QR14 thru QR16
QR14	Bearing
QR15	Screw

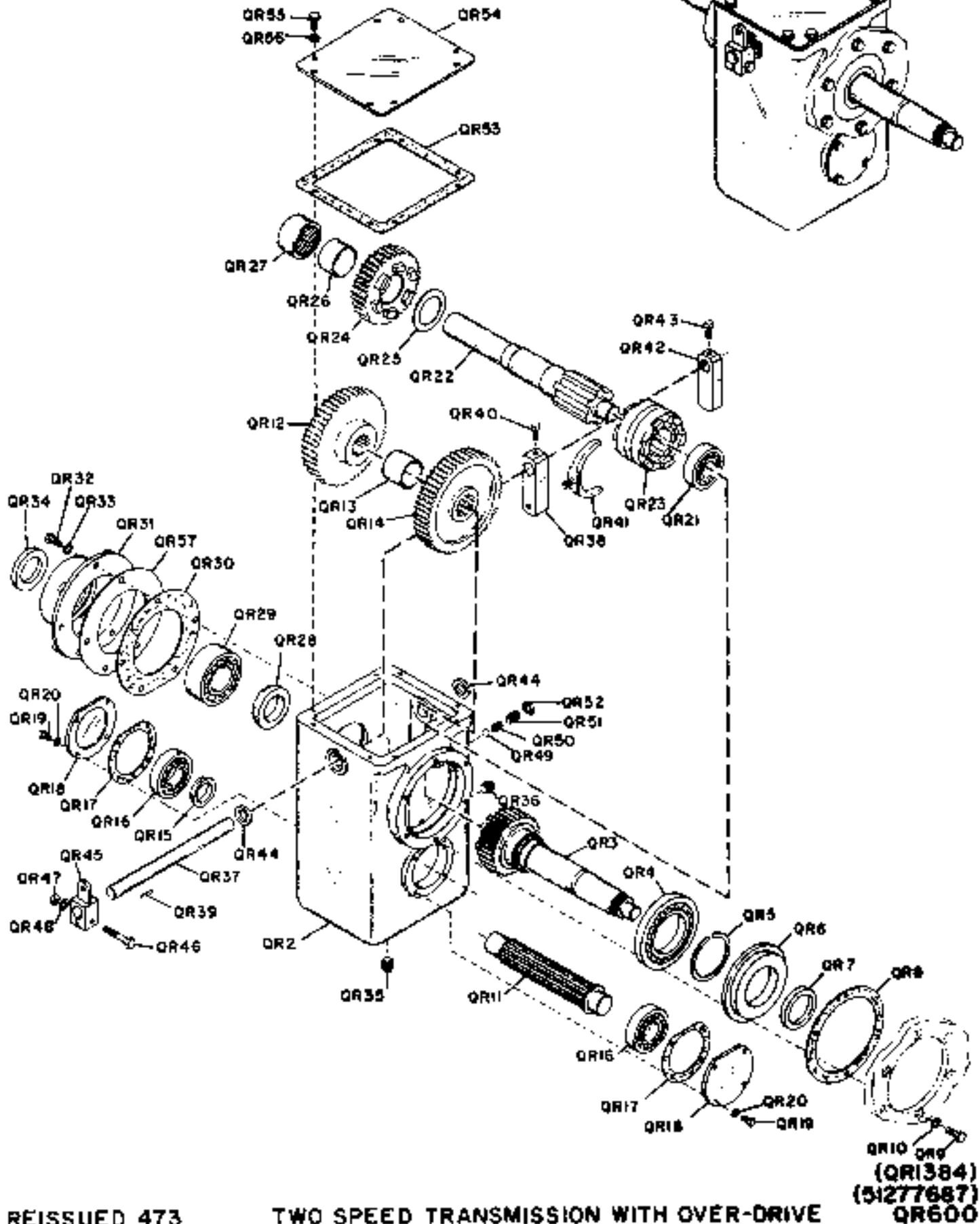
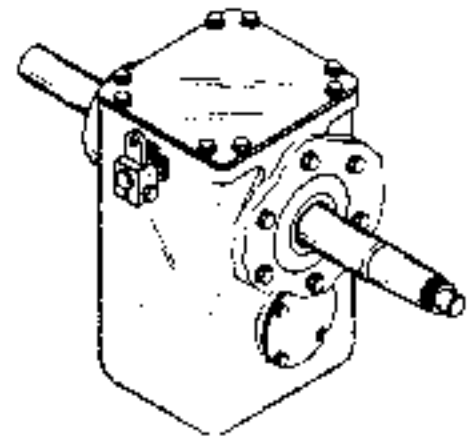


REISSUED 473

ENGINE POWER TAKE-OFF
ROCKFORD CLUTCH MODEL PTA-11134

(QR79)
(37106500)
QR500

REF. NO.	NAME OF PART	REF. NO.	NAME OF PART
QR2	Housing	QR30	Gasket
QR3	Gear, output shaft & drive	QR31	Cover
QR4	Bearing	QR32	Capscrew
QR5	Ring, snap	QR33	Lockwasher
QR6	Retainer, bearing	QR34	Seal, oil
QR7	Seal, oil	QR35	Plug, pipe
QR8	Gasket	QR36	Plug, pipe
QR9	Capscrew	QR37	Shaft, shifter
QR10	Washer	QR38	Lever, shifter fork
QR11	Countershaft	QR39	Key
QR12	Gear	QR40	Screw, set
QR13	Spacer, gear	QR41	Fork, shifter
QR14	Gear, countershaft	QR42	Lever, detent
QR15	Spacer, countershaft	QR43	Screw, set
QR16	Bearing	QR44	Seal, oil
QR17	Gasket	QR45	Lever, shift
QR18	Cover, bearing	QR46	Capscrew
QR19	Capscrew	QR47	Nut
QR20	Lockwasher	QR48	Locknut
QR21	Bearing	QR49	Ball, lock
QR22	Shaft, output	QR50	Spring
QR23	Clutch	QR51	Screw, set
QR24	Gear, output	QR52	Nut, jam
QR25	Spacer	QR53	Gasket
QR26	Seat, bearing	QR54	Cover, top
QR27	Bearing	QR55	Capscrew
QR28	Spacer, output shaft	QR56	Lockwasher
QR29	Bearing	QR57	Shim

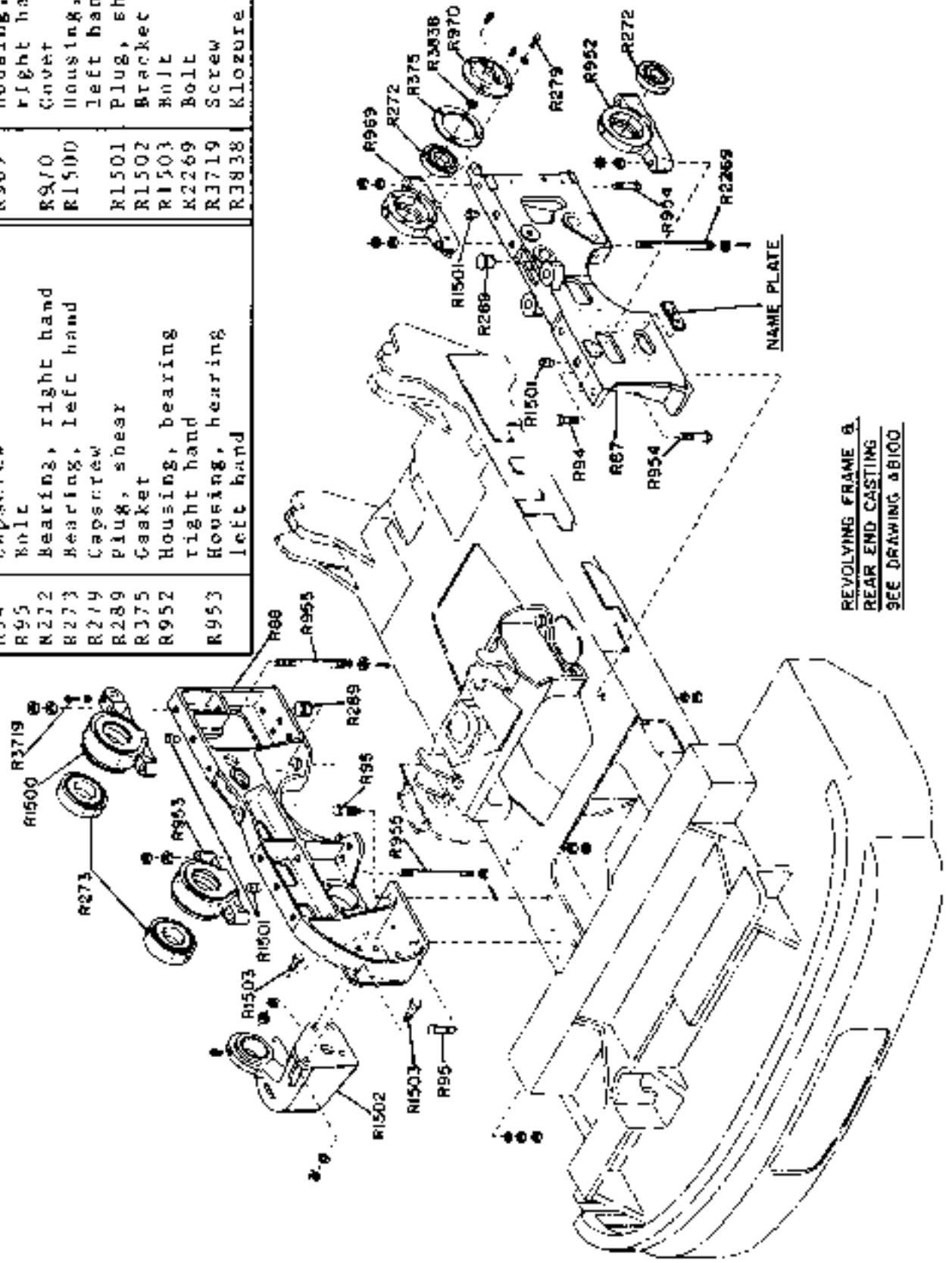


REISSUED 473

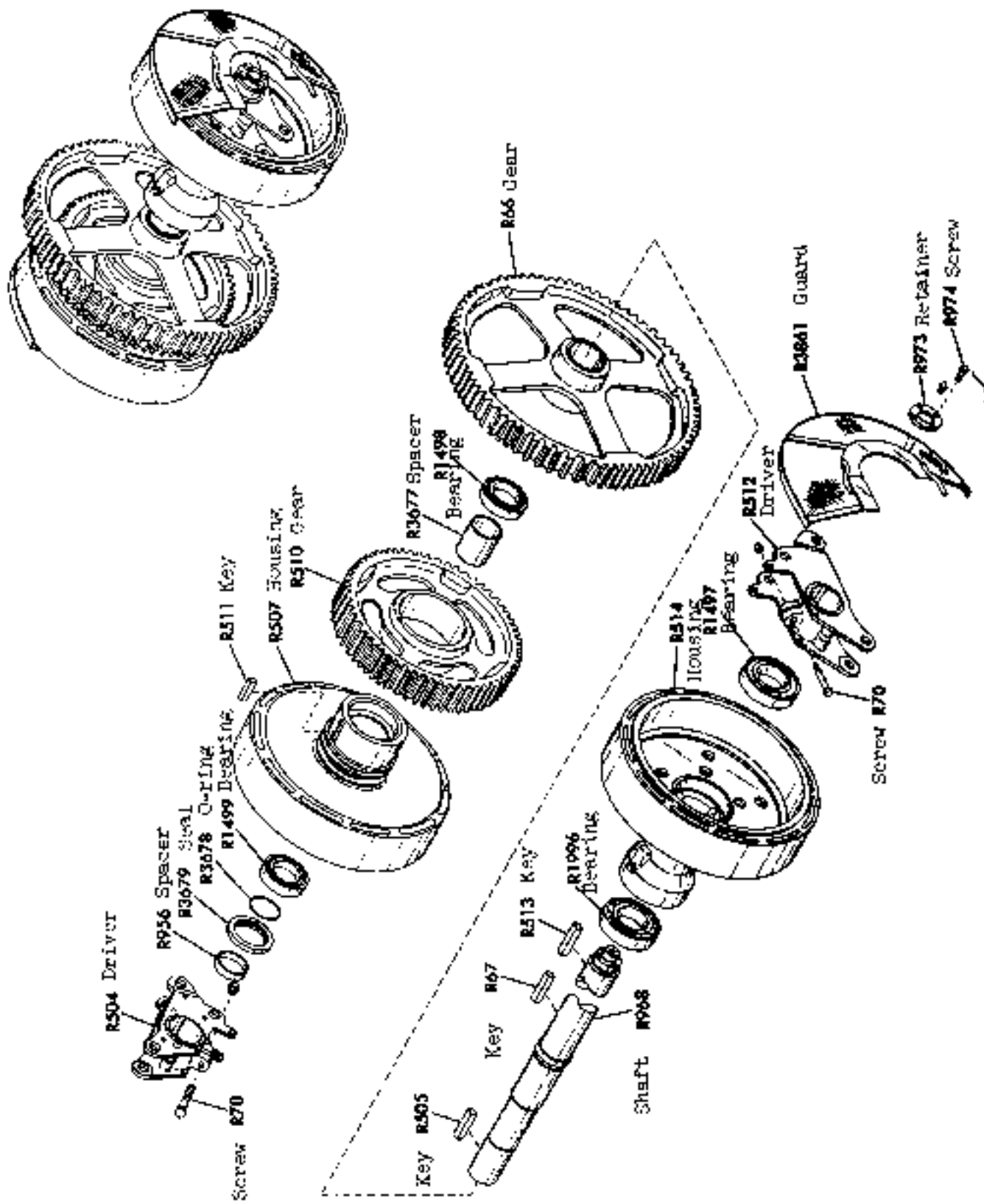
TWO SPEED TRANSMISSION WITH OVER-DRIVE

QR10 QR9
(QR384)
(51277687)
QR600

REF. NO.	NAME OF PART	REF. NO.	NAME OF PART
R87	Frame, side-right hand	R954	Bolt
R88	Frame, side-left hand	R955	Bolt
R94	Capscrew	R969	Housing, bearing right hand
R95	Bolt	R970	Cover
R272	Bearing, right hand	R1500	Housing, bearing left hand
R273	Bearing, left hand	R1501	Plug, shear
R274	Capscrew	R1502	Bracket
R289	Plug, shear	R1503	Bolt
R375	Gasket	K2269	Bolt
R952	Housing, bearing right hand	R3719	Screw
R953	Housing, bearing left hand	R3838	Klozure



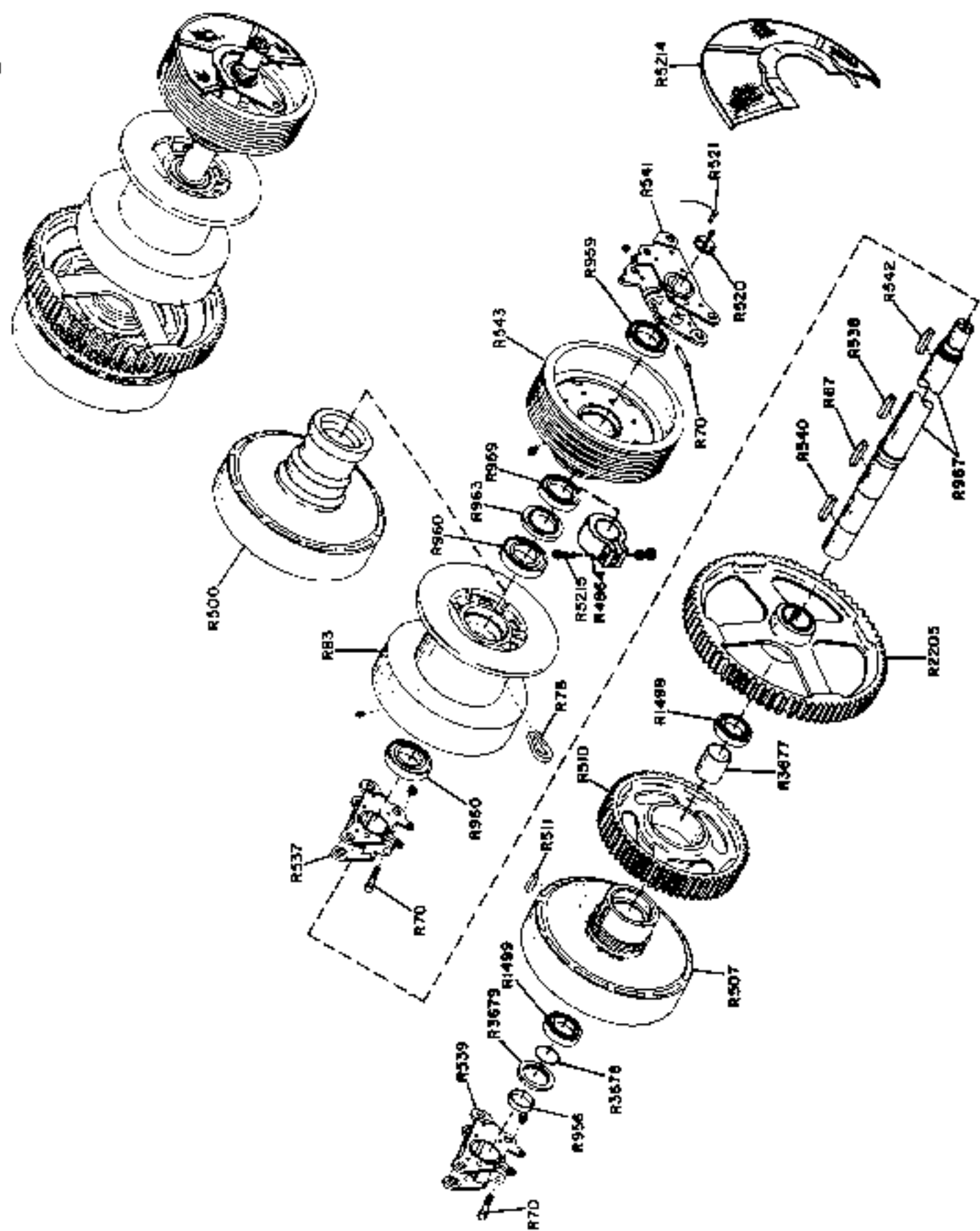
REVOLVING FRAME &
REAR END CASTING
SEE DRAWING & B100



FRONT SHAFT 25B-R200

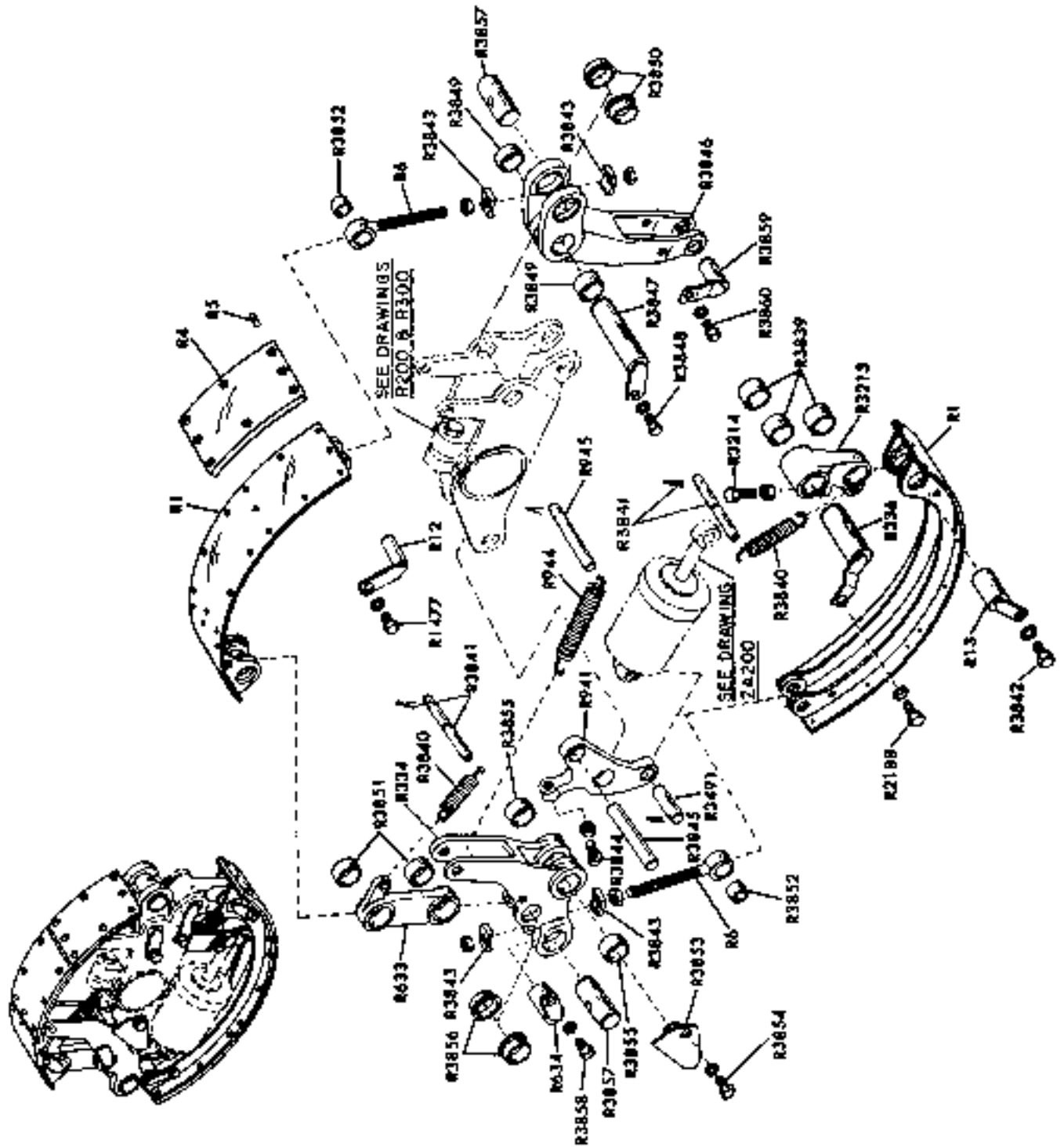
Revised April 1961

REF. NO.	NAME OF PART
R67	Key
R70	Capscrew
R78	Wedge, rope
R83	Drum
R500	Housing & sleeve
R507	Housing
R510	Gear
R511	Key
R520	Retainer
R521	Capscrew
R537	Driver, clutch
R538	Key
R539	Driver, clutch
R540	Key
R541	Driver, clutch
R542	Key
R543	Housing
R956	Spacer
R959	Bearing
R960	Bearing
R963	Spacer
R967	Shaft, rear
R1496	Bearing
R1499	Bearing
R2205	Gear
R3677	Spacer
R3678	O-ring
R3679	Seal, oil
R4864	Sleeve
R5214	Guard
R5215	Capscrew



REF. NO.	NAME OF PART	REF. NO.	NAME OF PART
R1	Shoe, clutch- <u>includes</u> R4	R3841	Pin, spring
R4	Lining kit- <u>includes</u> R5	R3842	Capscrew
R5	Rivet	R3843	Block, pillow
R6	End, rod- <u>includes</u> R3852	R3844	Screw, stop
R12	Pin, live end	R3845	Pin, anchor
R13	Pin, dead end	R3846	Lever, cylinder includes R3849 & R3850
R134	Lever, bell crank	R3847	Pin, fulcrum
R336	Pin, link	R3848	Capscrew
R633	Lever, live end	R3849	Bushing
R634	Pin, lever	R3850	Bushing
R941	Lever, toggle	R3851	Bushing
R944	Spring	R3852	Bushing
R945	Pin, spring	R3853	Pin, fulcrum
R1477	Capscrew	R3854	Capscrew
R2188	Capscrew	R3855	Bushing
R3213	Link, dead end- includes R3839	R3856	Bushing
R3214	Screw, stop	R3857	Pin
R3491	Pin, anchor	R3858	Capscrew
R3839	Bushing	R3859	Pin, cylinder rod end
R3860	Spring	R3860	Capscrew

APPLICABLE TO SERIAL NUMBERS 121994 THRU 121998 ONLY



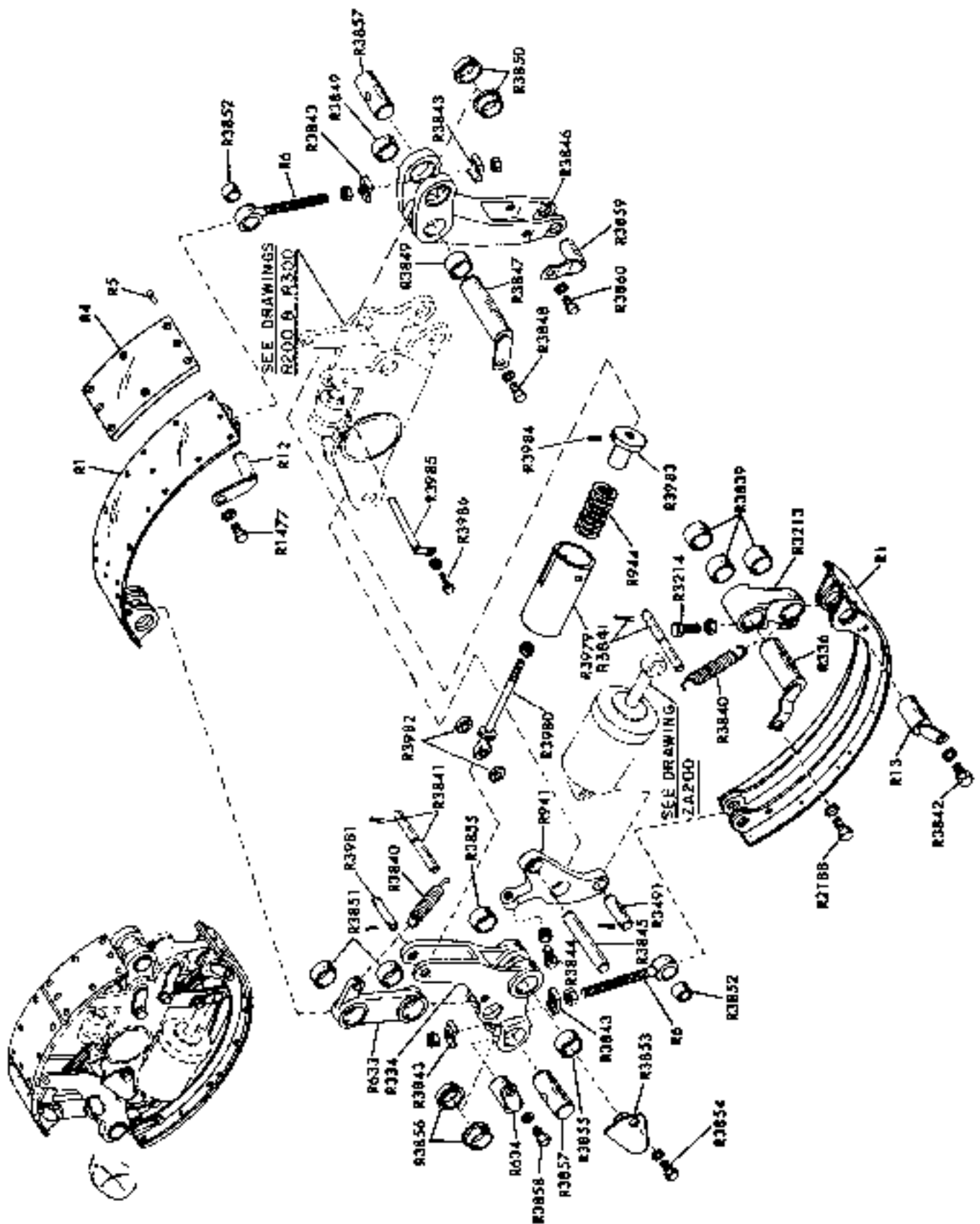
APPLICABLE TO SERIAL NUMBERS 121994 THRU 121998 ONLY

REISSUED 473

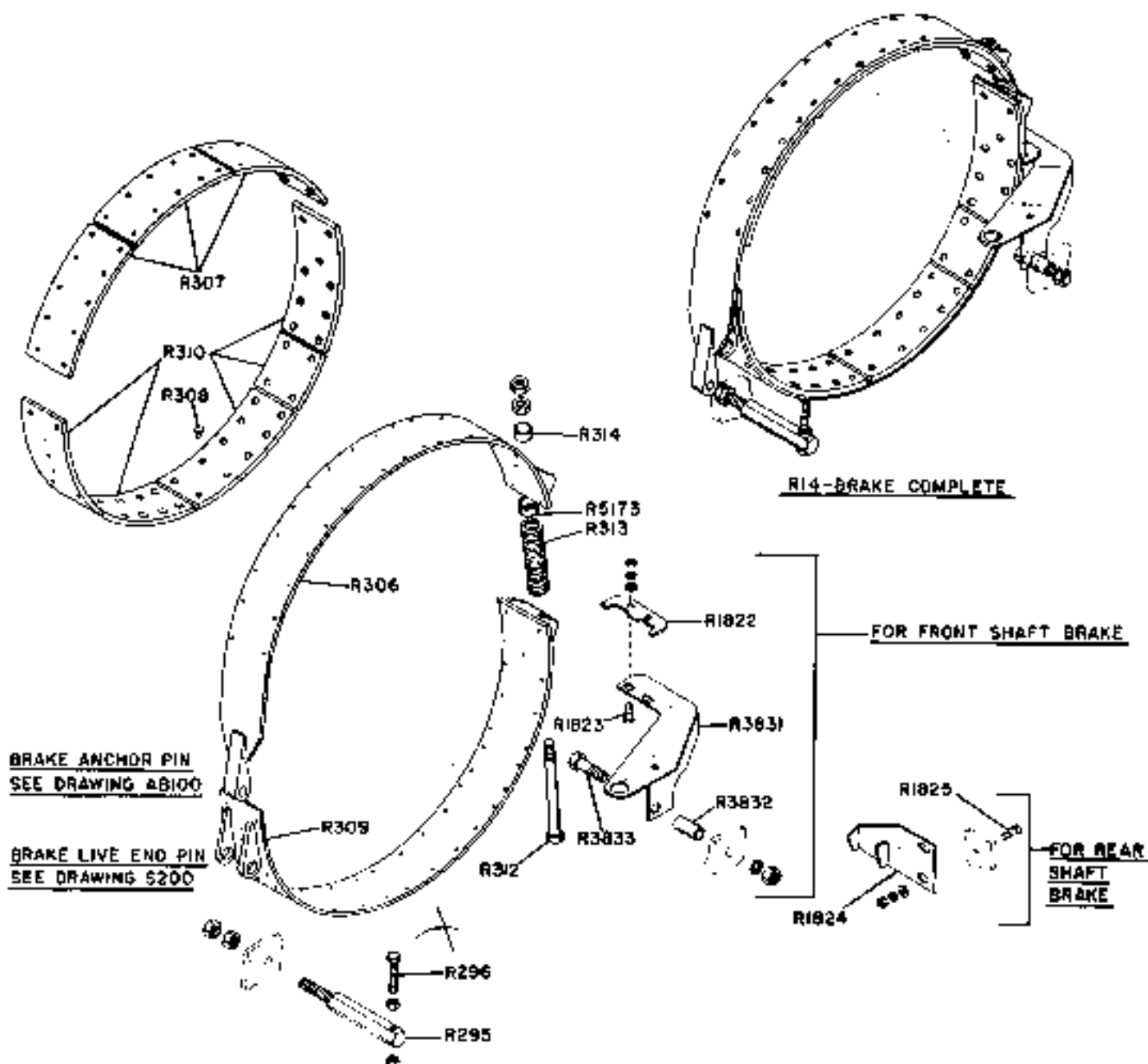
CLUTCHES FOR FRONT AND REAR SHAFTS

R400

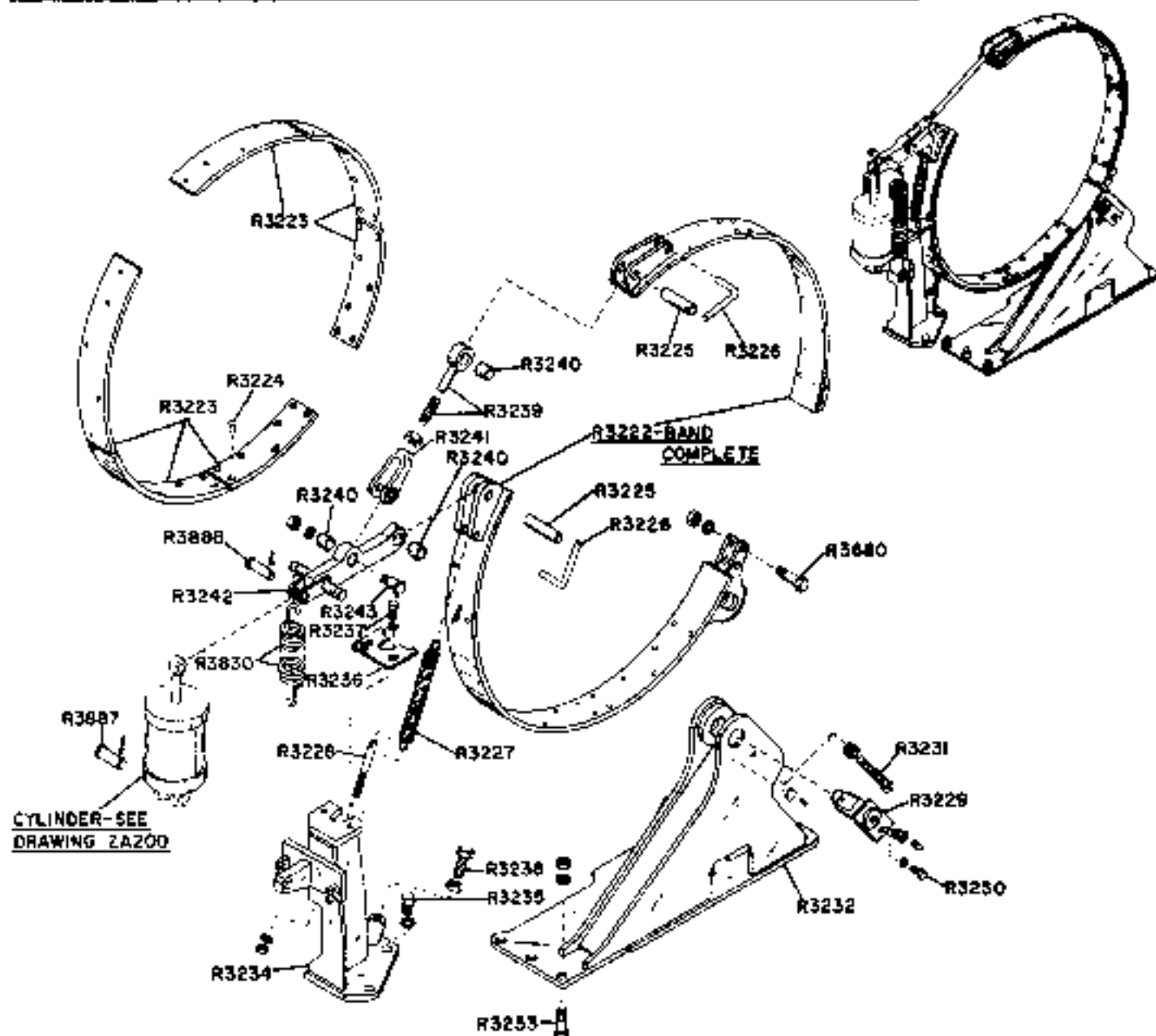
REF. NO.	NAME OF PART	REF. NO.	NAME OF PART
R1	Shoe, clutch-includes R4	R3845	Pin, anchor
R4	Lining kit-includes R5	R3846	Lever, cylinder includes R3849 & R3850
R5	Rivet	R3847	Pin, fulcrum
R6	End, rod-includes R3852	R3848	Capscrew
R12	Pin, live end	R3849	Bushing
R13	Pin, dead end	R3850	Bushing
R334	Lever, bell crank	R3851	Bushing
R336	Pin, link	R3852	Bushing
R633	Lever, live end	R3853	Pin, fulcrum
R634	Pin, lever	R3854	Capscrew
R941	Lever, toggle	R3855	Bushing
R944	Spring	R3856	Bushing
R945	Pin, spring	R3857	Pin
X1477	Capscrew	R3858	Pin
R2188	Capscrew	R3858	Capscrew
R3213	Link, dead end- includes R3839	R3859	Pin, cylinder rod end
R3214	Screw, stop	R3860	Capscrew
R3491	Pin, anchor	R3979	Cylinder
R3839	Bushing	R3980	End, rod
R3840	Spring	R3981	Pin, lever
R3841	Pin, spring	R3982	Spacer
R3842	Capscrew	R3983	Retainer, spring
R3843	Block, pillow	R3984	Pin, roll
R3844	Screw, stop	R3985	Pin, driver
		R3986	Capscrew



REF. NO.	NAME OF PART	REF. NO.	NAME OF PART
R14	Brake band complete includes R306 & R309	R312	Bolt, joint
R295	Post, guide	R313	Spring
R296	Capscrew	R314	Spacer
R306	Band, brake upper half-includes R307	R1822	Guide, band
R307	Lining kit-includes R308	R1823	Capscrew
R308	Rivet, lining	R1824	Guide, band
R309	Band, brake lower half-includes R310	R1825	Capscrew
R310	Lining kit-includes R308	R1831	Bracket
		R1832	Spacer
		R1833	Capscrew
		R5173	Spacer



REF. NO.	NAME OF PART	REF. NO.	NAME OF PART
R3222	Brake band complete includes R3223 & R3224	R3235	Capscrew
R3223	Lining kit-includes R3224	R3236	Guide, band
R3224	Rivet, lining	R3237	Capscrew
R3225	Pin, end	R3238	Capscrew
R3226	Pin, lock	R3239	Bolt, eye
R3227	Spring, release	R3240	Bushing
R3228	Bolt, anchor	R3241	End, rod
R3229	Pin, anchor	R3242	Lever, toggle
R3230	Capscrew	R3243	Pin, lever
R3231	Screw, set	R3680	Capscrew
R3232	Bearing, anchor	R3830	Spring
R3233	Capscrew	R3887	Pin, cylinder
R3234	Bracket, guide	R3888	Pin, link



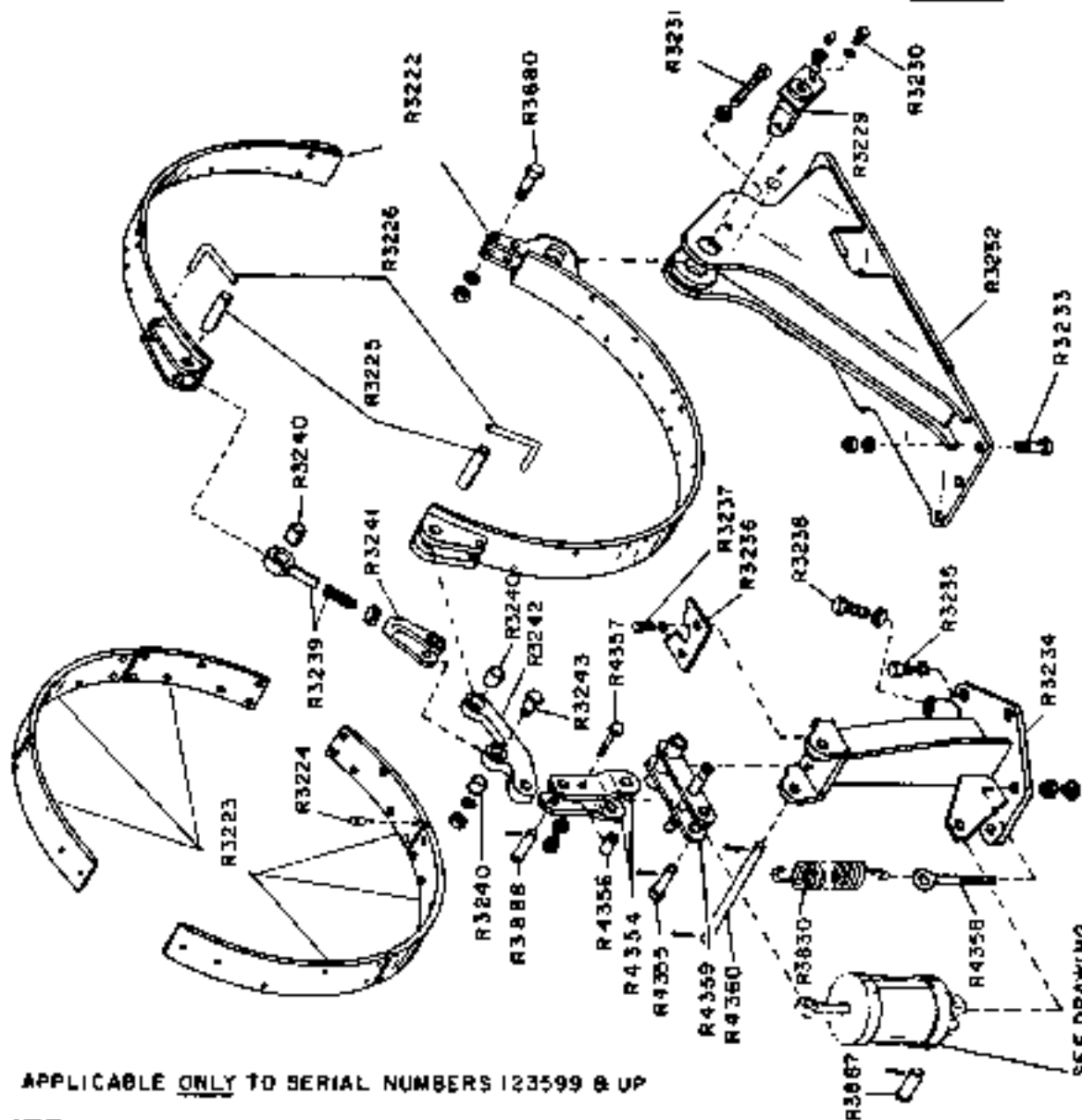
APPLICABLE TO SERIAL NUMBERS 121894 THRU 123249 ONLY

REISSUED 473

SWING BRAKE

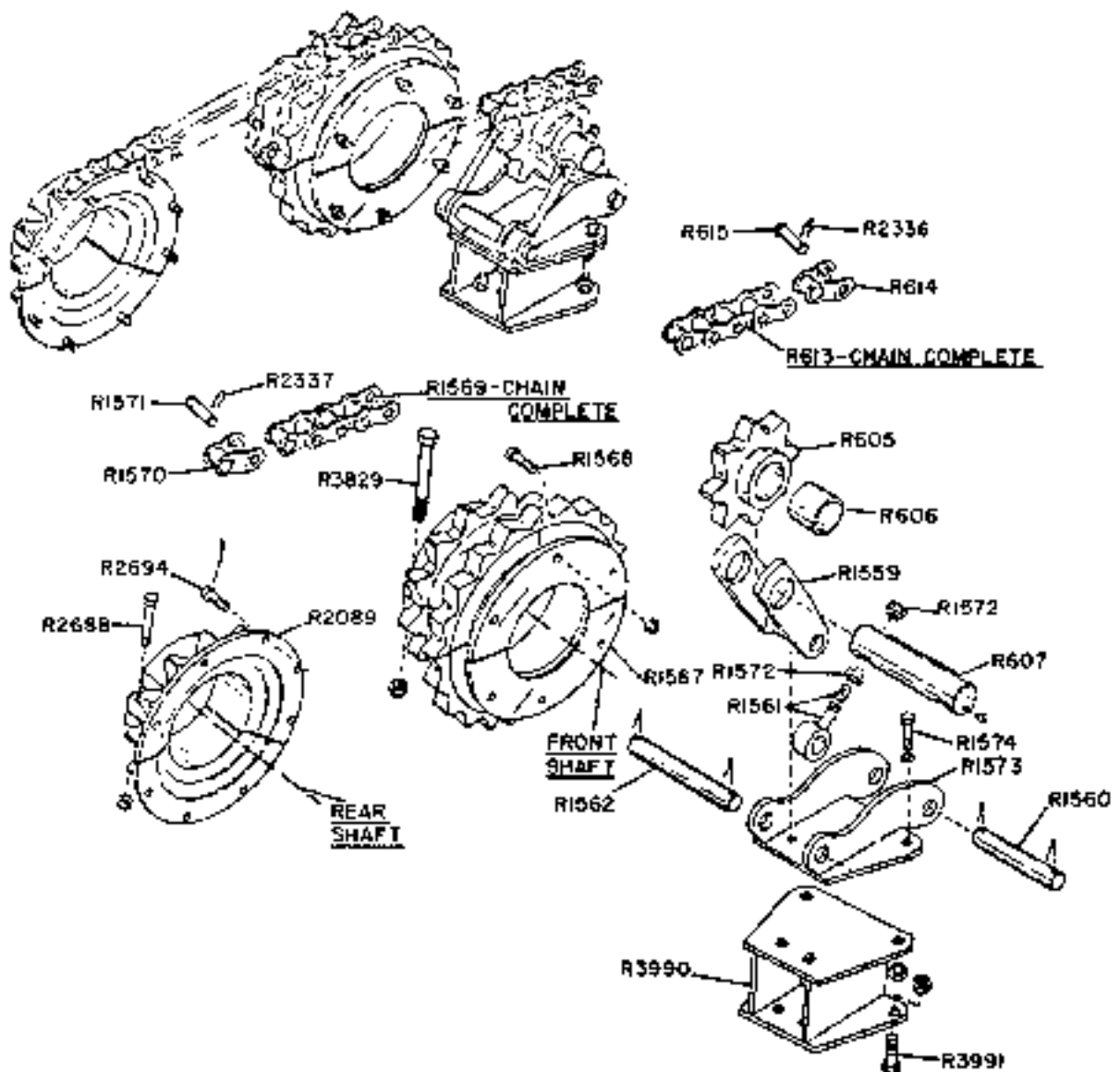
R600

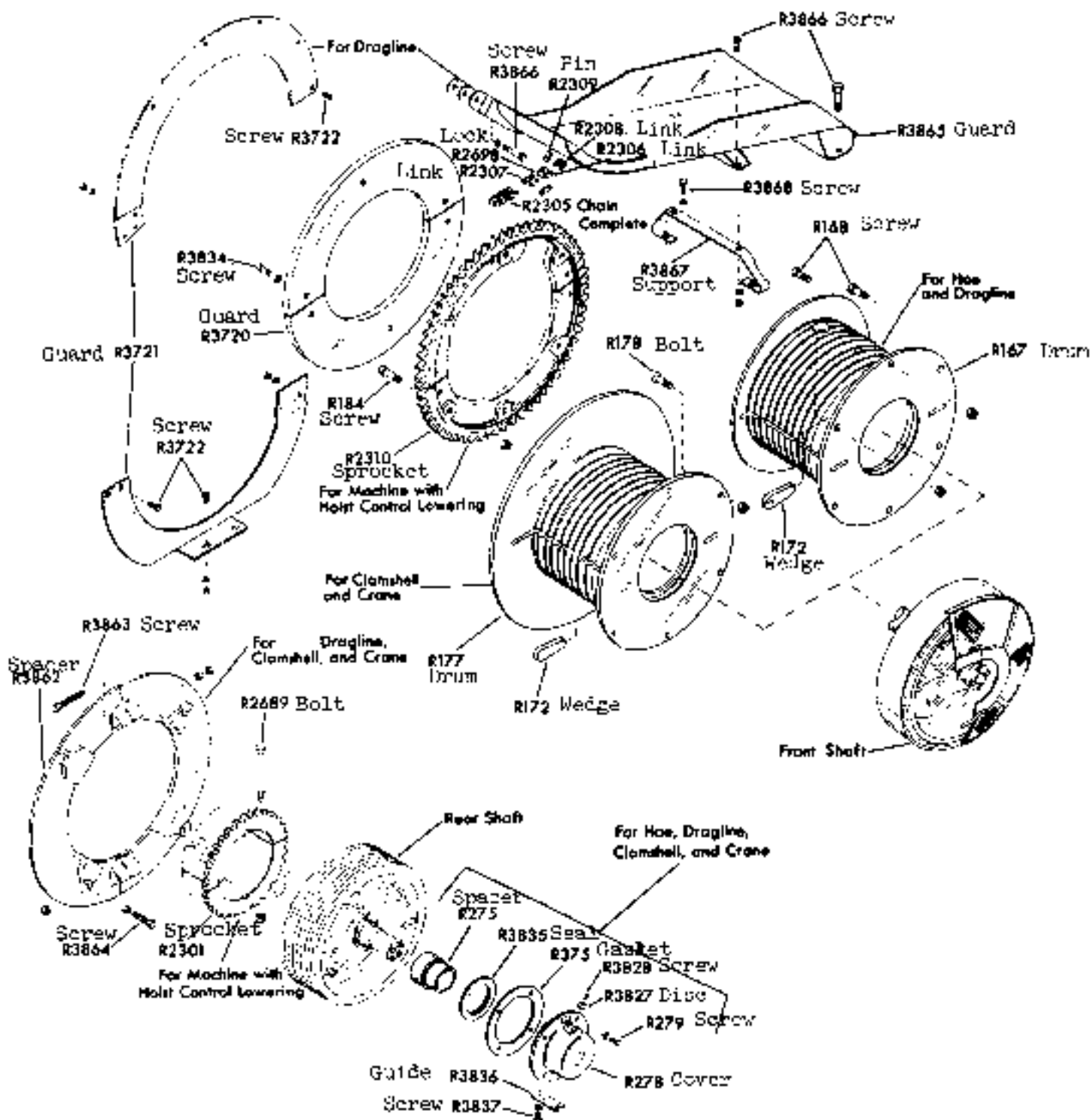
REF. NO.	NAME OF PART
R3222	Brake band complete- includes R3223 & R3224
R3223	Lining kit-includes R3224
R3224	Rivet, lining
R3225	Pin, end
R3226	Pin, lock
R3229	Pin, anchor
R3230	Capscrew
R3231	Screw, set
R3232	Bearing, anchor
R3233	Capscrew
R3234	Bracket, guide
R3235	Capscrew
R3236	Guide, band
R3237	Capscrew
R3238	Capscrew
R3239	Bolt, eye
R3240	Bushing
R3241	End, rod
R3242	Lever, toggle
R3243	Pin, lever
R3680	Capscrew
R3830	Spring
R3887	Pin, cylinder
R3888	Pin, link
R4354	Link, lever
R4355	Pin, cylinder
R4356	Spacer, link
R4357	Capscrew
R4358	Bolt, eye
R4359	Lever, pivot
R4360	Pin, lever



APPLICABLE ONLY TO SERIAL NUMBERS 123599 & UP

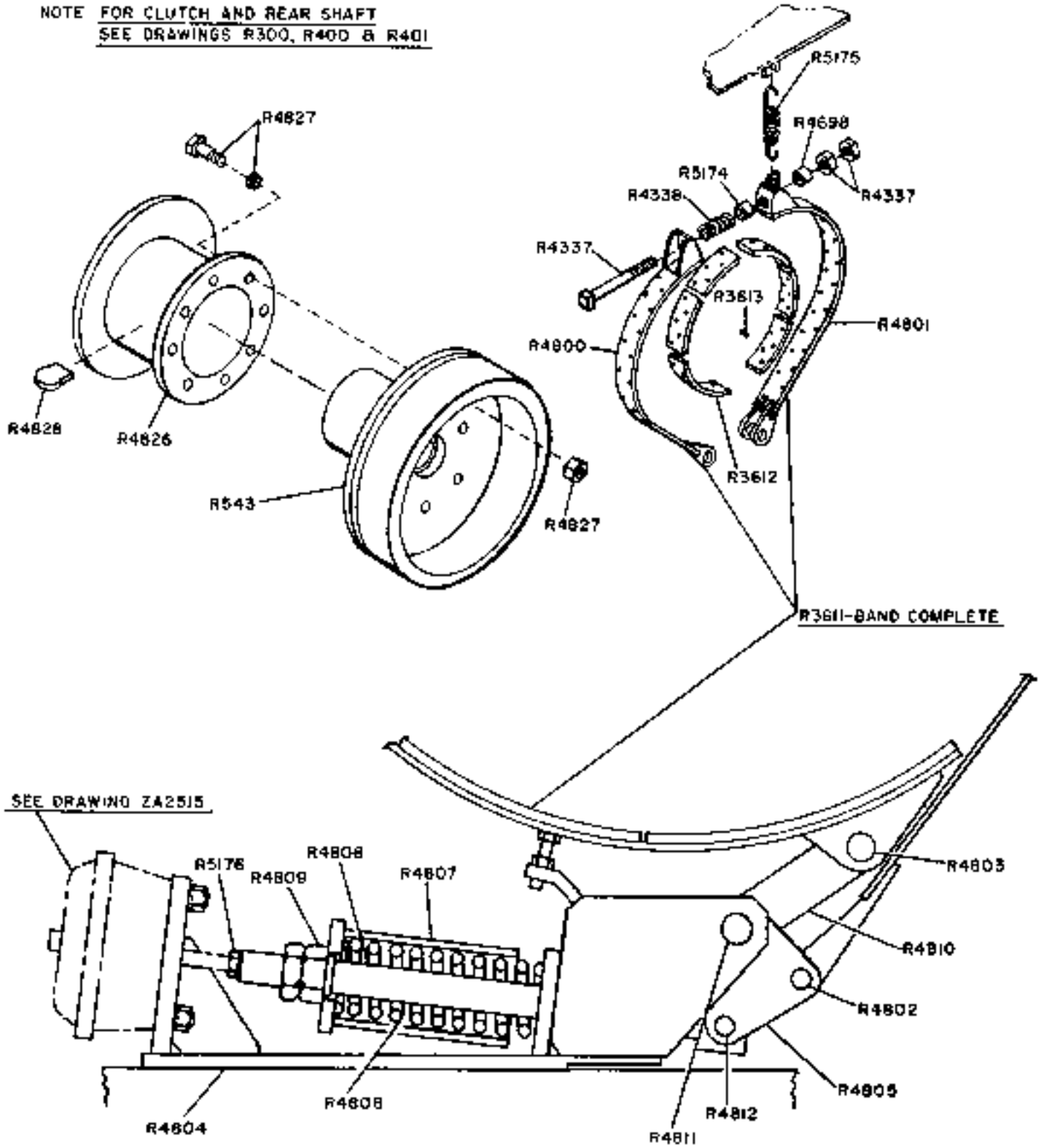
REF. NO.	NAME OF PART	REF. NO.	NAME OF PART
R605	Sprocket-includes R606	R1570	Link, chain
R606	Bushing	R1571	Pin, link
R607	Shaft	R1572	Nut, eye bolt
R613	Chain complete	R1573	Bracket, take-up
R614	Link, chain	R1574	Capscrew
R615	Pin, link	R2089	Sprocket, drive
R1559	Yoke, take-up	R2336	Lock, pin
R1560	Pin, fulcrum	R2337	Lock, pin
R1561	Bolt, eye-includes R1572	R2688	Capscrew
R1562	Pin, eye bolt	R2694	Capscrew
R1567	Sprocket, crowd	R3829	Bolt
R1568	Bolt, sprocket	R3990	Bracket
R1569	Chain complete	R3991	Capscrew

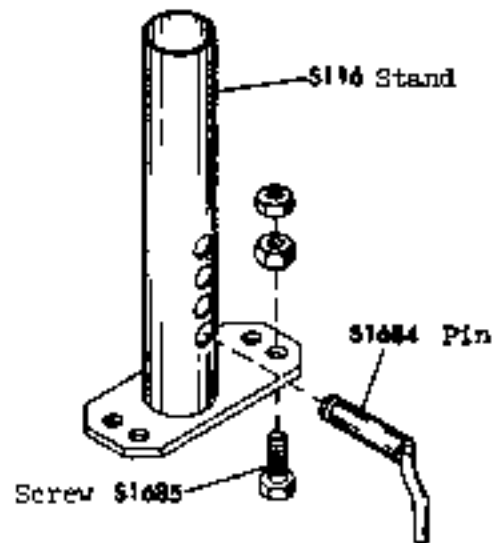
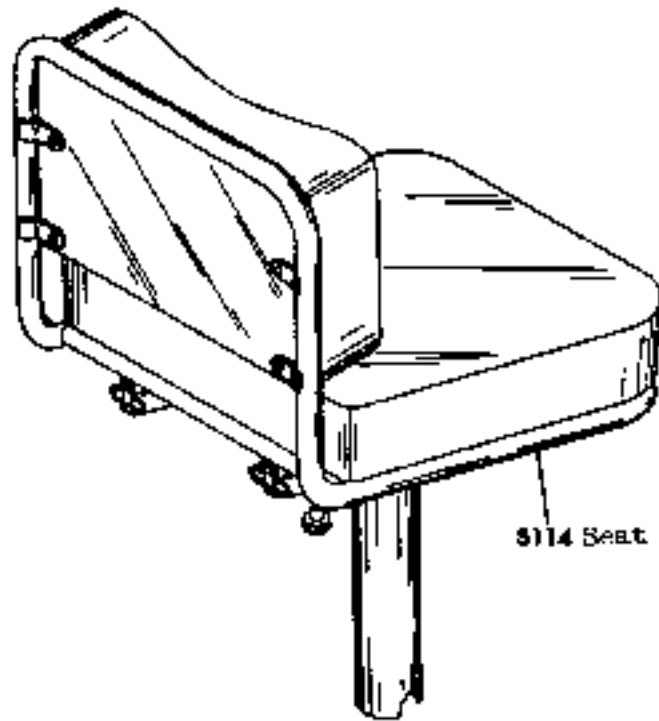
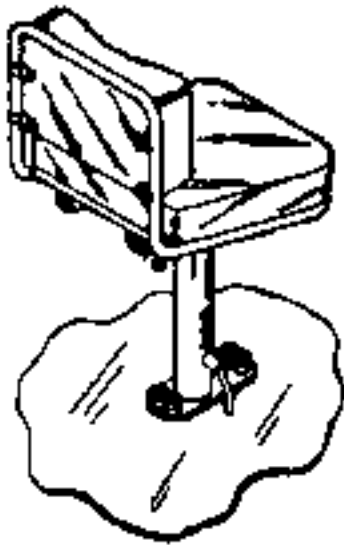


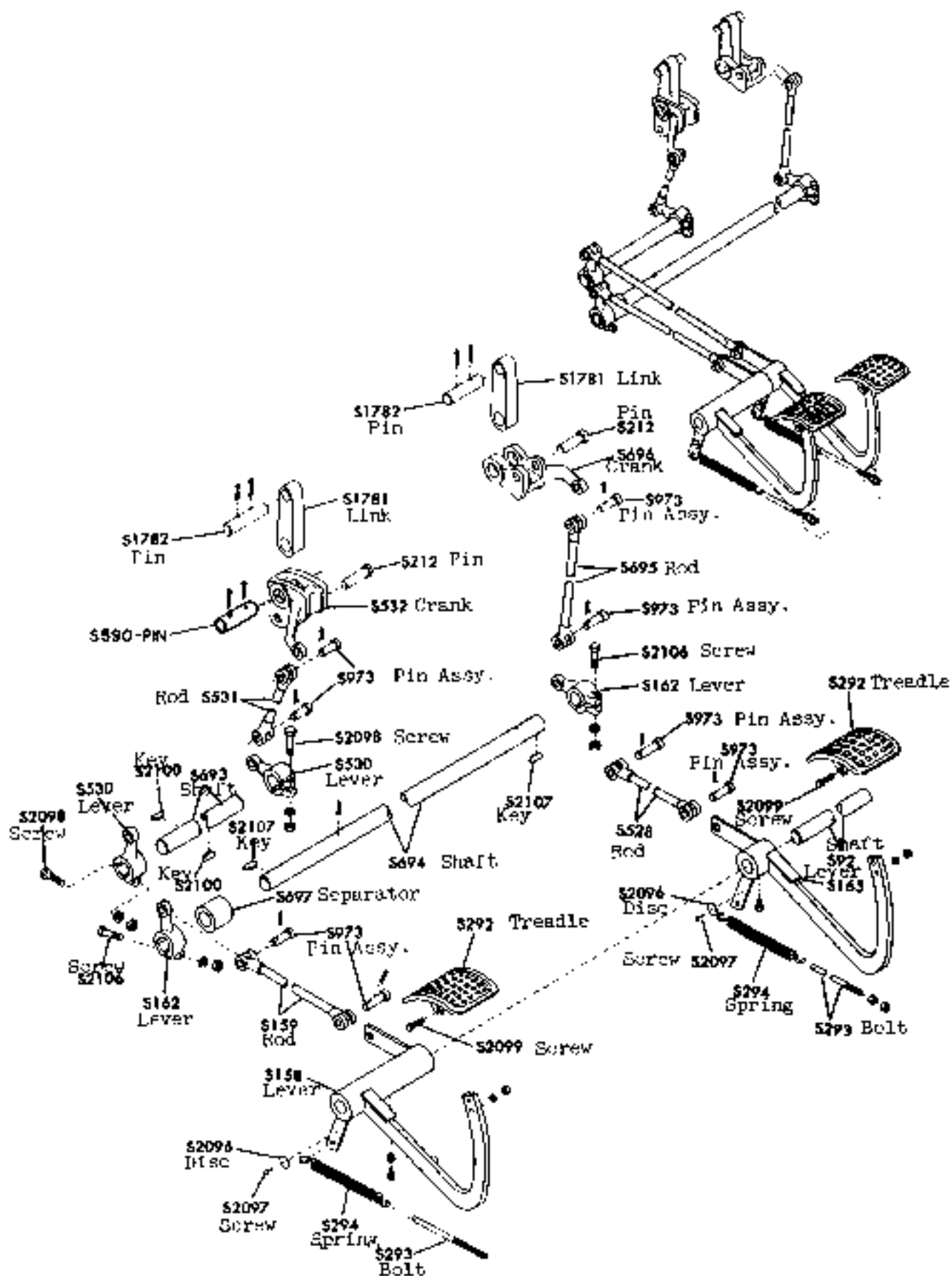


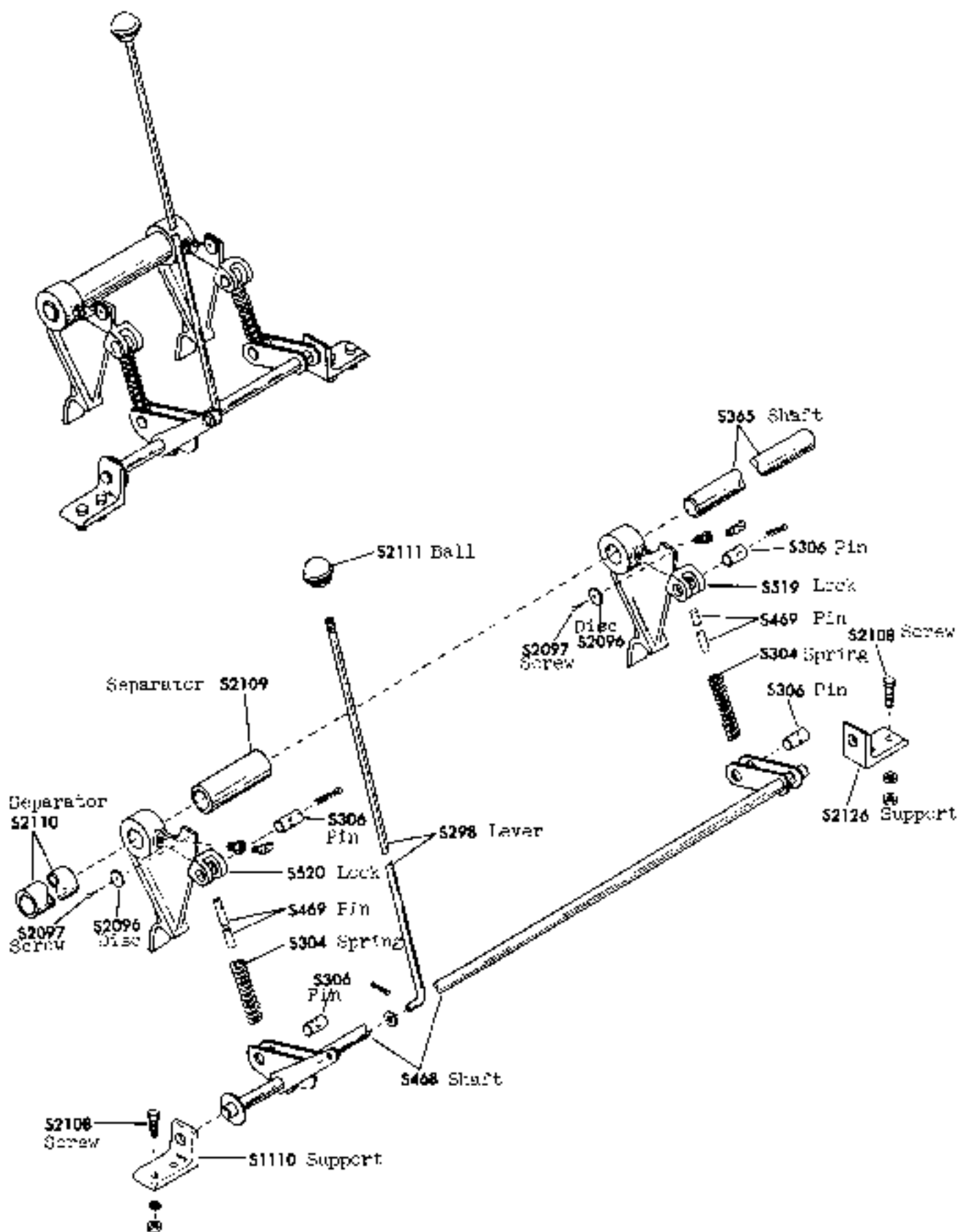
REF. NO.	NAME OF PART	REF. NO.	NAME OF PART
R543	Housing, brake & clutch	R4804	Bracket
R3611	Band complete-see R4800 & R4801 half bands	R4805	Link
R3612	Lining-includes R3613	R4806	Rod
R3613	Rivets	R4807	Guide
R4337	Bolt	R4808	Spring
R4338	Spring	R4809	Nut
R4698	Spacer	R4810	Link
R4800	Band, anchor half includes R3612 & R3613	R4811	Pin
R4801	Band, live half includes R3612 & R3613	R4812	Pin
R4802	Pin	R4826	Drum
R4803	Pin	R4827	Capscrew
		R4828	Wedge
		R5174	Spacer
		R5175	Spring
		R5176	Nut

NOTE FOR CLUTCH AND REAR SHAFT
SEE DRAWINGS R300, R40D & R40I



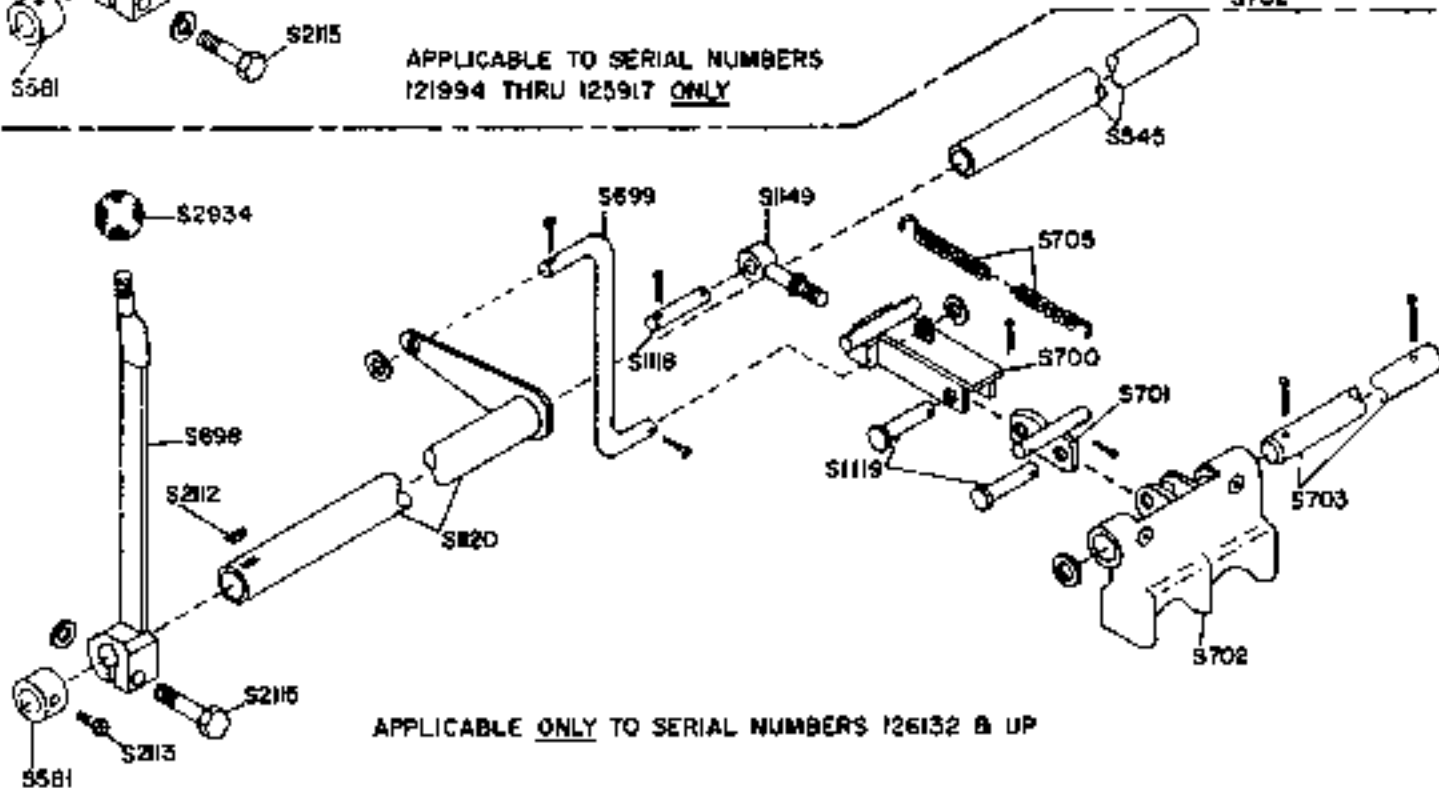
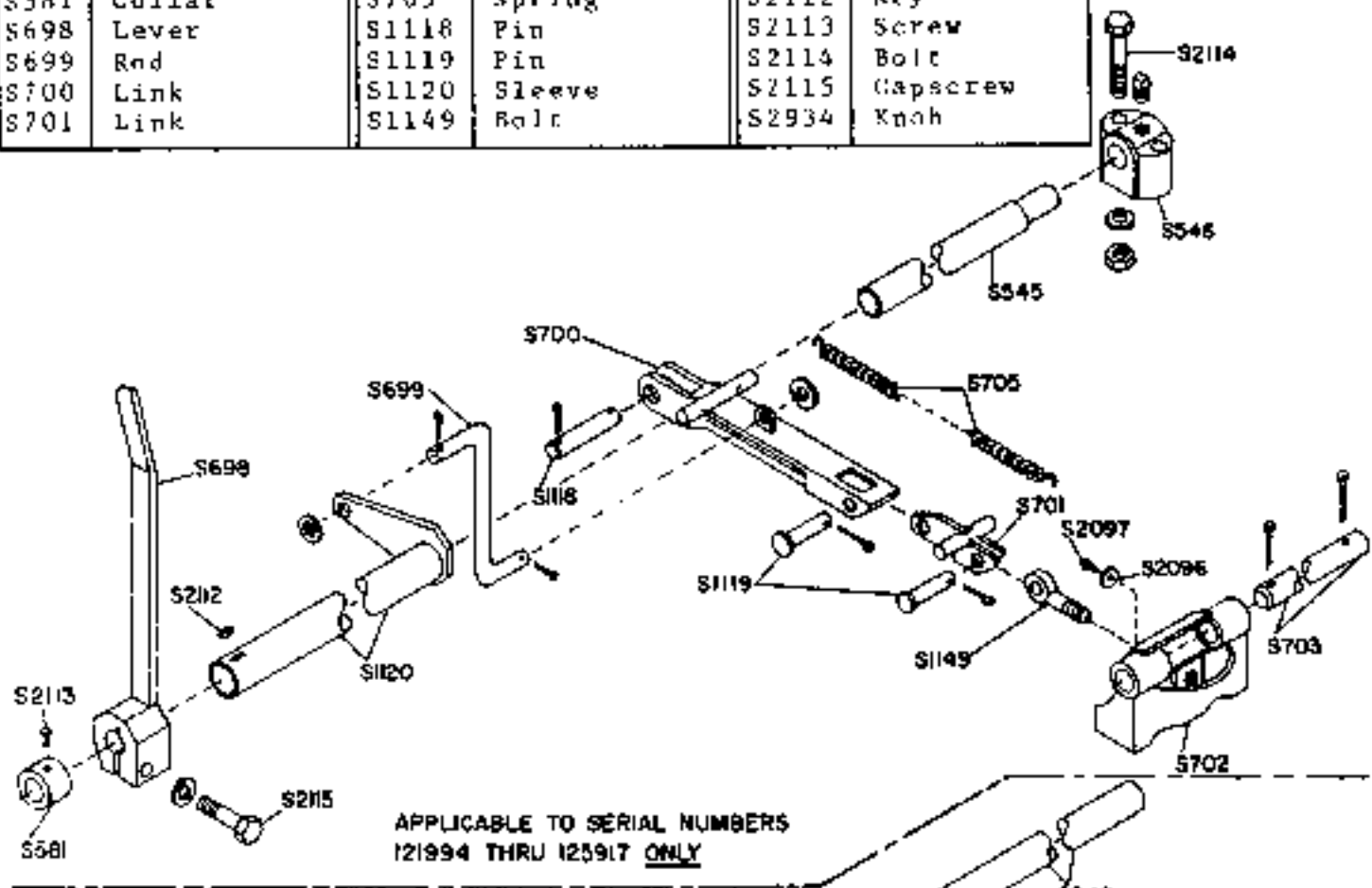




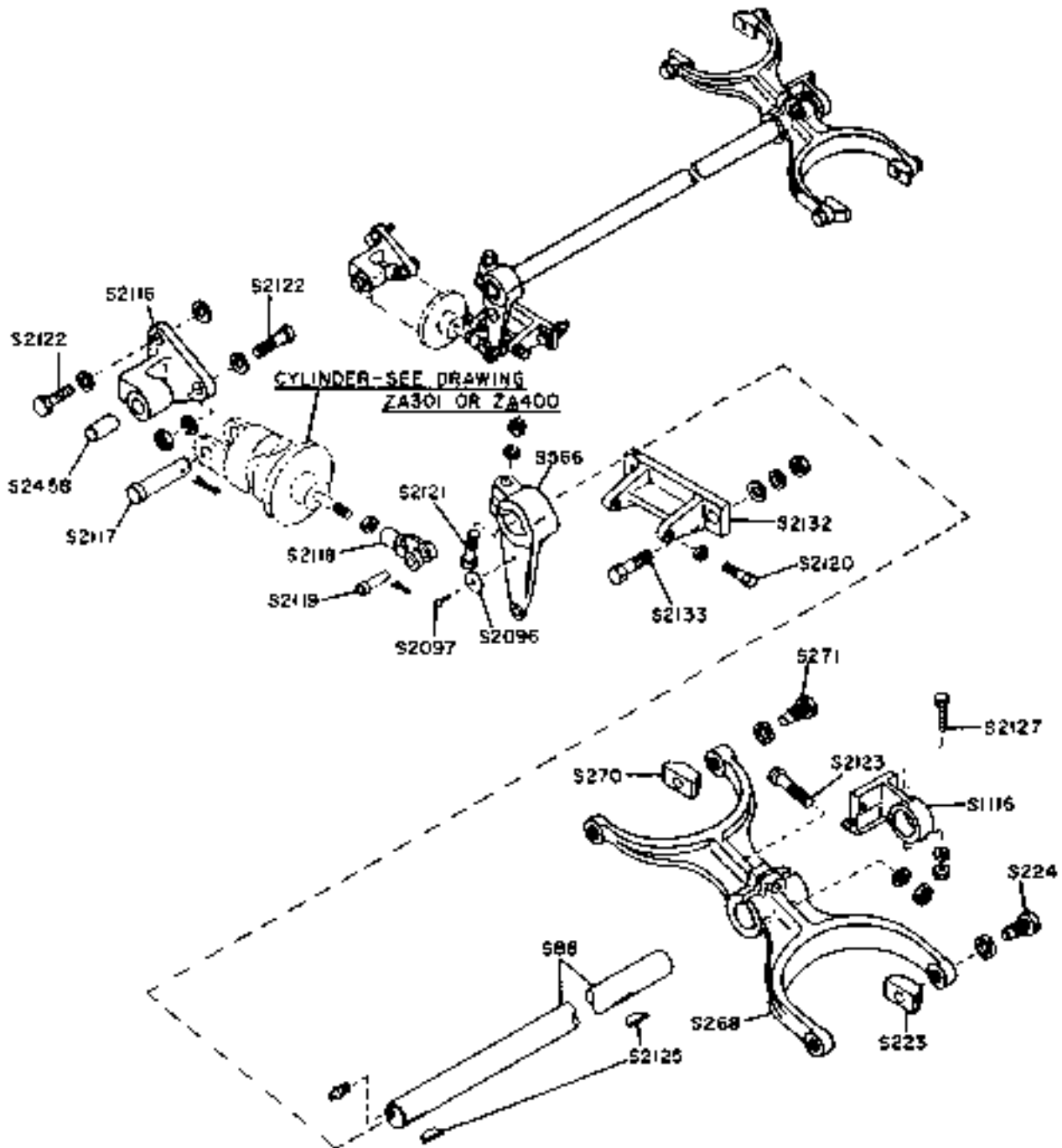


FOOT BRAKE LOCK 25B-S300

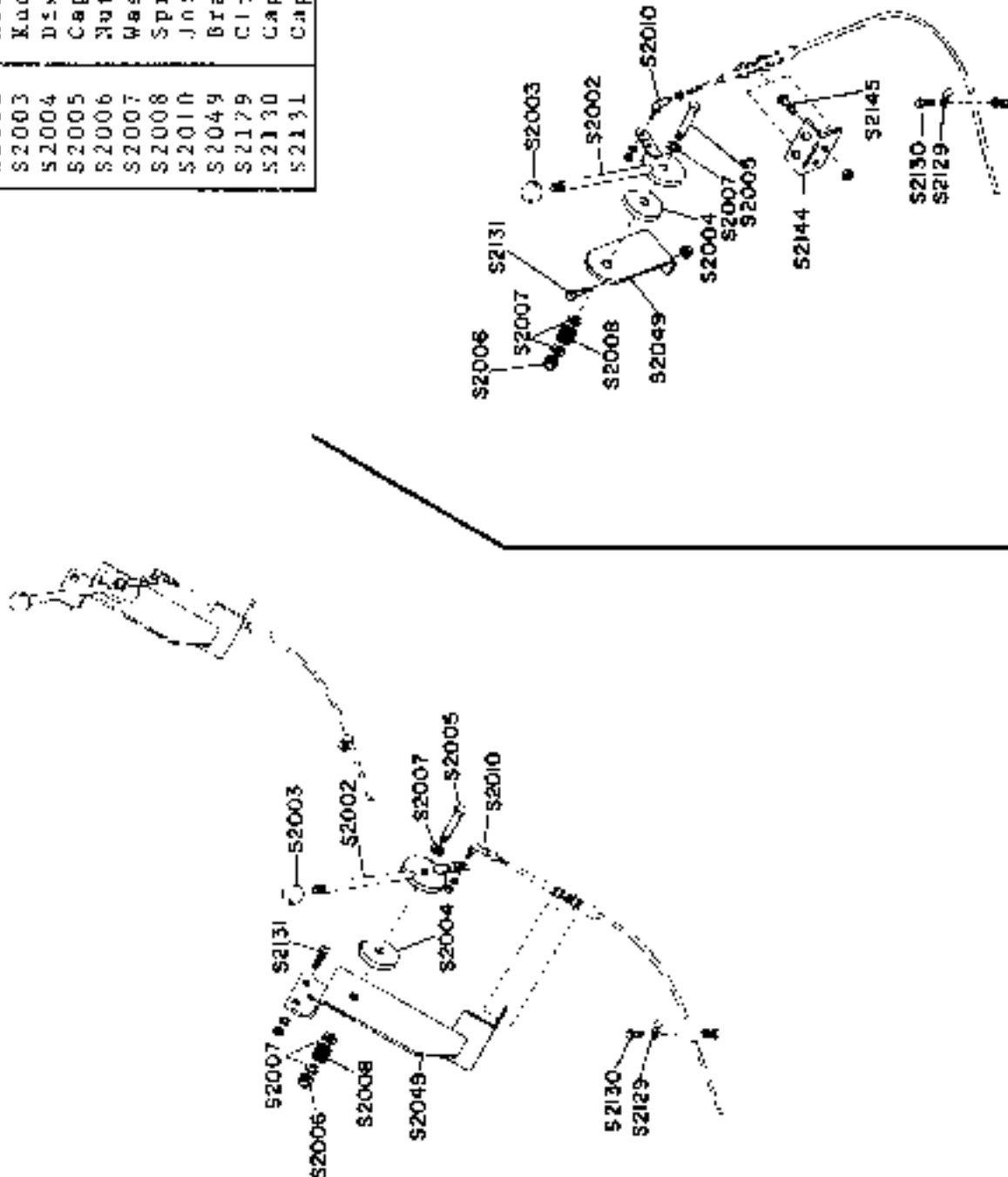
REF. NO.	NAME OF PART	REF. NO.	NAME OF PART	REF. NO.	NAME OF PART
S545	Shaft	S702	Joy	S2096	Diac
S546	Bearing	S703	Shaft	S2097	Screw
S581	Collar	S705	Spring	S2112	Key
S698	Lever	S1118	Pin	S2113	Screw
S699	Rod	S1119	Pin	S2114	Bolt
S700	Link	S1120	Sleeve	S2115	Capscrew
S701	Link	S1149	Bolt	S2934	Knob



REF. NO.	NAME OF PART	REF. NO.	NAME OF PART
S88	Shaft	S2118	End, rod
S223	Shoe, propel clutch	S2119	Pin
S224	Screw	S2120	Capscrew
S268	Yoke-includes S2123	S2121	Capscrew
S270	Shoe, swing clutch	S2122	Capscrew
S271	Screw	S2123	Capscrew
S566	Crank	S2125	Key
S1116	Bracket, shaft	S2127	Capscrew
S2096	Disc	S2132	Bracket
S2097	Screw	S2133	Capscrew
S2116	Bracket, cylinder	S2458	Bushing
S2117	Pin		

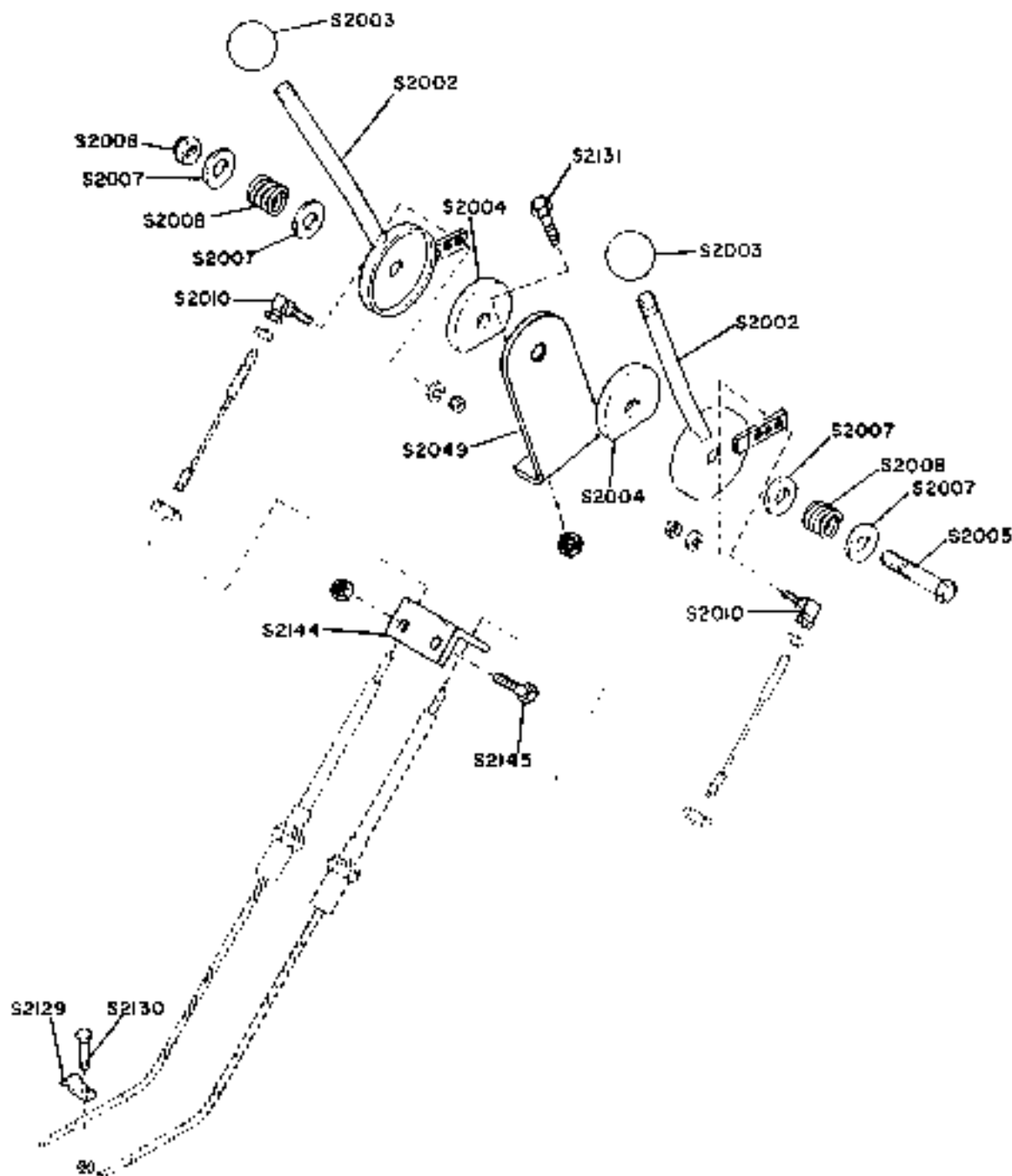


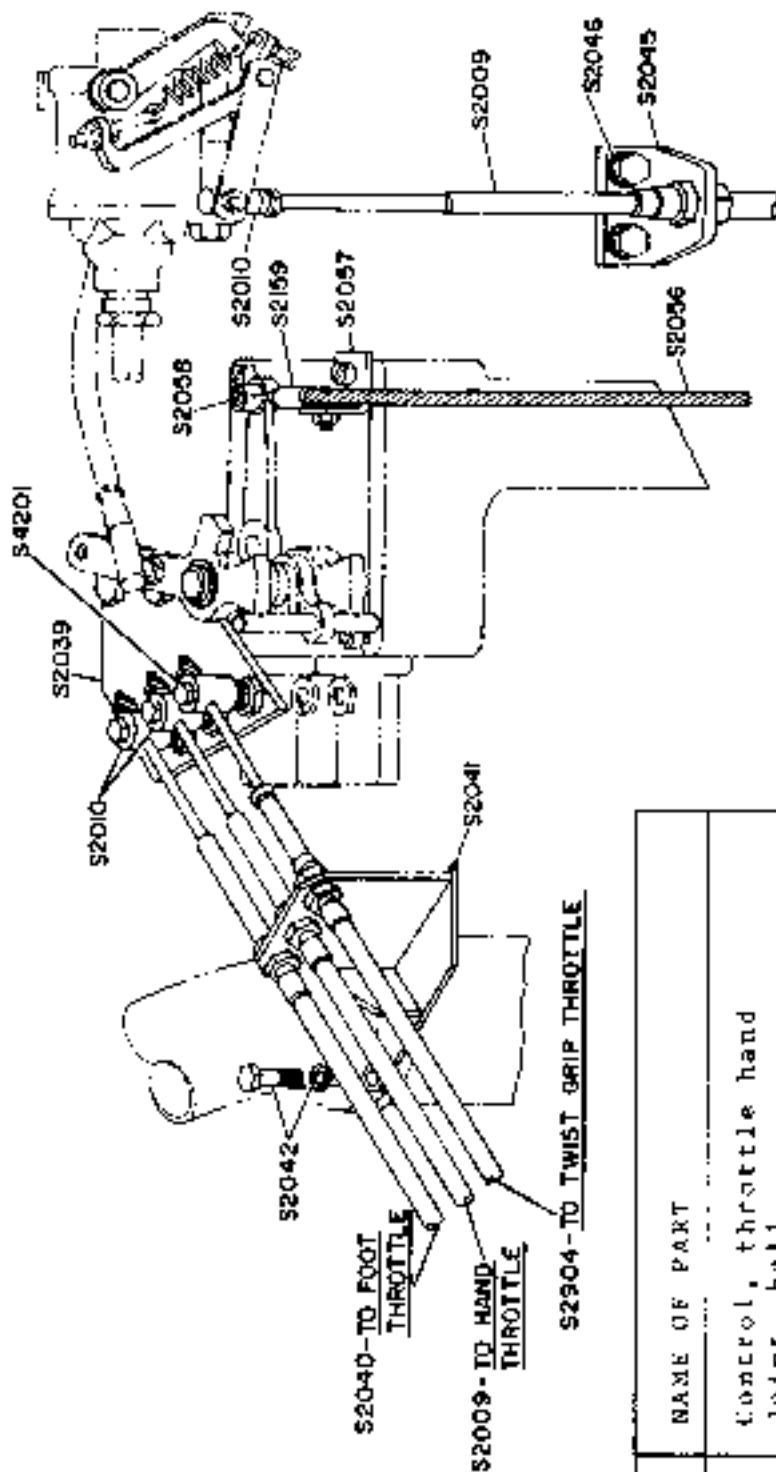
REF. NO.	NAME OF PART
S2002	Arm
S2003	Knob
S2004	Disc
S2005	Capscrew
S2006	Nut
S2007	Washer
S2008	Spring
S2010	Joint, ball
S2049	Bracket
S2179	Clip
S2130	Capscrew
S2131	Capscrew



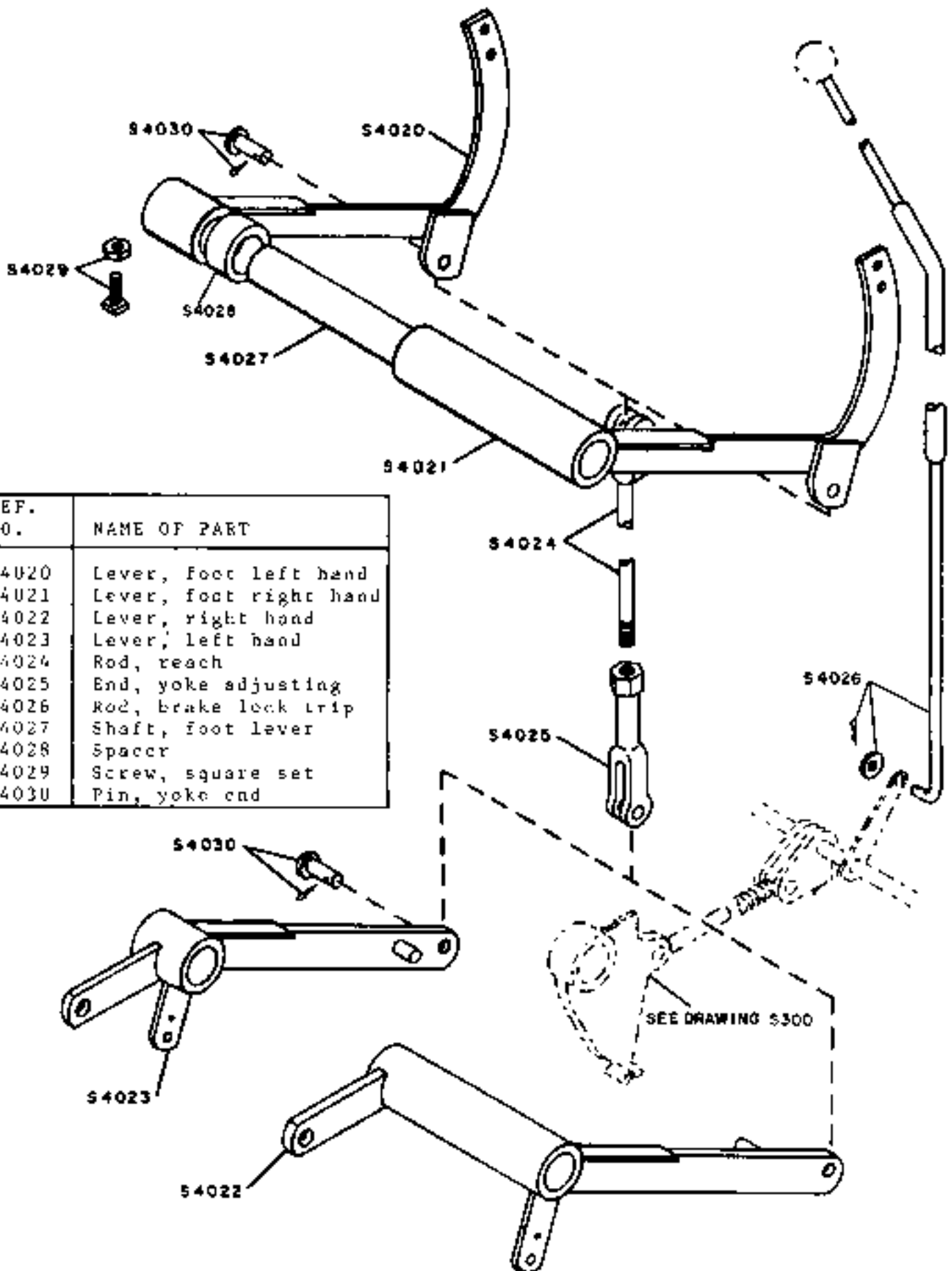
ON SOME MACHINES

REF. NO.	NAME OF PART	REF. NO.	NAME OF PART
S2002	Arm	S2010	Joint, ball
S2003	Knob	S2049	Bracket
S2004	Disc	S2129	Clip
S2005	Capscrew	S2130	Capscrew
S2006	Nut	S2131	Capscrew
S2007	Washer	S2144	Bracket
S2008	Spring	S2145	Capscrew

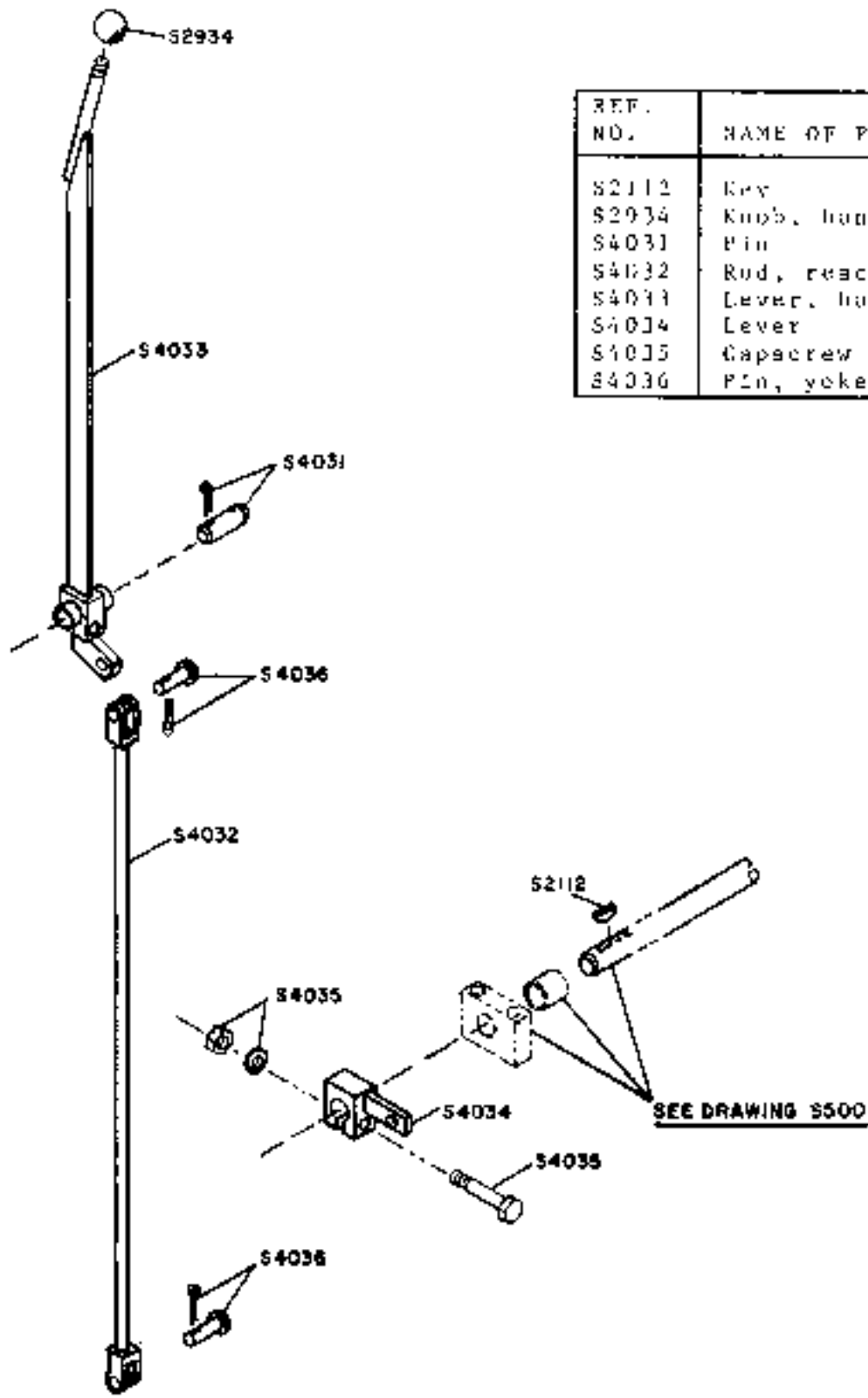




REF. NO.	NAME OF PART
S2009	Control, throttle hand
S2010	Joint, ball
S2039	Bracket, control cable governor
S2040	Control, throttle foot
S2041	Bracket, control
S2042	Capscrew
S2045	Bracket, control
S2046	Capscrew
S2056	Cable, stop control
S2057	Bracket, stop control
S2058	Swivel, stop control
S2159	clip, stop control
S2904	Control, twist grip throttle
S4201	Joint, ball

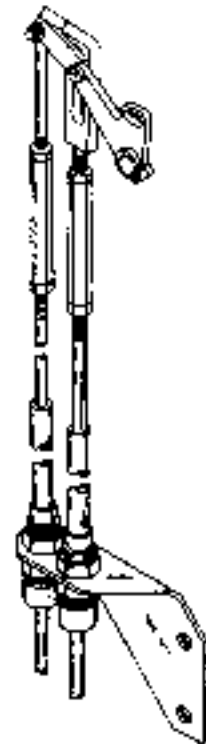
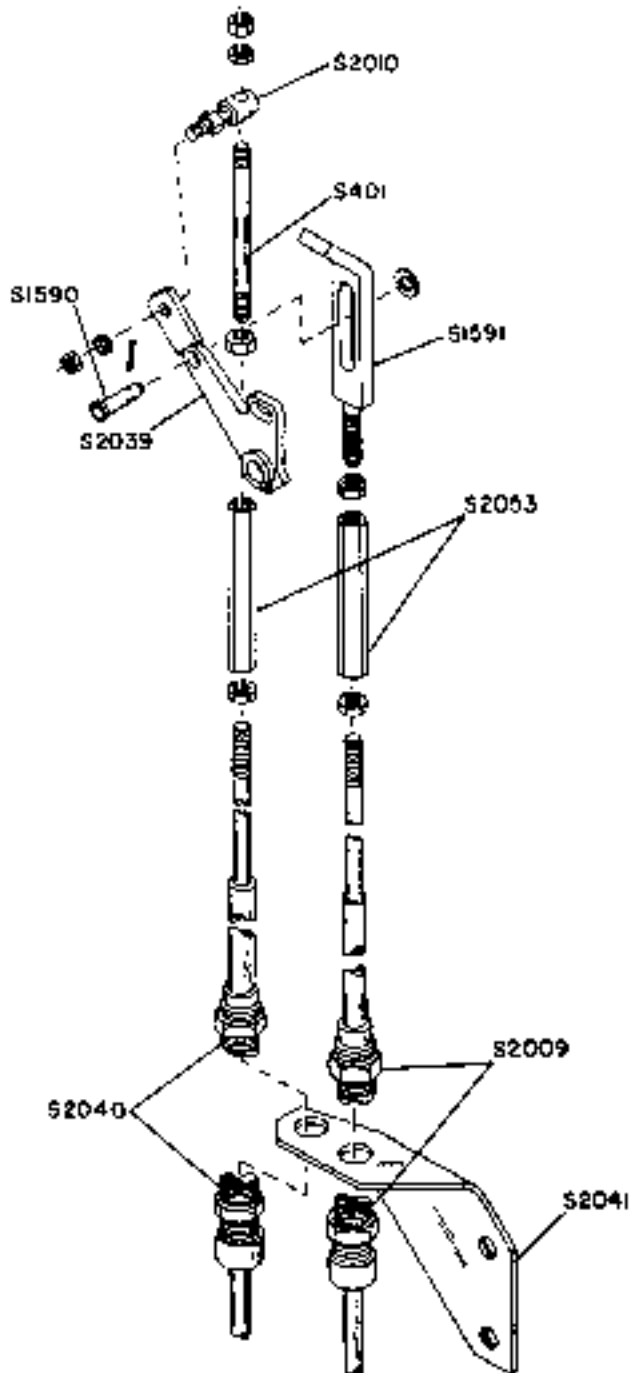


REF. NO.	NAME OF PART
S4020	Lever, foot left hand
S4021	Lever, foot right hand
S4022	Lever, right hand
S4023	Lever, left hand
S4024	Rod, reach
S4025	End, yoke adjusting
S4026	Rod, brake lock trip
S4027	Shaft, foot lever
S4028	Spacer
S4029	Screw, square set
S4030	Pin, yoke end



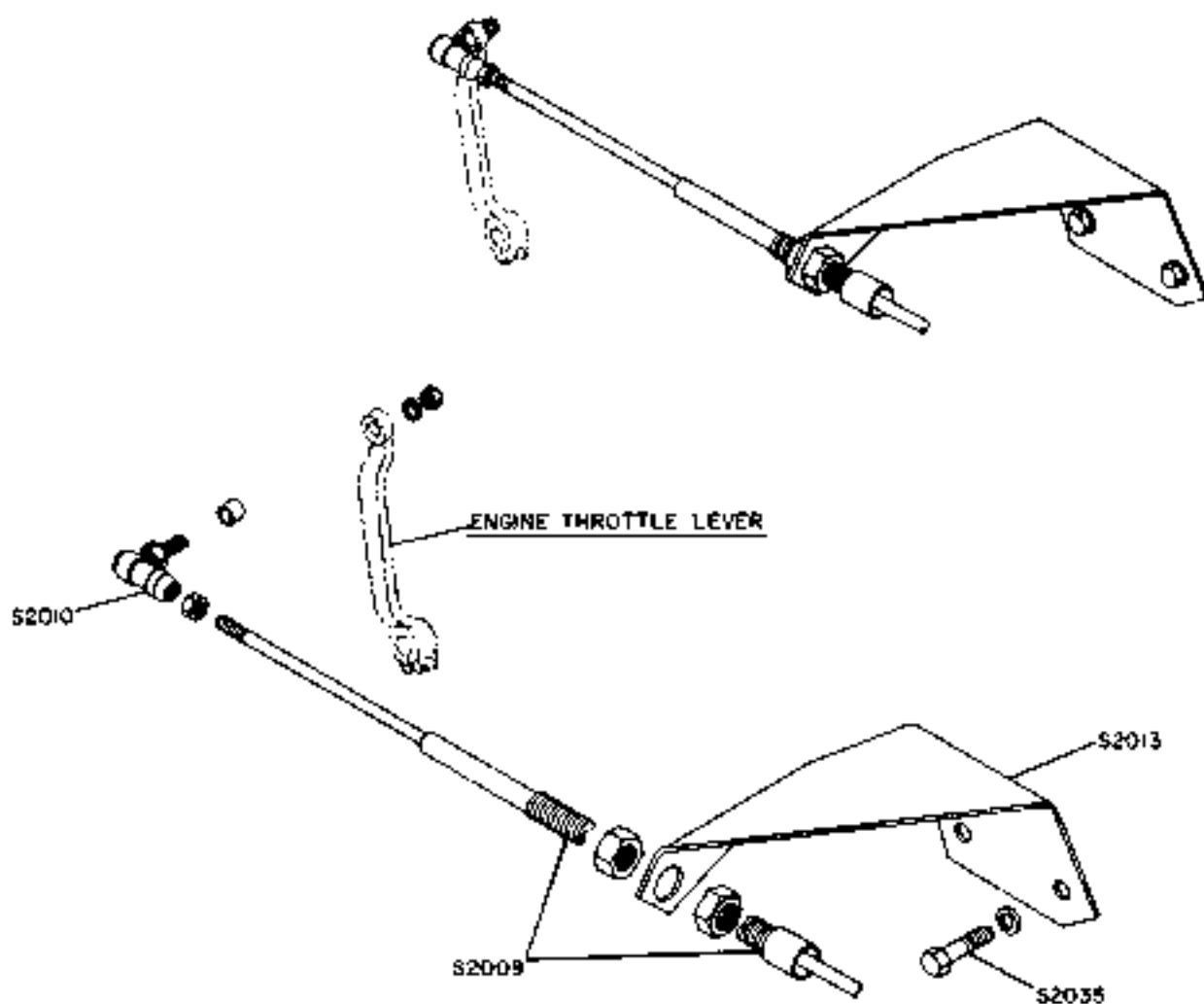
REF. NO.	NAME OF PART
S2112	Key
S2934	Knob, hand lever
S4031	Pin
S4032	Rod, reach
S4033	Lever, hand
S4034	Lever
S4035	Capcrew
S4036	Pin, yoke

REF. NO.	NAME OF PART
S401	Rod
S1590	Pin Assembly
S1591	End, rod
S2010	Joint, ball
S2009	Control, hand throttle
S2039	Lever
S2040	Control, foot throttle
S2041	Bracket
S2053	Nut

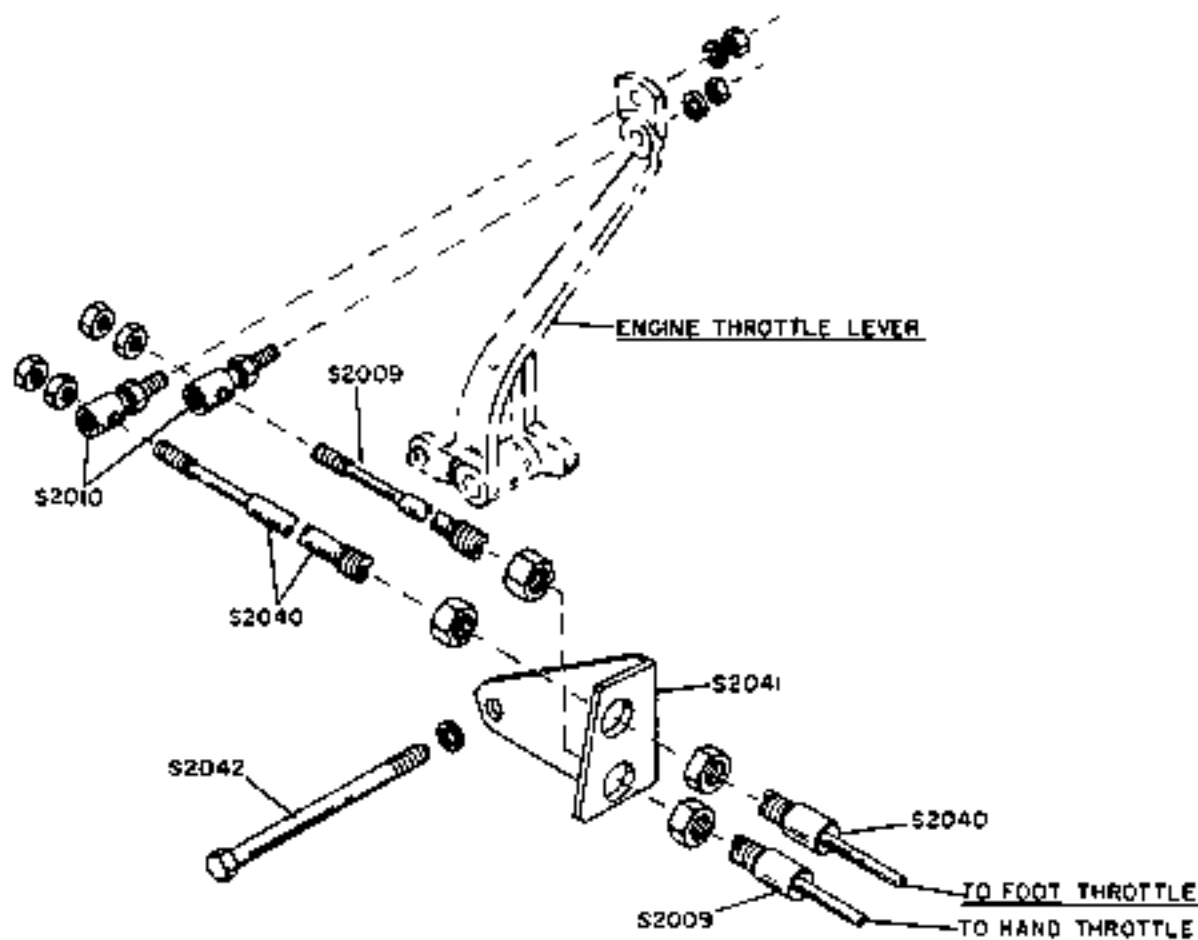
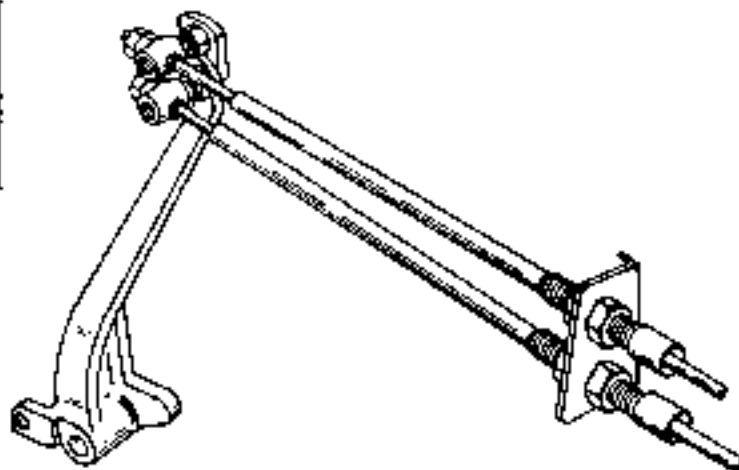


THROTTLE CONTROL AT ENGINE WITH HAND &
 FOOT THROTTLE FOR G.M.C. 4-71 (4057C)
 DIESEL ENGINE WITH TORQUE CONVERTER

REF. NO.	NAME OF PART
S2009	Control, hand throttle
S2010	Joint, ball
S2013	Bracket
S2035	Capcrew

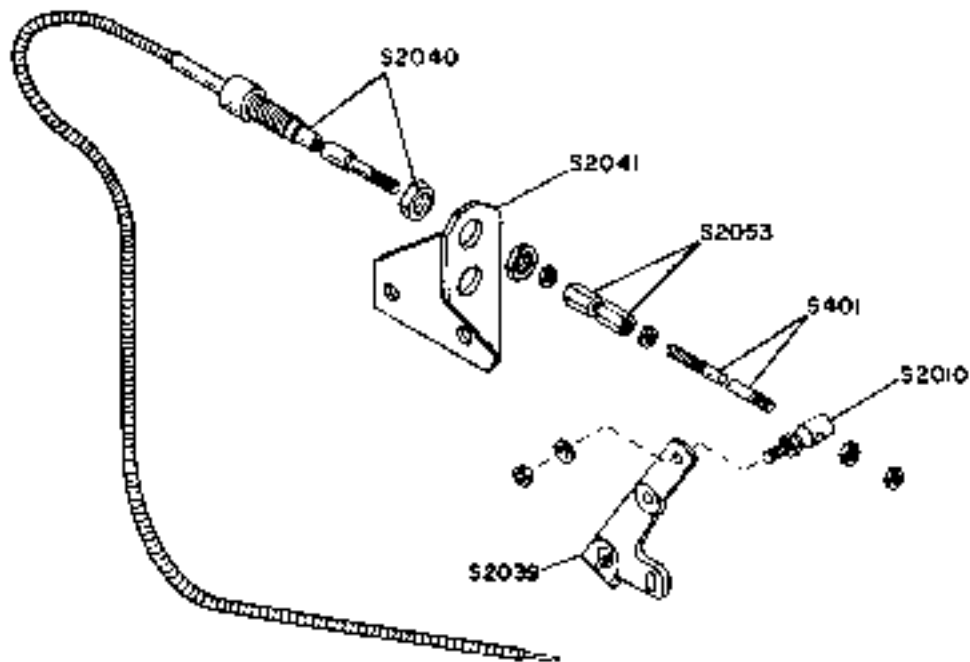
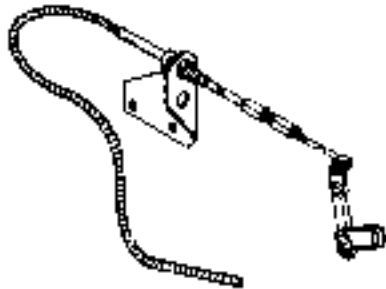


REF. NO.	NAME OF PART
S2009	Control, hand throttle
S2010	Joint, ball
S2040	Control, foot throttle
S2041	Bracket
S2042	Capscrew



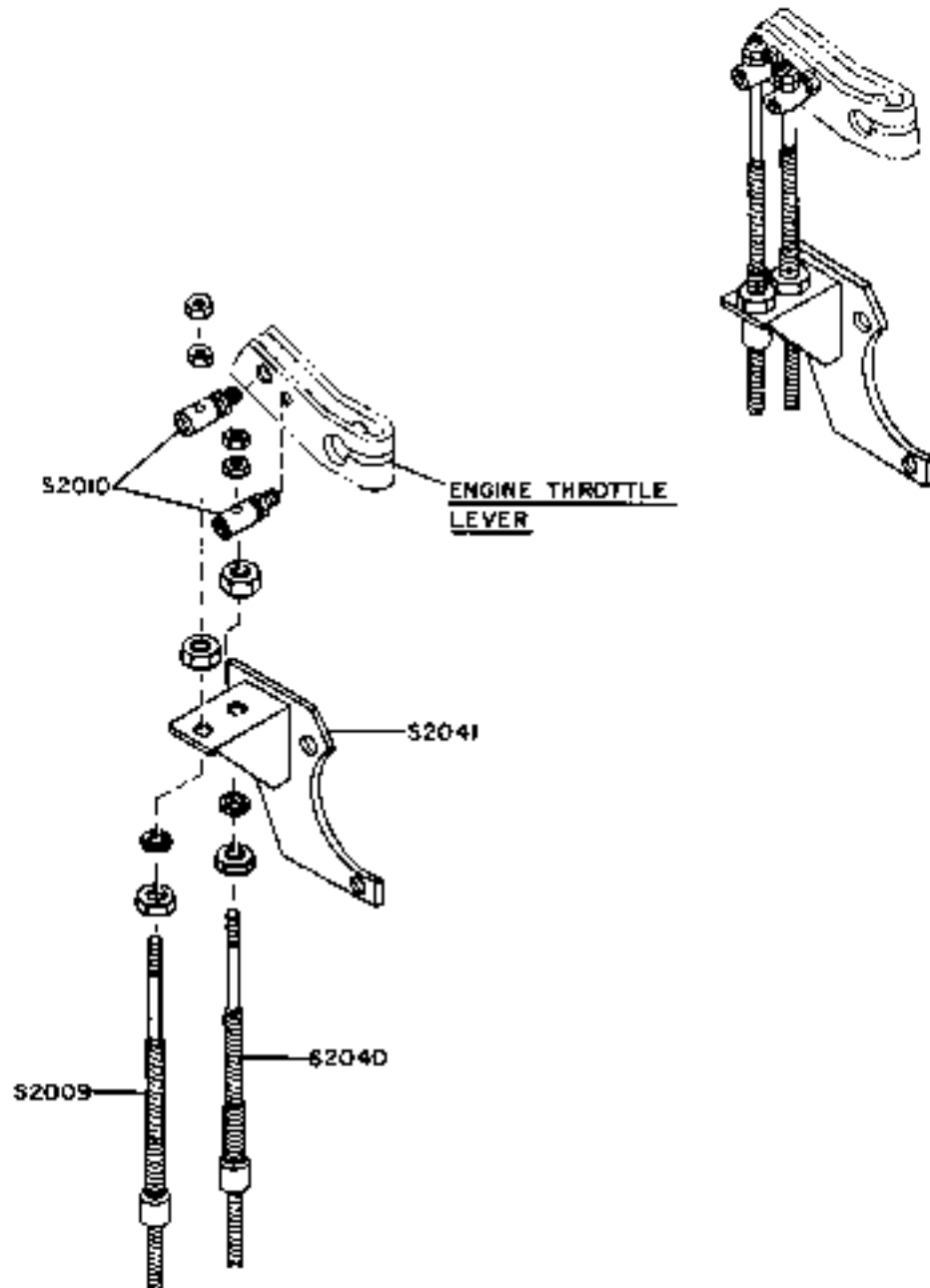
THROTTLE CONTROL AT ENGINE WITH HAND & FOOT THROTTLE
 FOR I.H.C. U-501 WITH POWER TAKE-OFF,
 TWO SPEED TRANSMISSION OR TORQUE CONVERTER &
 I.H.C. UD-525 WITH POWER TAKE-OFF

REF. No.	NAME OF PART
S401	Rod
S2010	Joint, ball
S2039	Lever
S2040	Control, foot throttle
S2041	Bracket
S2053	Bracket



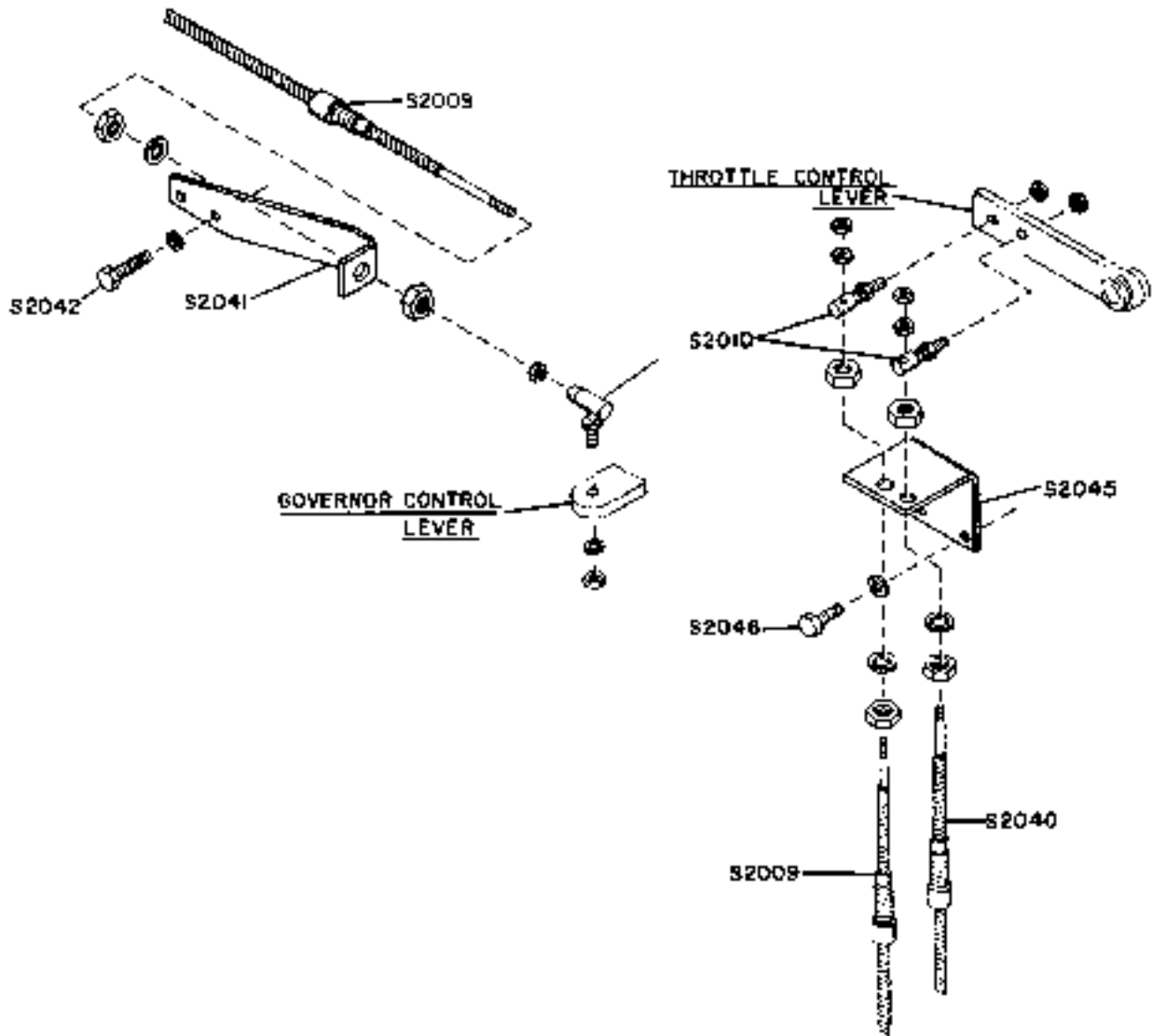
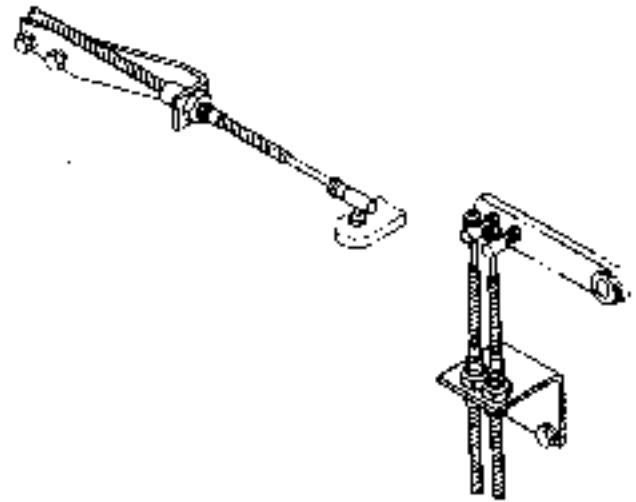
FOOT THROTTLE CONTROL AT ENGINE
FOR G.M.C. 4-71 (4057C)
DIESEL ENGINE WITH POWER TAKE-OFF

REF. NO.	NAME OF PART
S2009	Control, hand throttle
S2010	Joint, ball
S2040	Control, foot throttle
S2041	Bracket



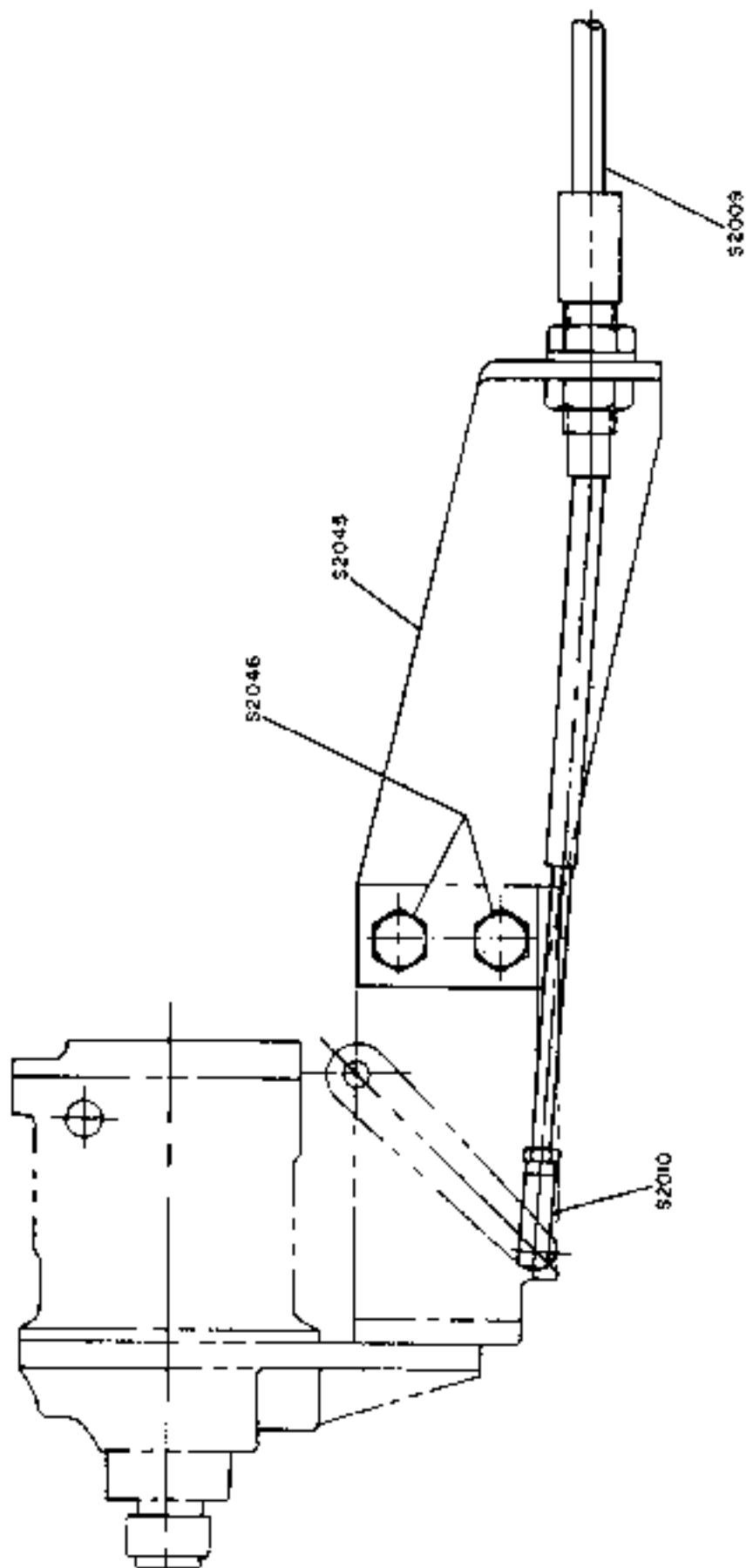
THROTTLE CONTROL AT ENGINE WITH HAND &
 FOOT THROTTLE FOR CAT. D330A
 DIESEL ENGINE WITH POWER TAKE-OFF

MRF. NO.	NAME OF PART
S2009	Control, hand throttle
S2010	Joint, ball
S2040	Control, foot throttle
S2041	Bracket
S2042	Capscrew
S2045	Bracket
S2046	Capscrew

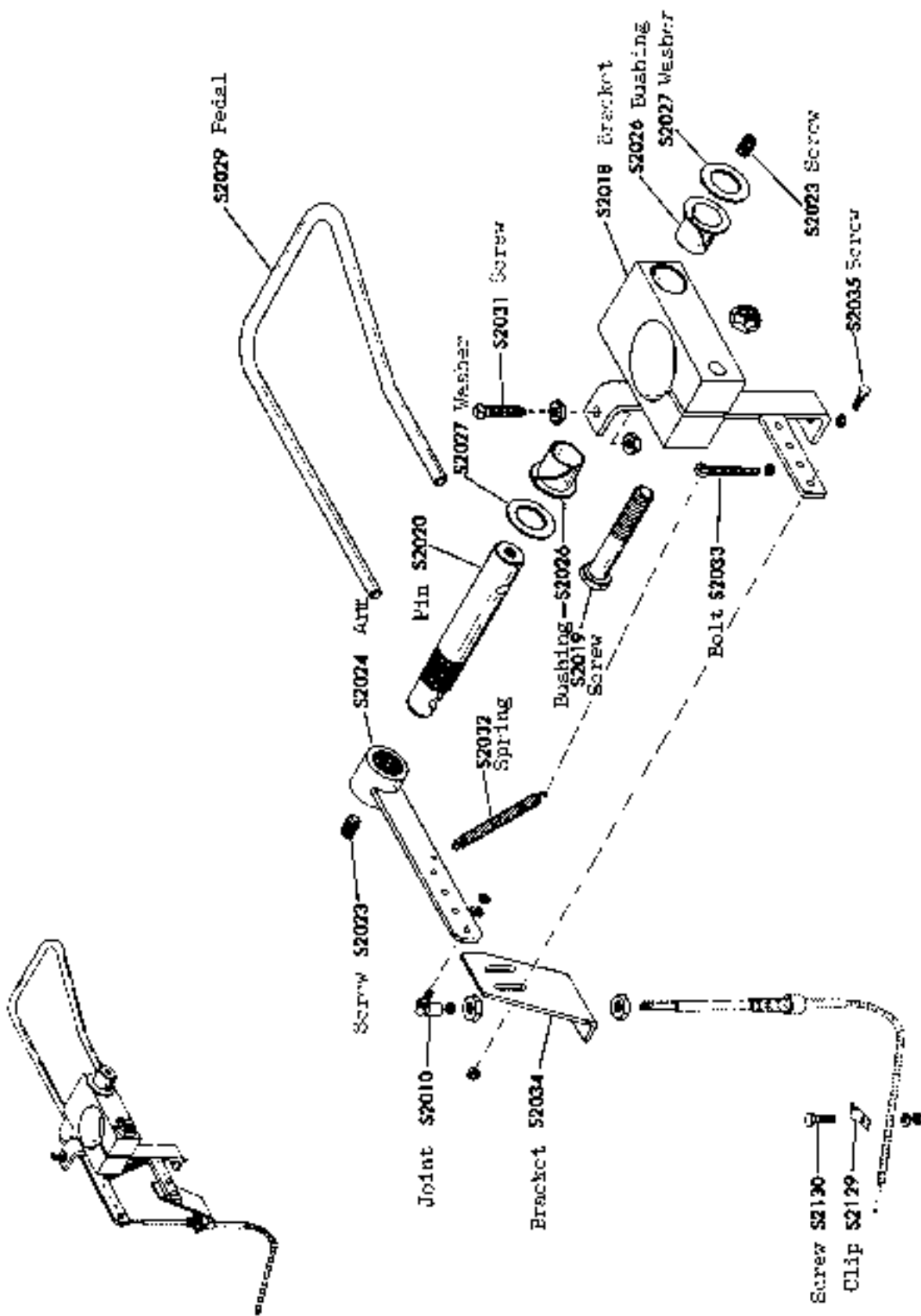


THROTTLE CONTROL AT ENGINE WITH HAND &
 FOOT THROTTLE FOR CAT. D330T & G.M.C. 4-71(4057C)
 DIESEL ENGINES WITH TORQUE CONVERTERS

REF. NO.	NAME OF PART
S2009	Control, hand throttle
S2010	Joint, ball
S2045	Bracket
S2046	Capscrew

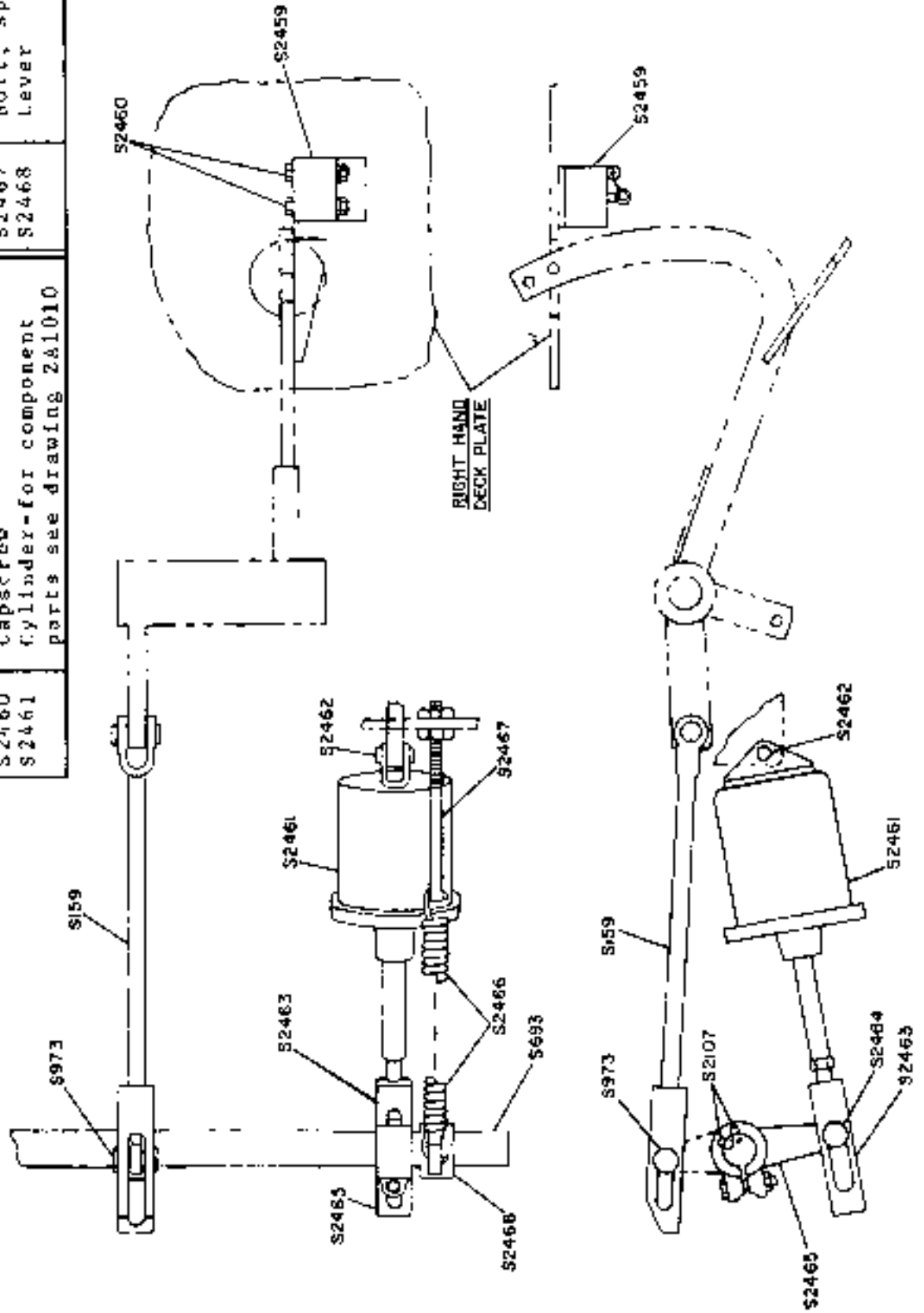


THROTTLE CONTROL AT TORQUE CONVERTER
FOR I.H.C. U-501 GASOLINE ENGINE

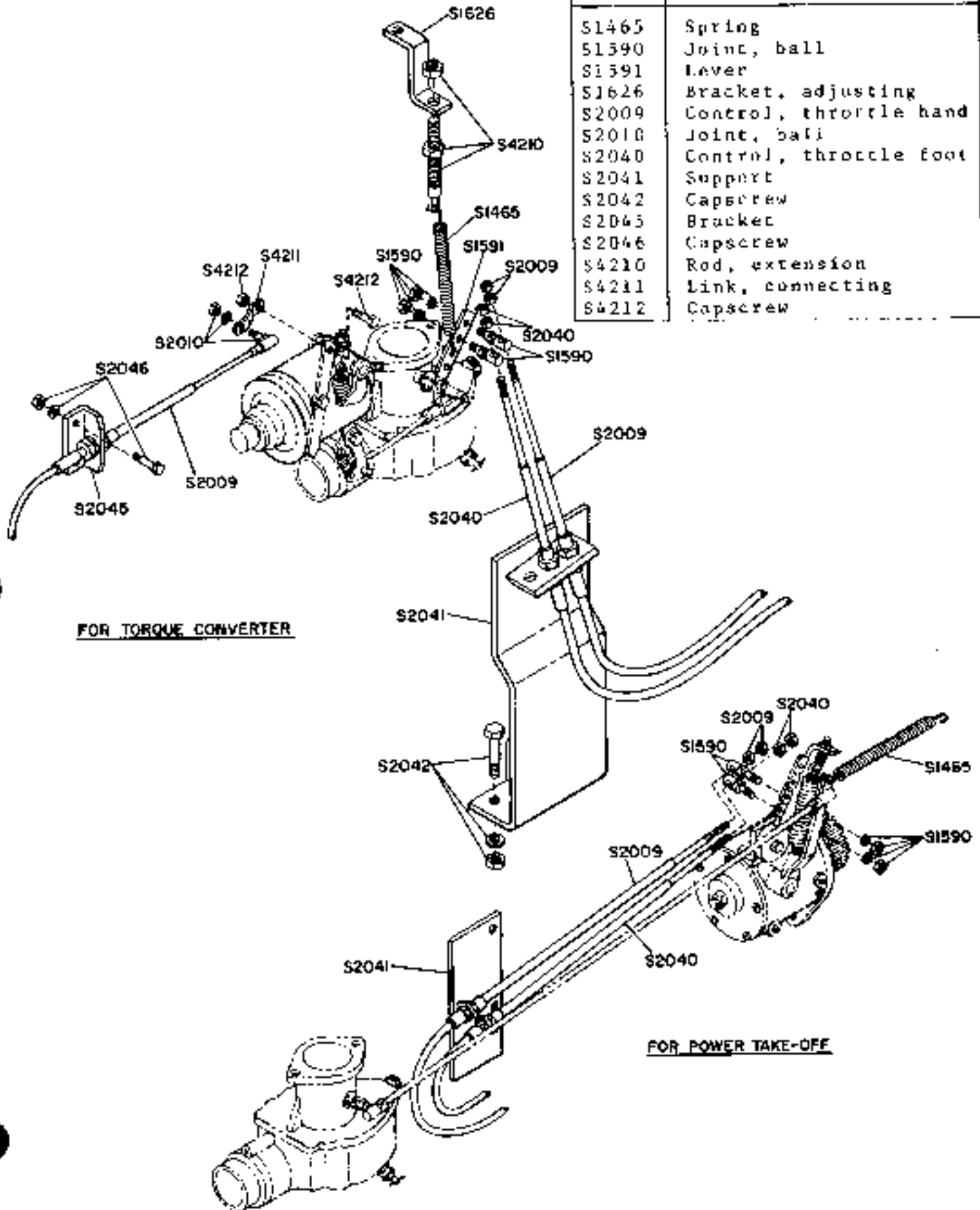


226 - Applicable **ONLY** to Serial numbers 125393 & Up
 256 - Applicable on all machines

REF. NO.	NAME OF PART	REF. NO.	NAME OF PART
S159	Kod, reach	S2462	Pin
S693	Shaft	S2463	End, yoke
S973	Pin	S2464	Pin
S2107	Key	S2465	Lever
S2459	Valve	S2466	Spring
S2460	Capscrew	S2467	Bolt, spring
S2461	Cylinder-for component parts see drawing 241010	S2468	Lever



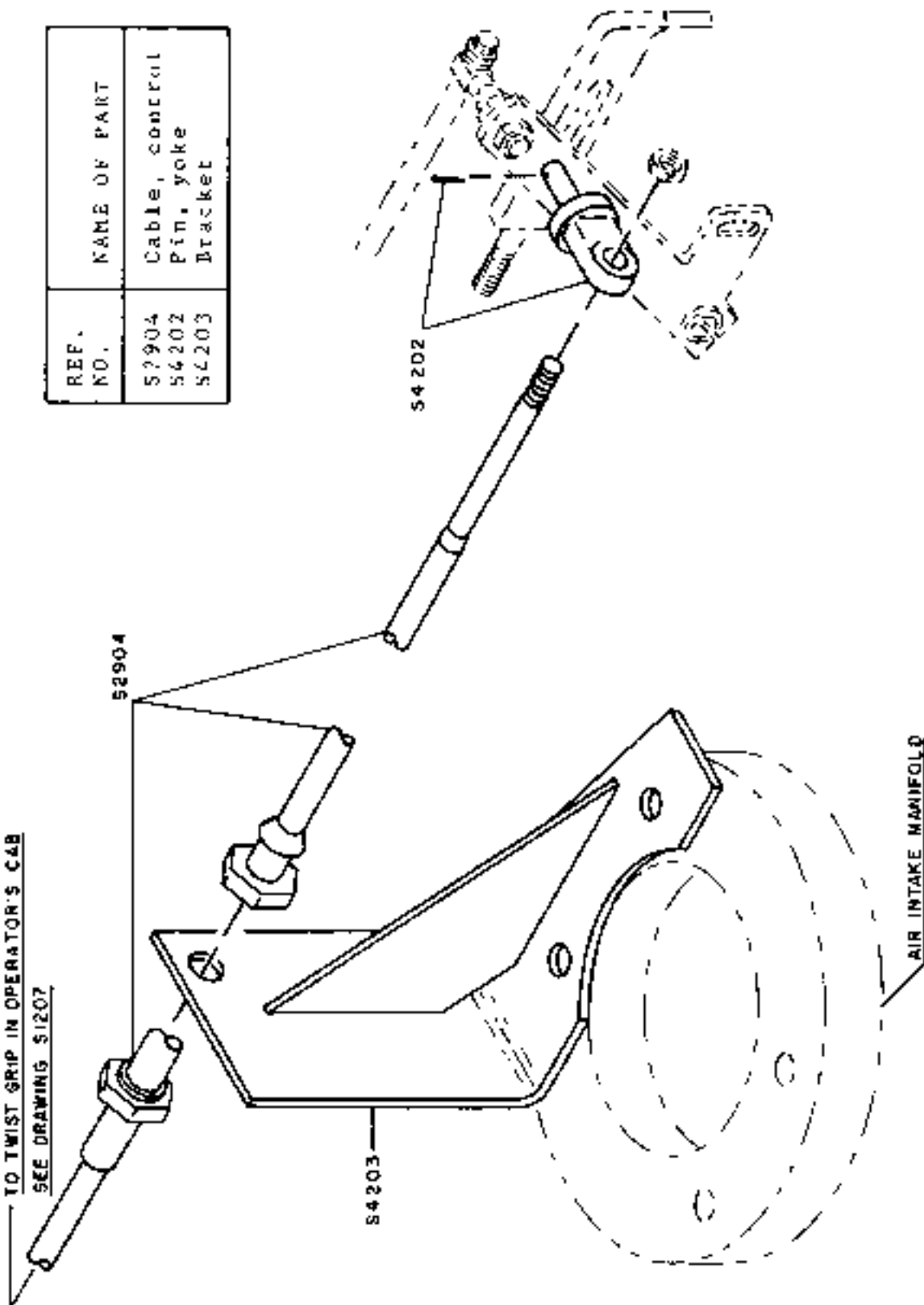
REF. NO.	NAME OF PART
S1465	Spring
S1590	Joint, ball
S1591	Lever
S1626	Bracket, adjusting
S2009	Control, throttle hand
S2010	Joint, ball
S2040	Control, throttle foot
S2041	Support
S2042	Cap screw
S2045	Bracket
S2046	Cap screw
S4210	Rod, extension
S4211	Link, connecting
S4212	Cap screw



FOR TORQUE CONVERTER

FOR POWER TAKE-OFF

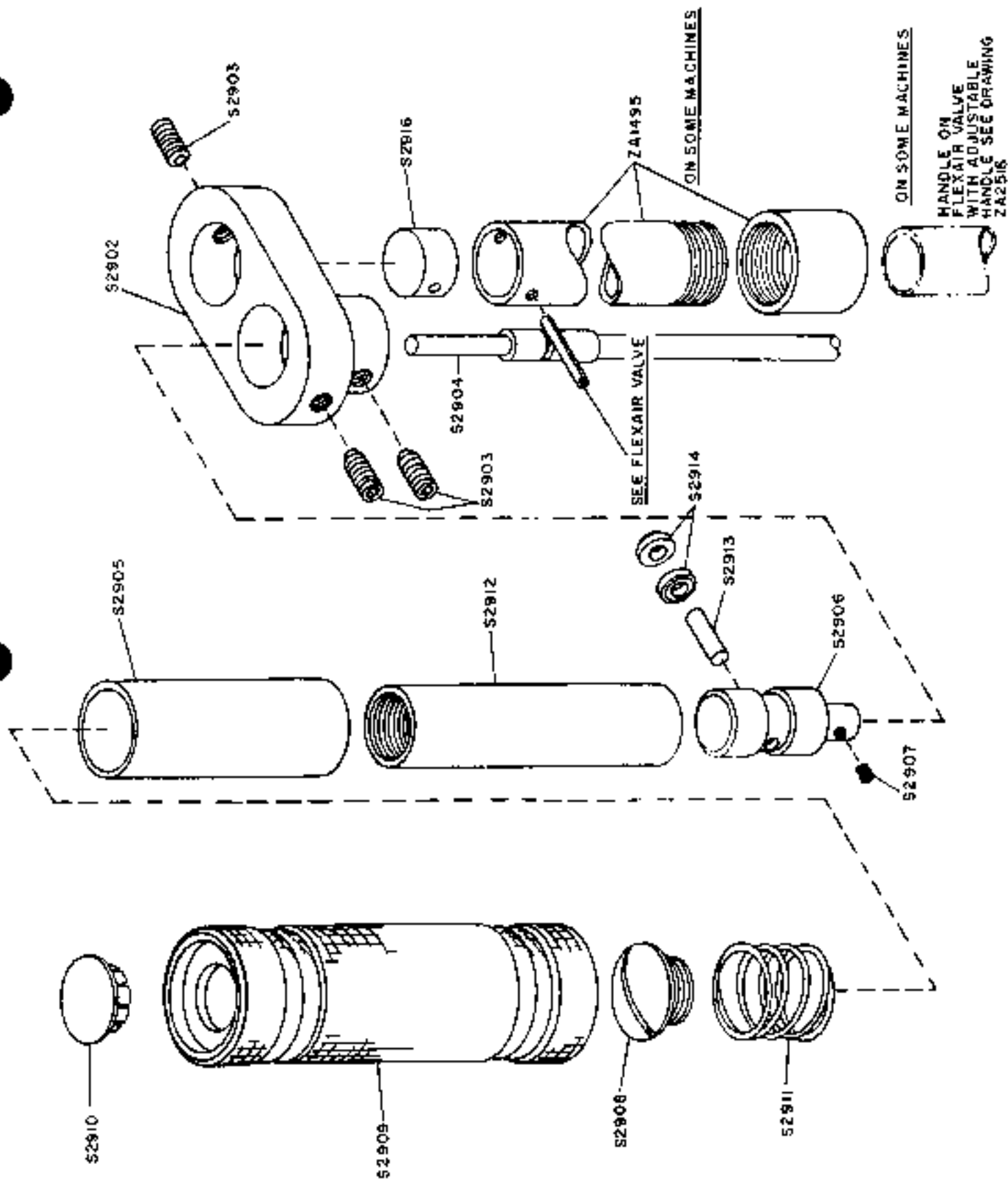
TO TWIST GRIP IN OPERATOR'S CAB
SEE DRAWING S1207



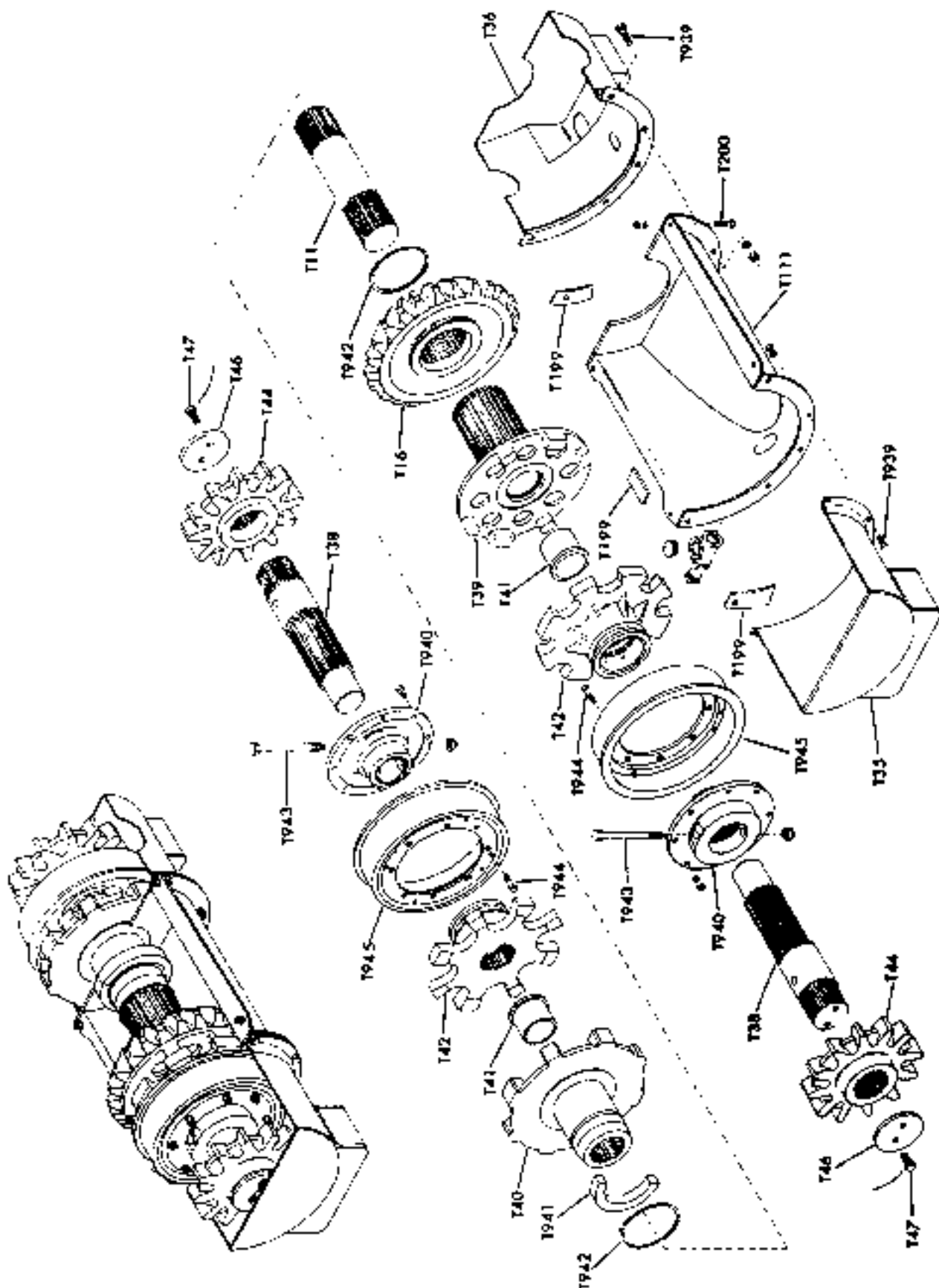
REF. NO.	NAME OF PART
52904	Cable, control
54202	Pin, yoke
54203	Bracket

REF. NO.	NAME OF PART
S2902	Adapter
S2903	Screw
S2904	Cable
S2905	Sleeve assembly
S2906	Plunger
S2907	Screw
S2908	Screw
S2909	Grip
S2910	Plug
S2911	Spring
S2912	End, handle
S2913	Roller
S2914	Roller
S2916	Plug
ZA1495	Extension-see drawing ZA302

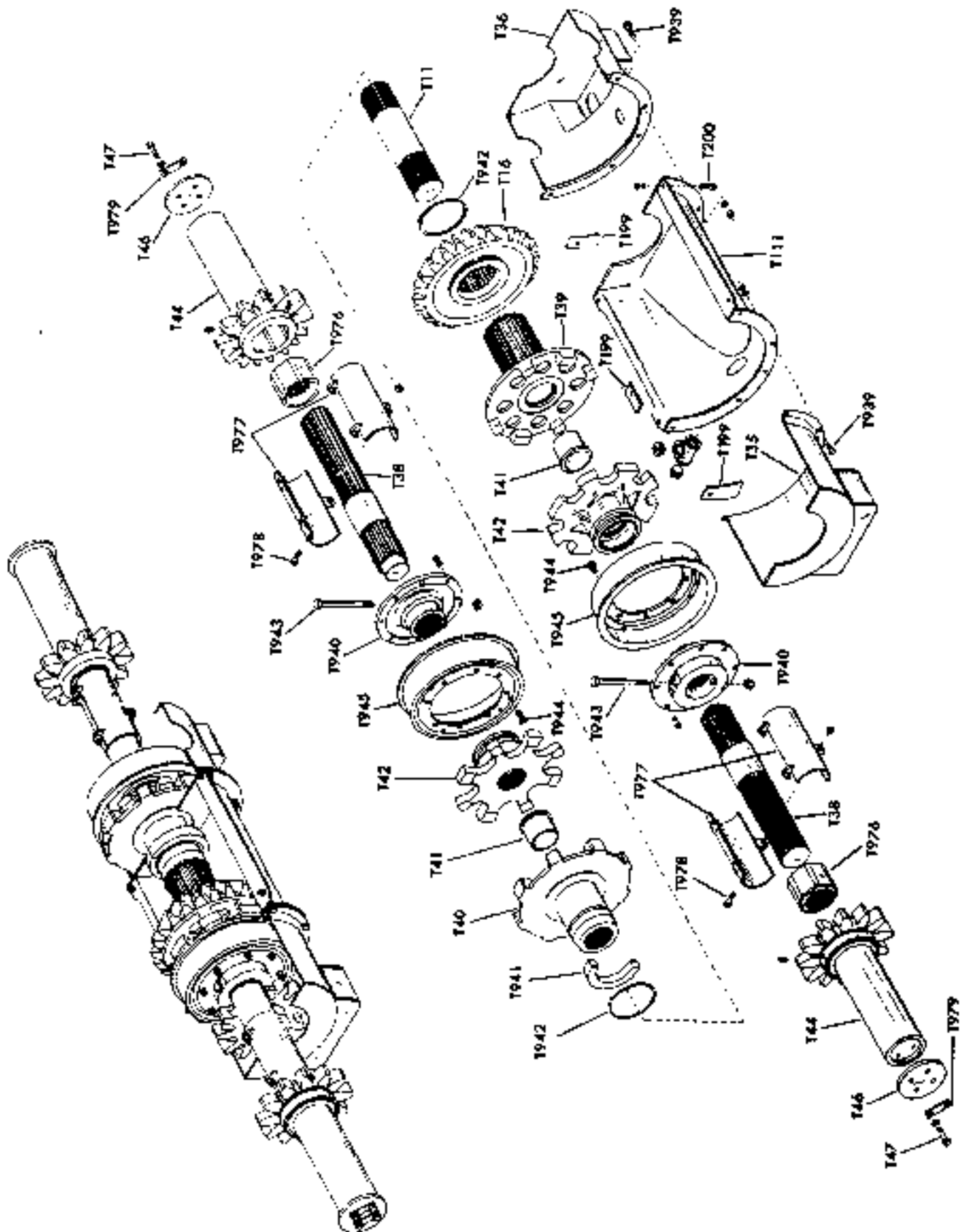
APPLICABLE ONLY TO SERIAL NUMBERS 123257 & UP



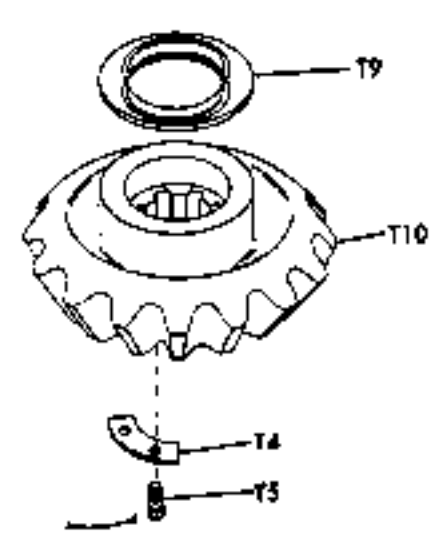
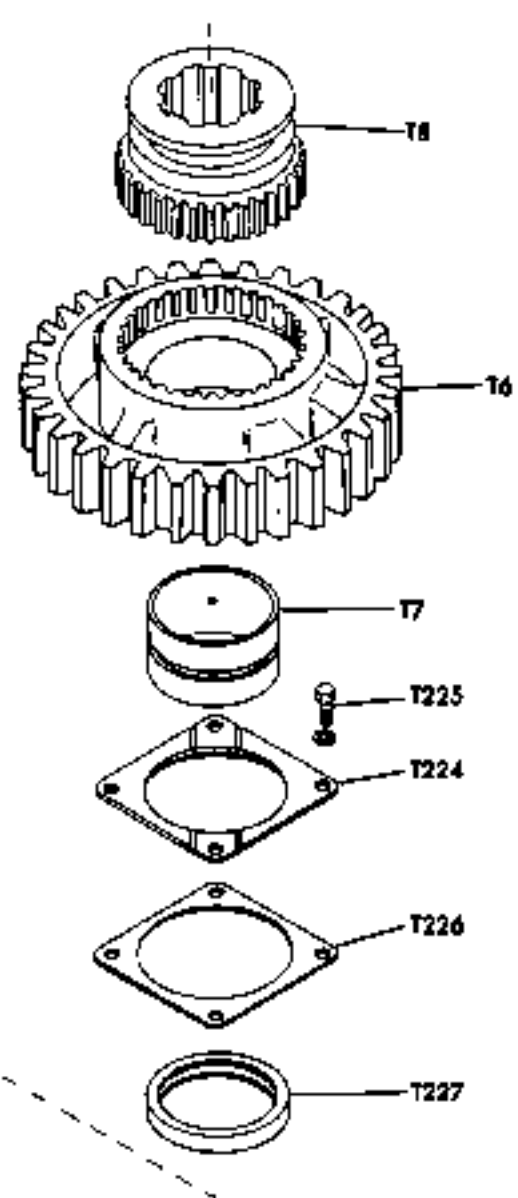
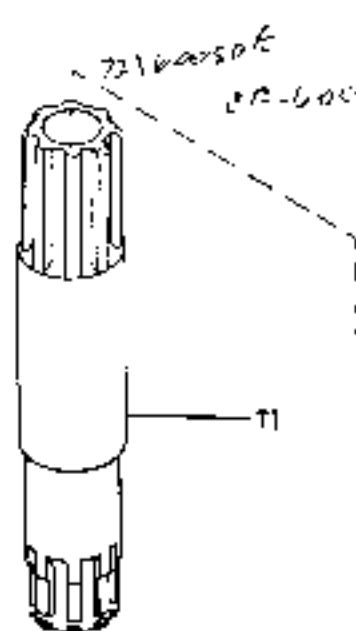
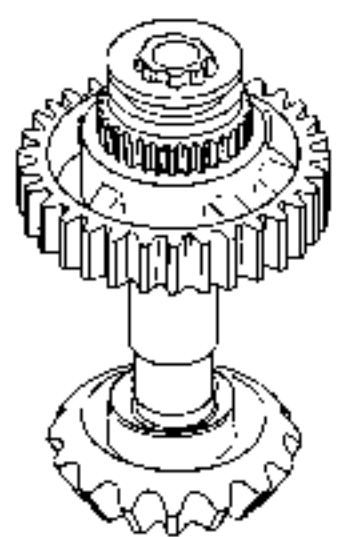
REF. NO.	NAME OF PART
T11	Shaft
T16	Gear
T35	Guard
T36	Guard
T38	Shaft
T39	Clutch-includes T41
T40	Clutch-includes T41
T41	Pushing
T42	Clutch, jaw
T44	Sprocket
T46	Retainer
T47	Capscrew
T111	Case, Gear
T199	Gasket, case
T200	Capscrew
T939	Capscrew
T940	Hub, drum
T941	Spacer
T942	Ring, retaining
T943	Bolt, hub
T944	Bolt
T945	Drum, brake



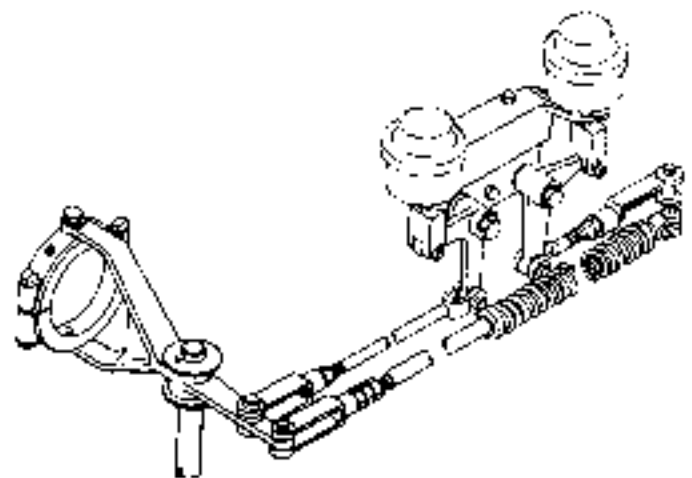
REF. NO.	NAME OF PART
T11	Shaft
T16	Gear
T35	Guard
T36	Guard
T38	Shaft
T39	Clutch Includes T41
T40	Clutch Includes T41
T41	Bushing
T42	Clutch, jaw
T44	Sprocket & shaft
T46	Retainer
T67	Capscrew
T111	Case, gear
T199	Gasket, case
T200	Capscrew
T939	Capscrew
T940	Hub, drum
T941	Spacer
T942	Ring, retaining
T943	Bolt, hub
T944	Bolt
T945	Drum, brake
T976	Block, drive
T977	Cover, shaft-half only
T978	Capscrew
T979	Plate, lock



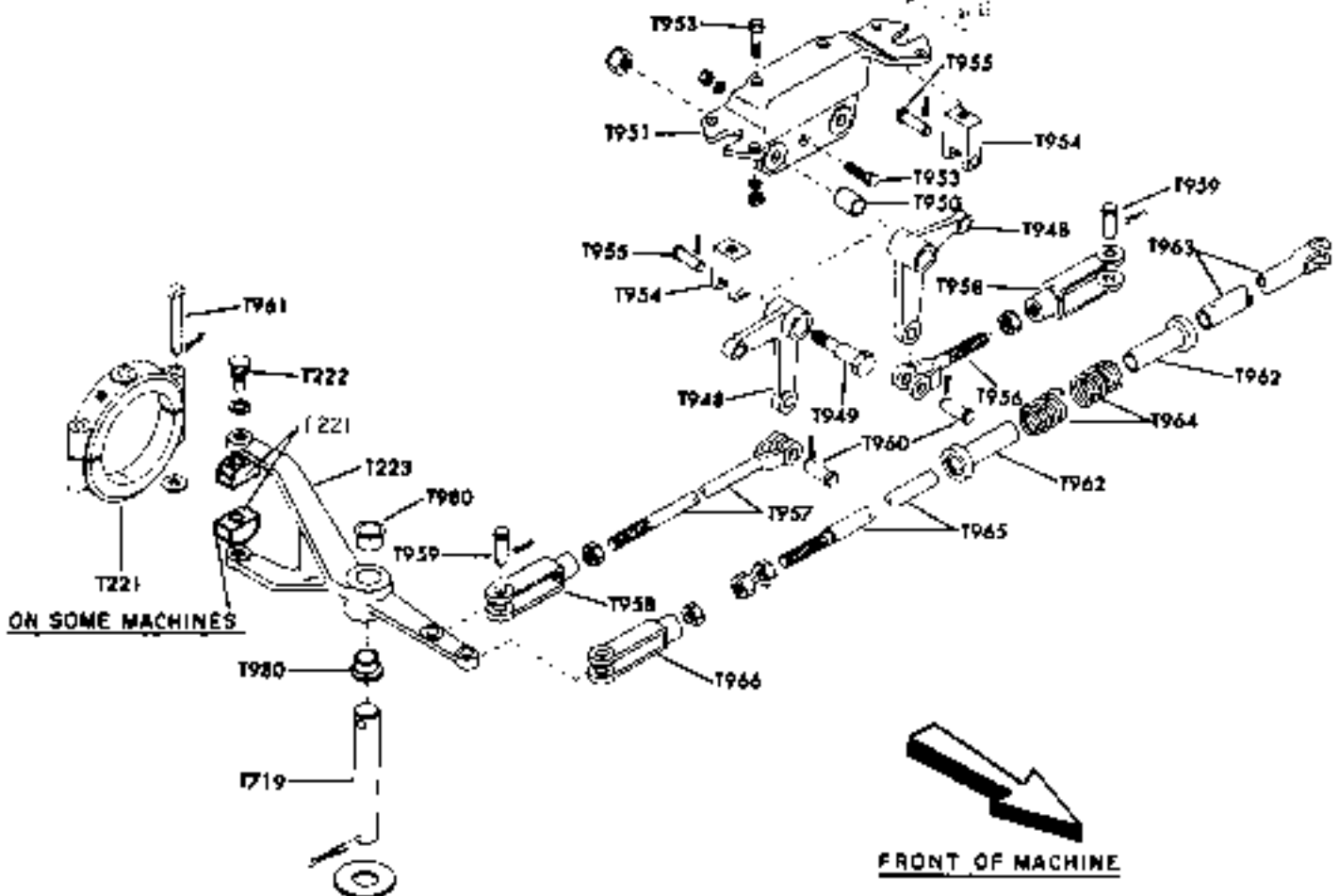
REF. NO.	NAME OF PART
T1	Shaft
T4	Retainer
T5	Capscrew
T6	Gear-includes T7
T7	Bushing
T8	Clutch
T9	Washer
T10	Finion
T224	Ring, oil seal
T225	Capscrew
T226	Gasket
T227	Seal, oil



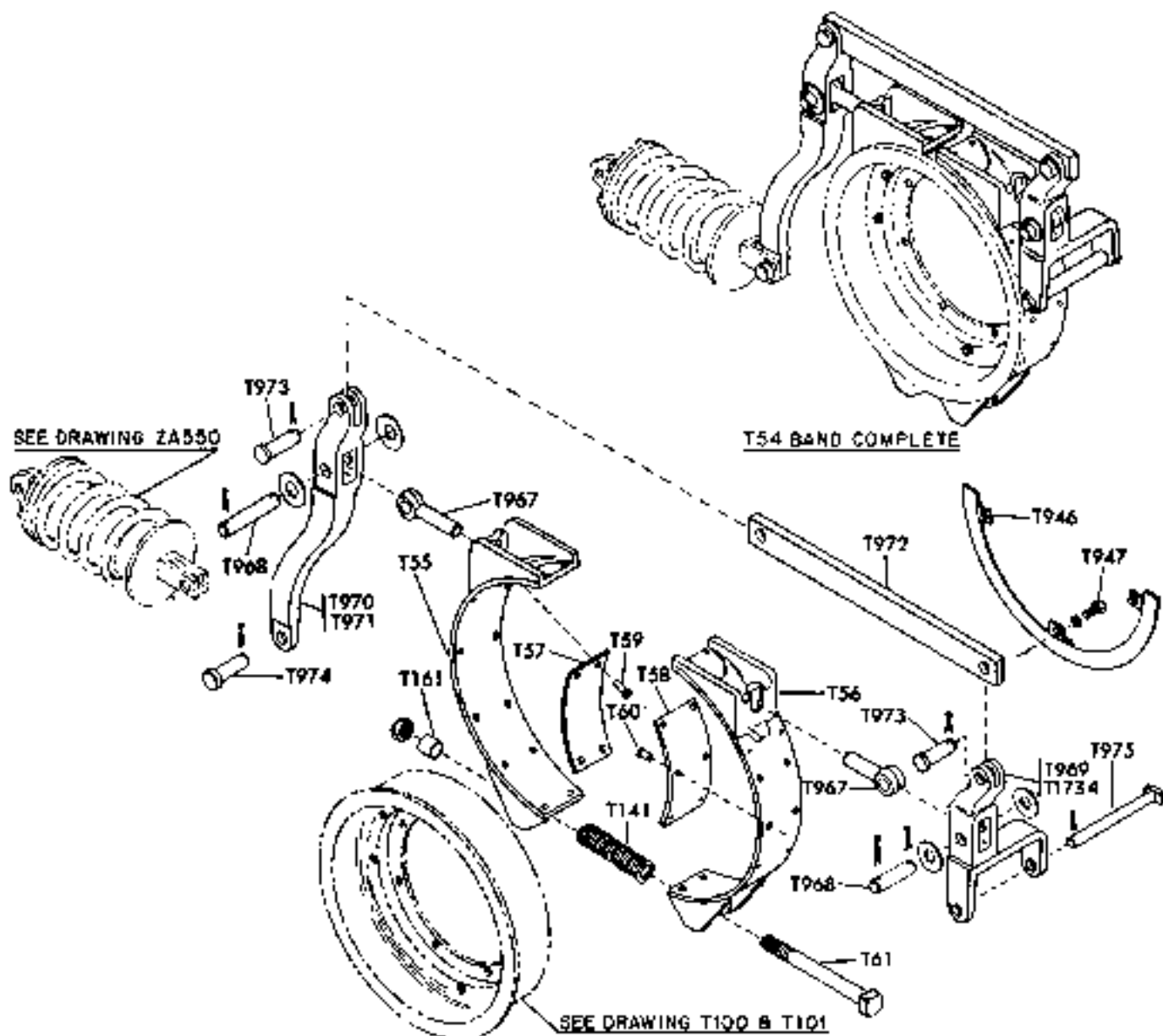
REF. NO.	NAME OF PART
T221	Shoe or collar
T222	Screw
T223	Yoke
T719	Pin
T948	Crank, bell
T949	Pin
T950	Bushing
T951	Bracket
T953	Capscrew
T954	End, yoke
T955	Pin
T956	Rod, shaft
T957	Rod, long
T958	End, yoke
T959	Pin assembly
T960	Pin assembly
T961	Nut, collar
T962	Guide, shifter-short
T963	Guide, shifter-long
T964	Spring
T965	Rod, guide
T966	End, yoke
T980	Bushing, yoke



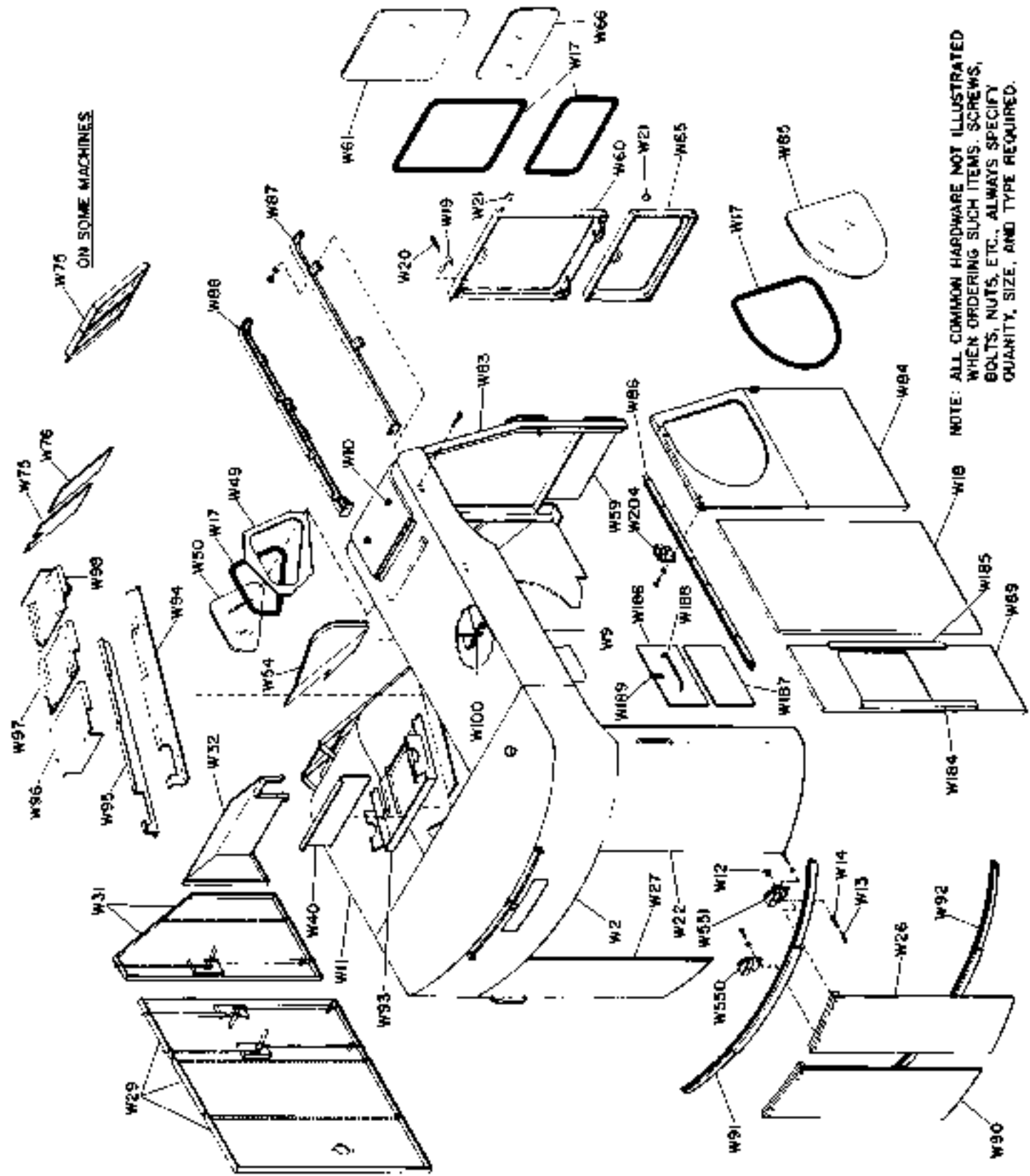
SEE DRAWING ZA550



REF. NO.	NAME OF PART	REF. NO.	NAME OF PART
T54	Band complete includes T55 thru T60 inclusive	T141	Spring
T55	Band, brake-front includes T57	T161	Spacer
T56	Band, brake-rear includes T58	T946	Ring, retaining
T57	Lining kit-front includes T59	T947	Capcrew
T58	Lining kit-rear includes T60	T967	Rod, push
T59	Rivet	T968	Pin
T60	Rivet	T969	Lever, rear-right hand
T61	Bolt, adjusting	T970	Lever, front-right hand
		T971	Lever, front-left hand
		T972	Bar, tie
		T973	Pin
		T974	Pin
		T975	Bolt, lever
		T1734	Lever, rear-left hand



REF. NO.	NAME OF PART	REF. NO.	NAME OF PART
W2	Roof	W76	Cover
W9	Roof	W83	Post
W10	Bumper	W84	Door
W11	Roof	W85	Glass
W12	Knob	W86	Rail
W13	Pin	W87	Rail
W14	Spring	W88	Rail
W17	Strip	W89	Panel
W18	Panel	W90	Door
W19	Lock	W91	Rail
W20	Pin, collar	W92	Rail
W21	Roller	W93	Cover
W22	Post	W94	Rail
W26	Door	W95	Rail
W27	Post	W96	Cover
W29	Panel & doors	W97	Cover
W31	Door	W98	Cover
W32	Panel	W100	Lock assembly
W40	Cover	W184	Guide
W49	Sash	W185	Guide
W50	Glass	W186	Cover
W54	Panel	W187	Cover
W59	Panel	W188	Iron, grab
W60	Sash	W189	Pascaner
W61	Glass	W204	Housing, door
W65	Sash	W550	Housing, inner
W66	Glass	W551	Housing, outer
W75	Cover		



ON SOME MACHINES

NOTE: ALL COMMON HARDWARE NOT ILLUSTRATED WHEN ORDERING SUCH ITEMS: SCREWS, BOLTS, NUTS, ETC., ALWAYS SPECIFY QUANTITY, SIZE, AND TYPE REQUIRED.

REF. NO.	NAME OF PART
W4	Post, right hand corner
W19	Lock, sash
W26	Rail, window right hand
W27	Rail, window left hand
W63	Roller
W191	Cab, elevated operators standard
W191	Cab, elevated operators forward slope
W207	Panel and doors
W203	Panel, right hand front
W206	Sash, front upper
W209	Glass, front upper
W212	Strip, weather
W215	Glass, rear
W217	Strip, weather
W219	Glass, right hand front door
W221	Strip, weather
W222	Glass, front lower
W224	Glass, rear side door
W225	Strip, weather
W226	Rail, window left
W227	Strip, weather
W229	Glass, left side
W252	Strip, weather
W496	Pin, hinge
W497	Pin, cotter
W504	Brace
W507	Ladder
W517	Stop, spring
W518	Spring
W519	Lock, door
W520	Sash, sliding
W521	Deckplate
W522	Post, corner
W523	Step
W524	Panel, inside
W525	Guide, sash forward slope
W526	Brace
W527	Panel, inside right hand & partial roof
W528	Panel and door, right hand side
W529	Support
W530	Post, right hand inside corner
W531	Header, door
W532	Strip
W533	Latch, window
W534	Sash, lower
W535	Pin, support
W552	Panel, right hand front
W553	Panel, right hand side

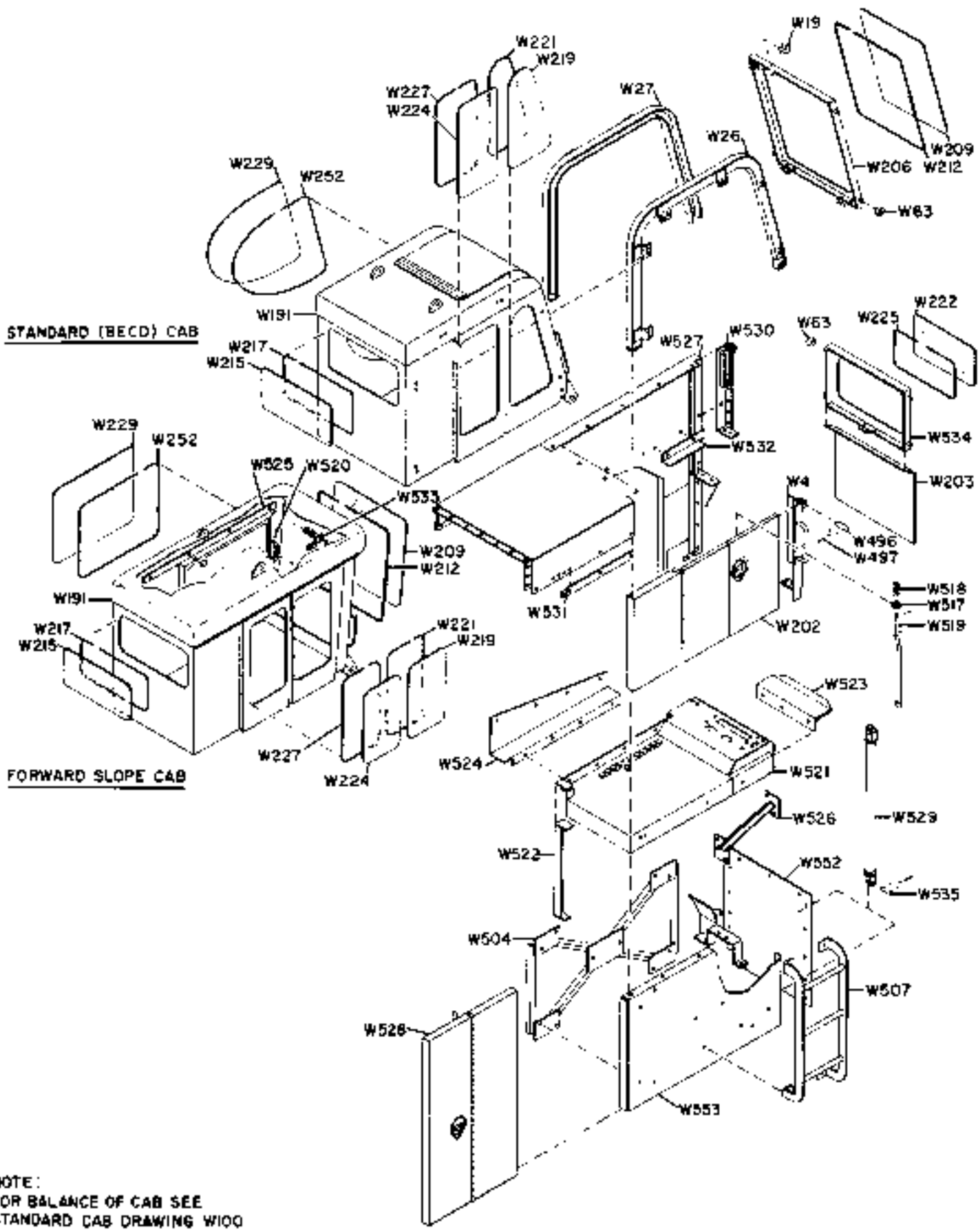
STANDARD (BECD) CAB

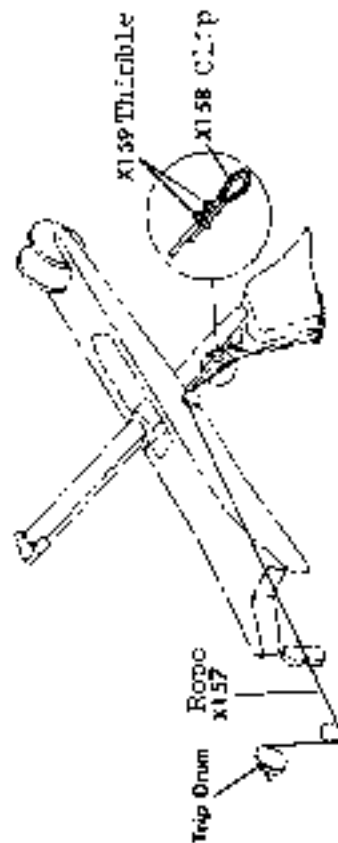
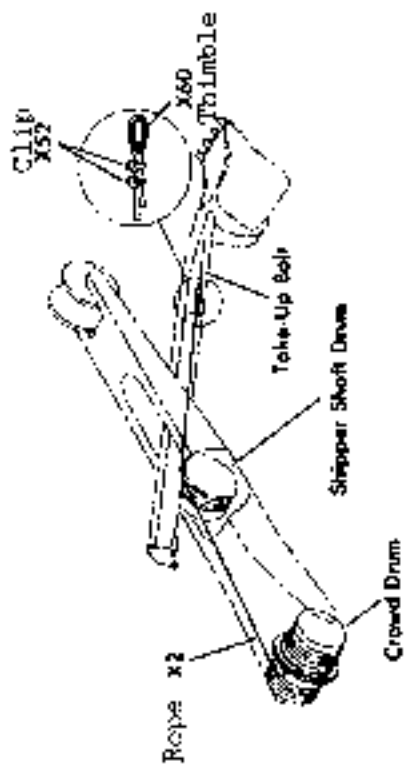
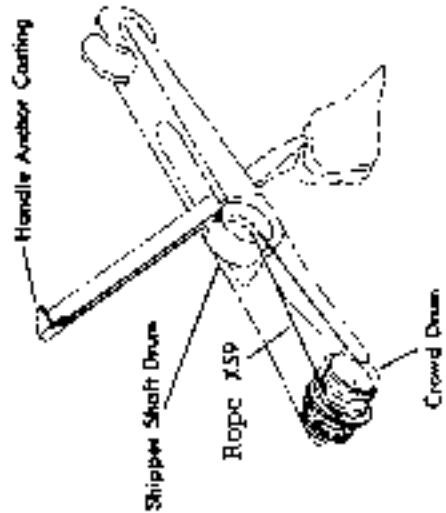
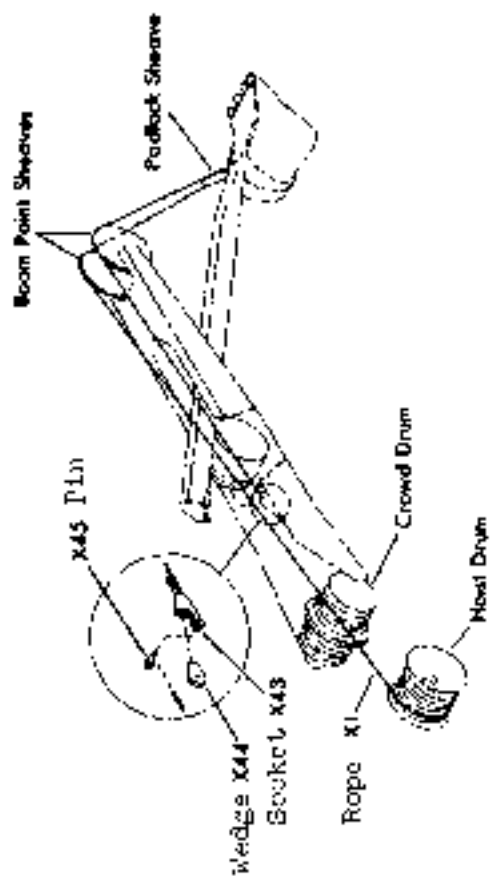
FORWARD SLOPE CAB

PARTIAL ELEVATED CAB

W712

NOTE:
FOR BALANCE OF CAB SEE
STANDARD CAB DRAWING W100



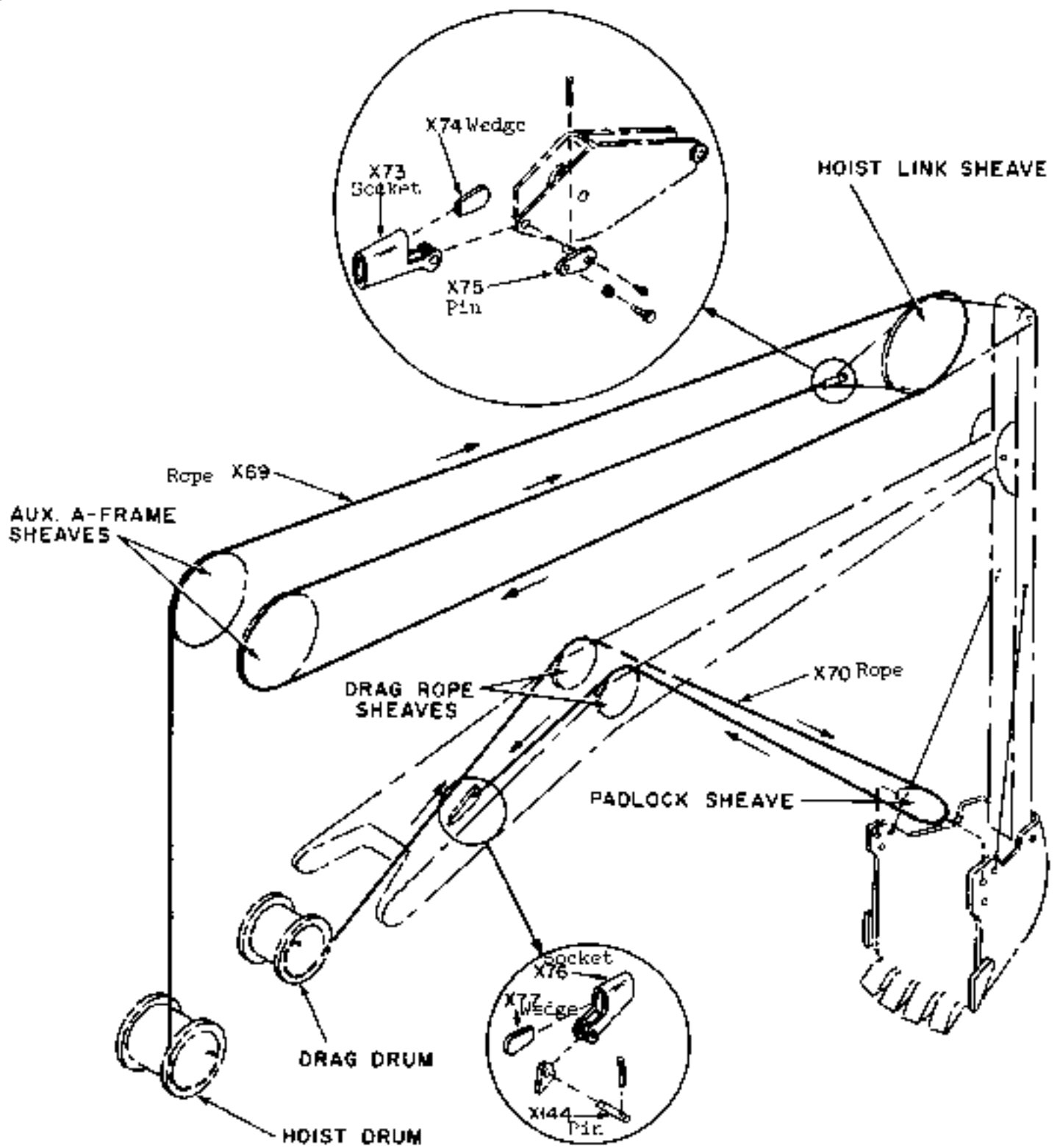


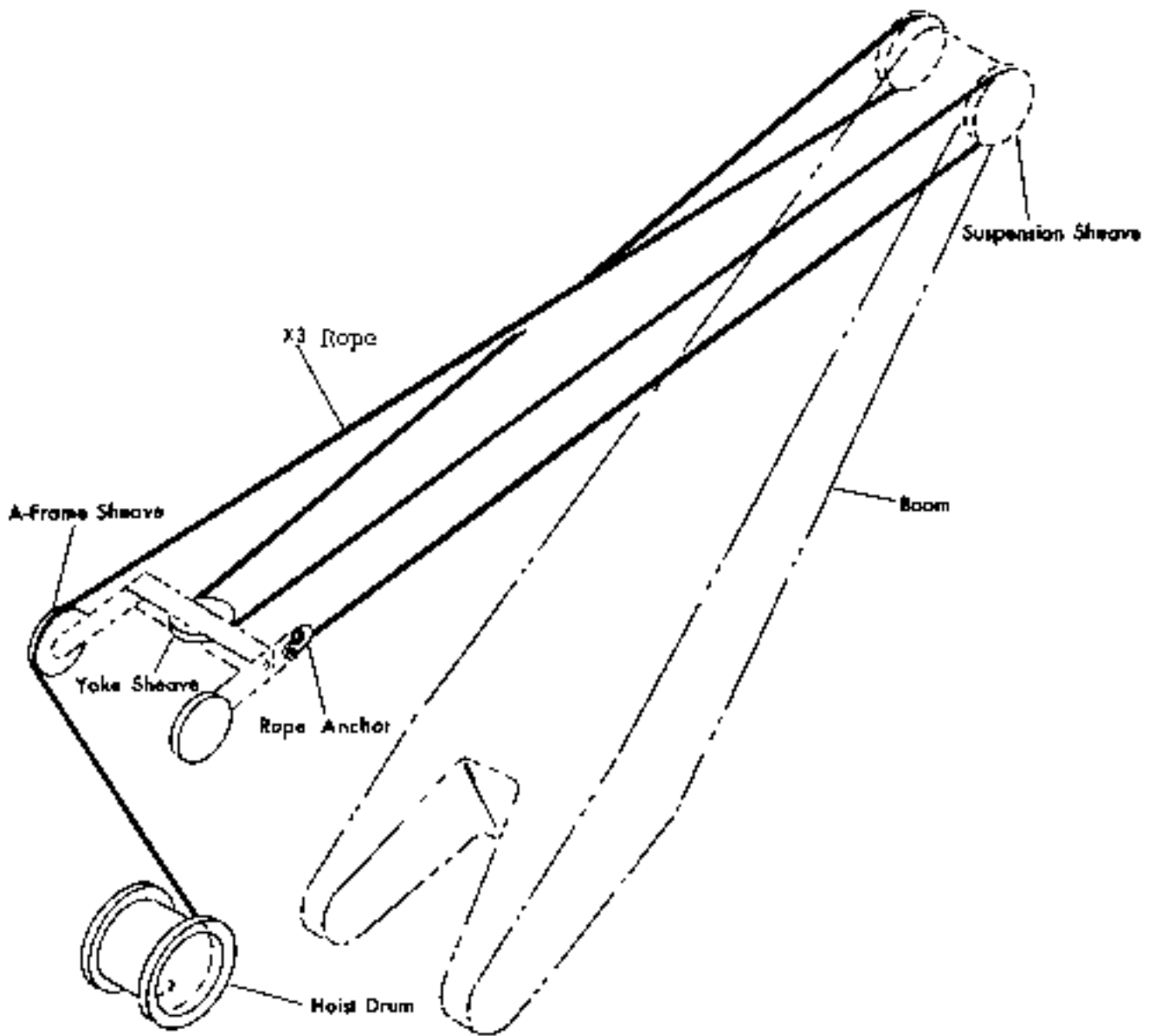
HOIST ROPE

CROWD ROPE

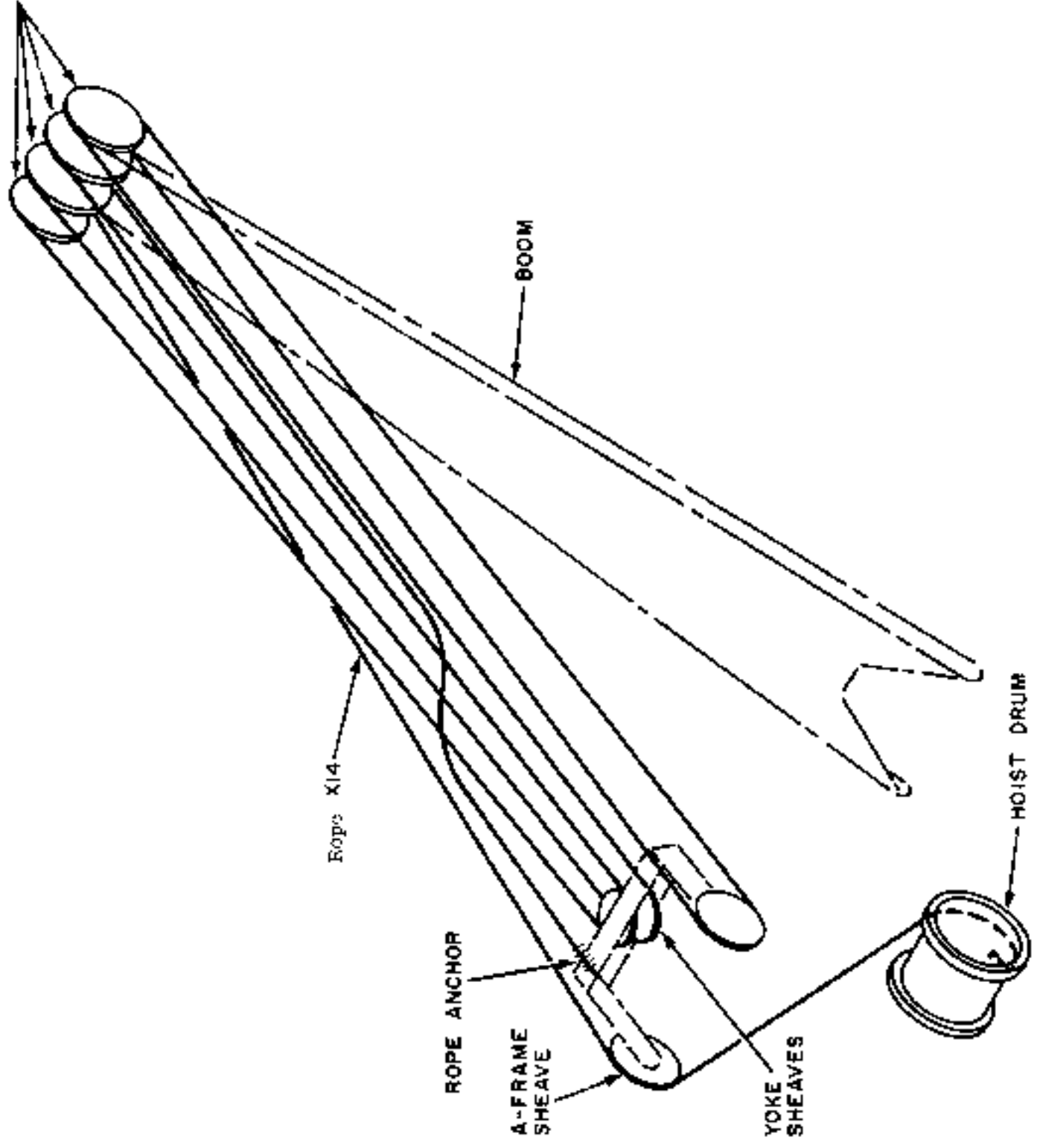
BACK HAUL ROPE

DUMPER TRIP ROPE





SUSPENSION
SHEAVES



BOOM

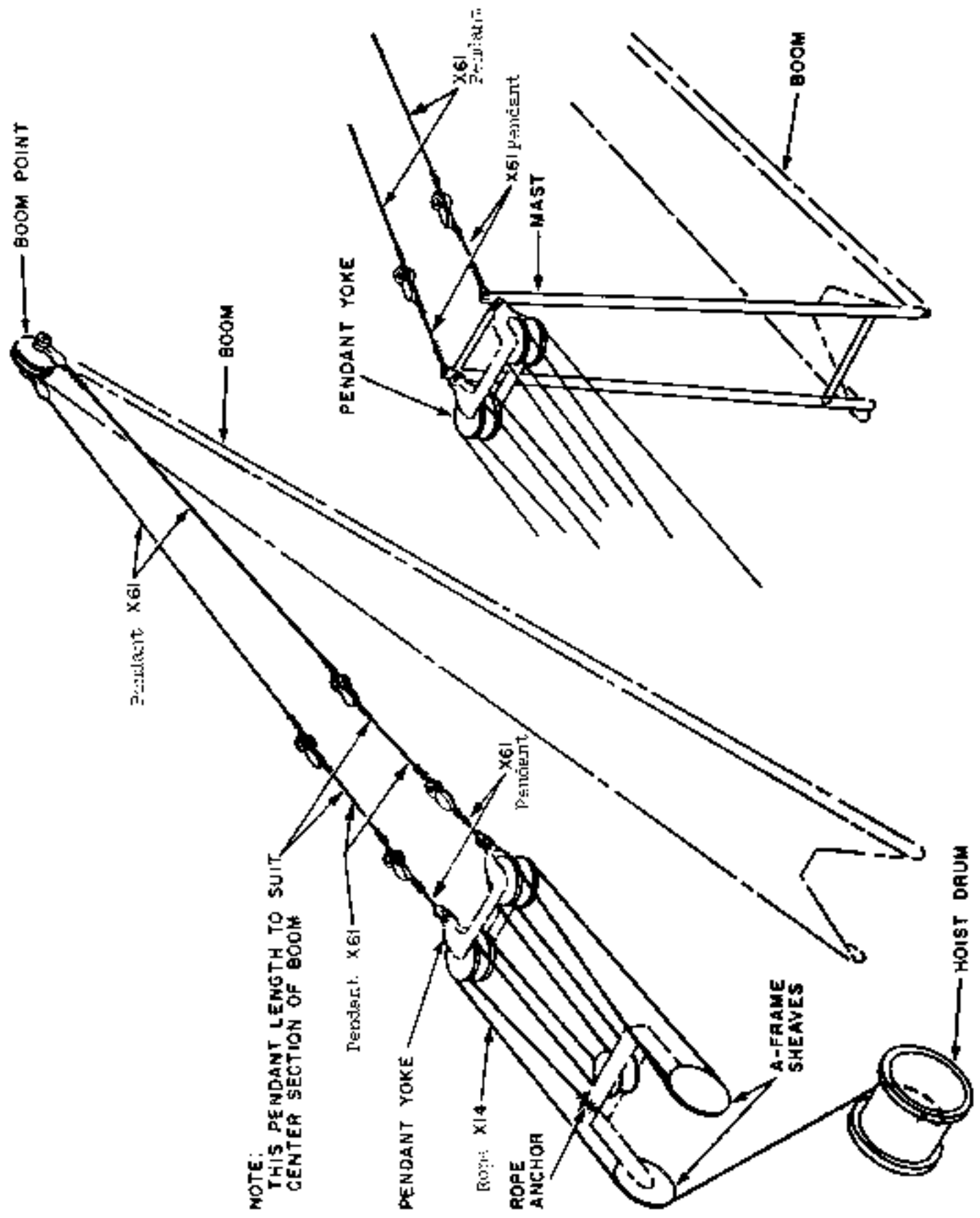
Rope X14

ROPE ANCHOR

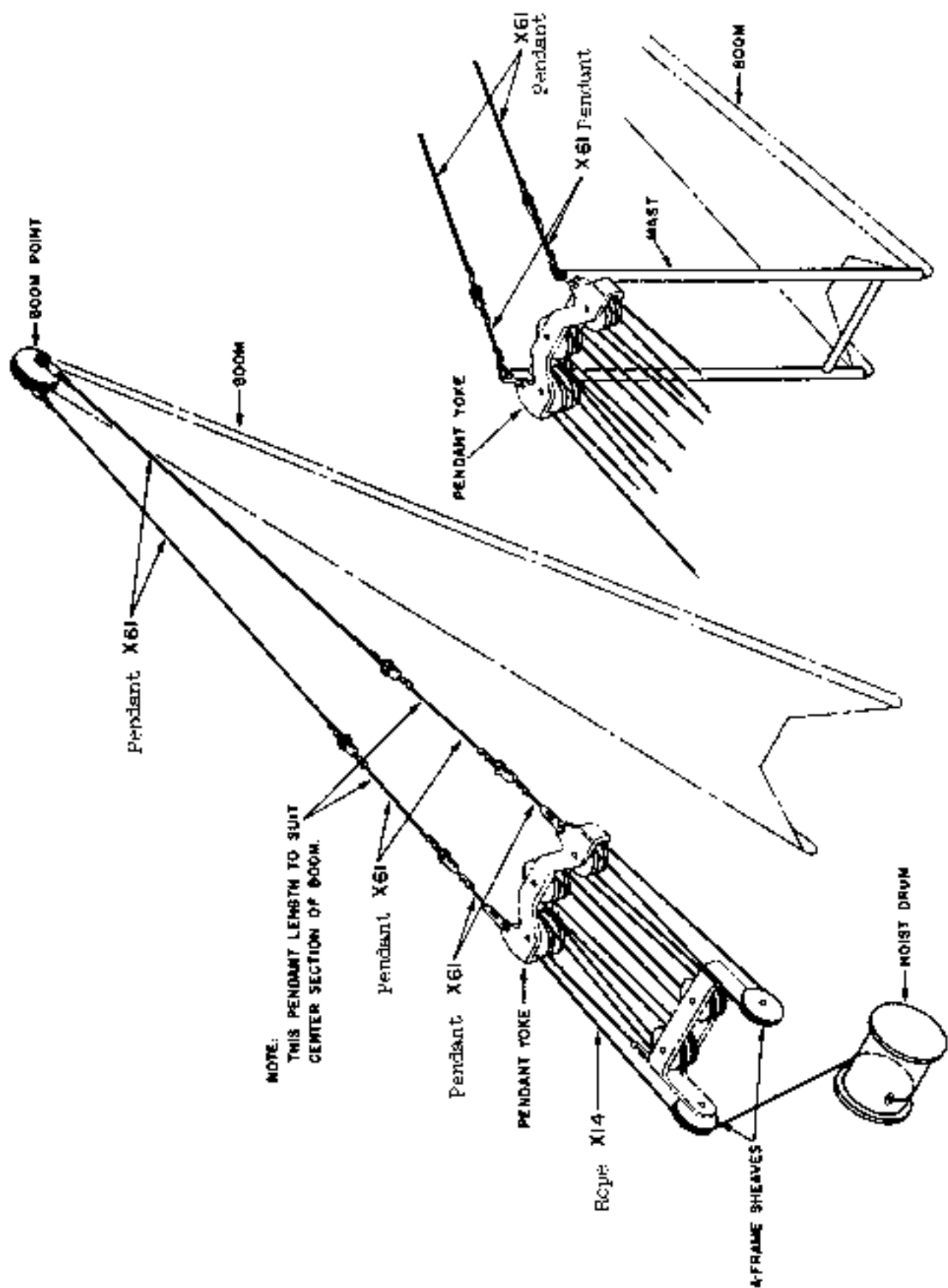
A-FRAME
SHEAVE

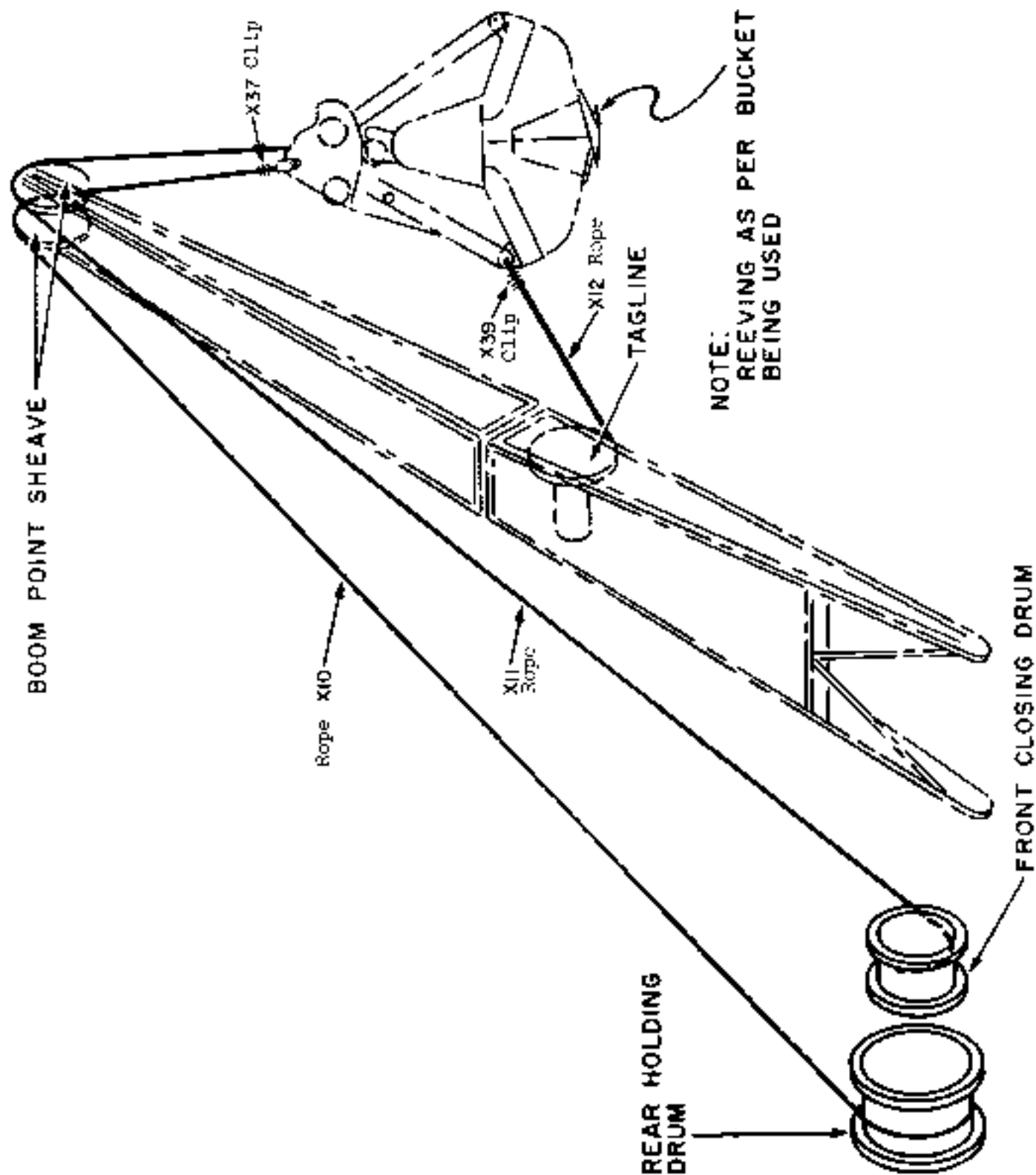
YOKE
SHEAVES

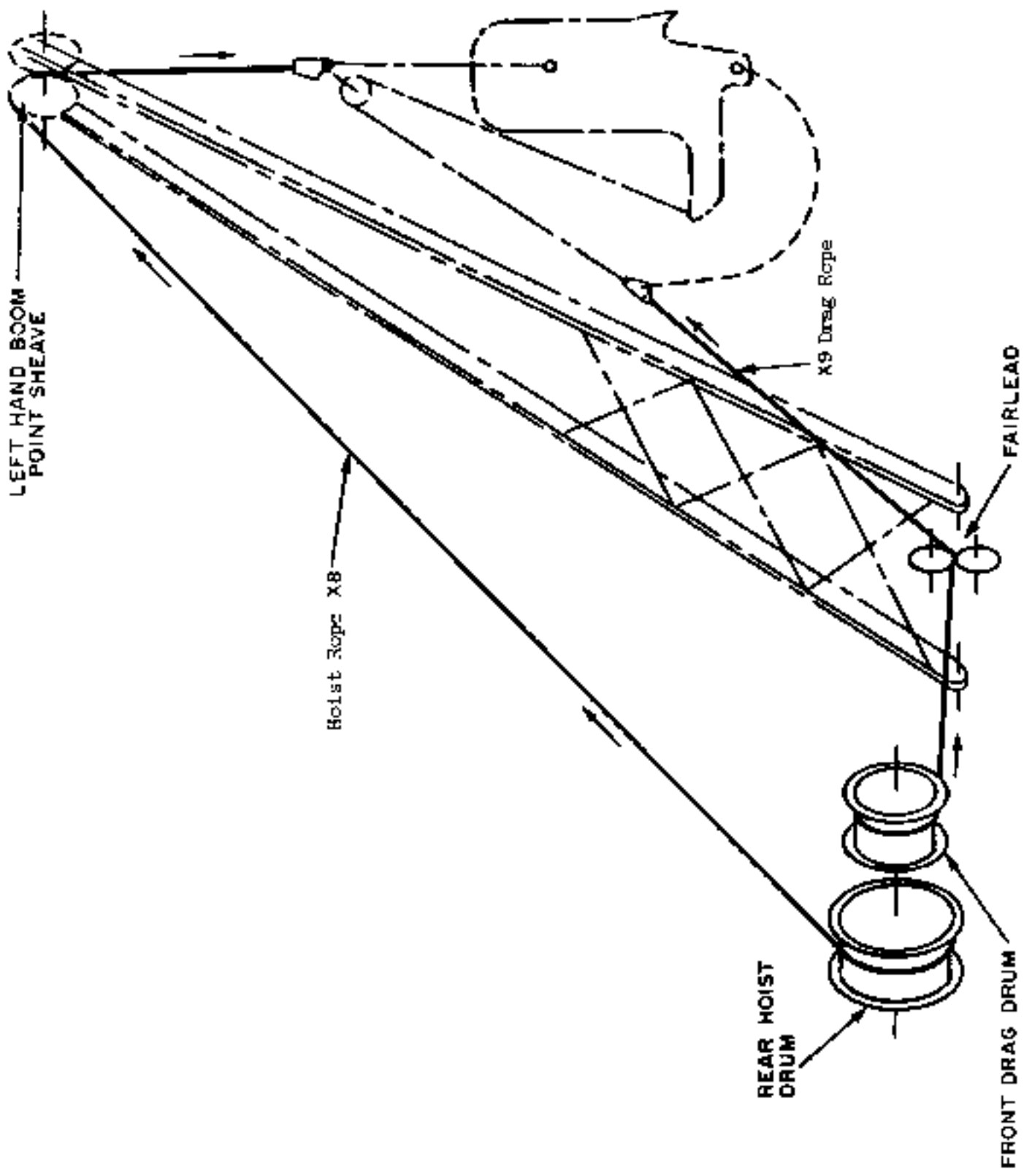
HOIST DRUM



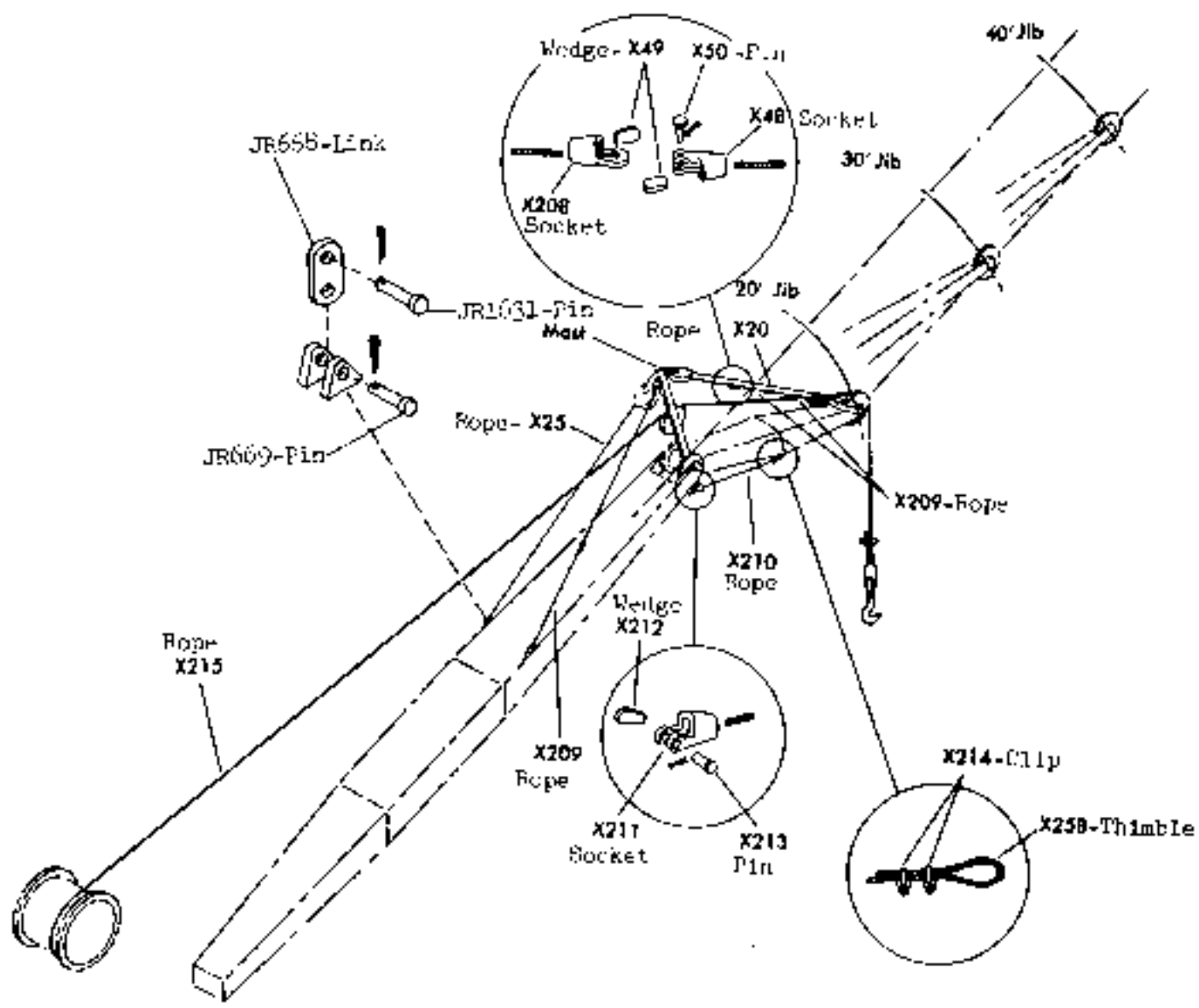
NOTE:
THIS PENDANT LENGTH TO SUIT
CENTER SECTION OF BOOM

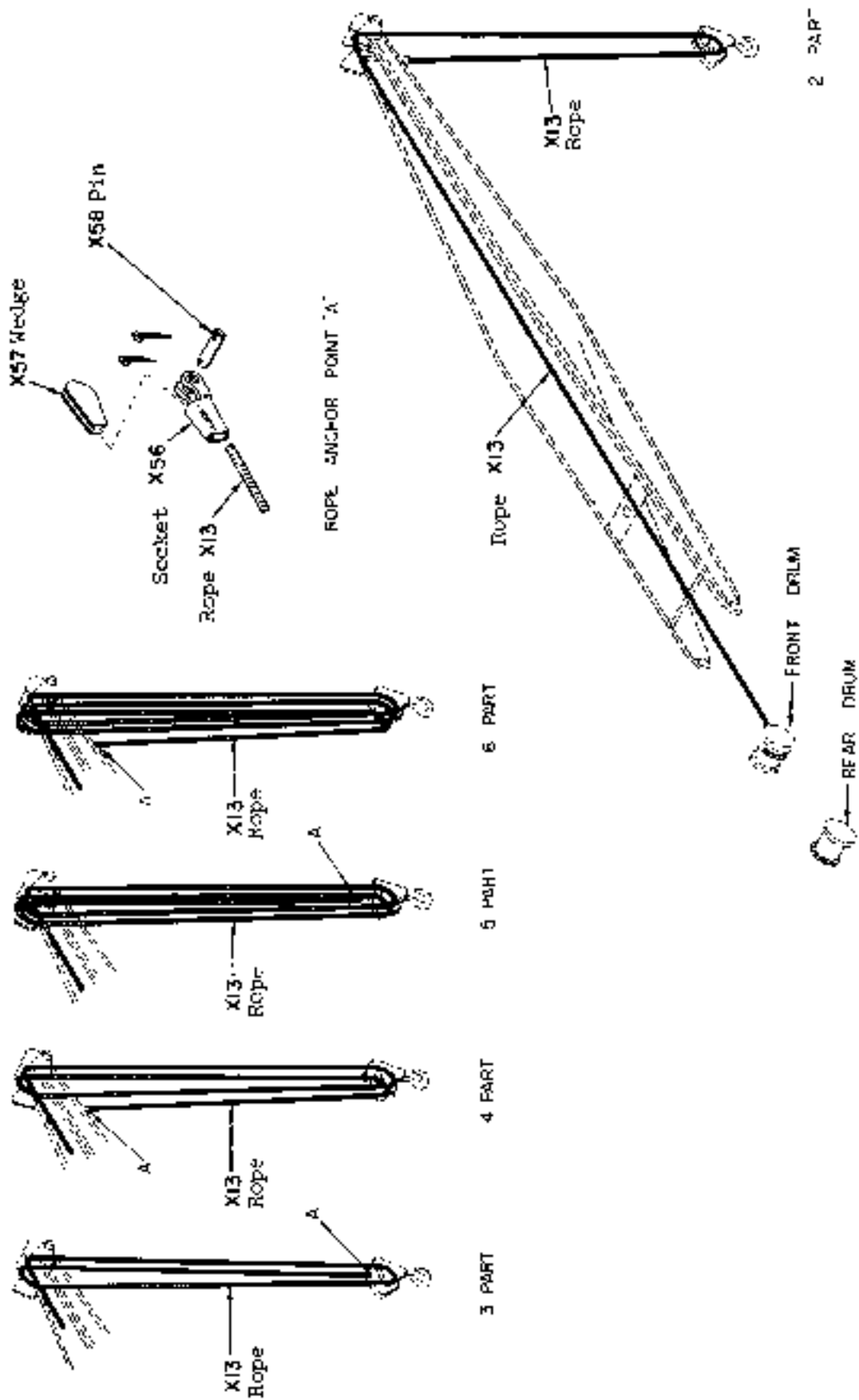




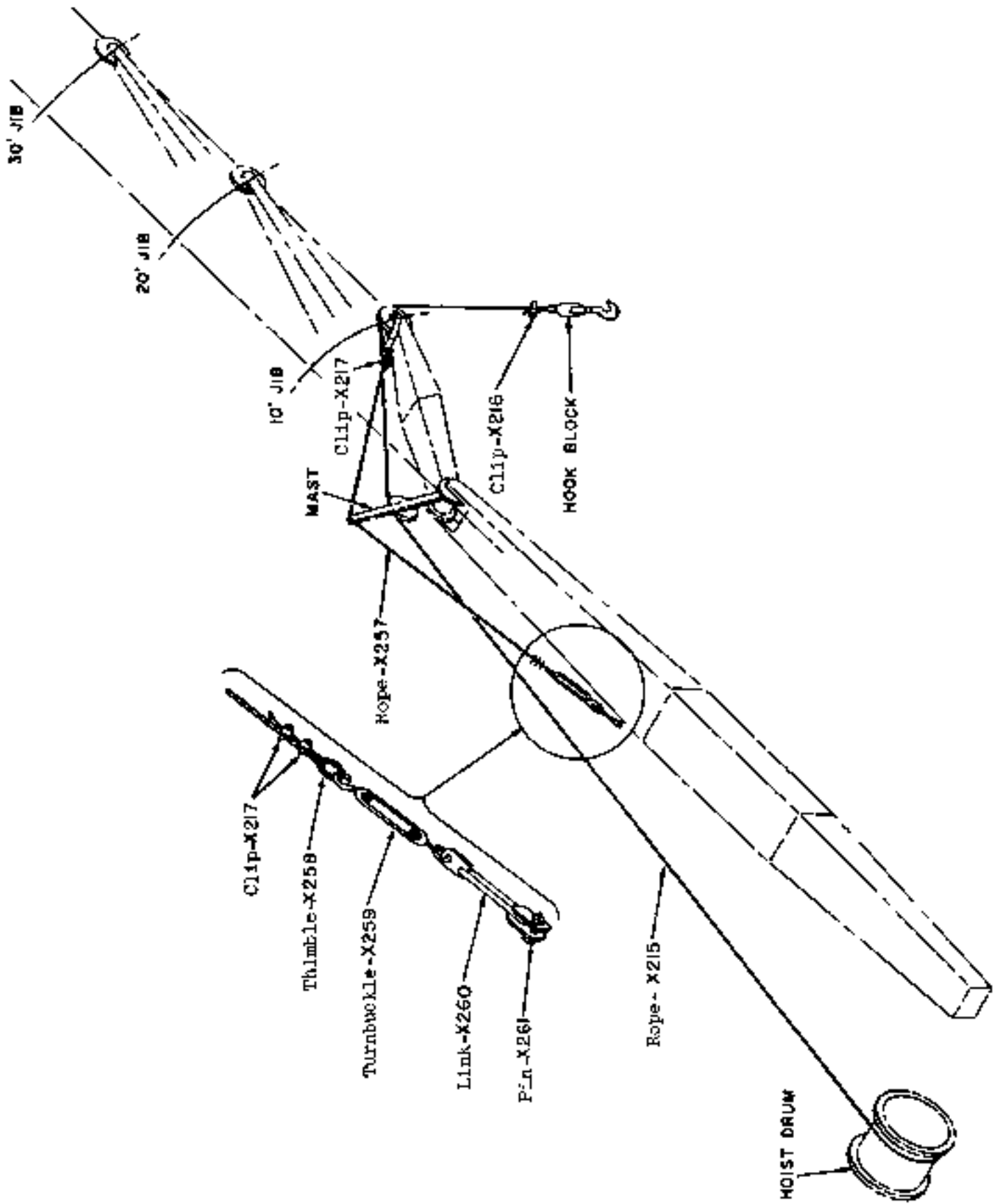


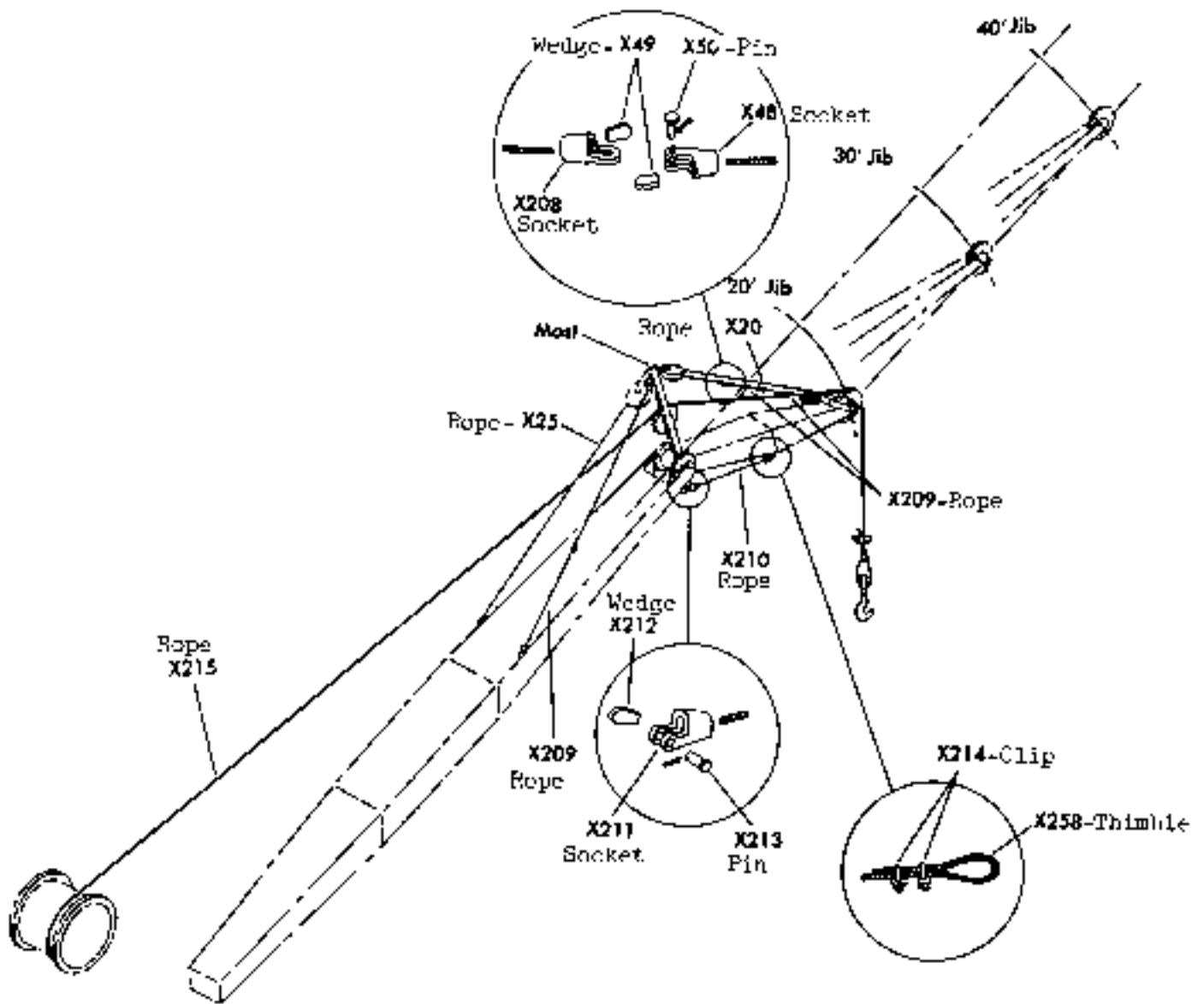
DRAGLINE OPERATING ROPES 25B-X700.

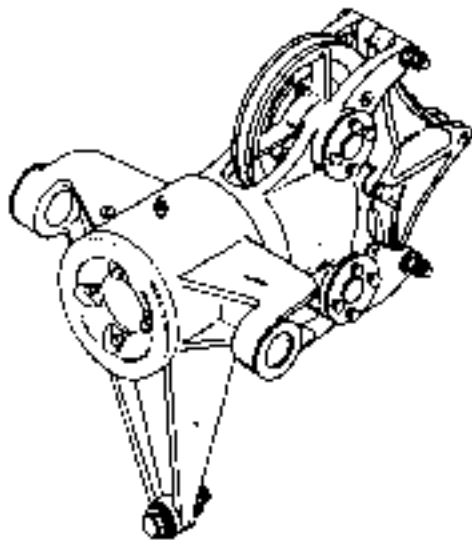




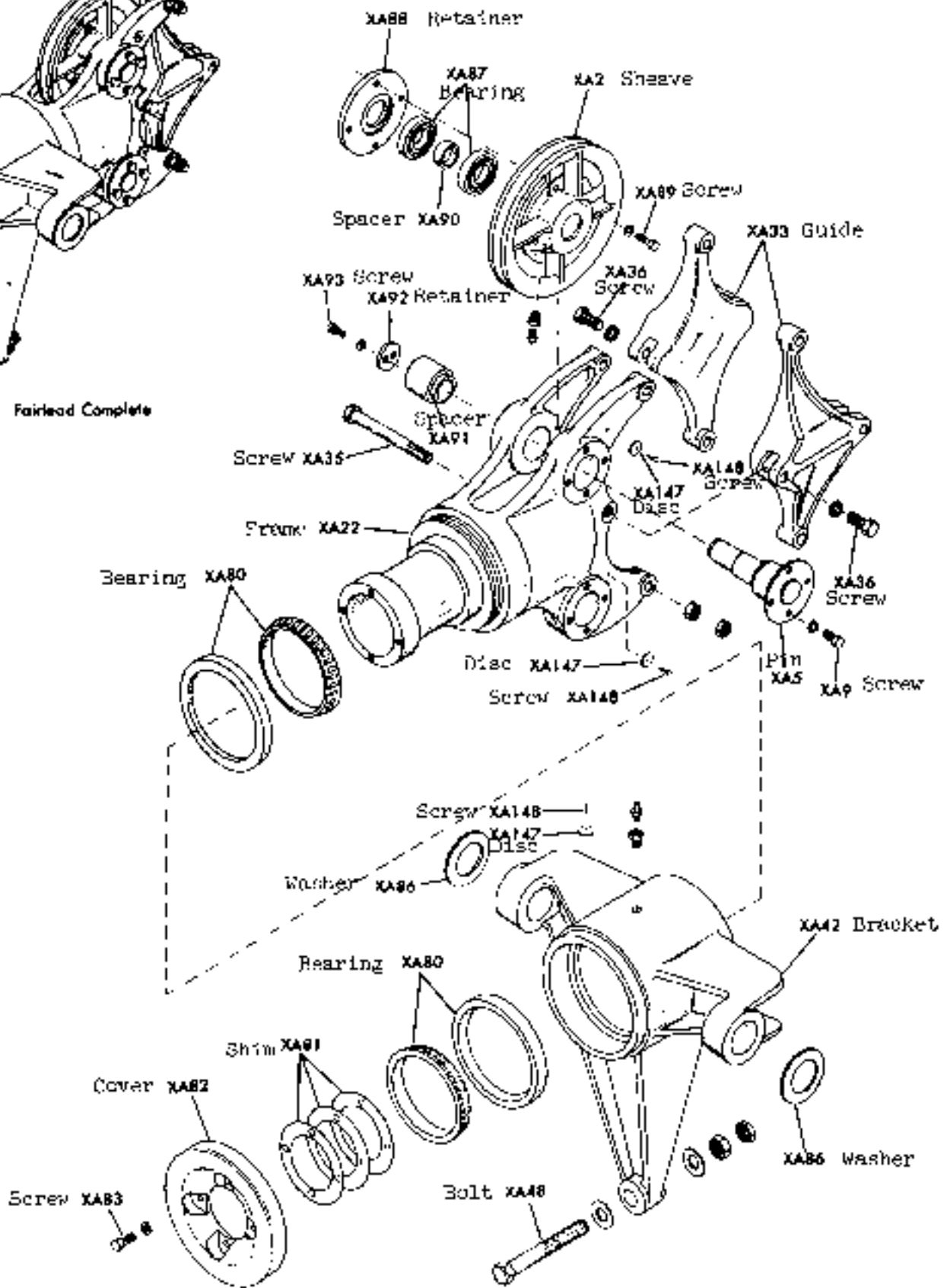
2 PART

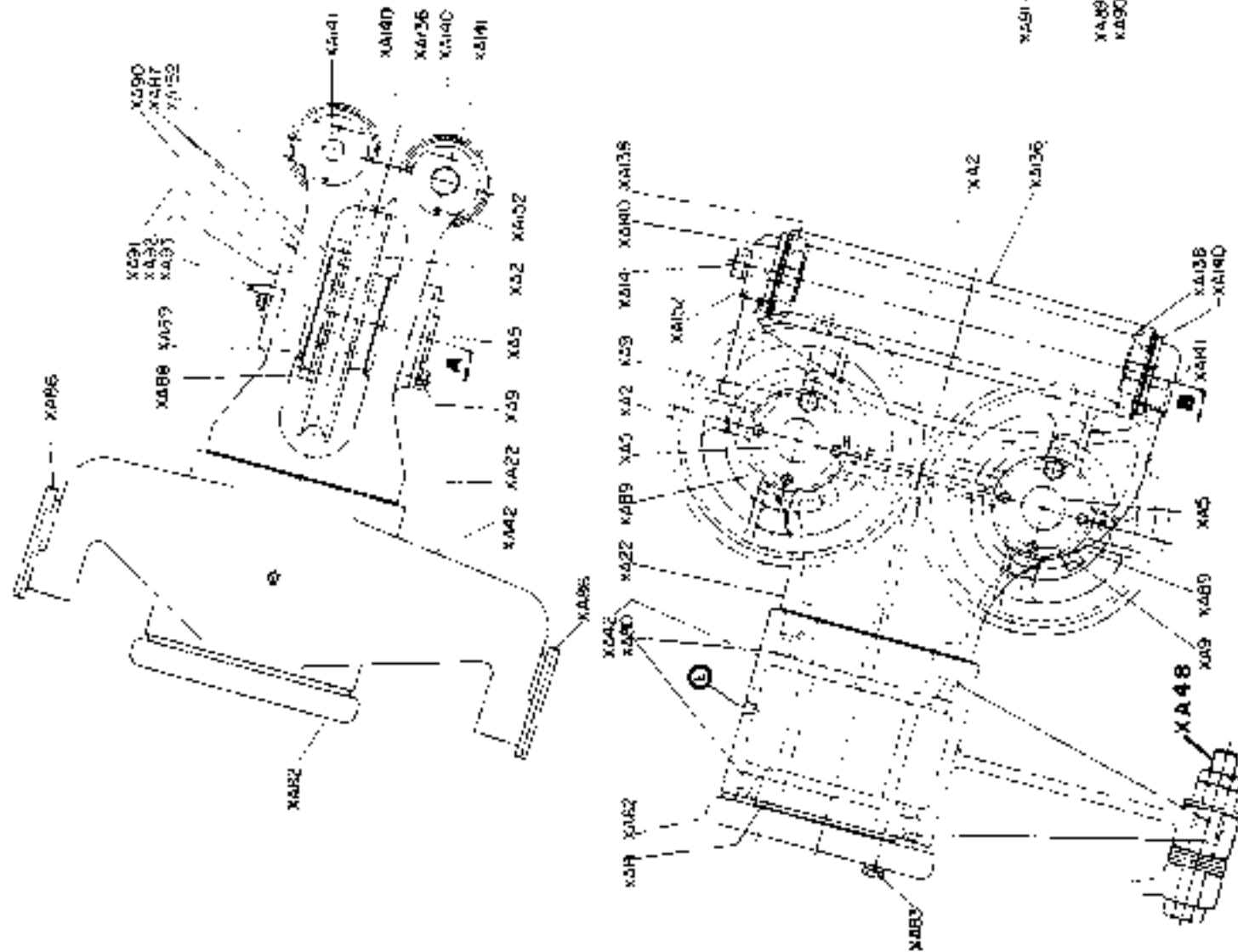




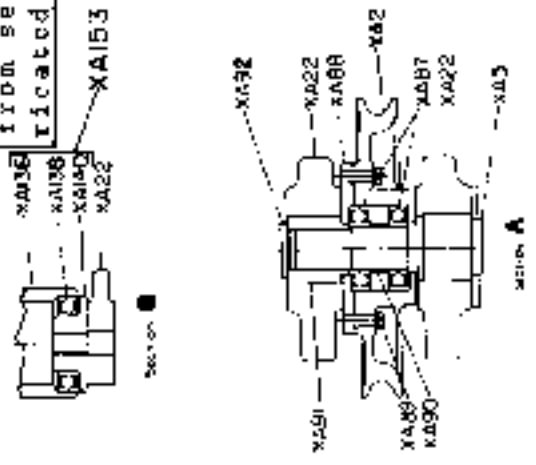


XA1 Fairlead Complete

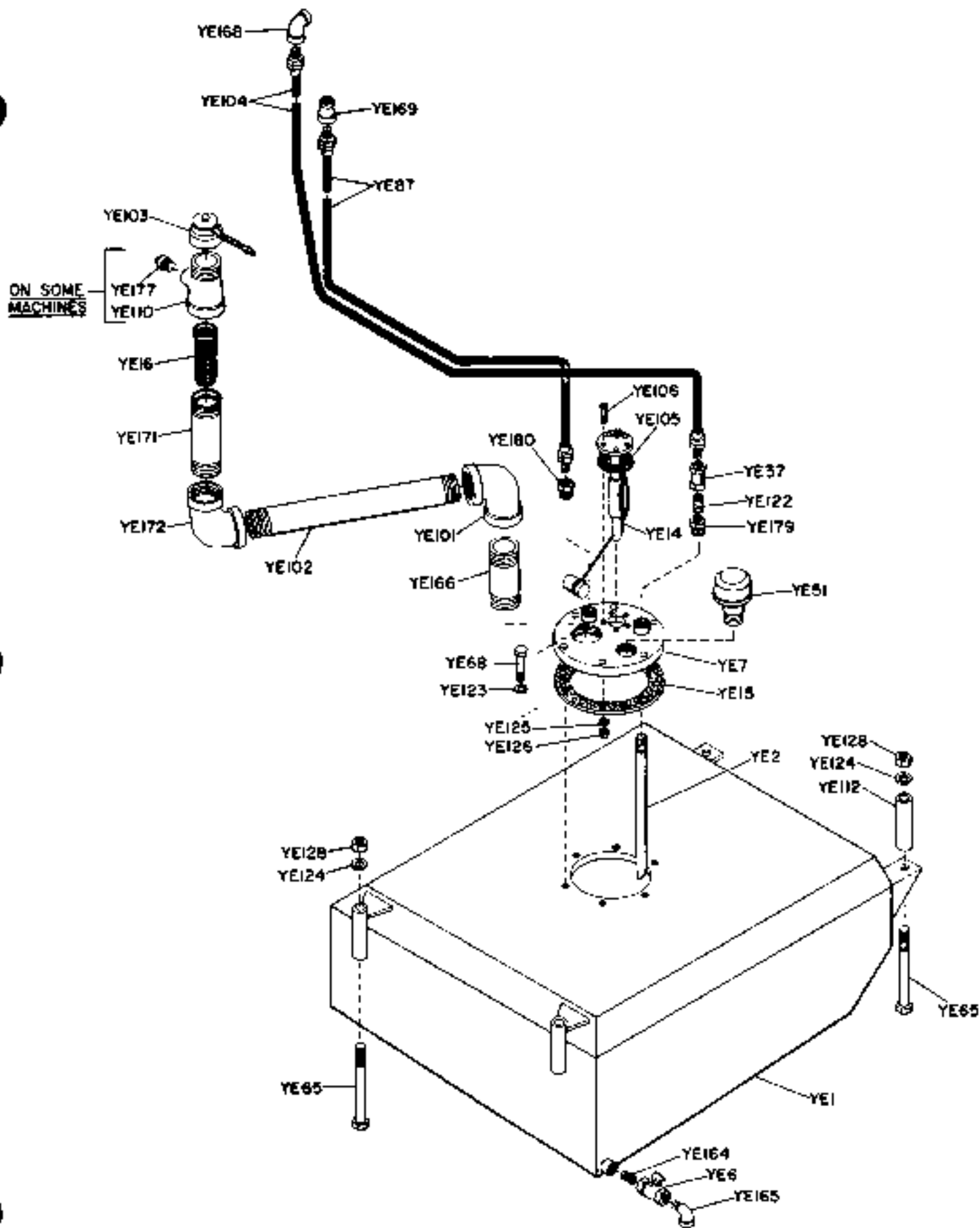




Ref. No.	Name of Part
XA2	Sheave
XA5	Pin, sheave
XA9	Screw, cap
XA22	Frame
XA42	Bracket
XA48	Bolt
XA80	Bearing, frame
XA81	Shim, cover
XA82	Cover, bearing
XA83	Screw, cap
XA86	Washer
XA87	Bearing, sheave
XA88	Retainer, bearing
XA89	Screw, cap
XA90	Spacer, bearing
XA91	Spacer, pin
XA92	Retainer, pin
XA93	Screw, cap
XA136	Roller, guide
XA138	Bearing, roller
XA140	Retainer, bearing
XA141	Screw, cap
XA152	Pin, spring
XA153	Roller kit-change from sealed to lubricated bearings

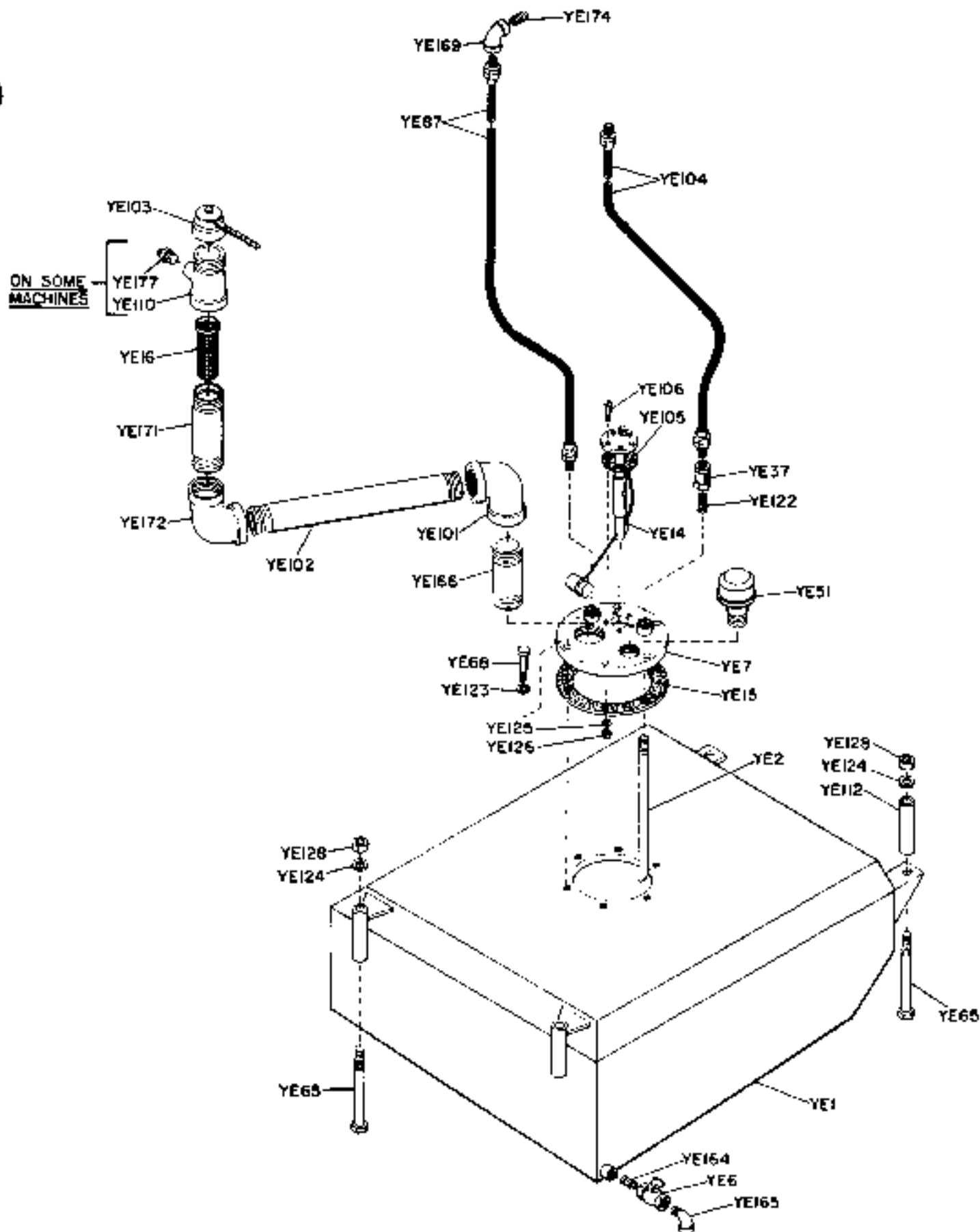


REF. NO.	NAME OF PART	REF. NO.	NAME OF PART
YE1	Tank, fuel-includes YE6, YE65, YE112, YE124, YE128, YE164 & YE165	YE105	Gasket
YE2	Pipe, suction	YE106	Screw
YE6	Cock, drain	YE110	Tee, pipe
YE7	Cover, fuel tank	YE112	Spacer, bolt
YE14	Gauge, fuel	YE122	Nipple, pipe
YE15	Gasket, cover	YE123	Lockwasher
YE16	Strainer, fuel	YE124	Lockwasher
YE37	Valve, check	YE125	Lockwasher
YE51	Breather	YE126	Nut, full
YE65	Bolt	YE128	Nut, full
YE68	Cap screw	YE164	Nipple, close
YE87	Hose assembly fuel return	YE165	Elbow, street
YE101	Elbow	YE166	Nipple, pipe
YE102	Pipe, filler	YE168	Elbow, pipe
YE103	Cap, filler	YE169	Coupling, pipe
YE104	Hose assembly fuel suction	YE171	Nipple, pipe
		YE172	Elbow, pipe
		YE177	Plug, pipe
		YE179	Bushing, pipe
		YE180	Bushing, pipe



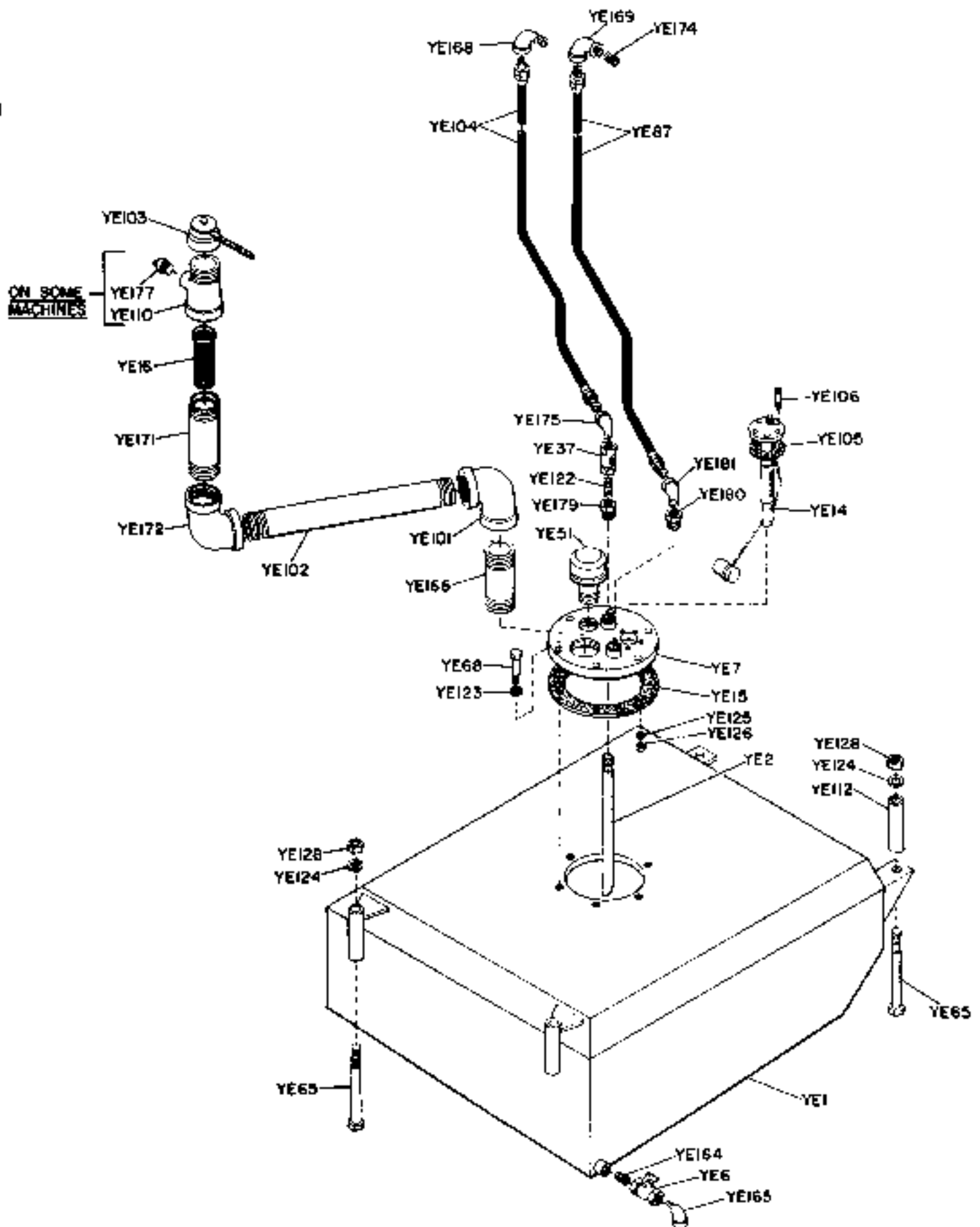
REF. NO.	NAME OF PART	REF. NO.	NAME OF PART
YE1	Tank, fuel-includes YE6, YE65, YE112, YE124 YE128, YE164 & YE165	YE105	Gasket
YE2	Pipe, suction	YE106	Screw
YE6	Cock, drain	YE110	Tee, pipe
YE7	Cover, fuel tank	YE117	Spacer, bolt
YE14	Gauge, fuel	YE122	Nipple, pipe
YE15	Gasket, cover	YE123	Lockwasher
YE16	Strainer, fuel	YE124	Lockwasher
YE37	Valve, check	YE125	Lockwasher
YE51	Breather	YE126	Nut, full
YE65	Bolt	YE128	Nut, full
YE68	Capscrew	YE164	Nipple, close
YE87	Hose assembly- fuel return	YE165	Elbow, street
YE101	Elbow	YE166	Nipple, pipe
YE102	Pipe, filler	YE168	Elbow, pipe
YE103	Cap, filler	YE171	Nipple, pipe
YE104	Hose assembly- fuel suction	YE172	Elbow, pipe
		YE174	Nipple, pipe
		YE177	Plug, pipe

FUEL TANK AND PIPING

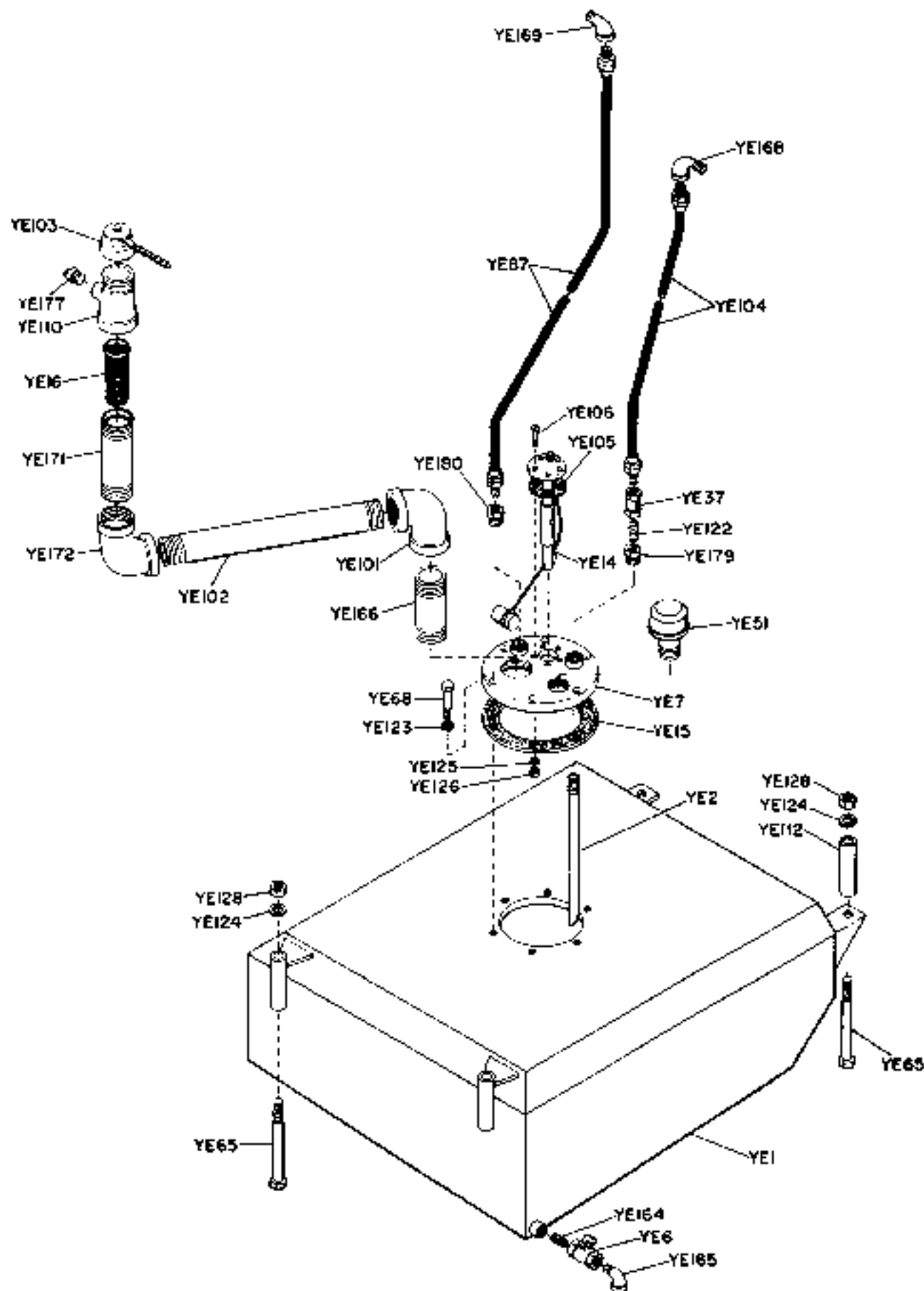


REISSUED 473 FUEL TANK AND PIPING FOR CAT. D330CT, D330T & D330TAC DIESEL ENGINES

REF. NO.	NAME OF PART	REF. NO.	NAME OF PART
YE1	Tank, fuel - includes YE6, YE65, YE112, YE124 YE128, YE164 & YE165	YE110	Tee, pipe
YE2	Pipe, suction	YE112	Spacer, bolt
YE6	Cock, drain	YE122	Nipple, pipe
YE7	Cover, fuel tank	YE123	Lockwasher
YE14	Gauge, fuel	YE124	Lockwasher
YE15	Gasket, cover	YE125	Lockwasher
YE16	Strainer, fuel	YE126	Nut, full
YE37	Valve	YE128	Nut, full
YE51	Breather	YE164	Nipple, close
YE65	Bolt	YE165	Elbow, street
YE68	Capscrew	YE166	Nipple, pipe
YEB7	Hose assembly - fuel return	YE168	Elbow, street
YE101	Elbow	YE169	Elbow, pipe
YE102	Pipe, filler	YE171	Nipple, pipe
YE103	Cap, filler	YE172	Elbow, pipe
YE104	Hose assembly - fuel suction	YE174	Nipple, pipe
YE105	Gasket	YE175	Elbow, street
YE106	Screw	YE177	Plug, pipe
		YE179	Bushing, pipe
		YE180	Bushing, pipe
		YE181	Elbow, street

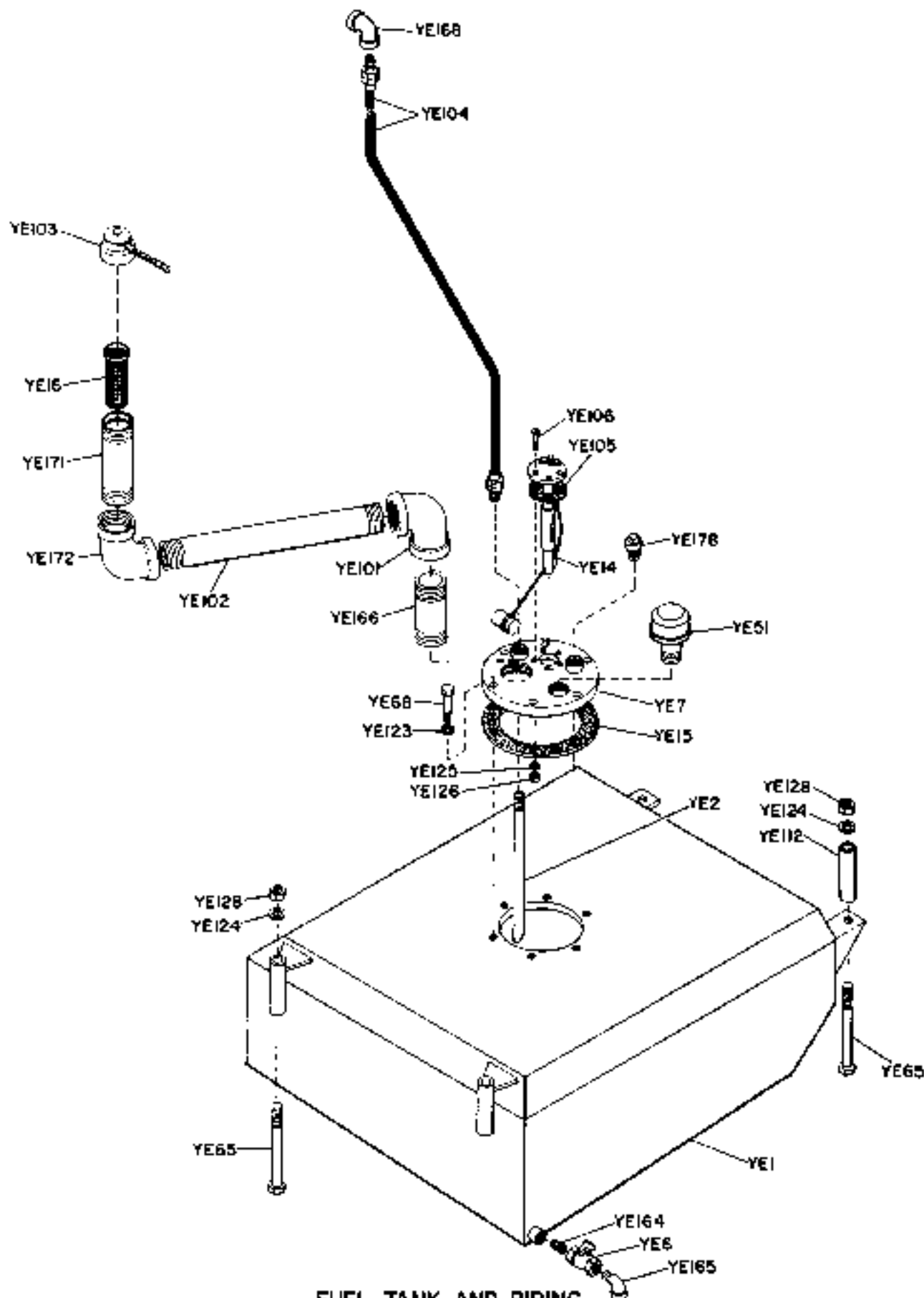


REF. NO.	NAME OF PART	REF. NO.	NAME OF PART
YE1	Fuel tank-includes YE6, YE65, YE112, YE124, YE128, YE164 & YE165	YE105	Gasket
YE2	Pipe, suction	YE106	Screw
YE6	Cock, drain	YE110	Tee, pipe
YE7	Cover, fuel tank	YE112	Spacer, bolt
YE14	Gauge, fuel tank	YE122	Nipple, pipe
YE15	Gasket	YE123	Lockwasher
YE16	Strainer, fuel	YE124	Lockwasher
YE37	Valve, check	YE125	Lockwasher
YE51	Breather	YE126	Nut, full
YE65	Bolt	YE128	Nut, full
YE68	Capscrew	YE164	Nipple, close
YE87	Hose assembly- fuel return	YE165	Elbow, street
YE101	Elbow	YE166	Nipple, pipe
YE102	Pipe, filler	YE168	Elbow, street
YE103	Cap, filler	YE169	Elbow, street
YE104	Hose assembly- fuel, suction	YE171	Nipple, pipe
		YE172	Elbow, pipe
		YE177	Plug, pipe
		YE179	Bushing, pipe
		YE180	Bushing, pipe

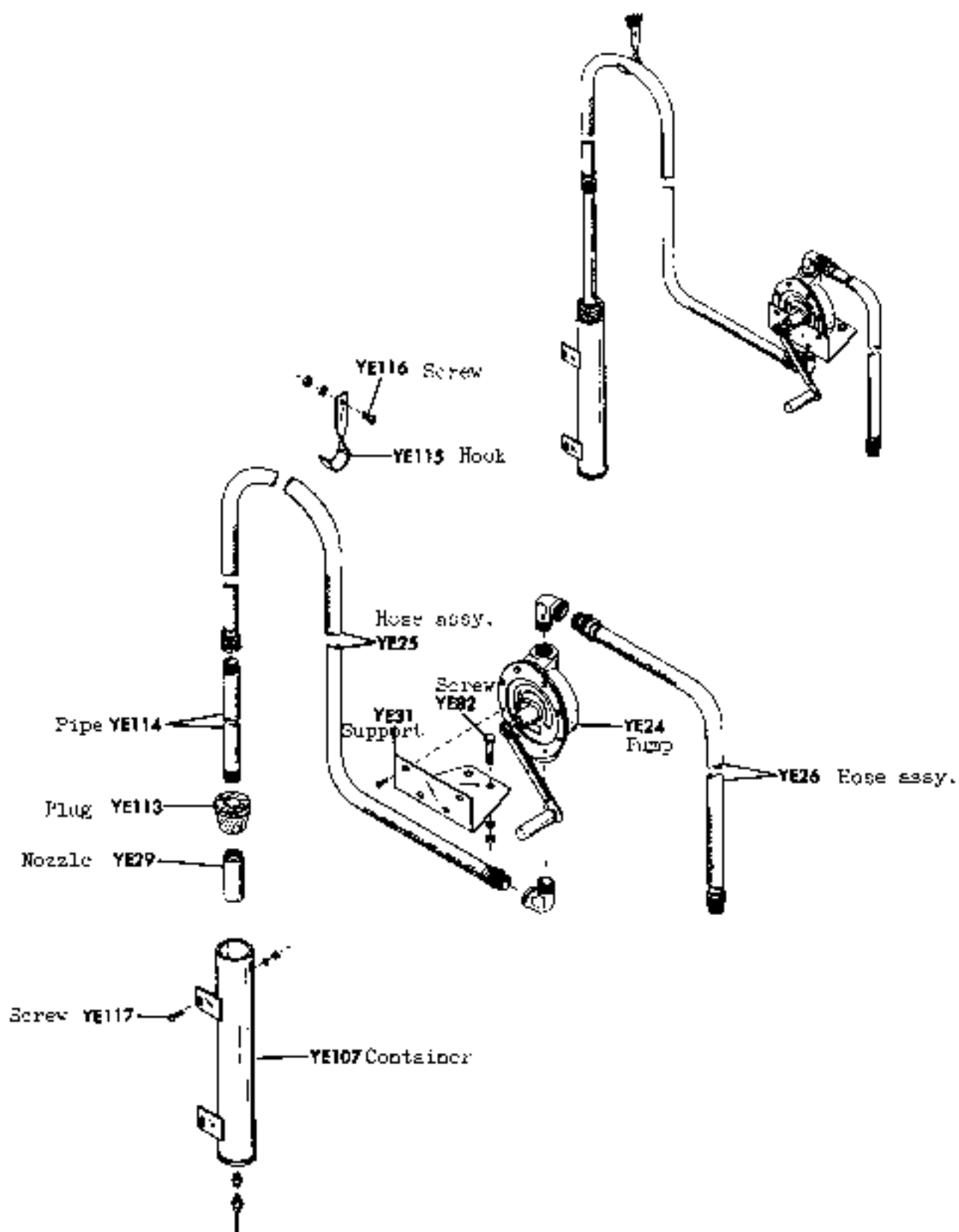


REF. NO.	NAME OF PART	REF. NO.	NAME OF PART
YE1	Tank, fuel-Includes YE6, YE69, YE112, YE124 YE128, YE164 & YE165	YE105	Gasket
YE2	Pipe, suction	YE106	Screw
YE6	Cock, drain	YE112	Spacer, bolt
YE7	Cover, fuel tank	YE123	Lockwasher
YE14	Gauge, fuel	YE124	Lockwasher
YE15	Gasket, cover	YE125	Lockwasher
YE16	Strainer, fuel	YE126	Nut, full
YE51	Breather	YE128	Nut, full
YE69	Bolt	YE164	Nipple, close
YE68	Capscrew	YE165	Elbow, street
YE101	Elbow	YE166	Nipple, pipe- Waukesha only
YE102	Pipe, filler	YE168	Elbow, pipe
YE103	Cap, filler	YE171	Nipple, pipe- Waukesha only
YE104	Hose assembly- fuel suction	YE172	Elbow, pipe- Waukesha only
		YE178	Plug, pipe

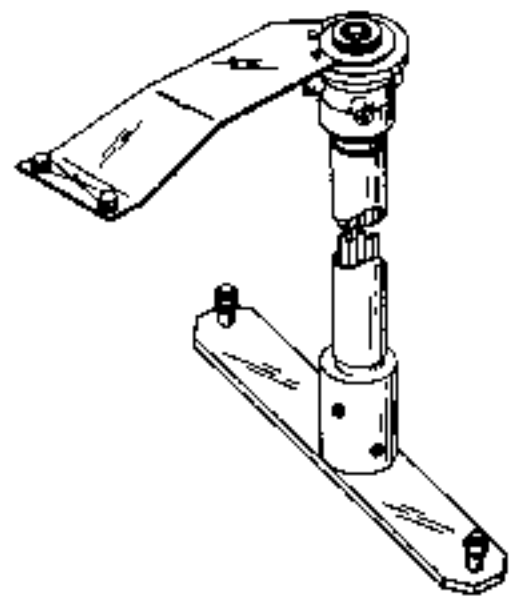
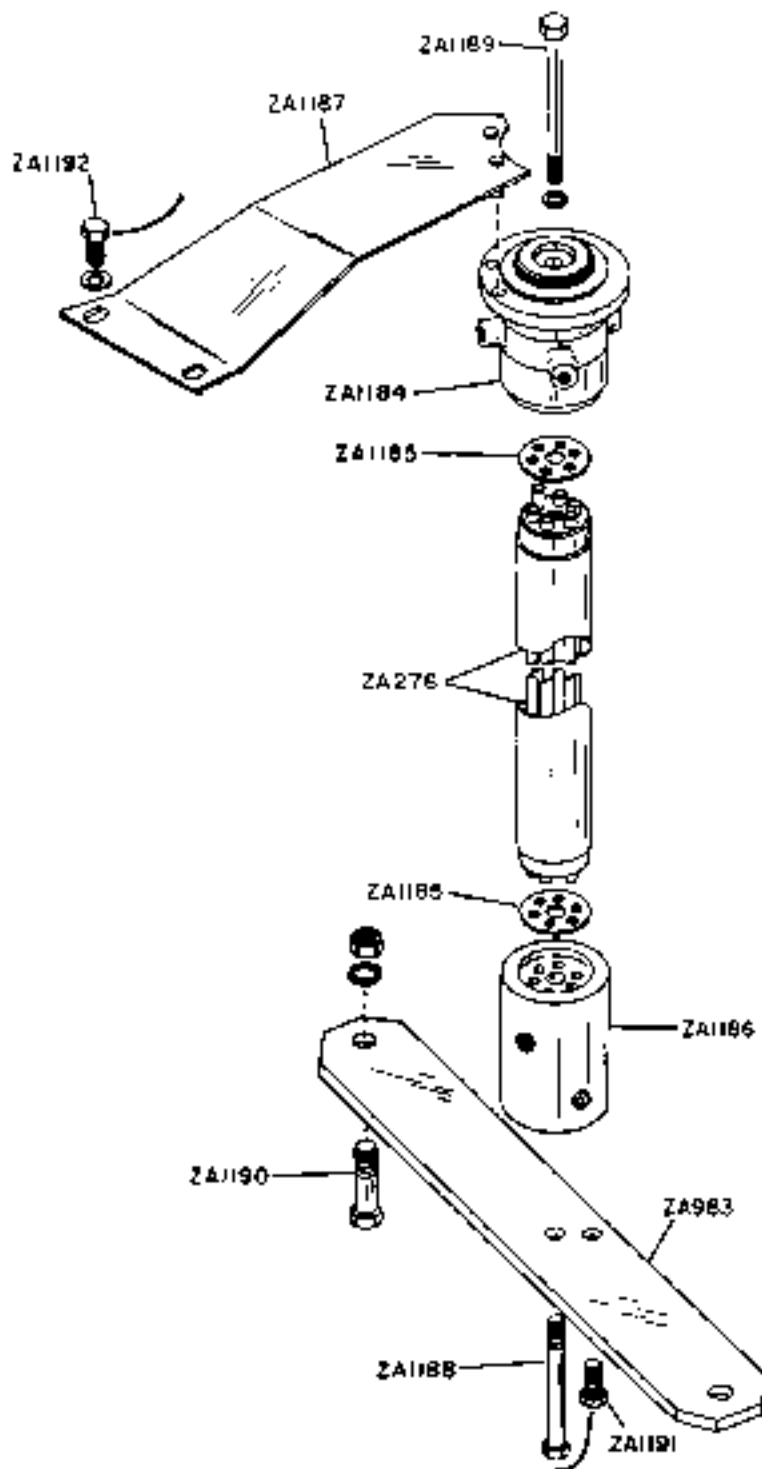
FUEL TANK AND PIPING
FOR I.H.C. U-501 GASOLINE ENGINE WITH
2 SPEED TRANSMISSION, POWER TAKE-OFF OR TORQUE CONVERTER
& FOR WAUKESHA GZU-135 GASOLINE ENGINE WITH
POWER TAKE-OFF OR TORQUE CONVERTER



FUEL TANK AND PIPING
 FOR I.H.C. U-501 GASOLINE ENGINE WITH
 2 SPEED TRANSMISSION, POWER TAKE-OFF OR TORQUE CONVERTER
 & FOR WAUKESHA GZU-135 GASOLINE ENGINE WITH
 POWER TAKE-OFF OR TORQUE CONVERTER

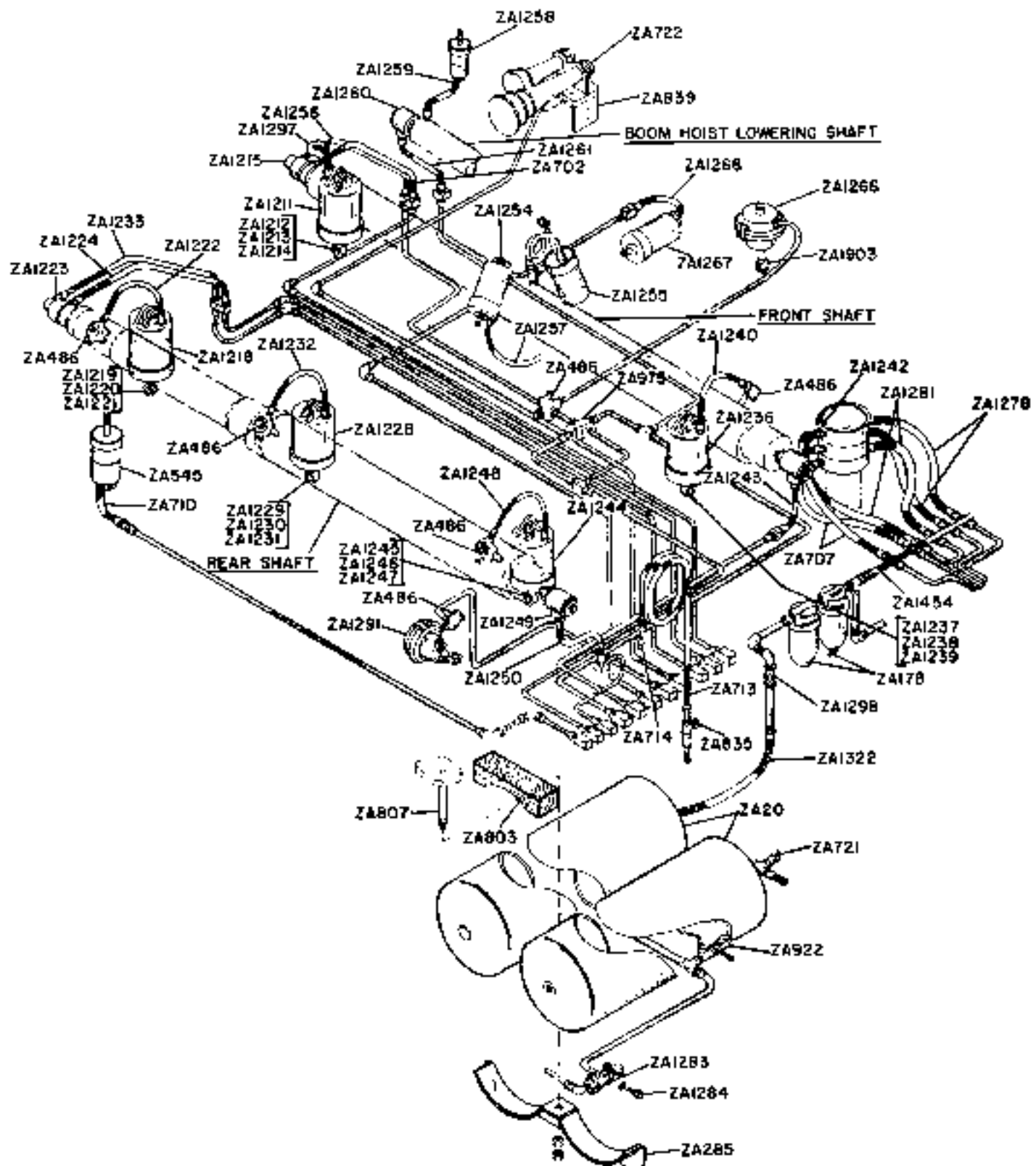


FUEL TRANSFER PUMP 25B-YE400

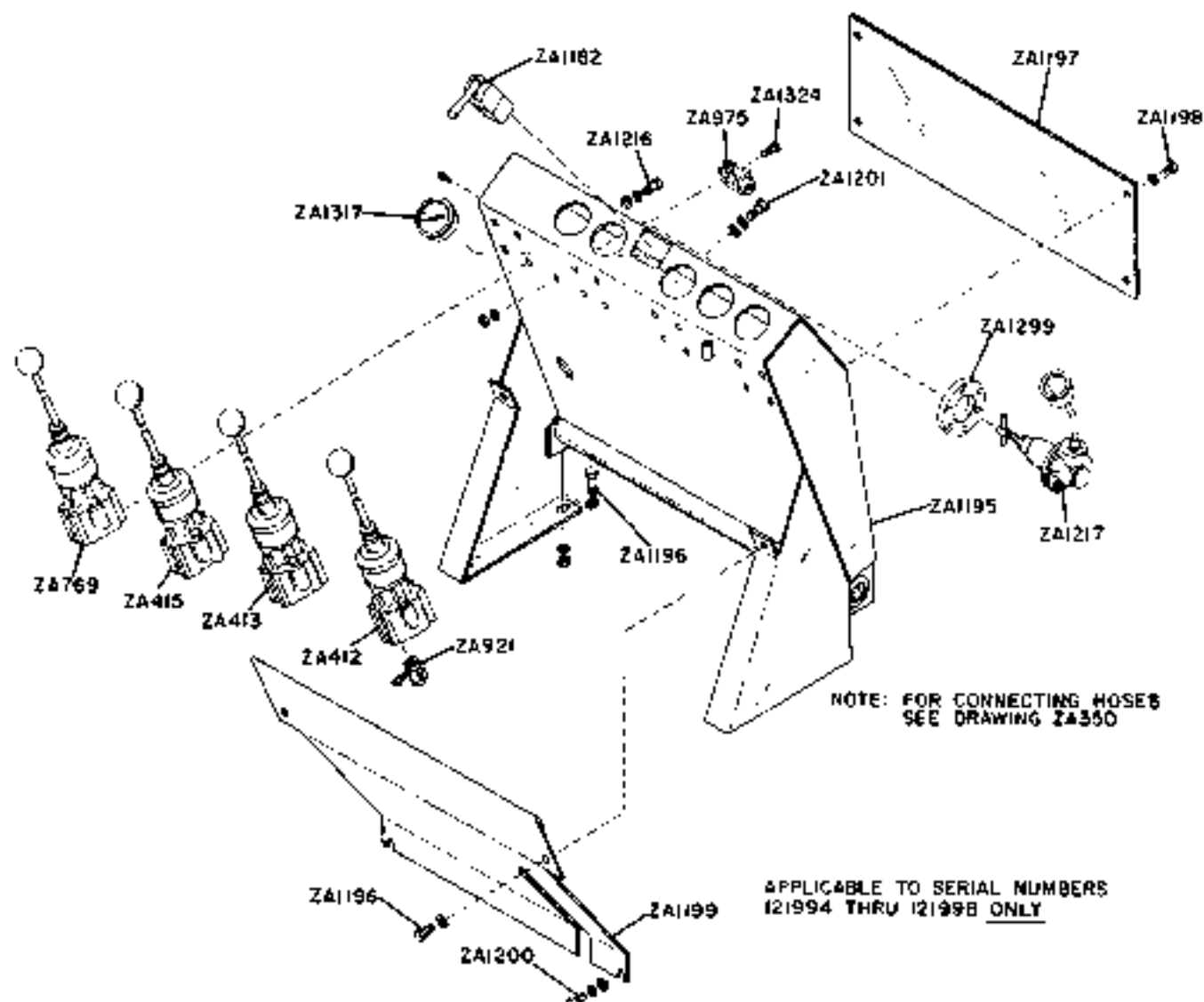


REF. NO.	NAME OF PART
Z4276	Spindle-
Z4983	Support
Z41184	Coupling complete for component parts see drawing Z41100
Z41185	Gasket
Z41186	Connector
Z41187	Bracket
Z41188	Cap screw
Z41189	Cap screw
Z41190	Cap screw
Z41191	Cap screw
Z41192	Cap screw

CAT. REF.	PART NAME	CAT. REF.	PART NAME	CAT. REF.	PART NAME
ZA 20	TANK, AIR	ZA 1229	END, ROD	ZA 1267	CYLINDER, BOOM HOIST
ZA 178	LUBRICATOR - FOR COMPONENT PARTS SEE DRAWING ZA1601	ZA 1230	BUSHING		PAWL - FOR COMPONENT PARTS SEE DRAWING ZA1406
ZA 285	SUPPORT, TANK	ZA 1231	PIN	ZA 1268	HOSE
ZA 486	VALVE, RELEASE	ZA 1232	HOSE	ZA 1278	HOSE
ZA 845	CYLINDER, SWING BRAKE FOR COMPONENT PARTS SEE DRAWING ZA1404	ZA 1233	HOSE	ZA 1281	HOSE
ZA 702	HOSE	ZA 1236	CYLINDER, CLUTCH - FOR COMPONENT PARTS SEE DRAWING ZA1200 FOR MIDLAND OR ZA1404 FOR WESTINGHOUSE AIR BRAKE	ZA 1283	VALVE, DRAIN FOR COMPONENT PARTS SEE DRAWING ZA1600 FOR WORTHINGTON OR ZA1610 FOR WAGNER
ZA 707	HOSE	ZA 1237	END, ROD	ZA 1284	CAPSCREW
ZA 710	HOSE	ZA 1238	BUSHING	ZA 1291	CHAMBER, AIR-DIPPER TIP FOR COMPONENTS PARTS SEE DRAWING ZA1500
ZA 713	HOSE	ZA 1239	PIN		
ZA 714	GUN, BLOW	ZA 1240	HOSE	ZA 1297	HOSE
ZA 721	VALVE, SAFETY	ZA 1242	UNION, SINGLE ROTATING FOR COMPONENT PARTS SEE DRAWING ZA1603	ZA 1298	COCK, SHUT-OFF
ZA 722	HORN, AIR - FOR COMPONENT PARTS SEE DRAWING ZA1002	ZA 1243	HOSE	ZA 1454	HOSE
ZA 803	BLOCK	ZA 1244	CYLINDER, CLUTCH - FOR COMPONENT PARTS SEE DRAWING ZA1200 FOR MIDLAND OR ZA1404 FOR WESTINGHOUSE AIR BRAKE	ZA 1903	END, YOKE
ZA 807	STUD				
ZA 835	VALVE, GLOBE				
ZA 839	BRACKET, HORN				
ZA 922	COCK, DRAIN				
ZA 975	VALVE, CHECK	ZA 1245	END, ROD		
ZA 1211	CYLINDER, CLUTCH - FOR COMPONENT PARTS SEE DRAWING ZA1200 FOR MIDLAND OR ZA1404 FOR WESTINGHOUSE AIR BRAKE	ZA 1246	BUSHING		
ZA 1212	END, ROD	ZA 1247	PIN		
ZA 1213	BUSHING	ZA 1248	HOSE		
ZA 1214	PIN	ZA 1249	UNION, SINGLE ROTATING FOR COMPONENT PARTS SEE DRAWING ZA1604		
ZA 1215	UNION, DOUBLE ROTATING FOR COMPONENT PARTS SEE DRAWING ZA1602				
ZA 1218	CYLINDER - FOR COMPONENT PARTS SEE DRAWING ZA1200 FOR MIDLAND OR ZA1404 FOR WESTINGHOUSE AIR BRAKE	ZA 1250	HOSE		
ZA 1219	END, ROD	ZA 1254	CYLINDER, BOOM HOIST FOR COMPONENT PARTS SEE DRAWING ZA1405		
ZA 1220	BUSHING	ZA 1255	CYLINDER, BOOM HOIST FOR COMPONENT PARTS SEE DRAWING ZA1406		
ZA 1221	PIN	ZA 1256	HOSE		
ZA 1222	HOSE	ZA 1257	HOSE		
ZA 1223	UNION, DOUBLE ROTATING FOR COMPONENT PARTS SEE DRAWING ZA1602	ZA 1258	CYLINDER, BOOM HOIST LOWERING - FOR COMPONENT PARTS SEE DRAWING ZA1400		
ZA 1224	HOSE				
ZA 1228	CYLINDER, CLUTCH FOR COMPONENT PARTS SEE DRAWING ZA1200 FOR MIDLAND OR ZA1404 FOR WESTINGHOUSE AIR BRAKE	ZA 1259	HOSE		
		ZA 1260	UNION, SINGLE ROTATING FOR COMPONENT PARTS SEE DRAWING ZA1603		
		ZA 1261	HOSE		
		ZA 1265	CHAMBER, AIR-BOOM HOIST BRAKE - FOR COMPONENT PARTS SEE DRAWING ZA1000		

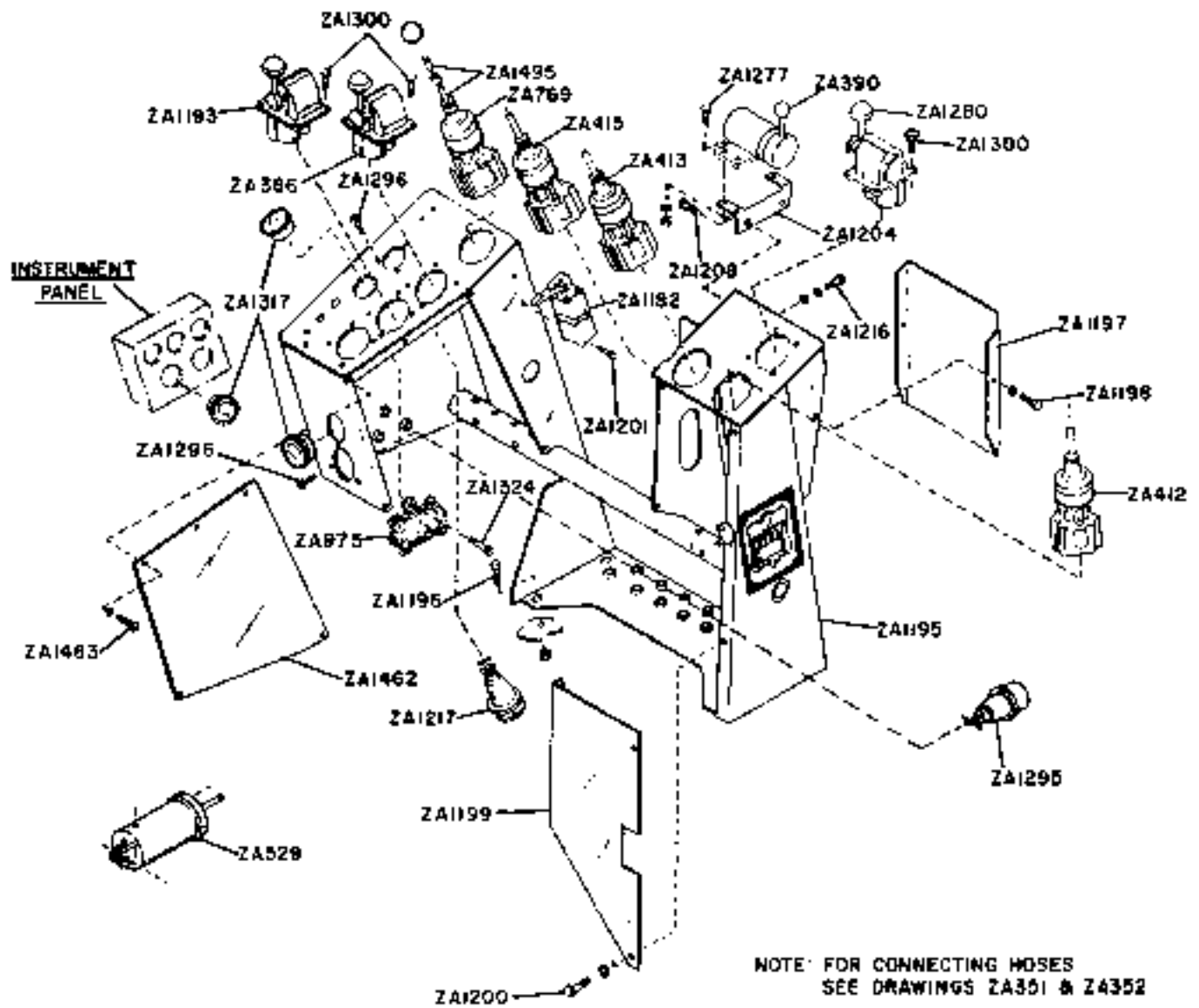


REF. NO.	NAME OF PART	REF. NO.	NAME OF PART
ZA412	Valve, flexair control boom hoist clutch for component parts see drawing ZA1407	ZA921	Cock, shut-off
ZA413	Valve, flexair control rear shaft center clutch & air horn-for component parts see drawing ZA1407	ZA975	Valve, double check
ZA415	Valve, flexair control front & rear shaft right hand clutch, swing brake & zipper trip-for component parts see drawing ZA1407	ZA1182	Valve, swing brake control-for component parts see drawing ZA1201
ZA769	Valve, flexair control front & rear left hand clutch-for component parts see drawing ZA1407	ZA1195	Stand, front valve
		ZA1196	Capscrew
		ZA1197	Cover
		ZA1198	Capscrew
		ZA1199	Cover
		ZA1200	Capscrew
		ZA1201	Capscrew
		ZA1216	Capscrew
		ZA1217	Regulator, air pressure-for component parts see drawing ZA1300
		ZA1299	Spacer
		ZA1317	Gauge, air pressure
		ZA1324	Capscrew



REF. NO.	NAME OF PART	REF. NO.	NAME OF PART
ZA386	Valve, pilotair control-swing or propel for component parts see drawings ZA1409 & ZA2518	ZA1191	Valve, pilotair-engine clutch for component parts see drawings ZA1408 & ZA2517
ZA390	Valve, rotair control-propel brake for component parts see drawings ZA1410 & ZA8889-ZA8918	ZA1195	Stand, front valve
ZA412	Valve, flexair control-boom hoist for component parts see drawings ZA1407 & ZA2516	ZA1196	Bolt
ZA413	Valve, flexair control-hoist drum for component parts see drawings ZA1407 & ZA2516	ZA1197	Cover
ZA415	Valve, flexair control-shovel crowd or retract, dragline & hoe drag, crane auxilliary hoist or clamshell holding-component parts only see drawings ZA1407 & ZA2516	ZA1198	Capscrew
ZA529	Cylinder, propel shifter for component parts see drawing ZA1402	ZA1199	Cover
ZA769	Valve, flexair control-swing clutches for component parts see drawings ZA1407 & ZA2516	ZA1200	Capscrew
ZA975	Valve, check	ZA1201	Capscrew
ZA1182	Valve, control-swing brake	ZA1204	Bracket, valve
		ZA1208	Capscrew
		ZA1216	Capscrew
		ZA1217	Regulator, pressure
		ZA1277	Capscrew
		ZA1280	Valve, pilotair-steering jaw clutch for component parts see drawings ZA1409 & ZA2518
		ZA1295	Regulator, air
		ZA1296	Capscrew
		ZA1300	Capscrew
		ZA1317	Gauge, air pressure
		ZA1324	Capscrew
		ZA1462	Cover
		ZA1463	Capscrew
		ZA1495	Handle, adjustable (or serial number 125812 & up see valve drawing ZA2516

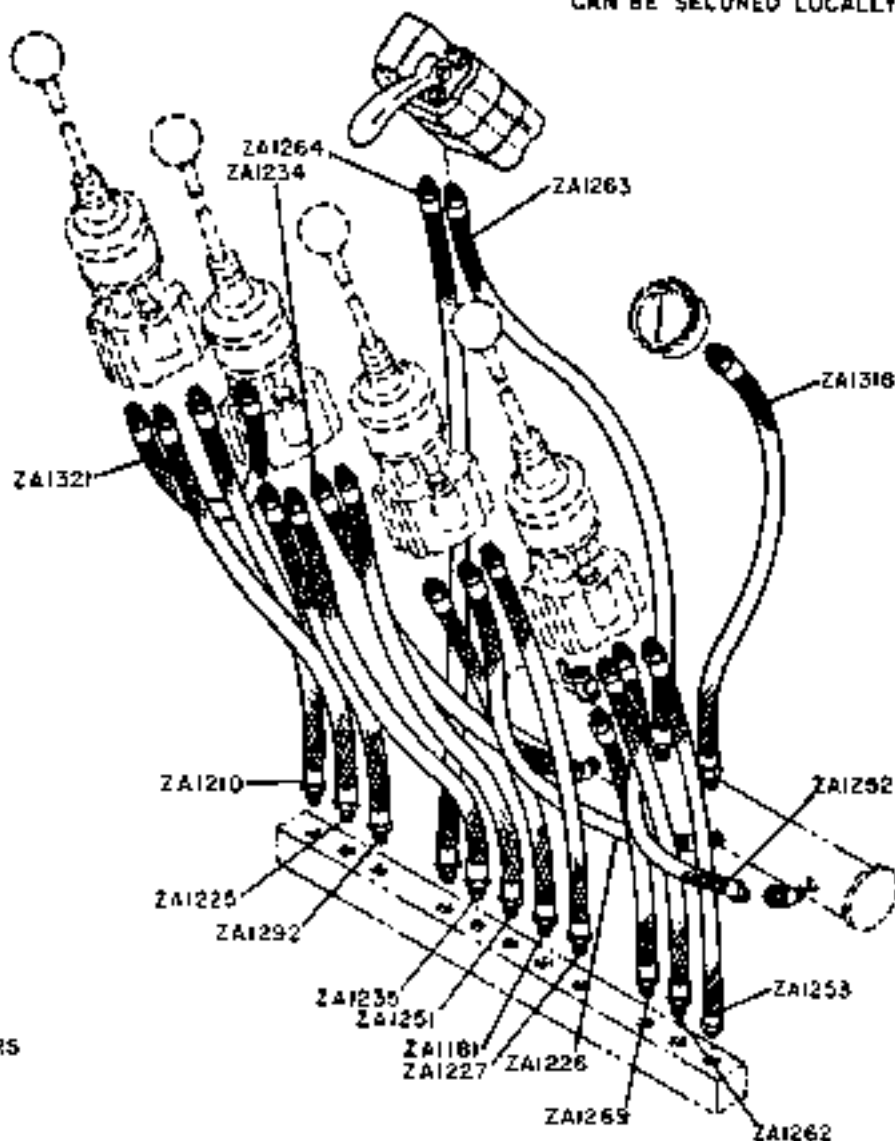
APPLICABLE ONLY TO SERIAL NUMBERS 122476 & UP



APPLICABLE ONLY TO SERIAL NUMBERS 122476 & UP

REF. NO.	NAME OF PART	REF. NO.	NAME OF PART
ZA1181	Hose, air born	ZA1253	Hose, boom hoist raising clutch-long
ZA1210	Hose, left hand front clutch	ZA1262	Hose, boom hoist lowering
ZA1225	Hose, left hand rear clutch	ZA1263	Hose, swing brake-short
ZA1226	Hose, center rear clutch-short	ZA1264	Hose, swing brake-long
ZA1227	Hose, center rear clutch-long	ZA1269	Hose, boom hoist pawl
ZA1234	Hose, front clutch right hand-short	ZA1292	Hose, dipper trip
ZA1235	Hose, front clutch right hand-long	ZA1318	Hose, pressure gauge
ZA1251	Hose, rear right hand clutch	ZA1321	Hose, flexair valve to double check valve
ZA1252	Hose, boom hoist raising clutch-short		

NOTE. ALL TUBING AND FITTINGS NOT NUMBERED OR ILLUSTRATED ARE COMMON HARDWARE ITEMS AND CAN BE SECURED LOCALLY.



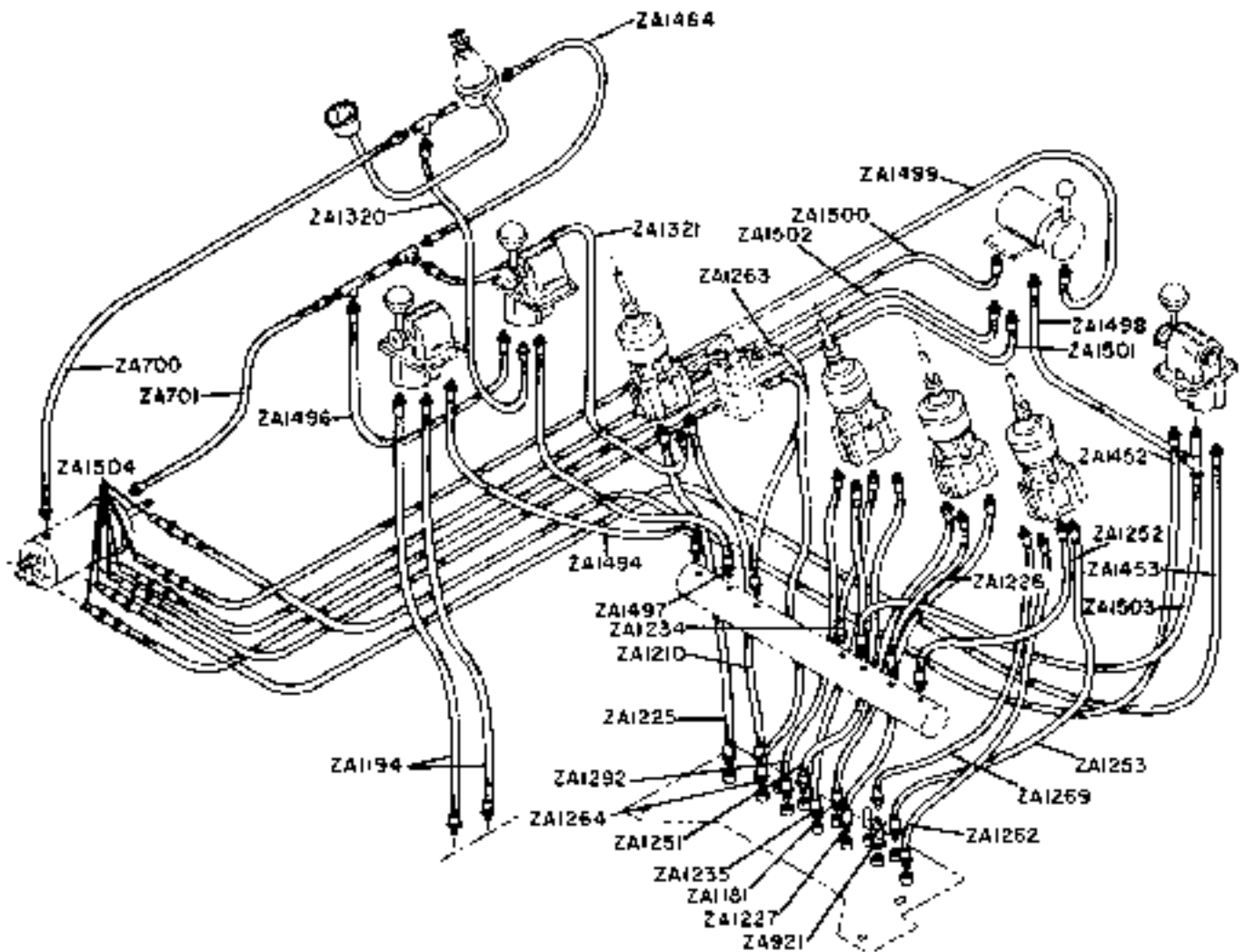
NOTE. FOR CONTROL VALVES SEE DRAWING ZA300

APPLICABLE TO SERIAL NUMBERS 121994 THRU 121998 ONLY

REF. NO.	NAME OF PART	REF. NO.	NAME OF PART
ZA700	Hose	ZA1269	Hose, boom hoist pawl
ZA701	Hose	ZA1292	Hose, dipper trip
ZA921	Cock, shut-off	ZA1320	Hose, regulator discharge
ZA1181	Hose, air horn	ZA1321	Hose, flexair valve to double check valve
ZA1194	Hose, engine clutch-long	ZA1452	Hose, steering jaw clutch right hand
ZA1210	Hose, left hand front clutch	ZA1453	Hose, steering jaw clutch left hand
ZA1225	Hose, left hand rear clutch	ZA1464	Hose, regulator to double check valve
ZA1226	Hose, center rear clutch-short	ZA1494	Hose, engine clutch-short
ZA1227	Hose, center rear clutch-long	ZA1496	Hose
ZA1234	Hose, front clutch right hand-short	ZA1497	Hose, pilotair valve to manifold
ZA1235	Hose, front clutch right hand-long	ZA1498	Hose, pilotair valve to pilotair valve
ZA1251	Hose, rear right hand clutch	ZA1499	Hose, steering brake release-right hand
ZA1252	Hose, boom hoist raising clutch-short	ZA1500	Hose, steering brake release-left hand
ZA1253	Hose, boom hoist raising clutch-long	ZA1501	Hose, steering brake booster right hand
ZA1262	Hose, boom hoist lowering	ZA1502	Hose, steering brake booster left hand
ZA1263	Hose, swing brake-short	ZA1503	Hose, pilotair valve
ZA1264	Hose, swing brake-long	ZA1504	Hose, stand to revolving frame

APPLICABLE TO SERIAL NUMBERS 122476 THRU 123015 ONLY

NOTE. ALL TUBING AND FITTINGS NOT
NUMBERED OR ILLUSTRATED ARE
COMMON HARDWARE ITEMS AND
CAN BE SECURED LOCALLY.



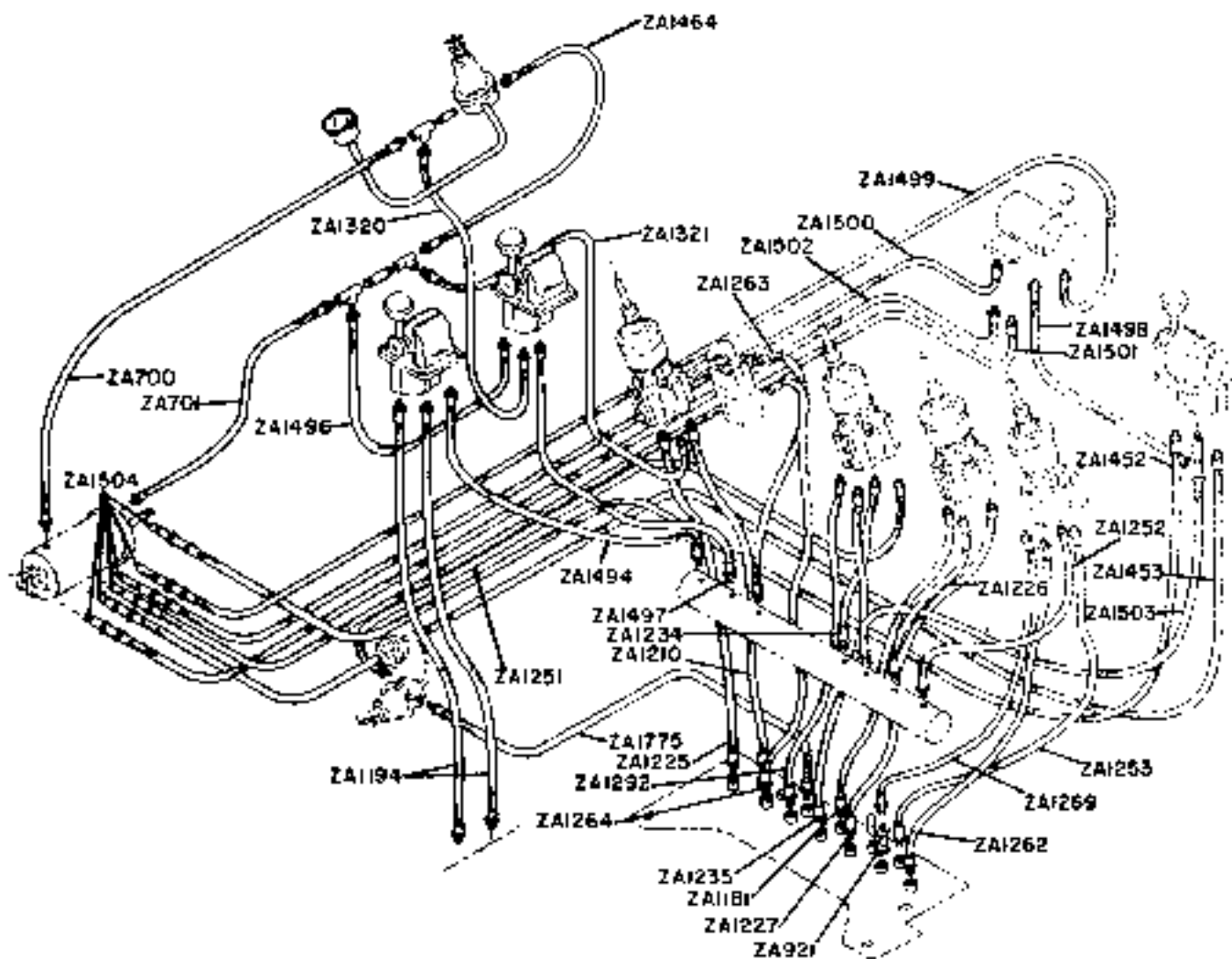
NOTE FOR CONTROL VALVES B CYLINDER
SEE DRAWING 24301

APPLICABLE TO SERIAL NUMBERS J22476 THRU J23D15 ONLY

REF. NO.	NAME OF PART	REF. NO.	NAME OF PART
ZA700	Hose	ZA1269	Hose, boom hoist pawl
ZA701	Hose	ZA1292	Hose, dipper trip
ZA921	Cock, shut-off	ZA1320	Hose, regulator discharge
ZA1181	Hose, air horn	ZA1331	Hose, flexair valve to double check valve
ZA1194	Hose, engine clutch-long	ZA1452	Hose, steering jaw clutch right hand
ZA1210	Hose, left hand front clutch	ZA1453	Hose, steering jaw clutch left hand
ZA1225	Hose, left hand rear clutch	ZA1464	Hose, regulator to double check valve
ZA1226	Hose, center rear clutch-short	ZA1494	Hose, engine clutch-short
ZA1227	Hose, center rear clutch-long	ZA1496	Hose
ZA1234	Hose, front clutch right hand-short	ZA1497	Hose, pilotair valve to manifold
ZA1235	Hose, front clutch right hand-long	ZA1498	Hose, pilotair valve to pilotair valve
ZA1251	Hose, rear right hand clutch	ZA1499	Hose, steering brake release-right hand
ZA1252	Hose, boom hoist raising clutch-short	ZA1500	Hose, steering brake release-left hand
ZA1253	Hose, boom hoist raising clutch-long	ZA1501	Hose, steering brake booster right hand
ZA1262	Hose, boom hoist lowering	ZA1502	Hose, steering brake booster left hand
ZA1263	Hose, swing brake-short	ZA1503	Hose, pilotair valve
ZA1264	Hose, swing brake-long	ZA1504	Hose, stand to revolving frame
		ZA1775	Hose, regulator-for drag clutch

APPLICABLE ONLY TO SERIAL NUMBERS 123016 & UP

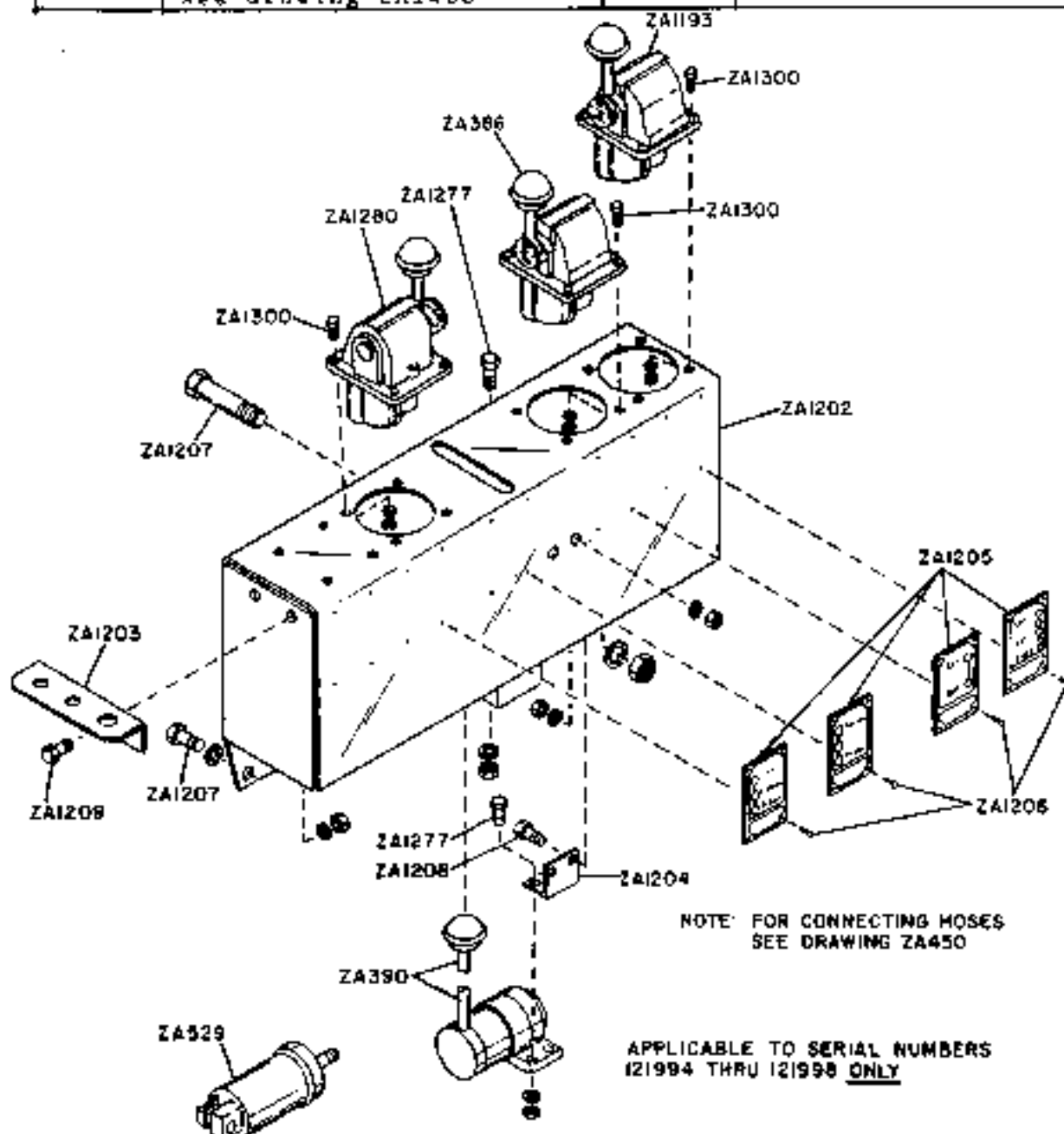
NOTE. ALL TUBING AND FITTINGS NOT
 NUMBERED OR ILLUSTRATED ARE
 COMMON HARDWARE ITEMS AND
 CAN BE SECURED LOCALLY.



NOTE: FOR CONTROL VALVES & CYLINDER
 SEE DRAWING ZA301

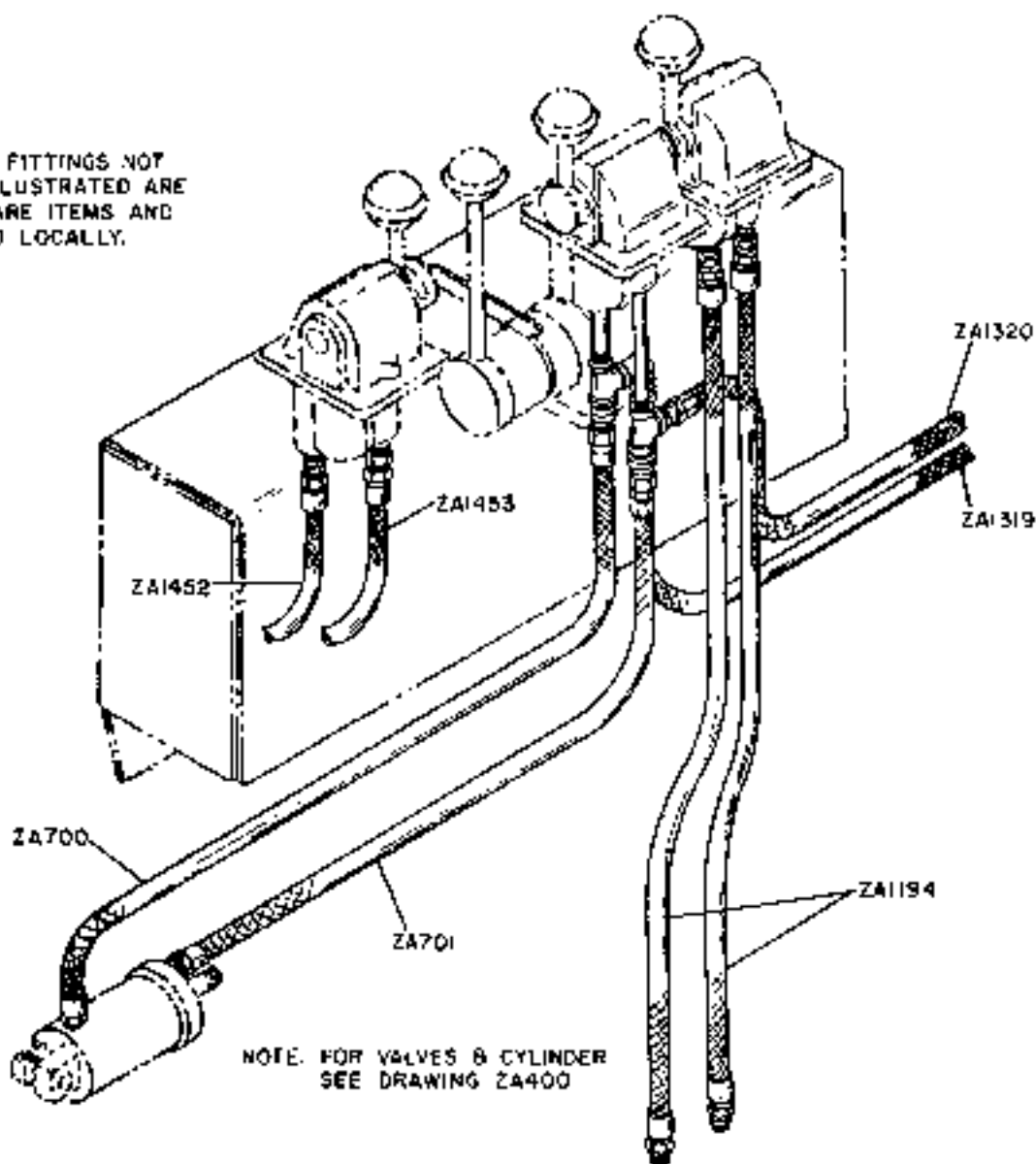
APPLICABLE ONLY TO SERIAL NUMBERS 123018 B UP

REF. NO.	NAME OF PART	REF. NO.	NAME OF PART
ZA386	Valve, pilotair-swing or propel for component parts see drawing ZA1409	ZA1202	Stand, side valve
ZA390	Valve, rotair-propel brake for component parts see drawing ZA1410	ZA1203	Bracket
ZA529	Cylinder, propel shifter for component parts see drawing ZA1402	ZA1204	Support
ZA1193	Valve, pilotair-engine clutch for component parts see drawing ZA1408	ZA1205	Plate, identification
		ZA1206	Screw
		ZA1207	Capscrew
		ZA1208	Capscrew
		ZA1209	Capscrew
		ZA1277	Capscrew
		ZA1280	Valve, pilotair-steering jaw clutch for component parts see drawing ZA1409
		ZA1300	Capscrew



REF. NO.	NAME OF PART
ZA700	Hose, cylinder engaging
ZA701	Hose, cylinder disengaging
ZA1194	Hose, engine clutch-long
ZA1319	Hose, regulator intake
ZA1320	Hose, regulator discharge
ZA1452	Hose, steering jaw clutch-right hand
ZA1453	Hose, steering jaw clutch-left hand

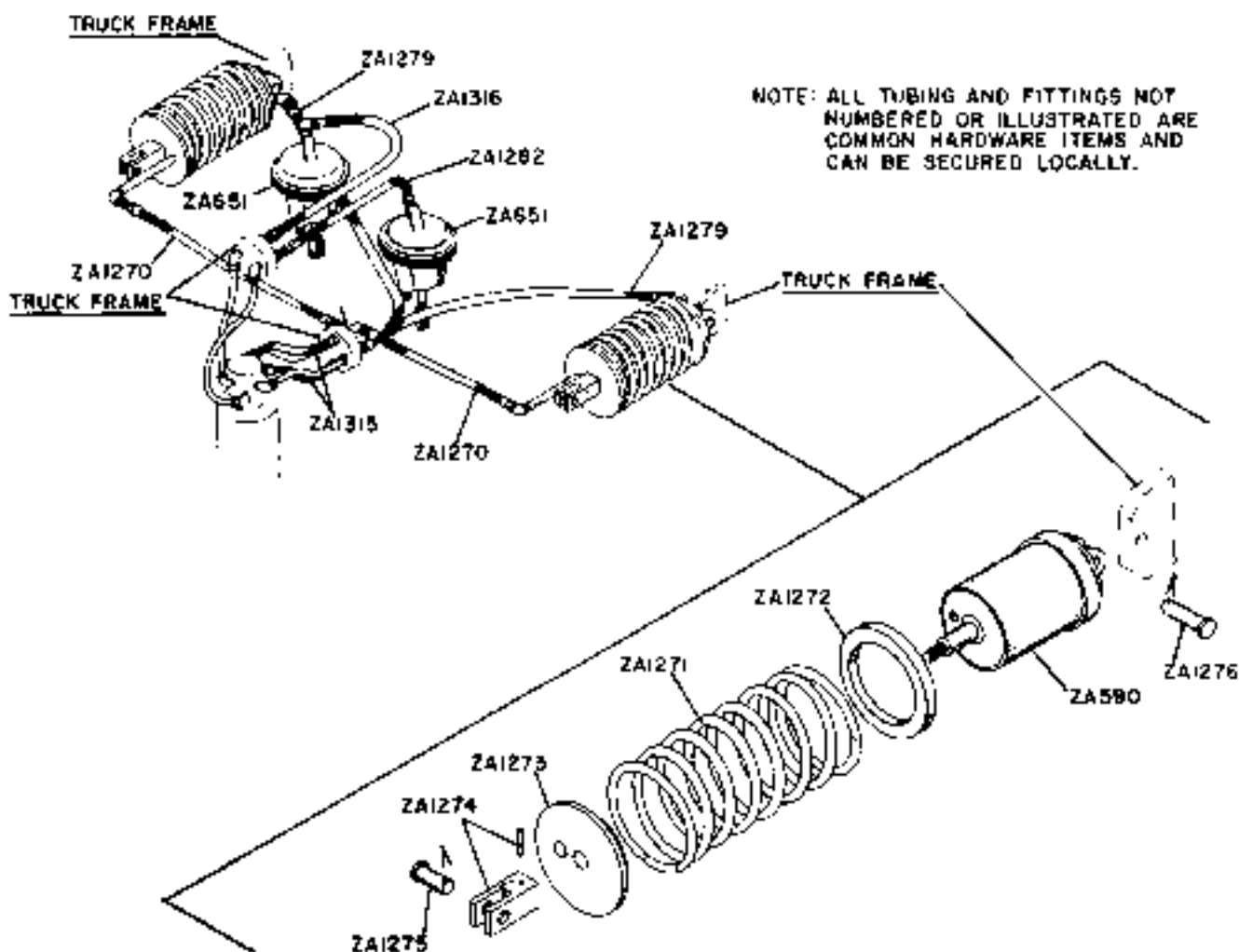
NOTE: ALL TUBING AND FITTINGS NOT NUMBERED OR ILLUSTRATED ARE COMMON HARDWARE ITEMS AND CAN BE SECURED LOCALLY.



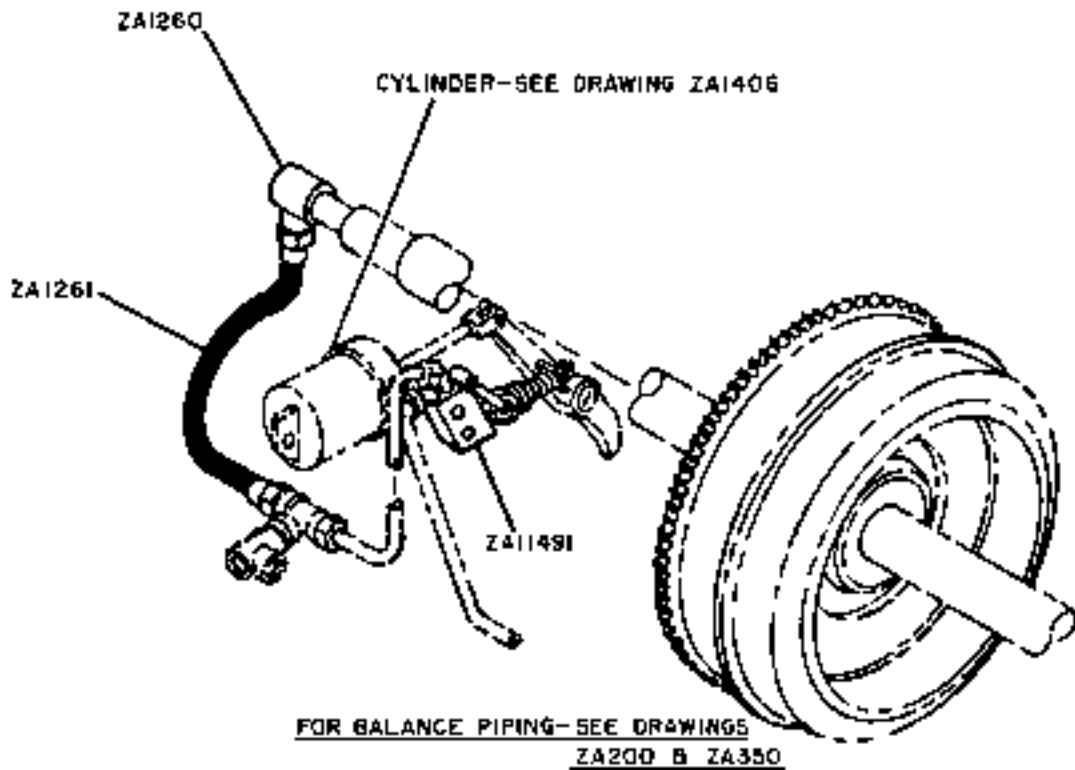
NOTE: FOR VALVES & CYLINDER SEE DRAWING ZA400

APPLICABLE TO SERIAL NUMBERS 121994 THRU 121998 ONLY

REF. NO.	NAME OF PART
ZA590	Cylinder, steering brake For component parts see drawing ZA1401
ZA651	Chamber, steering jaw brake for component parts see drawing ZA1500
ZA1270	Hose, steering brake release cylinder
ZA1271	Spring
ZA1272	Collar
ZA1273	Pin
ZA1274	Yoke, cylinder
ZA1275	Pin, yoke
ZA1276	Pin, cylinder anchor
ZA1279	Hose, cylinder booster
ZA1282	Hose, brake chamber
ZA1315	Hose, swivel lower
ZA1316	Hose, brake chamber

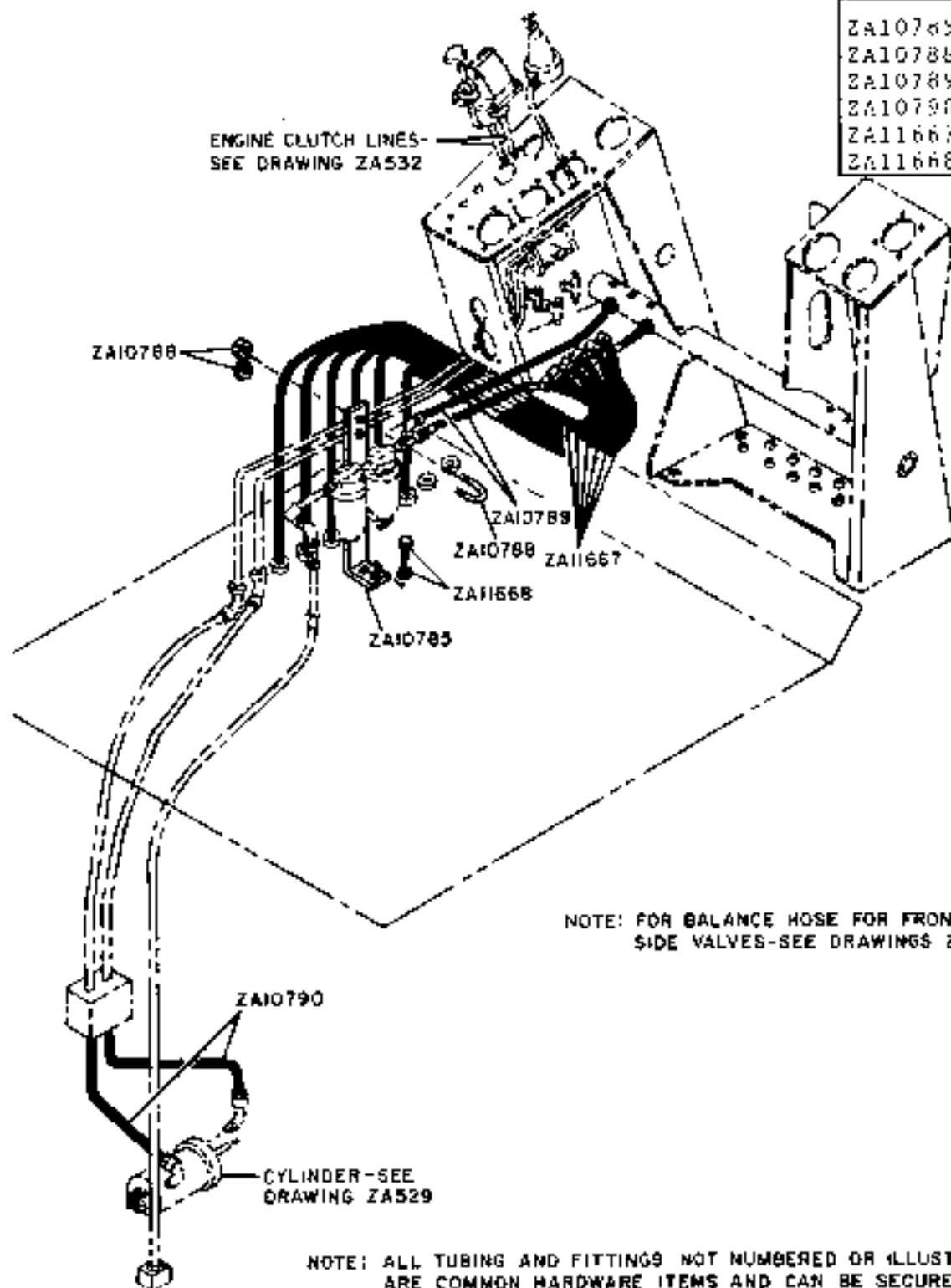


REF. NO.	NAME OF PART
ZAI260	Union-for component parts see drawing ZAI603
ZAI261	Nose
ZAI1491	Valve

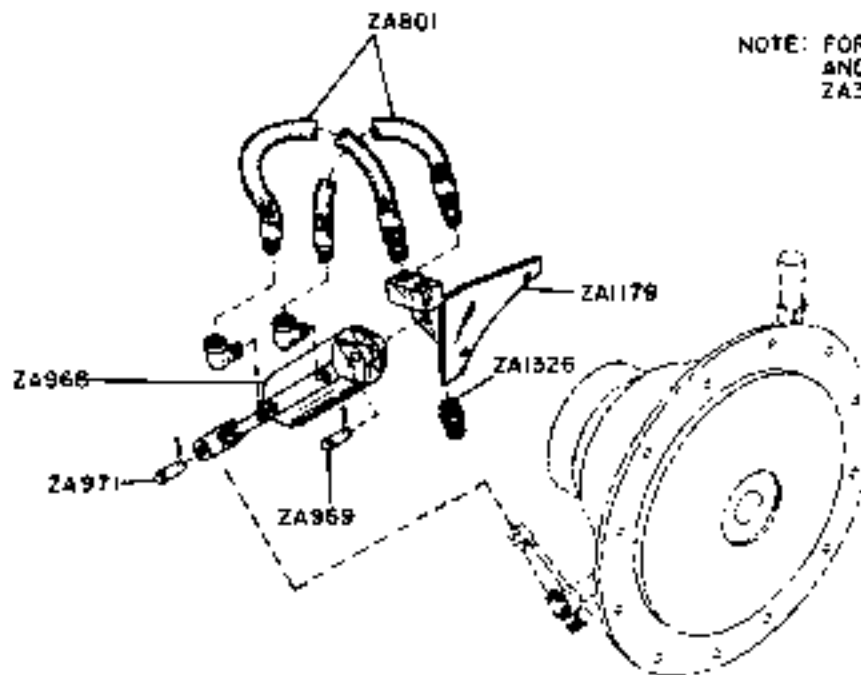
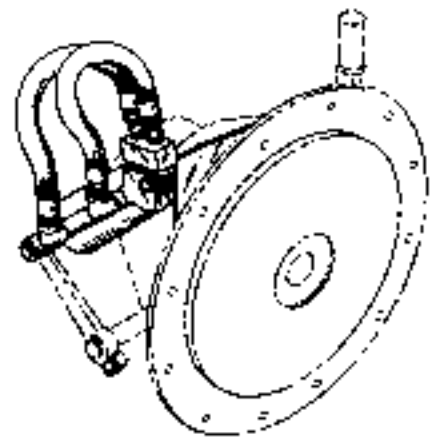


FOR BOOM HOIST-SEE DRAWING JX100

RFF. NO.	NAME OF PART
ZA10785	Support
ZA10788	U-bolt
ZA10789	Hose
ZA10790	Hose
ZA11667	Hose
ZA11668	Capscrew

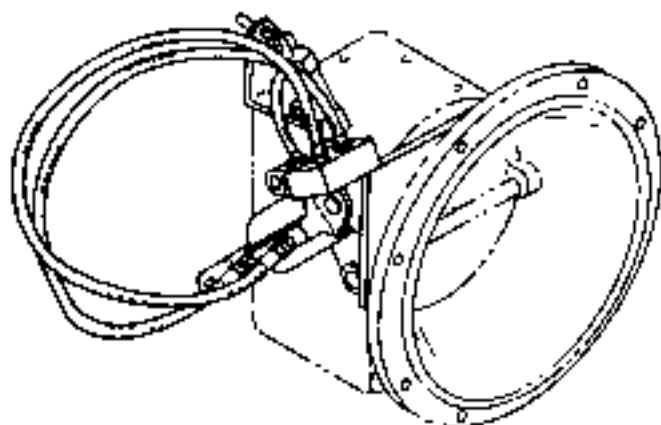


REF. NO.	NAME OF PART
ZA801	Hose, clutch
ZA968	Cylinder, clutch for component parts see drawing ZA1403
ZA969	Pin, cylinder anchor
ZA971	Pin, lever
ZA1179	Bracket, cylinder
ZA1326	Restrictor, air

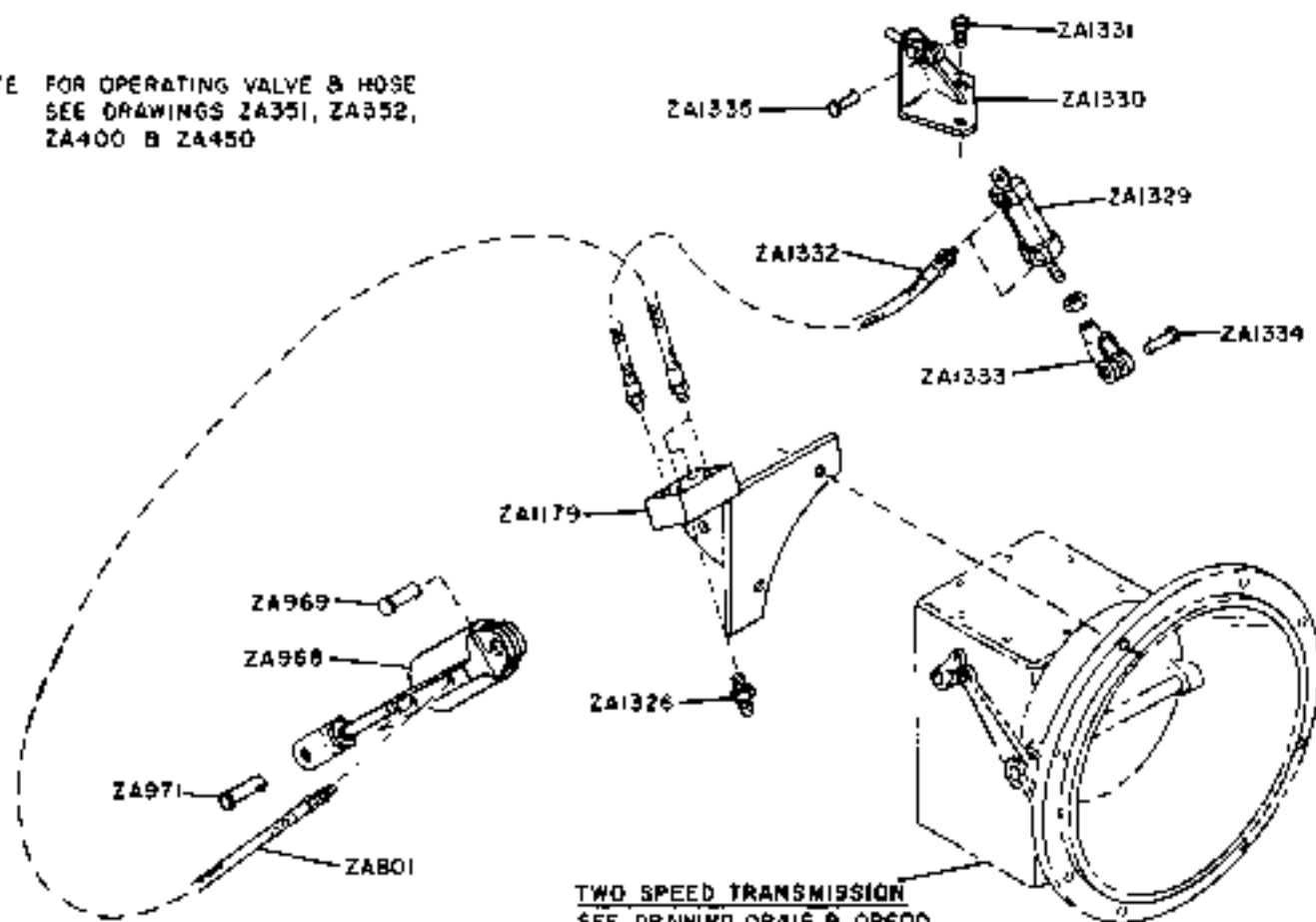


NOTE: FOR OPERATING VALVE
AND HOSE SEE DRAWINGS
ZA351, ZA352, ZA400 & ZA450

REF. NO.	NAME OF PART
ZA801	Hose, clutch
ZA968	Cylinder, clutch for component parts see drawing ZA1403
ZA969	Pin, cylinder anchor
ZA971	Pin, lever
ZA1179	Bracket, cylinder
ZA1326	Restrictor, air
ZA1329	Cylinder, transmission clutch-for component parts see drawing ZA1605
ZA1330	Bracket, cylinder
ZA1331	Capscrew
ZA1332	Hose, transmission clutch
ZA1333	End, yoke
ZA1334	Pin, yoke end
ZA1335	Pin, cylinder anchor

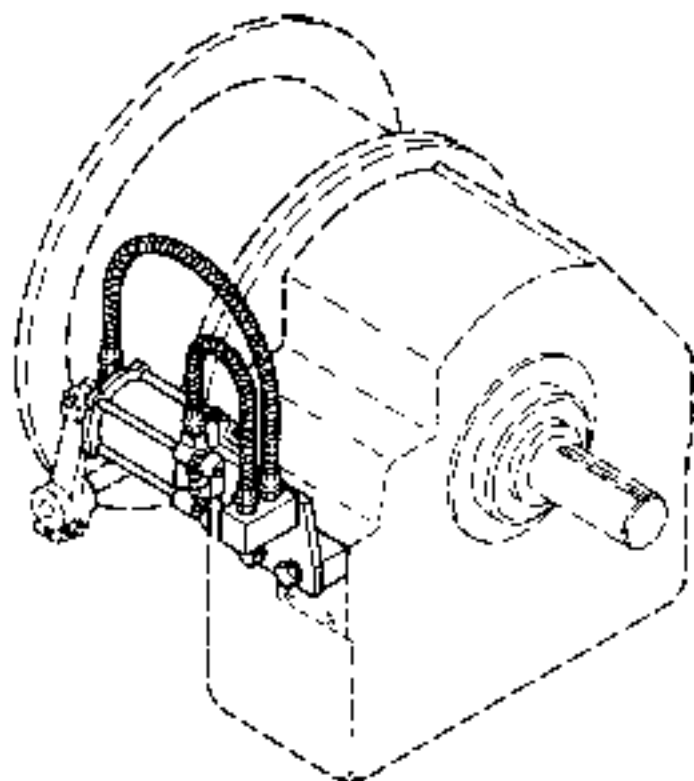


NOTE FOR OPERATING VALVE & HOSE
SEE DRAWINGS ZA351, ZA352,
ZA400 B ZA450



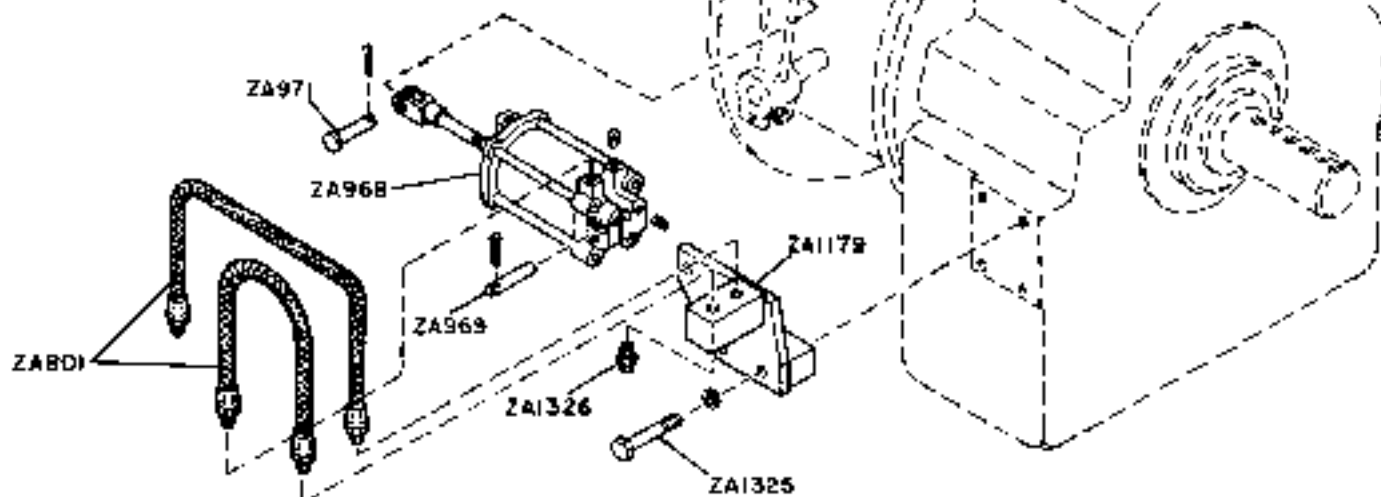
TWO SPEED TRANSMISSION
SEE DRAWING OR416 & OR600

REF. NO.	NAME OF PART
ZA801	Hose, clutch
ZA968	Cylinder, clutch- for component parts see drawing ZA1403
ZA969	Pin, cylinder anchor
ZA971	Pin, lever
ZA1179	Bracket, cylinder
ZA1325	Cap screw
ZA1326	Restrictor, air

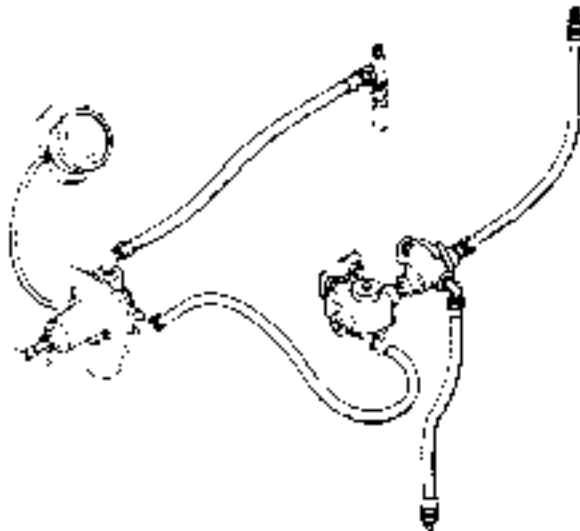


TORQUE CONVERTER

NOTE: FOR OPERATING VALVE & HOSE
SEE DRAWING ZA351, ZA352,
ZA400 & ZA450



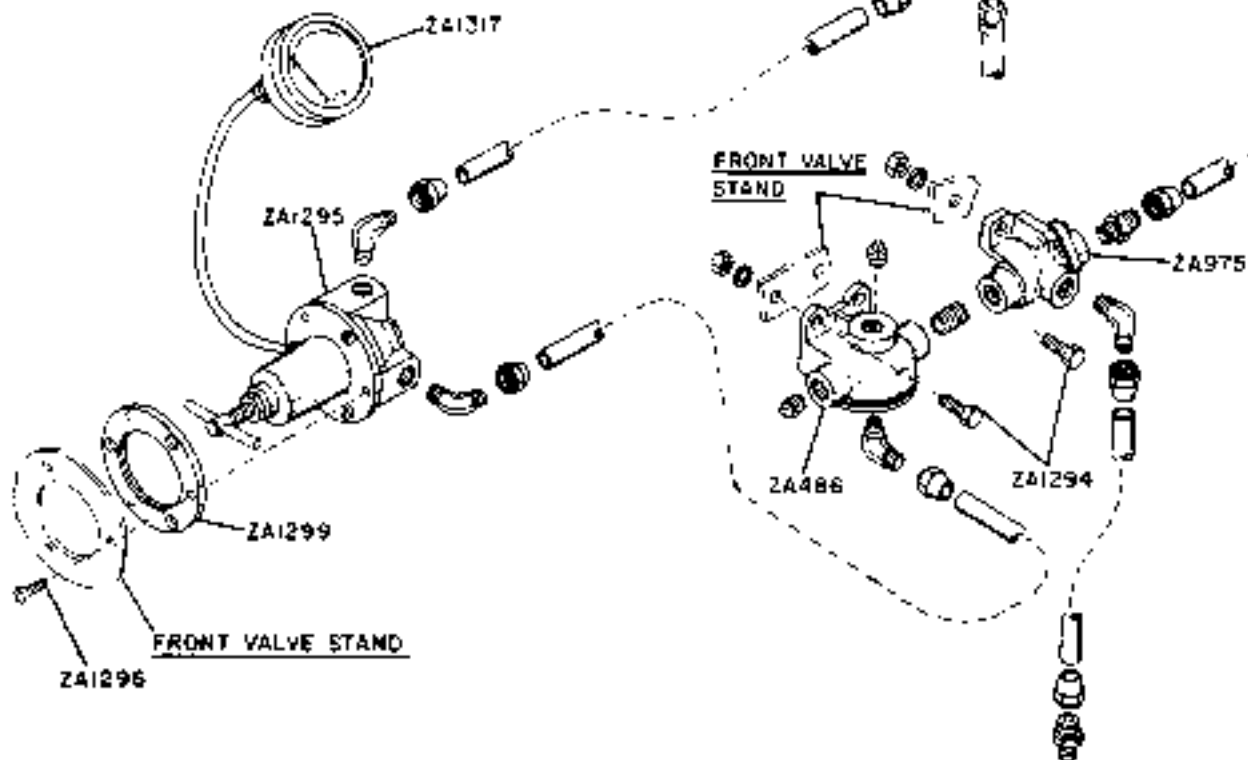
REF. NO.	NAME OF PART
ZA486	Valve, quick release
ZA975	Valve, check
ZA1295	Regulator, air pressure for component parts see drawing ZA1301
ZA1296	Screw
ZA1299	Spacer
ZA1317	Gauge, air pressure



TO FLEXAIR VALVE ZA413
SEE DRAWING ZA301

NOTE. ALL TUBING AND FITTINGS NOT
NUMBERED OR ILLUSTRATED ARE
COMMON HARDWARE ITEMS AND
CAN BE SECURED LOCALLY.

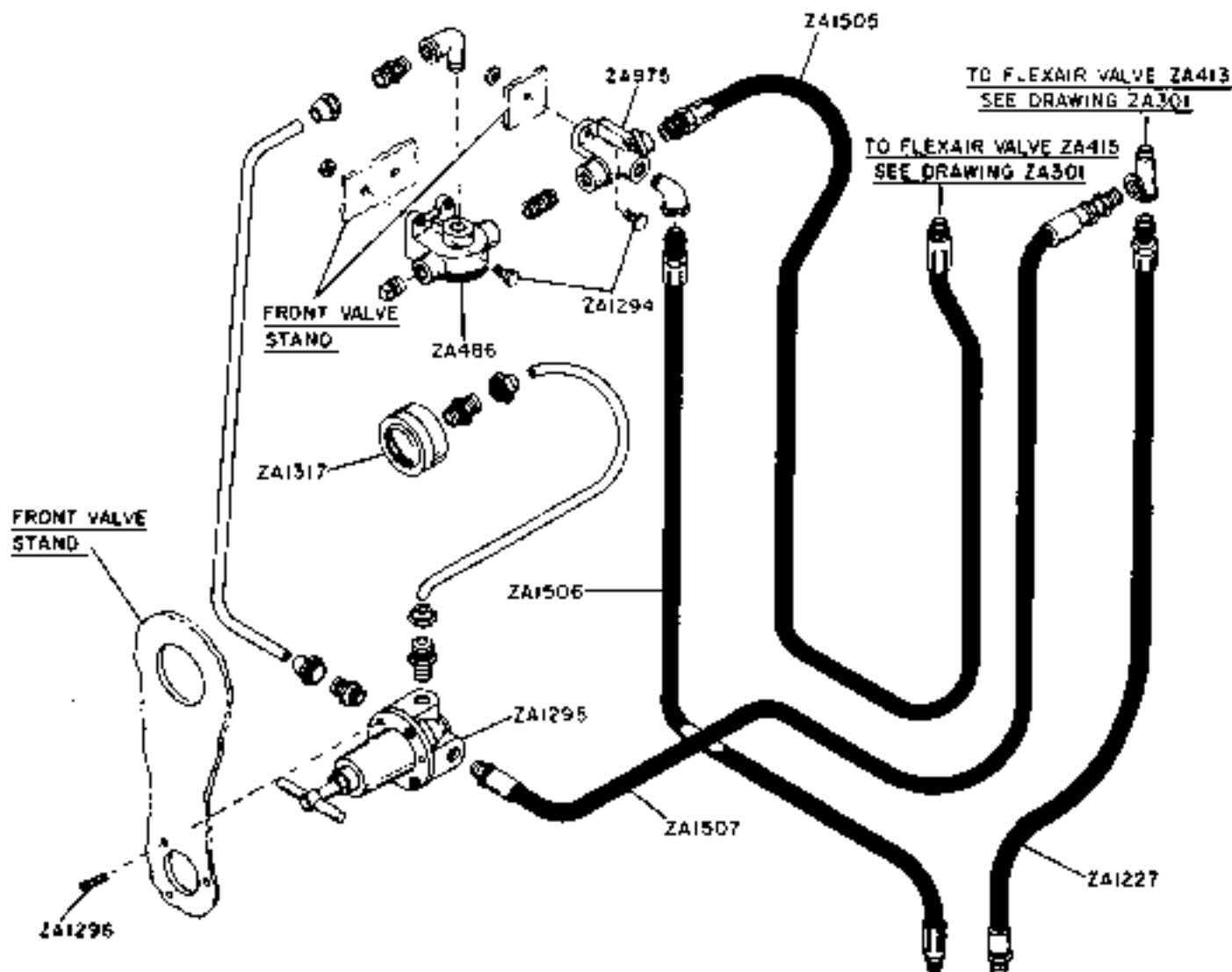
TO FLEXAIR VALVE ZA415
SEE DRAWING ZA301



APPLICABLE TO SERIAL NUMBERS 121994 THRU 121998 ONLY

REF. NO.	NAME OF PART
ZA486	Valve, quick release
ZA975	Valve, check
ZA1227	Hose, center rear clutch-long
ZA1294	Capscrew
ZA1295	Regulator, air pressure-for component parts see drawing ZA1301
ZA1296	Screw
ZA1317	Gauge, air pressure
ZA1505	Hose, check valve to flexair valve
ZA1506	Hose, check valve
ZA1507	Hose, regulator

NOTE. ALL TUBING AND FITTINGS NOT NUMBERED OR ILLUSTRATED ARE COMMON HARDWARE ITEMS AND CAN BE SECURED LOCALLY.

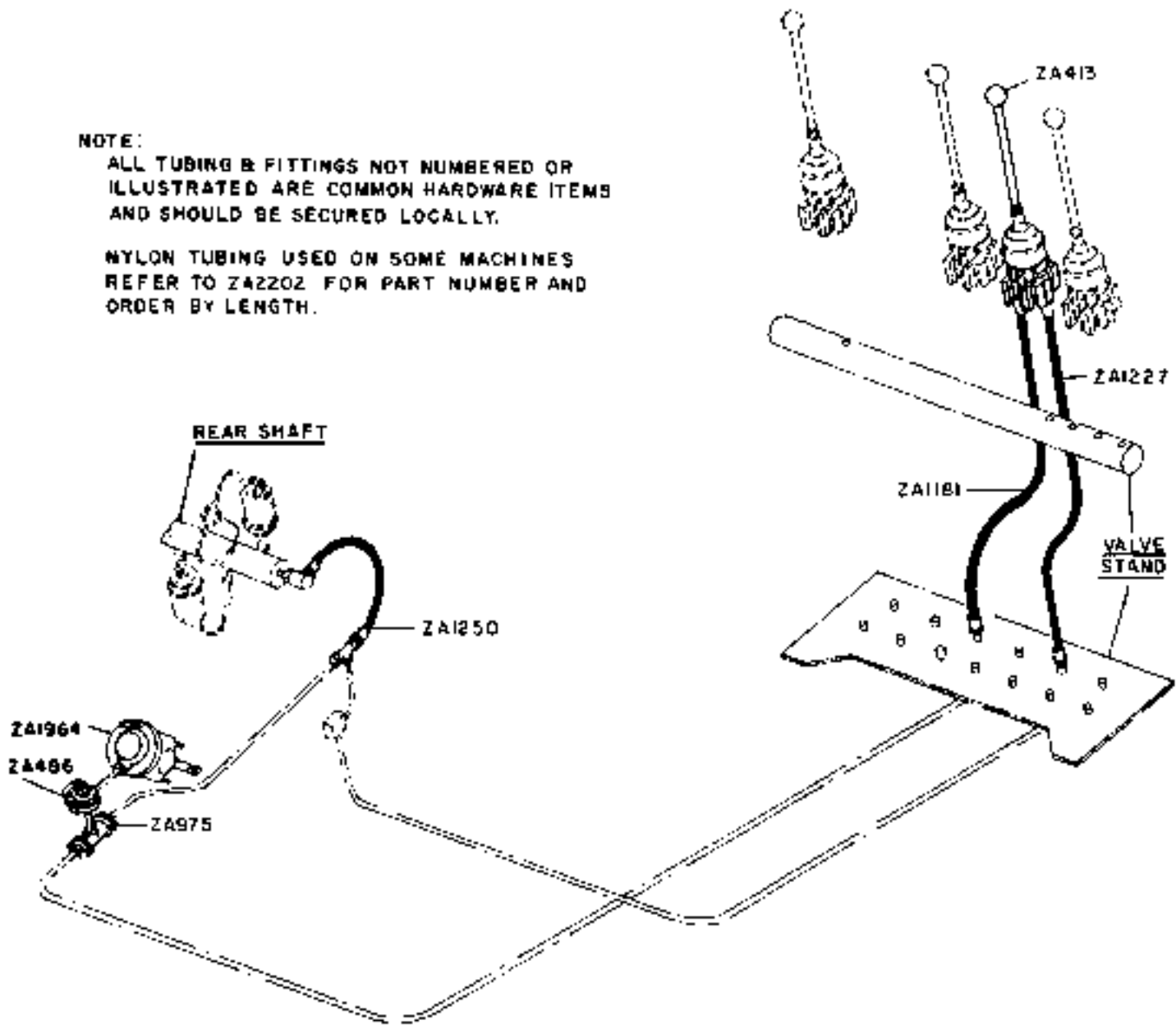


APPLICABLE ONLY TO SERIAL NUMBERS 122476 & UP

NOTE:

ALL TUBING & FITTINGS NOT NUMBERED OR ILLUSTRATED ARE COMMON HARDWARE ITEMS AND SHOULD BE SECURED LOCALLY.

NYLON TUBING USED ON SOME MACHINES REFER TO ZA2202 FOR PART NUMBER AND ORDER BY LENGTH.



REF. NO.	NAME OF PART
ZA413	Valve, flexair-see drawing ZA2502 or ZA2516 for component parts
ZA486	Valve, quick release
ZA975	Valve, check
ZA1181	Hose
ZA1227	Hose
ZA1250	Hose
ZA1964	Chamber, brake-see drawing ZA2515 for component parts

APPLICABLE ONLY TO SERIAL NUMBER 123654 & UP

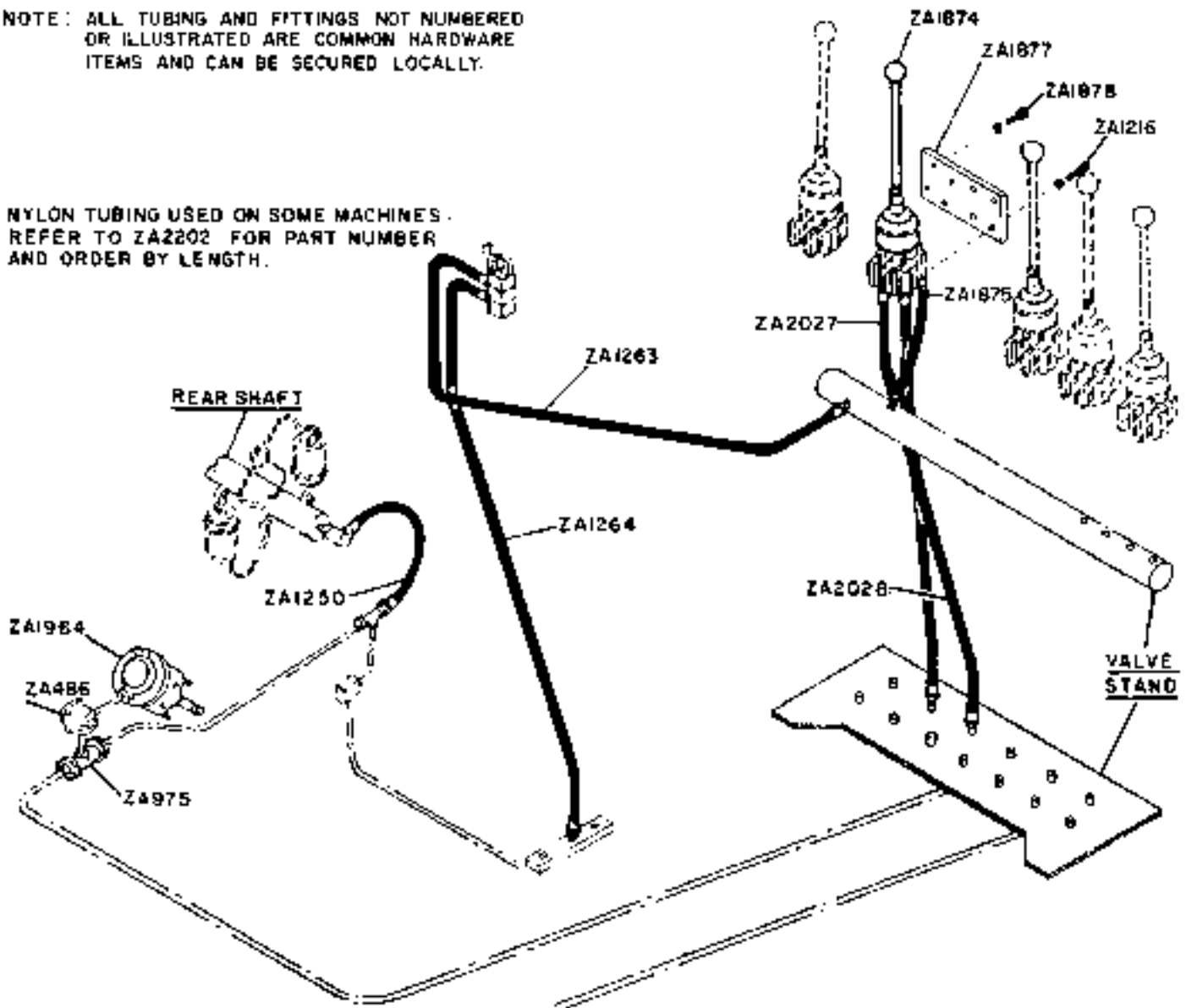
REISSUED 473

AIR PIPING FOR THIRD DRUM ON REAR SHAFT

ZA677

NOTE: ALL TUBING AND FITTINGS NOT NUMBERED OR ILLUSTRATED ARE COMMON HARDWARE ITEMS AND CAN BE SECURED LOCALLY.

NYLON TUBING USED ON SOME MACHINES. REFER TO ZA2202 FOR PART NUMBER AND ORDER BY LENGTH.



REF. NO.	NAME OF PART	REF. NO.	NAME OF PART
ZA486	Valve, quick release	ZA1875	Hose
ZA975	Valve, check	ZA1877	Bracket
ZA1216	Capscrew	ZA1878	Capscrew
ZA1250	Hose	ZA1964	Chamber, brake- see drawing ZA2515 for component parts
ZA1263	Hose	ZA2027	Hose
ZA1264	Hose	ZA2028	Hose
ZA1874	Valve, flexair-see drawing ZA2502 or ZA2516 for component parts		

APPLICABLE ONLY TO SERIAL NUMBERS 126221 & UP

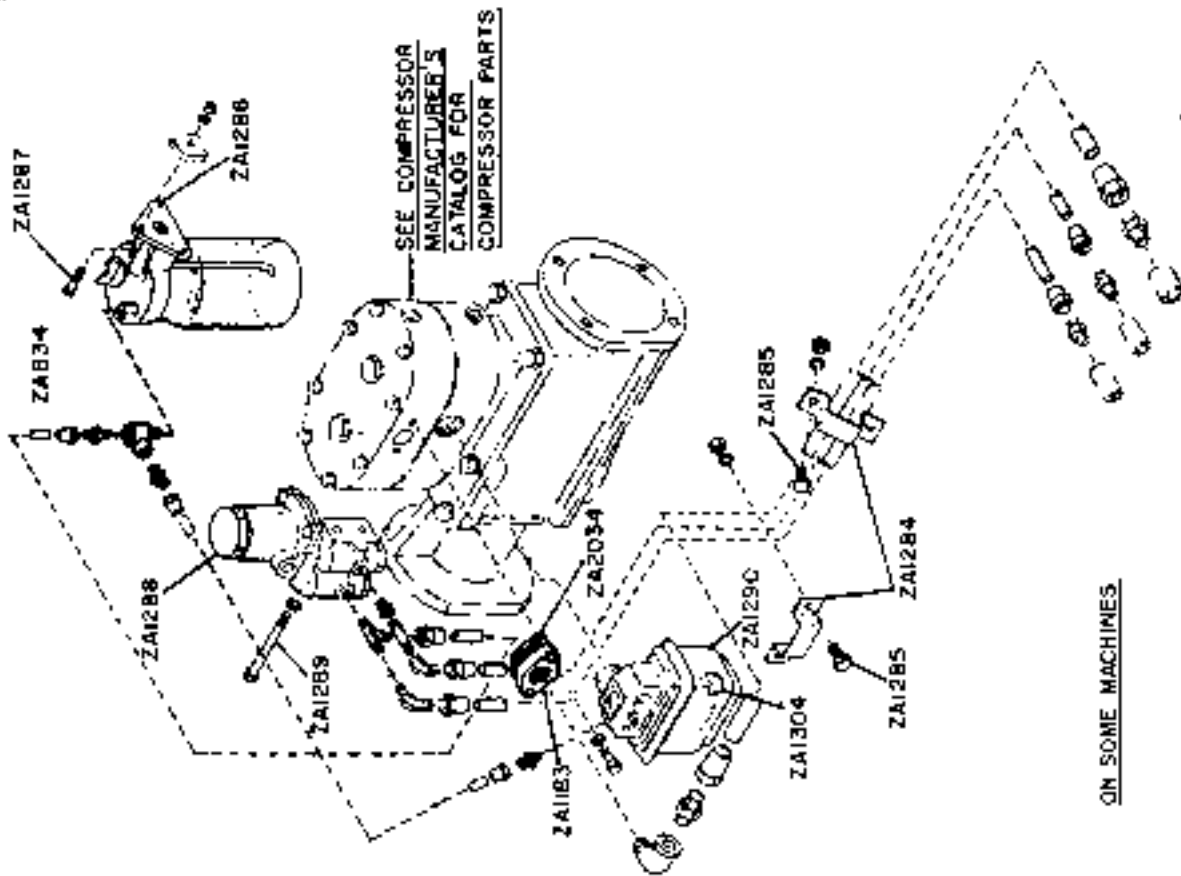
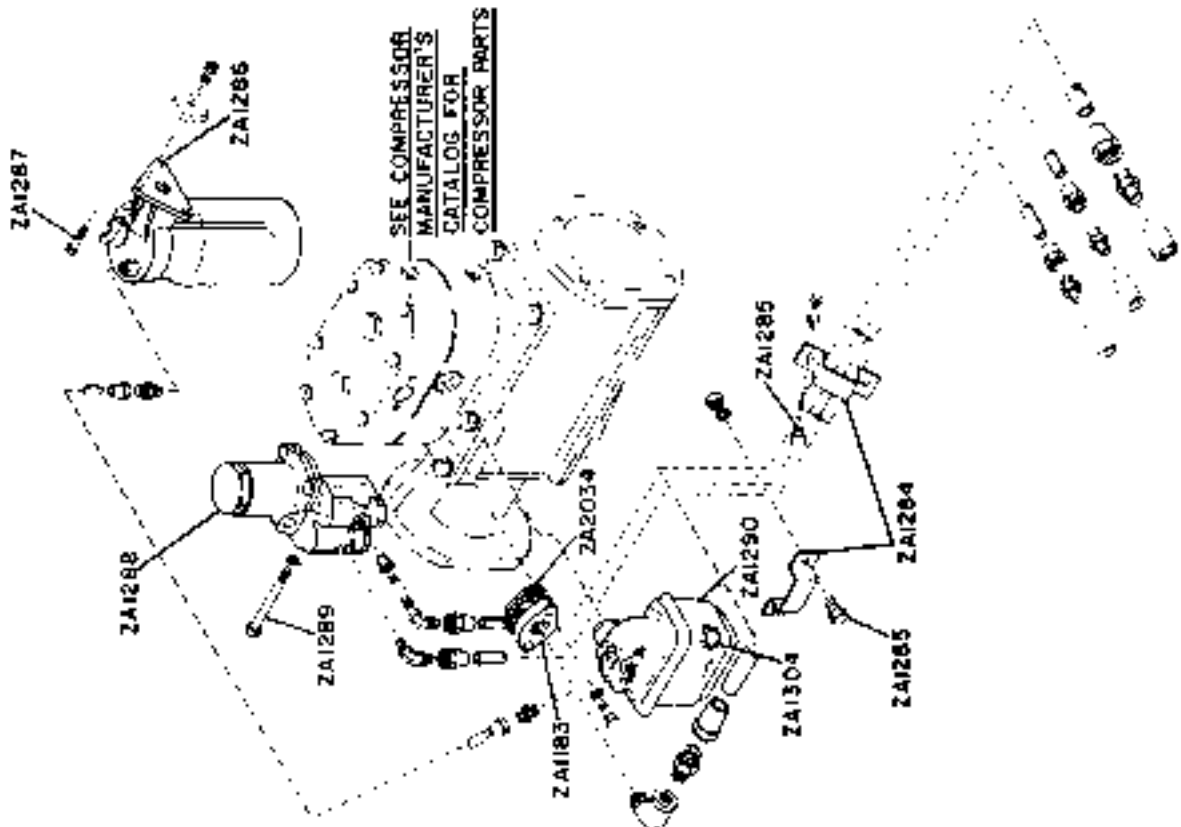
REISSUED 473

AIR PIPING FOR THIRD DRUM
ON REAR SHAFT - LOGGER

ZA678

REF. NO.	NAME OF PART	REF. NO.	NAME OF PART
ZA834	Valve, check- Maukasha engine only	ZA1287	Capscrew-GM 4-71, IHC-UD525 & Maukasha engines
ZA1183	Fitting, discharge	ZA1288	Governor-GM 4-71 only- for component parts
ZA1284	Clip-GM 4-71 only		see drawing ZA1005
ZA1285	Capscrew-GM 4-71 only	ZA1289	Cupscrew-GM 4-71 only
ZA1286	Evaporator, alcohol, for GM 4-71, IHC UD-525 and Maukasha engines- for component parts (see drawing ZA1004	ZA1290	Cleaner, air
		ZA1304	Filter, air-GM 4-71, IHC UD-525 & Maukasha engines
		ZA2034	Gasket, discharge fitting

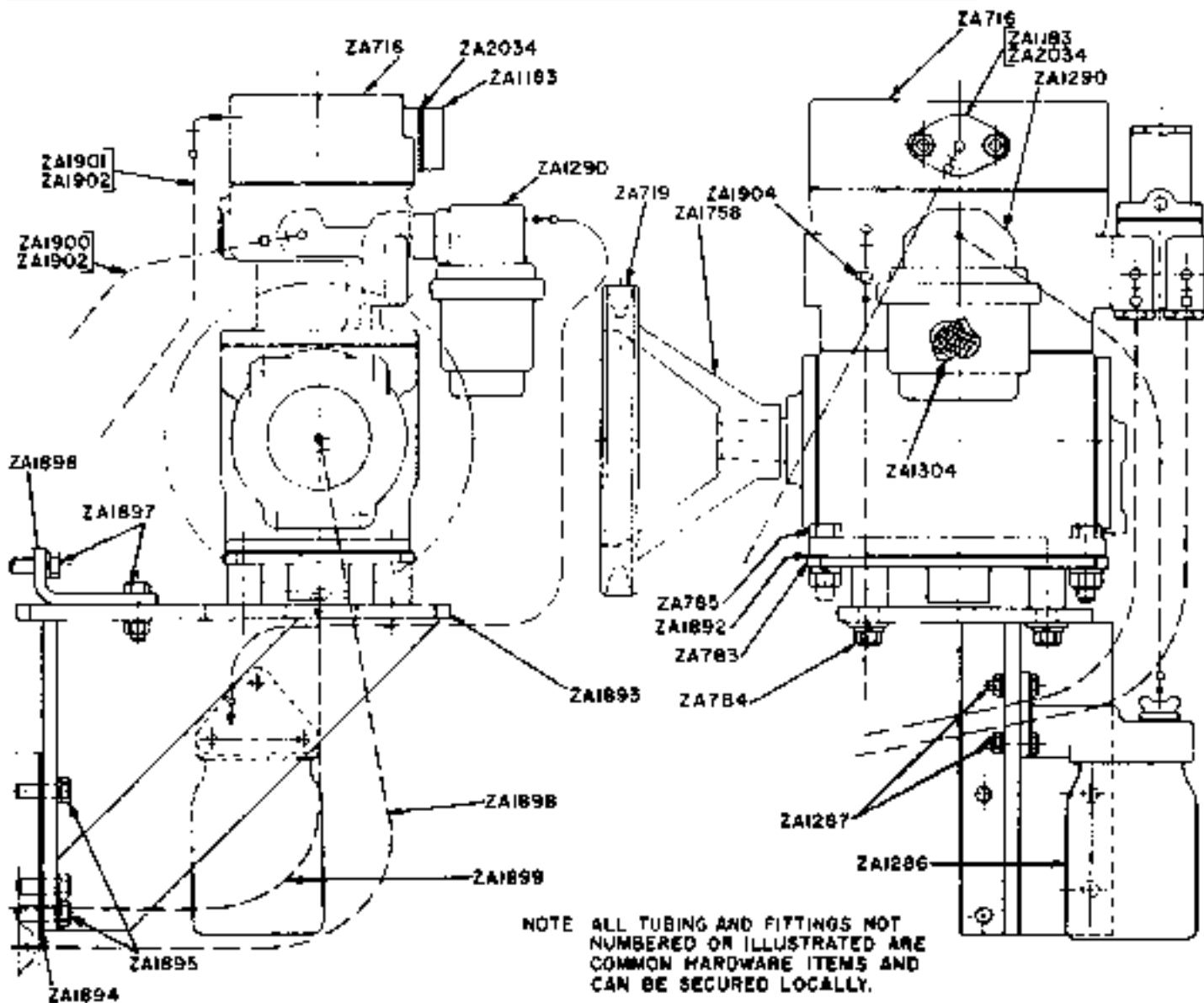
COMPRESSOR PIPING
FOR ENGINE MOUNTED COMPRESSOR



ON SOME MACHINES

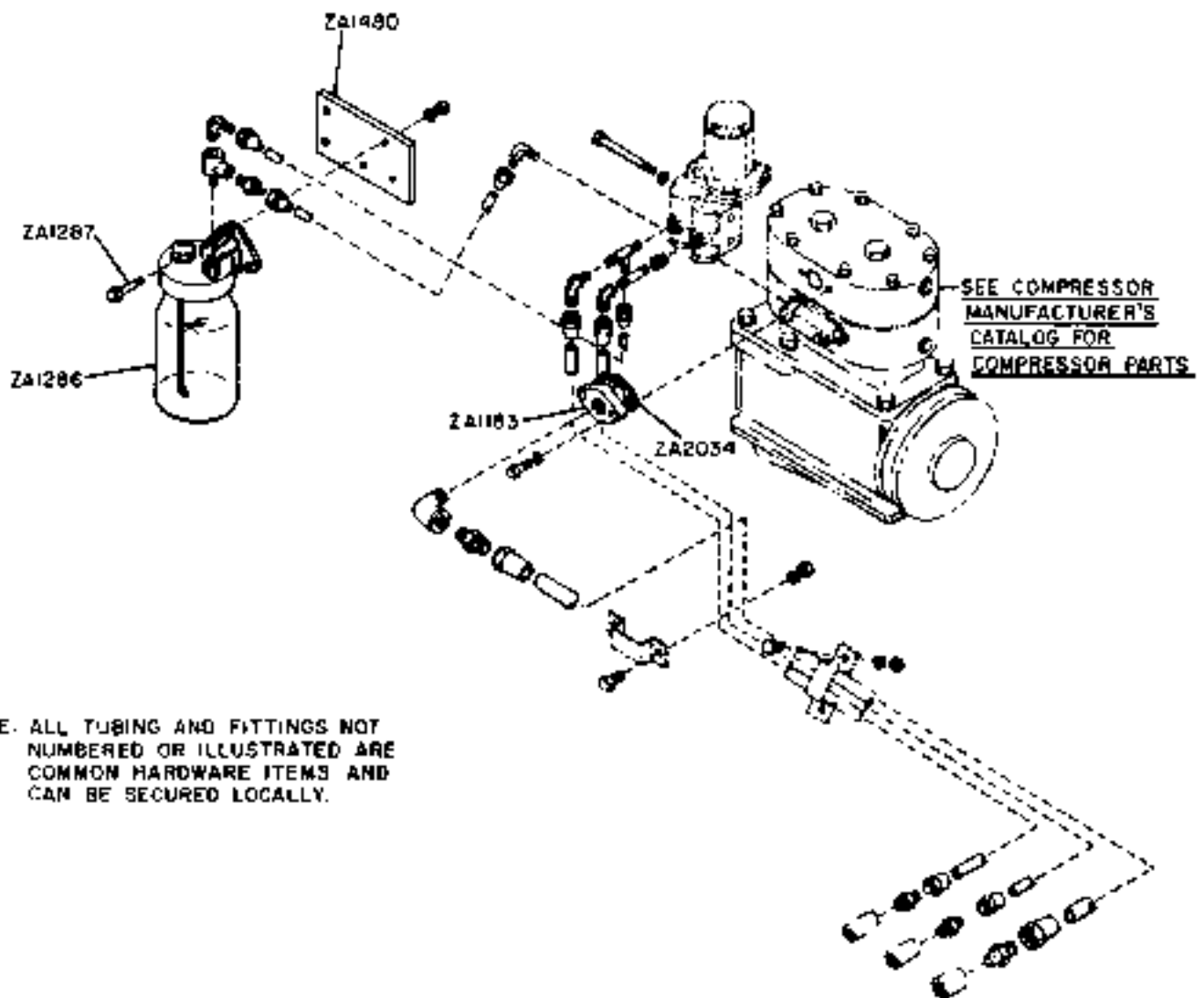
NOTE: ALL TUBING AND FITTINGS NOT NUMBERED OR ILLUSTRATED ARE COMMON HARDWARE ITEMS AND CAN BE SECURED LOCALLY.

REF. NO.	NAME OF PART	REF. NO.	NAME OF PART
ZA716	Compressor, air- for component parts see compressor catalog	ZA1758	Pulley, compressor
ZA719	V-belt	ZA1892	Gasket, base
ZA783	Base, compressor	ZA1893	Support, compressor
ZA784	Capscrew	ZA1894	Gasket, support
ZA785	Capscrew	ZA1895	Capscrew
ZA1183	Fitting, discharge	ZA1896	Bracket
ZA1286	Evaporator, alcohol- for component parts see drawing ZA1004	ZA1897	Capscrew
ZA1287	Capscrew	ZA1898	Hose assembly
ZA1290	Cleaner, air- includes ZA1304	ZA1899	Hose assembly
ZA1304	Filter, air	ZA1900	Hose assembly
		ZA1901	Hose assembly
		ZA1902	Clamp, hose
		ZA1904	Cock, stop
		ZA2034	Gasket



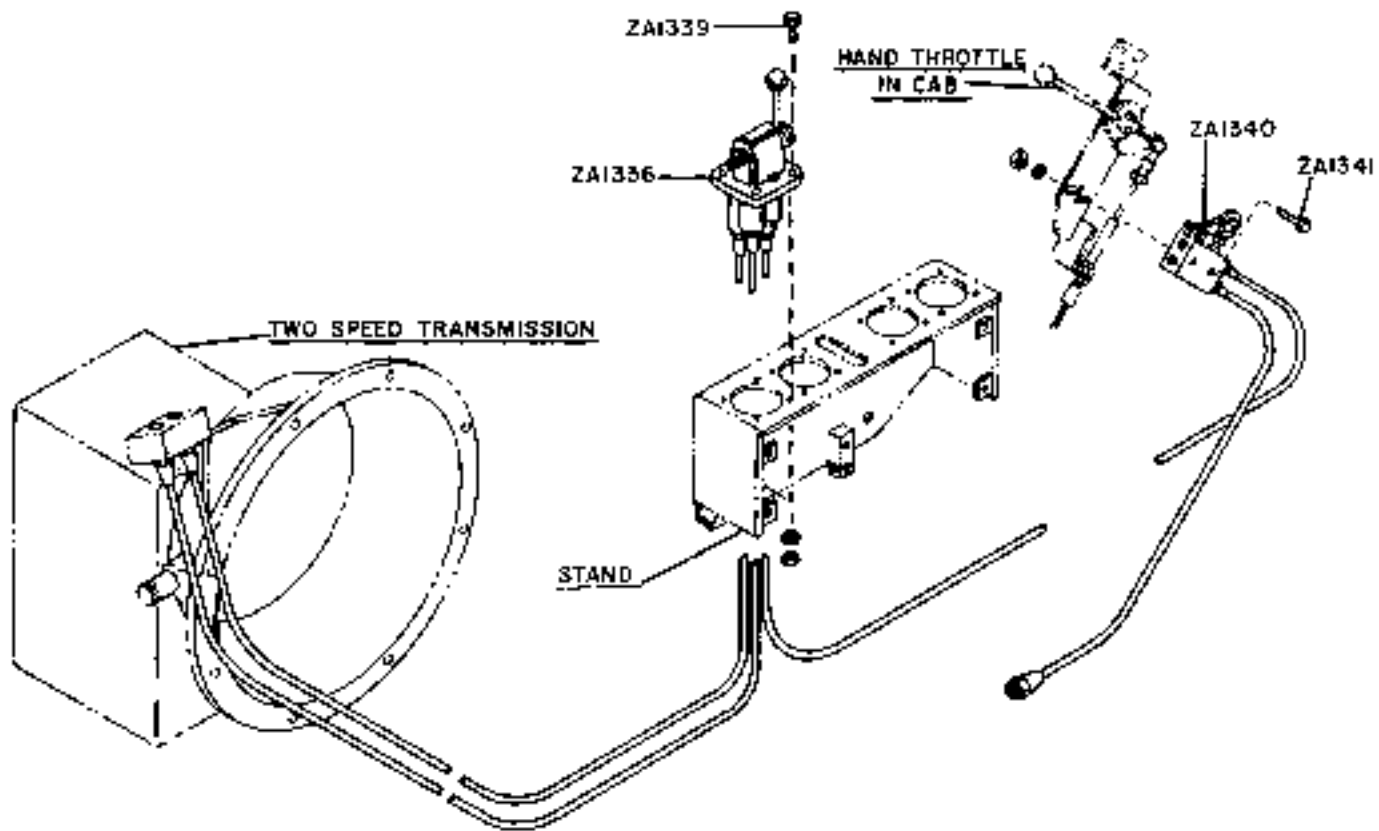
AIR COMPRESSOR PIPING
FOR TU-FLO 500 BELT DRIVEN AIR COMPRESSOR
ON I.H.C. U-501 GASOLINE ENGINE

REF. NO.	NAME OF PART
ZA1183	Fitting, discharge
ZA1286	Evaporator, alcohol for component parts see drawing ZA1004
ZA1287	Capscrew
ZA1480	Bracket, evaporator
ZA2034	Bracket, discharge fitting



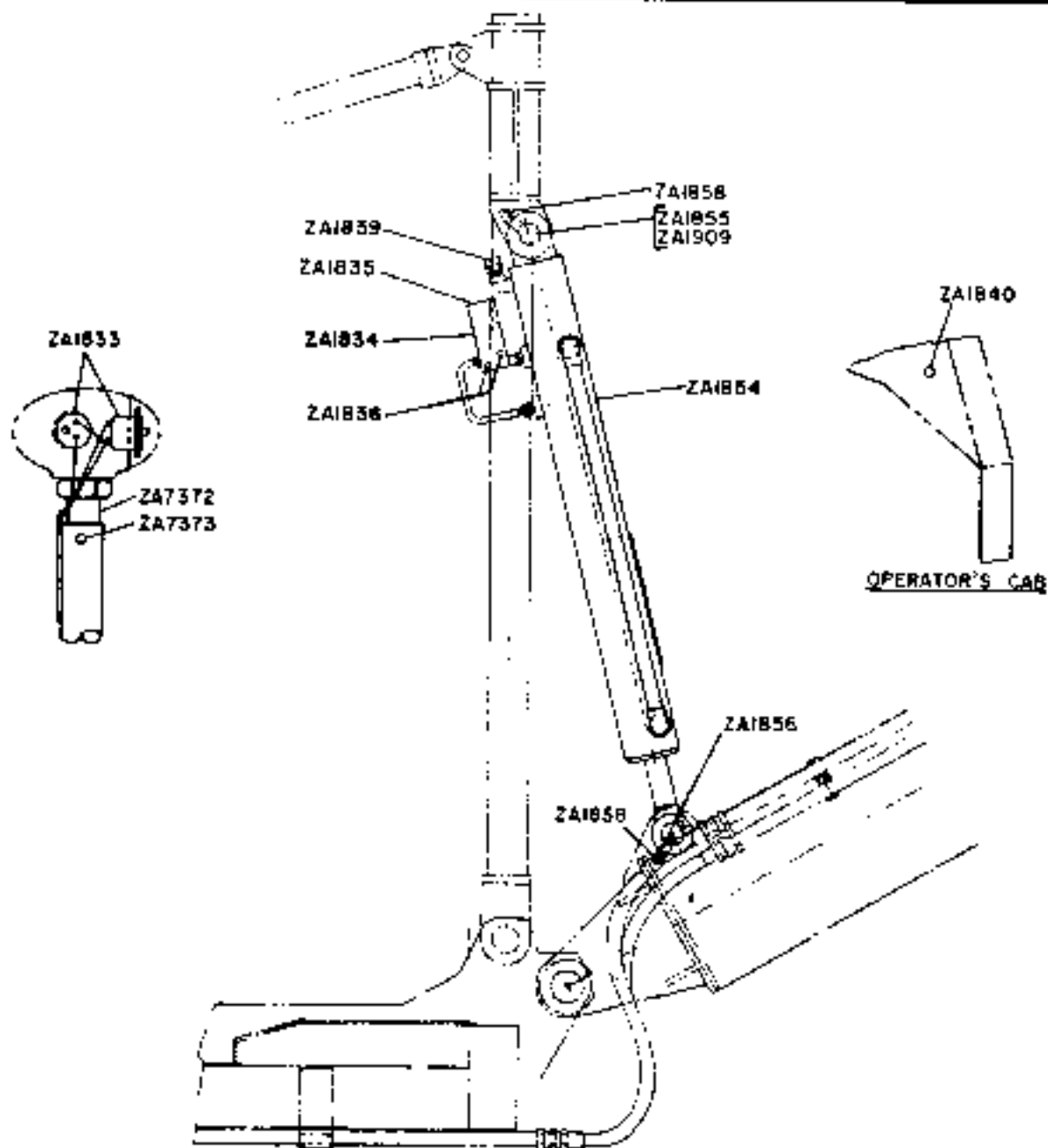
NOTE: ALL TUBING AND FITTINGS NOT NUMBERED OR ILLUSTRATED ARE COMMON HARDWARE ITEMS AND CAN BE SECURED LOCALLY.

REF. NO.	NAME OF PART
ZA1336	Valve, pilot-air for component parts see drawing ZA1409 & ZA2518
ZA1339	Capscrew
ZA1340	Valve, pilot-air
ZA1341	Capscrew

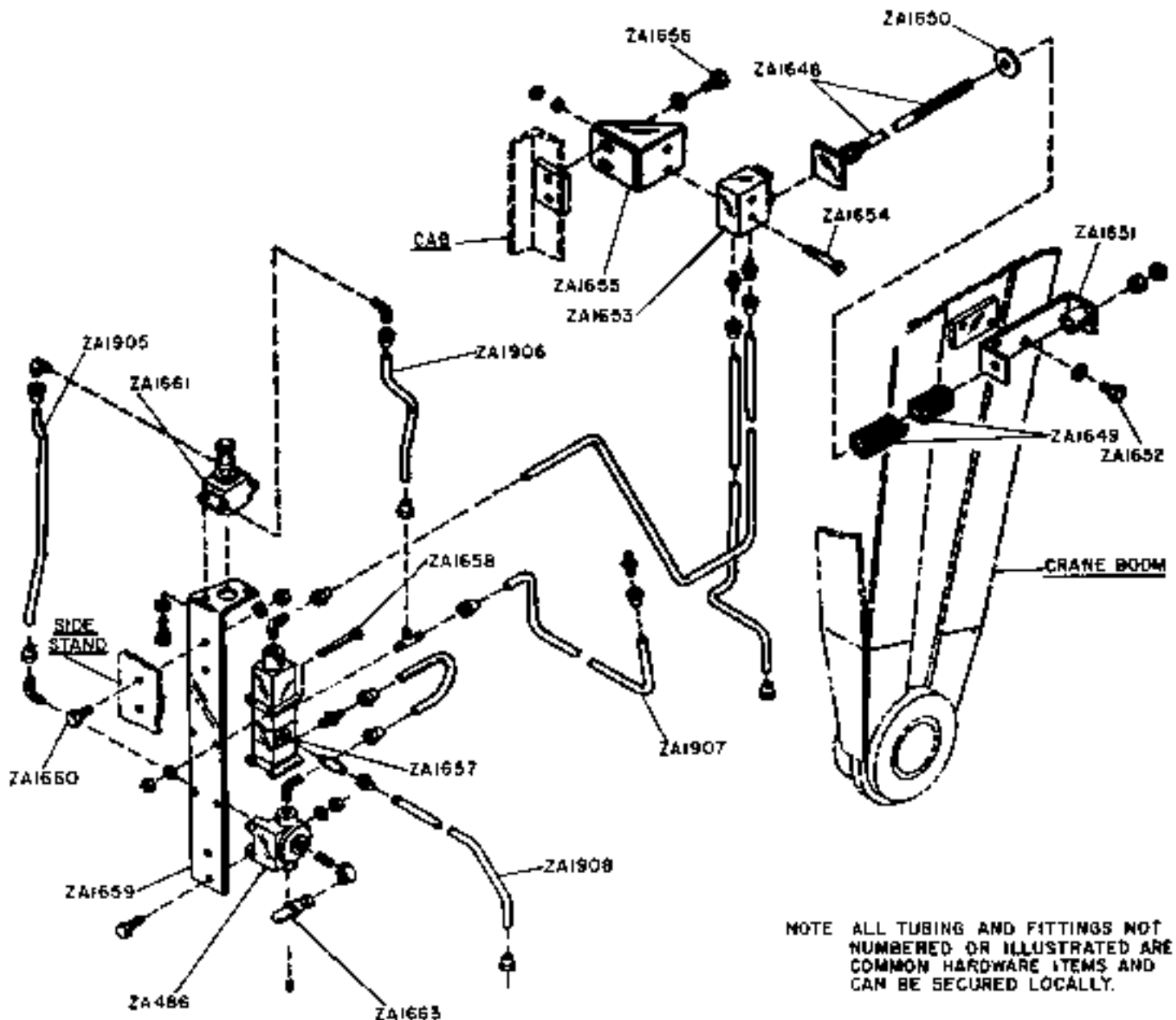


NOTE ALL TUBING AND FITTINGS NOT NUMBERED OR ILLUSTRATED ARE COMMON HARDWARE ITEMS AND CAN BE SECURED LOCALLY.

REF. NO.	NAME OF PART
ZA1833	Switch, electric hand lever
ZA1834	Valve, cylinder solenoid
ZA1835	Cover, valve
ZA1836	Capscrew
ZA1839	Breather
ZA1840	Lamp, control indicator
ZA1854	Cylinder, hold down
ZA1855	Pin, anchor
ZA1856	Pin, rod
ZA1858	Capscrew
ZA1909	Bushing
ZA7372	Stud
ZA7373	Pin, spring



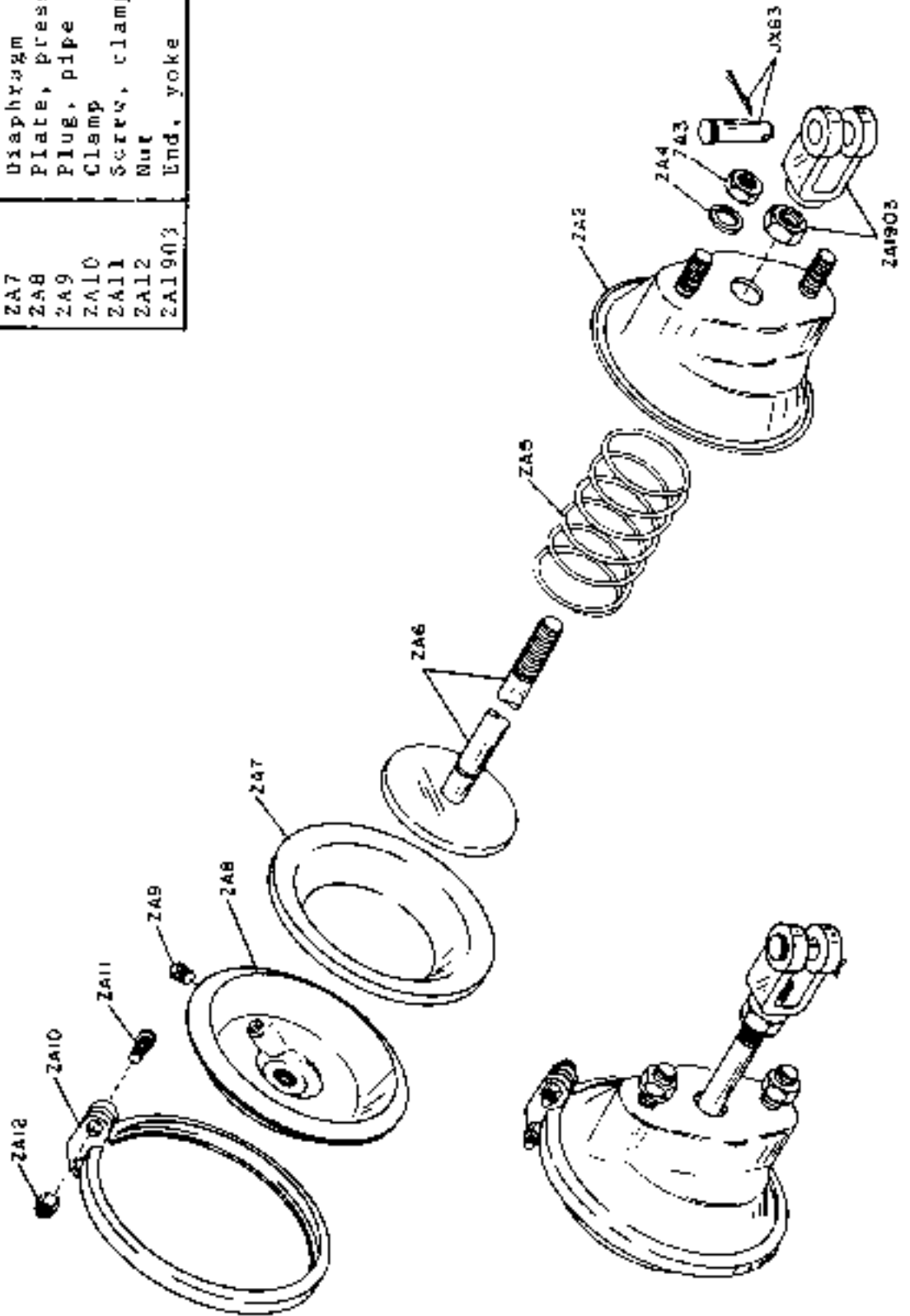
REF. NO.	NAME OF PART	REF. NO.	NAME OF PART
ZA486	Valve, quick release	ZA1658	Capscrew
ZA1648	Rod, push	ZA1659	Support
ZA1649	Spring, rod	ZA1660	Capscrew
ZA1650	Washer, rod	ZA1661	Valve, push-pull- for component parts see drawing ZA1101
ZA1651	Bracket, rod	ZA1663	Whistle
ZA1652	Capscrew	ZA1905	Hose, release valve to push-pull valve
ZA1653	Valve, pilotair	ZA1906	Hose, push-pull valve to pilotair
ZA1654	Capscrew	ZA1907	Hose
ZA1655	Bracket, valve	ZA1908	Hose
ZA1656	Capscrew		
ZA1657	Valve, pilotair- for component parts see drawing ZA1414		



NOTE ALL TUBING AND FITTINGS NOT
NUMBERED OR ILLUSTRATED ARE
COMMON HARDWARE ITEMS AND
CAN BE SECURED LOCALLY.

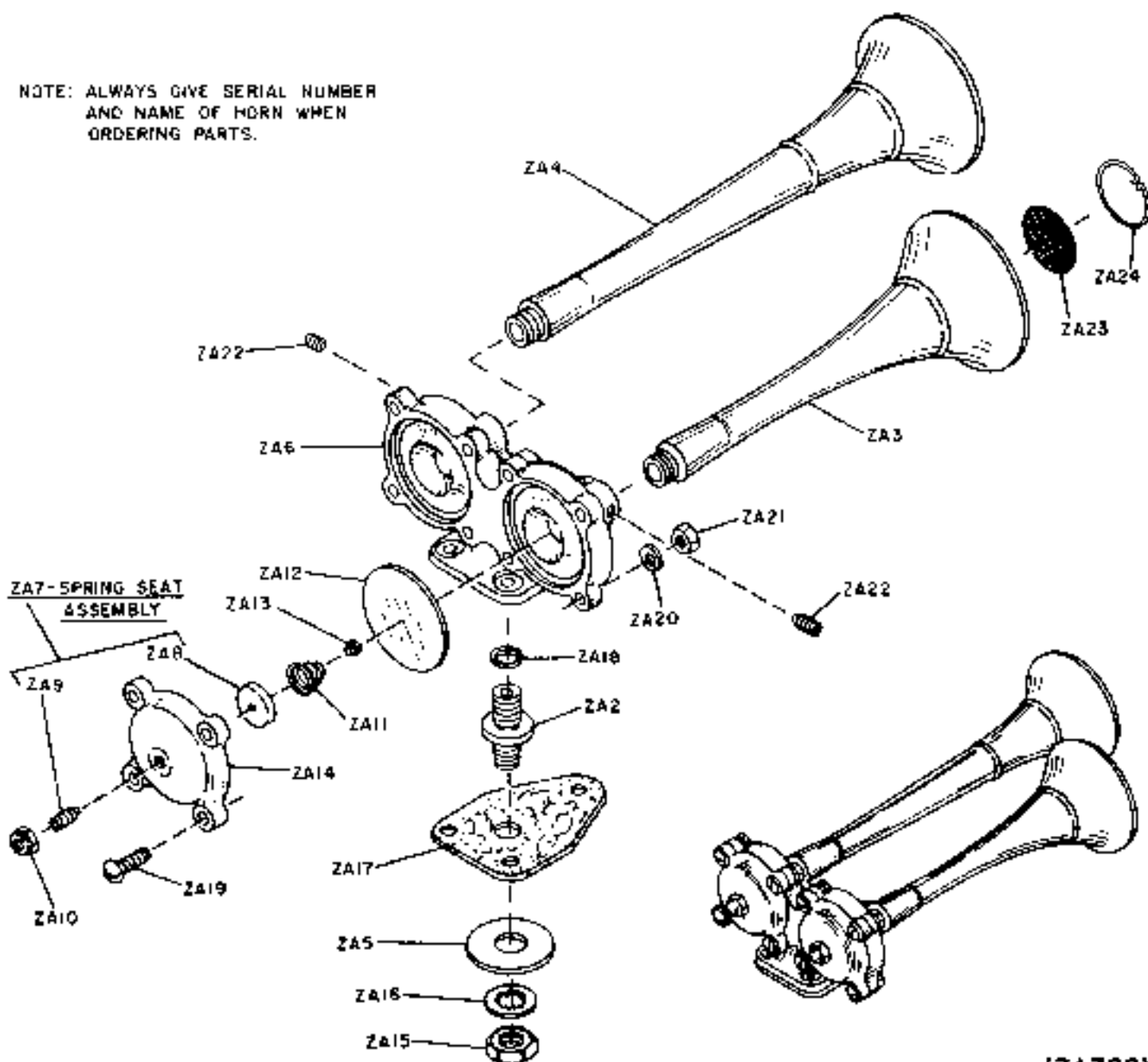
REP. NO.	NAME OF PART
JX63	Pin
2A2	Plate
2A3	Nut
2A4	Lockwasher
2A5	Spring
2A6	Push rod assembly
2A7	Diaphragm
2A8	Plate, pressure
2A9	Plug, pipe
2A10	Clamp
2A11	Screw, clamp
2A12	Nut
2A1903	End, yoke

NOTE: ALWAYS GIVE
NAME PLATE READING
WHEN ORDERING PARTS.



CAT. REF.	PART NAME	CAT. REF.	PART NAME
ZA 2	COUPLING	ZA 13	CONTACT
ZA 3	BELL, SHORT	ZA 14	COVER
ZA 4	BELL, LONG	ZA 15	NUT, THIN
ZA 5	WASHER	ZA 16	LOCKWASHER
ZA 6	BODY	ZA 17	GASKET
ZA 7	SPRING SEAT ASSEMBLY INCLUDES ZA8 & ZA9	ZA 18	GROMMET
ZA 8	SEAT	ZA 19	SCREW
ZA 9	SCREW, SET	ZA 20	LOCKWASHER
ZA 10	NUT, LOCK	ZA 21	NUT
ZA 11	SPRING	ZA 22	SCREW, SET
ZA 12	DIAPHRAGM	ZA 23	SCREEN
		ZA 24	RETAINER

NOTE: ALWAYS GIVE SERIAL NUMBER
AND NAME OF HORN WHEN
ORDERING PARTS.

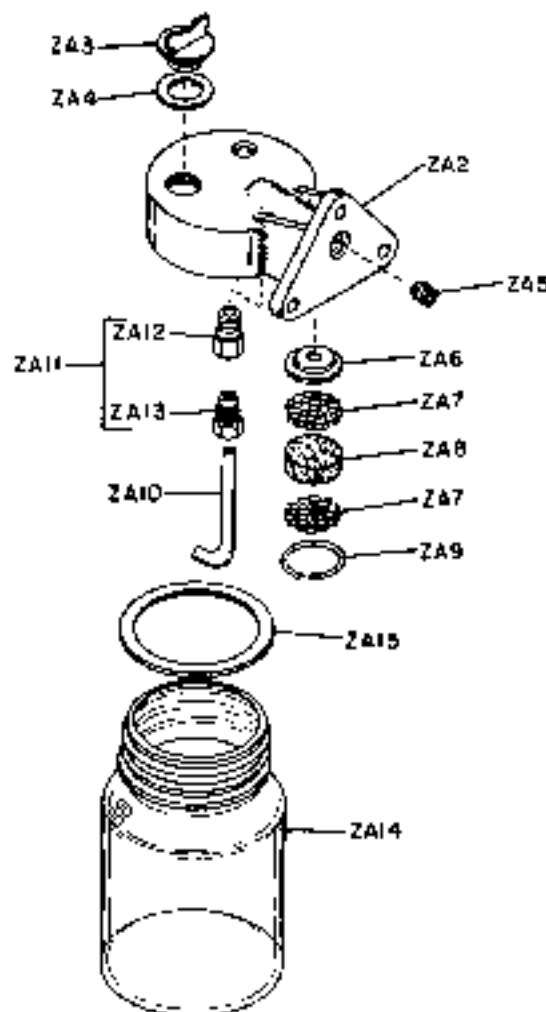
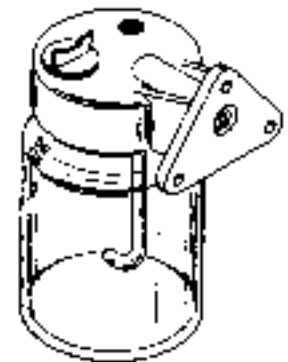


REISSUED 473

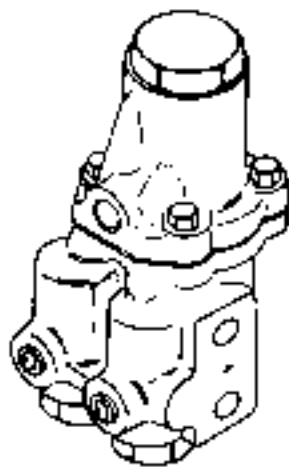
AIR HORN
BENDIX-WESTINGHOUSE AUTOMOTIVE AIR BRAKE

(ZA722)
(17271750)
ZA1002

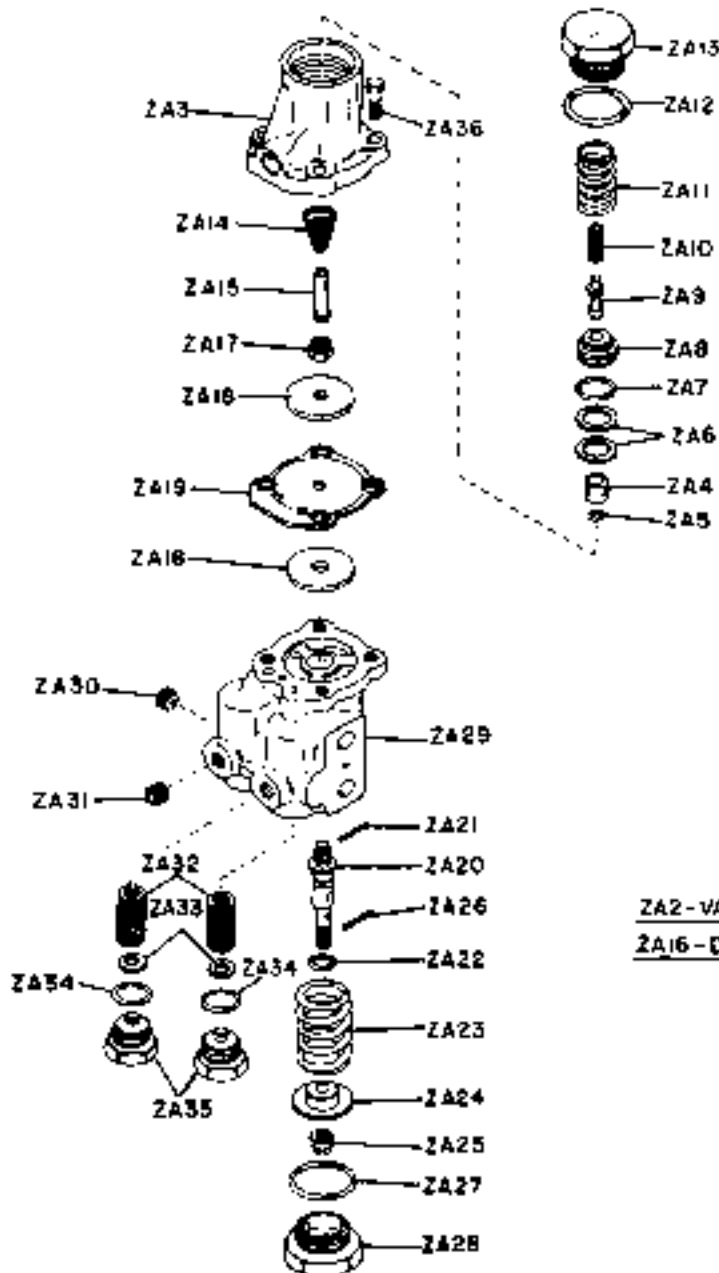
REF. NO.	NAME OF PART
ZA2	Body
ZA3	Plug, filling
ZA4	Gasket, plug
ZA5	Plug, pipe
ZA6	Spacer, strainer
ZA7	Plate, strainer
ZA8	Packing, strainer
ZA9	Ring, retaining
ZA10	Tube, evaporator
ZA11	Connector, tubing includes ZA12 & ZA13
ZA12	Body
ZA13	Sleeve
ZA14	Container
ZA15	Gasket



NOTE: ALWAYS GIVE NAMEPLATE
READING WHEN ORDERING PARTS.



REF. NO.	NAME OF PART
ZA2	Valve, body assembly includes ZA3 thru ZA5
ZA3	Body, valve
ZA4	Bushing, guide
ZA5	Grommet
ZA6	Shim
ZA7	Grommet
ZA8	Seat, valve
ZA9	Valve, exhaust
ZA10	Spring, valve
ZA11	Spring, retaining
ZA12	Ring, sealing
ZA13	Cap, valve body
ZA14	Spring, stem
ZA15	Stem, exhaust
ZA16	Diaphragm & stem assembly includes ZA17 thru ZA22
ZA17	Nut
ZA18	Follower, diaphragm
ZA19	Diaphragm
ZA20	Stem, diaphragm
ZA21	Pin, cotter
ZA22	Grommet
ZA23	Spring, setting
ZA24	Seat, spring
ZA25	Nut, adjusting
ZA26	Pin, cotter
ZA27	Ring, sealing
ZA28	Cap, spring cage
ZA29	Cage, spring
ZA30	Plug, pipe
ZA31	Plug, pipe
ZA32	Filter
ZA33	Washer
ZA34	Ring, sealing
ZA35	Cap, strainer
ZA36	Cap screw



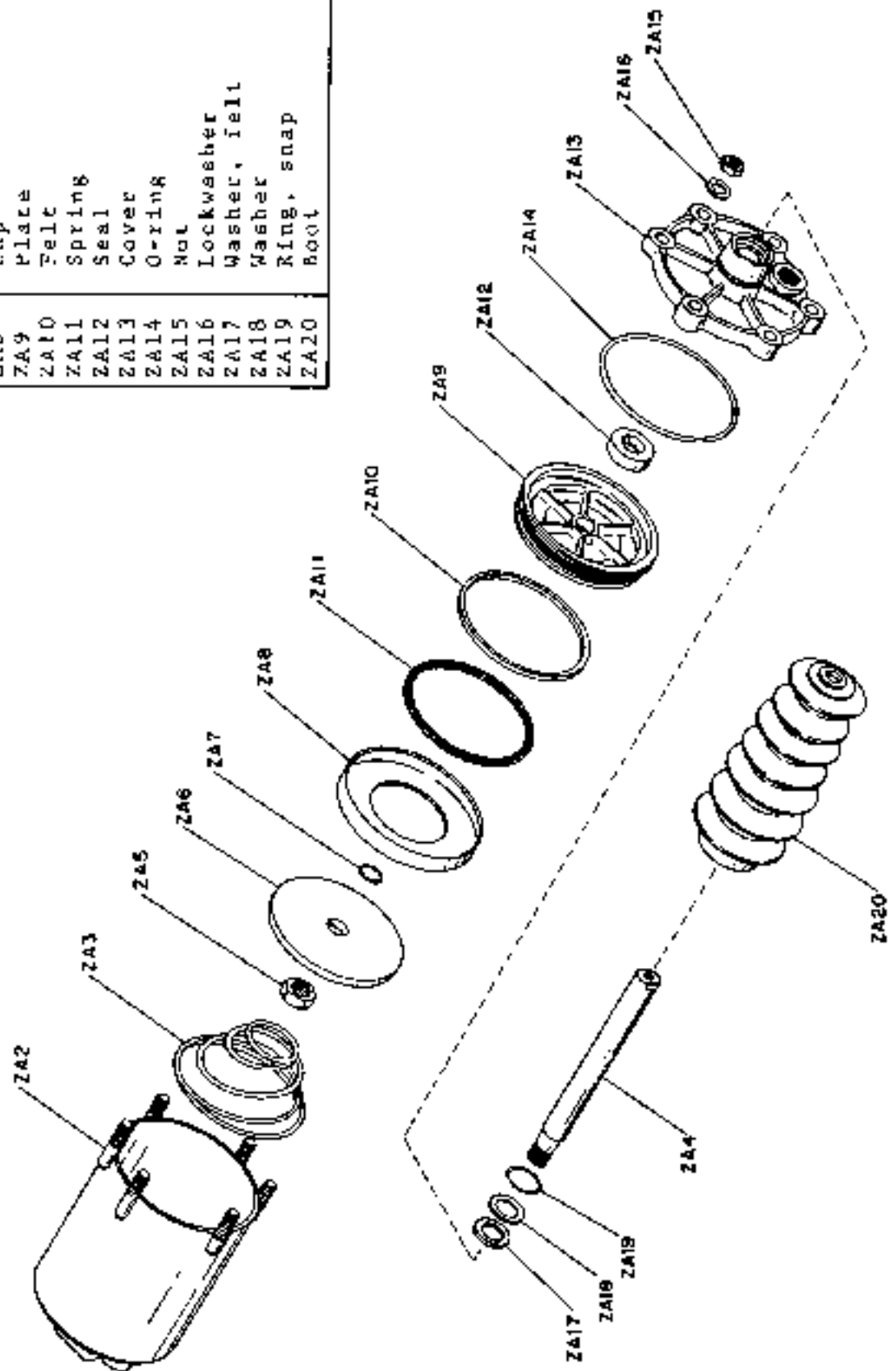
ZA2-VALVE BODY ASSEMBLY

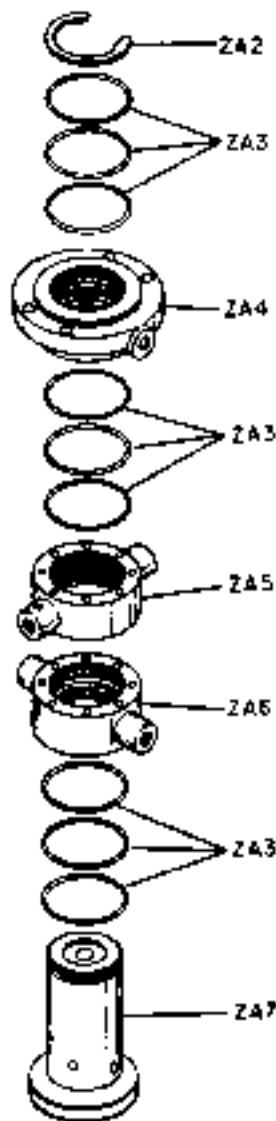
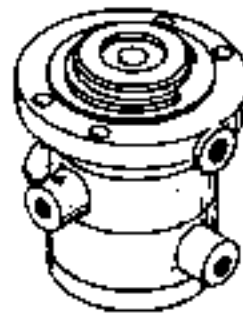
ZA16-DIAPHRAGM AND STEM ASSEMBLY

NOTE. ALWAYS GIVE NAMEPLATE READING WHEN ORDERING PARTS.

REF. NO.	NAME OF PART
ZA2	Cylinder & trunnion assembly
ZA3	Spring
ZA4	Rod
ZA5	Nut
ZA6	Plate
ZA7	O-ring
ZA8	Cup
ZA9	Plate
ZA10	Felt
ZA11	Spring
ZA12	Seal
ZA13	Cover
ZA14	O-ring
ZA15	Nut
ZA16	Lockwasher
ZA17	Washer, felt
ZA18	Washer
ZA19	Ring, snap
ZA20	Root

NAME OF PART
Service repair kit - includes ZA4, ZA7, ZA8, ZA10, ZA11, ZA12, ZA14, ZA17, ZA18 & ZA20





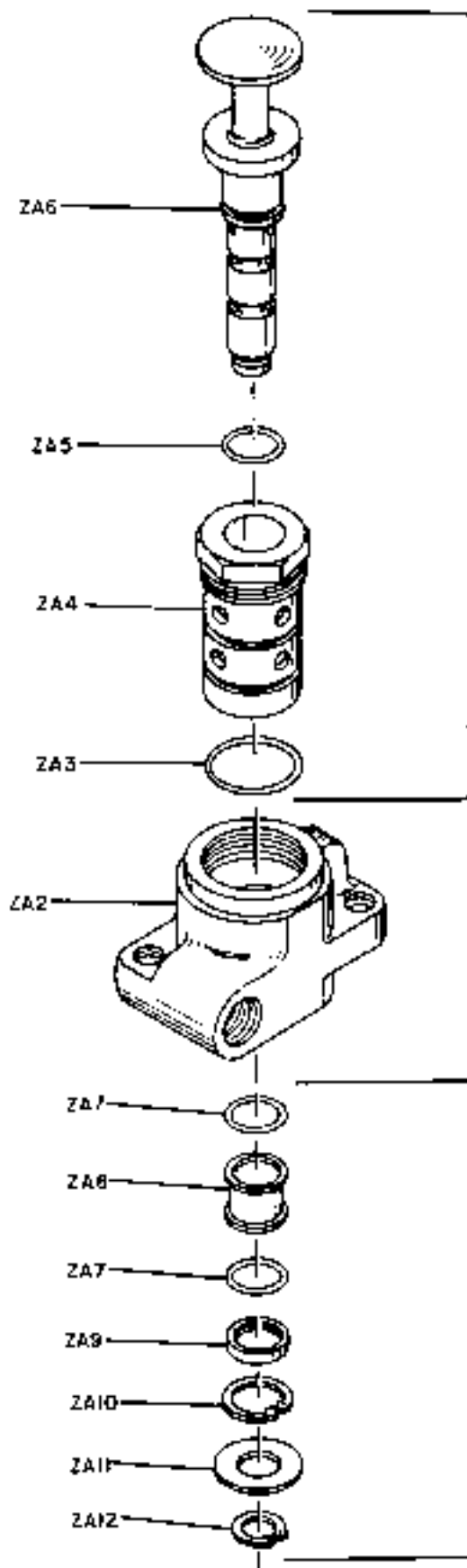
REF. NO.	NAME OF PART
ZA2	Ring, retaining
ZA3	G-ring
ZA4	Disc, top
ZA5	Disc, inlet
ZA6	Disc, bottom
ZA7	Spindle

NOTE: ALWAYS GIVE NAMEPLATE
READING WHEN ORDERING
PARTS.

REISSUED 473

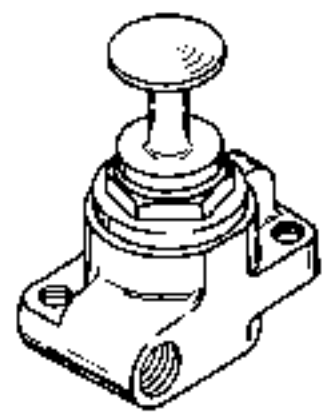
REVOLVING COUPLING
GRAHAM-WHITE

(ZA1184)
(82178315)
(82178316)
(82178317)
ZA1100



REF. NO.	NAME OF PART
ZA2	Body, valve
ZA3	O-ring
ZA4	Body, cartridge
ZA5	O-ring
ZA6	Knob & Stem
ZA7	O-ring
ZA8	Spool, spacer
ZA9	Washer
ZA10	Ring, retaining
ZA11	Washer
ZA12	Ring, snap
ZA13	Cartridge complete includes ZA3 thru ZA12

ZA13-CARTRIDGE COMPLETE

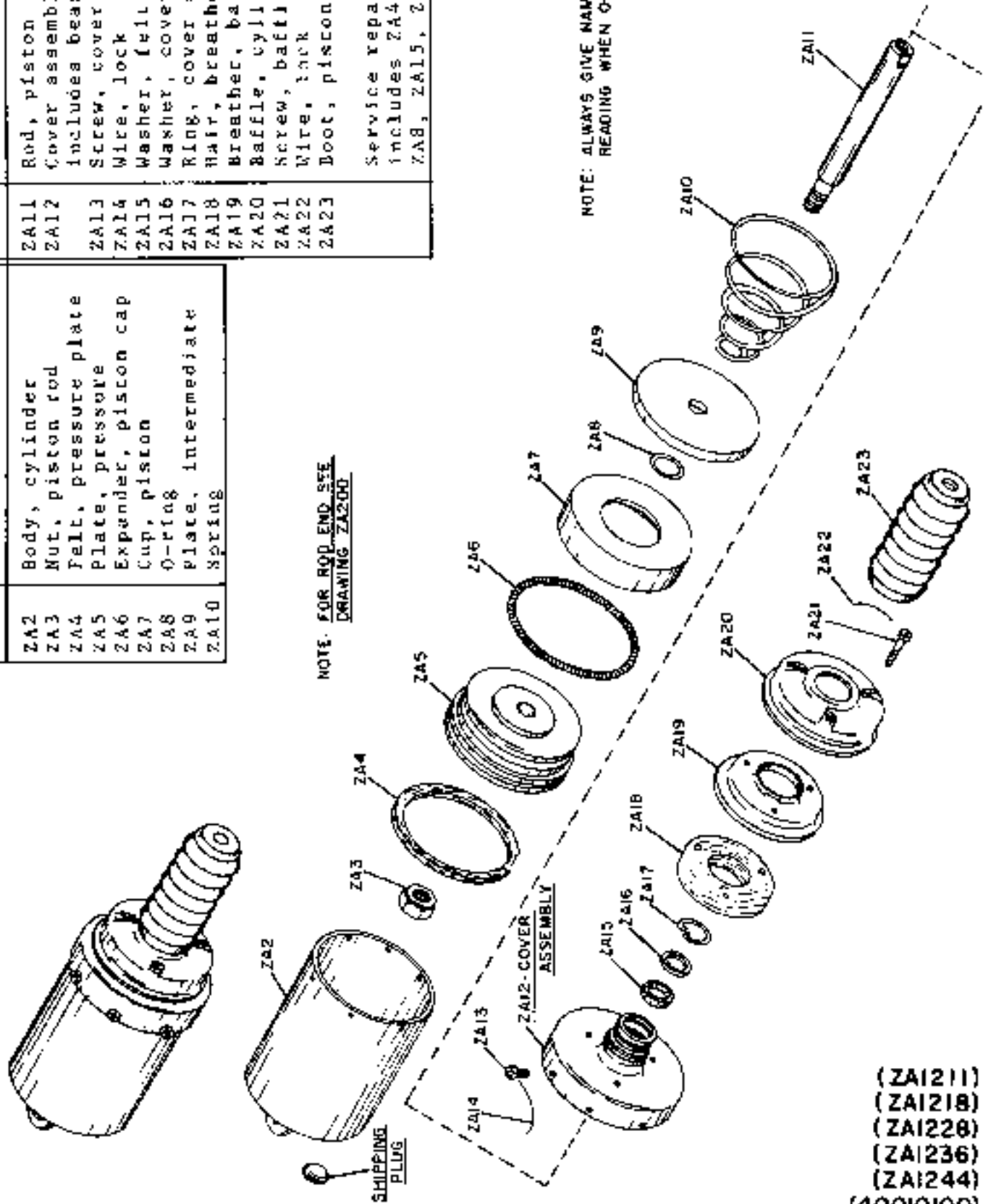


NOTE ALWAYS GIVE NAMEPLATE
READING WHEN ORDERING PARTS.

ZA13-CARTRIDGE COMPLETE

REF. NO.	NAME OF PART	REF. NO.	NAME OF PART
ZA2	Body, cylinder	ZA11	Rod, piston
ZA3	Nut, piston rod	ZA12	Cover assembly includes bearing
ZA4	Felt, pressure plate	ZA13	Screw, cover
ZA5	Plate, pressure	ZA14	Wire, lock
ZA6	Expander, piston cap	ZA15	Washer, fell
ZA7	Cup, piston	ZA16	Washer, cover
ZA8	O-ring	ZA17	Ring, cover snap
ZA9	Plate, intermediate	ZA18	Hair, breather baffle
ZA10	Spring	ZA19	Breather, baffle
		ZA20	Baffle, cylinder
		ZA21	Screw, baffle
		ZA22	Wire, lock
		ZA23	Boot, piston rod
			Service repair kit includes ZA4, ZA6 thru ZA8, ZA15, ZA17 & ZA23

NOTE: FOR ROD END SEE
DRAWING ZA200



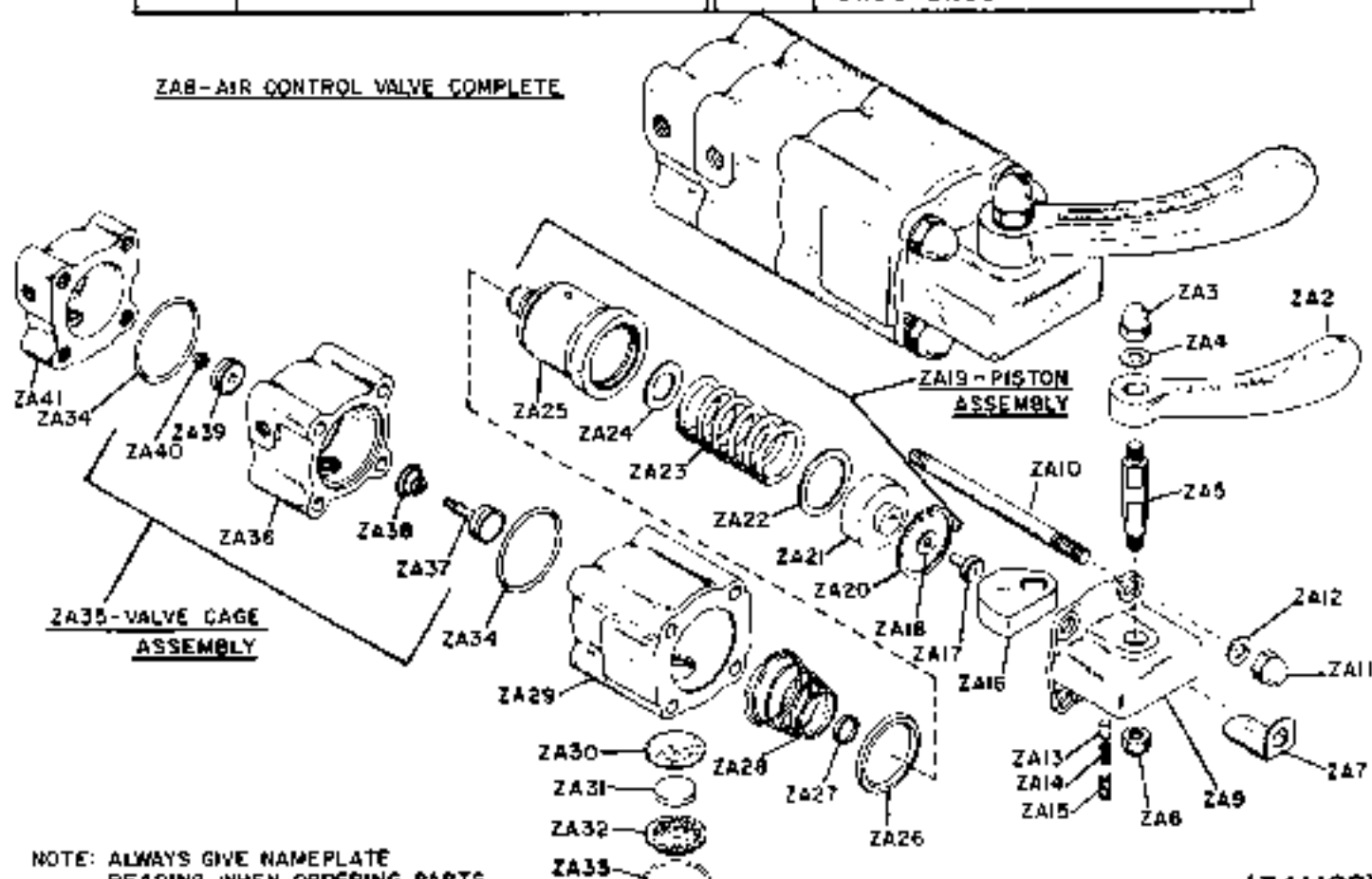
REISSUED 473

AIR CYLINDER-MIDLAND

(ZA1211)
(ZA1218)
(ZA1228)
(ZA1236)
(ZA1244)
(40010100)
ZAI200

REF. NO.	NAME OF PART	REF. NO.	NAME OF PART
ZA2	Handle	ZA23	Spring
ZA3	Nut	ZA24	Shim
ZA4	Washer	ZA25	Body, piston
ZA5	Shaft	ZA26	Ring, vcc
ZA6	Nut, stop	ZA27	O-ring
ZA7	Tag, name	ZA28	Spring
ZA8	Air control valve complete-includes ZA9 thru ZA41	ZA29	Body
ZA9	Cover	ZA30	Screen, filter
ZA10	Stud	ZA31	Washer, felt
ZA11	Nut	ZA32	Screen, filter
ZA12	Lockwasher	ZA33	Ring, snap
ZA13	Plunger, friction	ZA34	O-ring
ZA14	Spring	ZA35	Valve cage assembly includes ZA36 thru ZA40
ZA15	Screw, set	ZA36	Cage, valve
ZA16	Cam	ZA37	Piston & shaft
ZA17	Plunger, bearing	ZA38	Spring
ZA18	Spacer	ZA39	Piston
ZA19	Piston assembly includes ZA20 thru ZA25	ZA40	Nut
ZA20	Ring, retaining	ZA41	Cover, inlet
ZA21	Plunger		Service repair kit includes ZA14, ZA26, ZA27, ZA28, ZA34, ZA37 thru ZA39
ZA22	Shim		

ZA8-AIR CONTROL VALVE COMPLETE

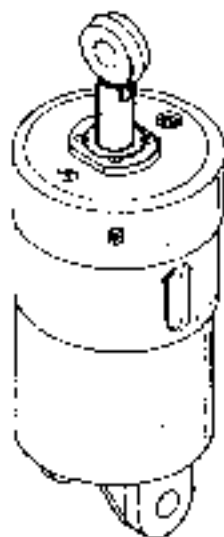
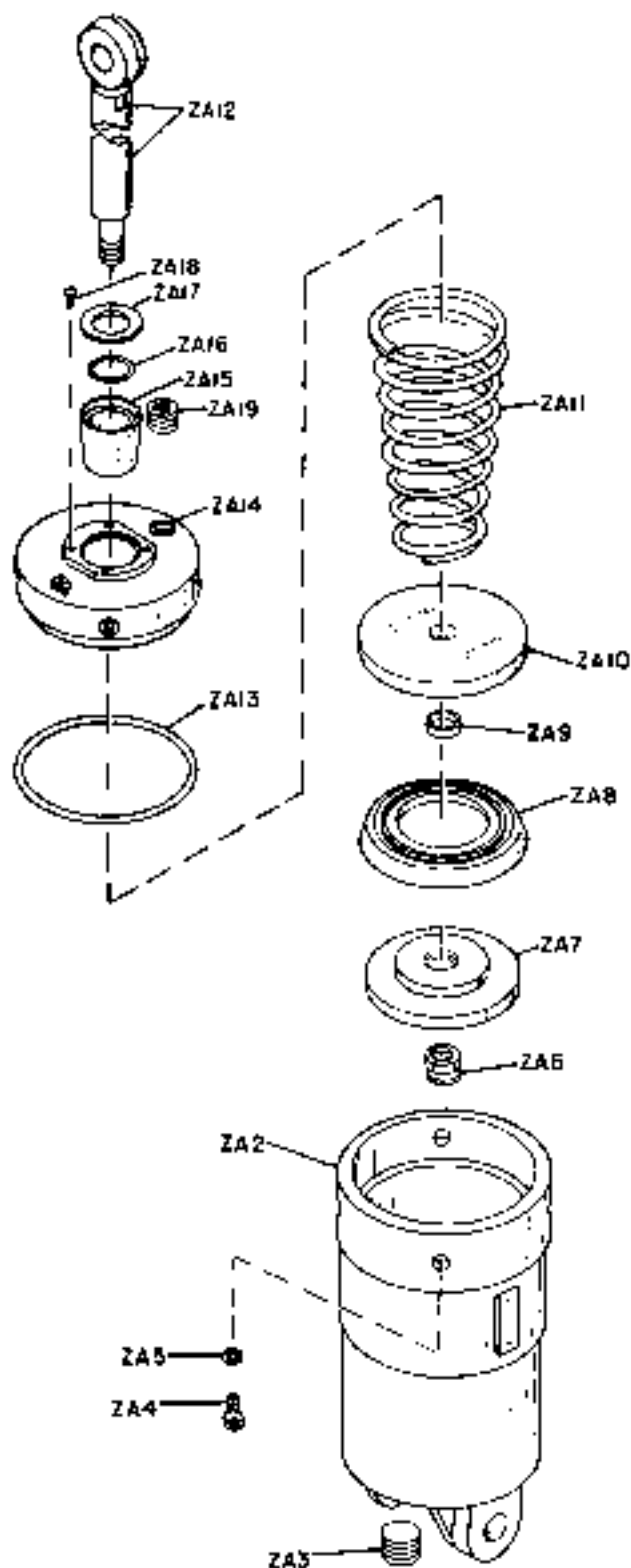


NOTE: ALWAYS GIVE NAMEPLATE READING WHEN ORDERING PARTS.

HAND CONTROL VALVE
MIDLAND-ROSS

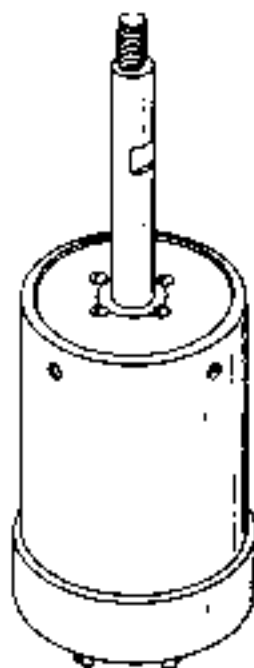
(ZA1182)
(79423075)
ZA1201

REF. NO.	NAME OF PART
ZA2	Body, cylinder
ZA3	Plug, pipe
ZA4	Screw
ZA5	Lockwasher
ZA6	Nut
ZA7	Follower, piston
ZA8	Cup, packing
ZA9	Ring, packing
ZA10	Piston
ZA11	Spring
ZA12	Rod, piston
ZA13	Ring, packing
ZA14	Head
ZA15	Guide, rod
ZA16	Ring, packing
ZA17	Washer
ZA18	Screw
ZA19	Filter
Service repair kit includes ZA8, ZA9, ZA13, ZA15 & ZA16	

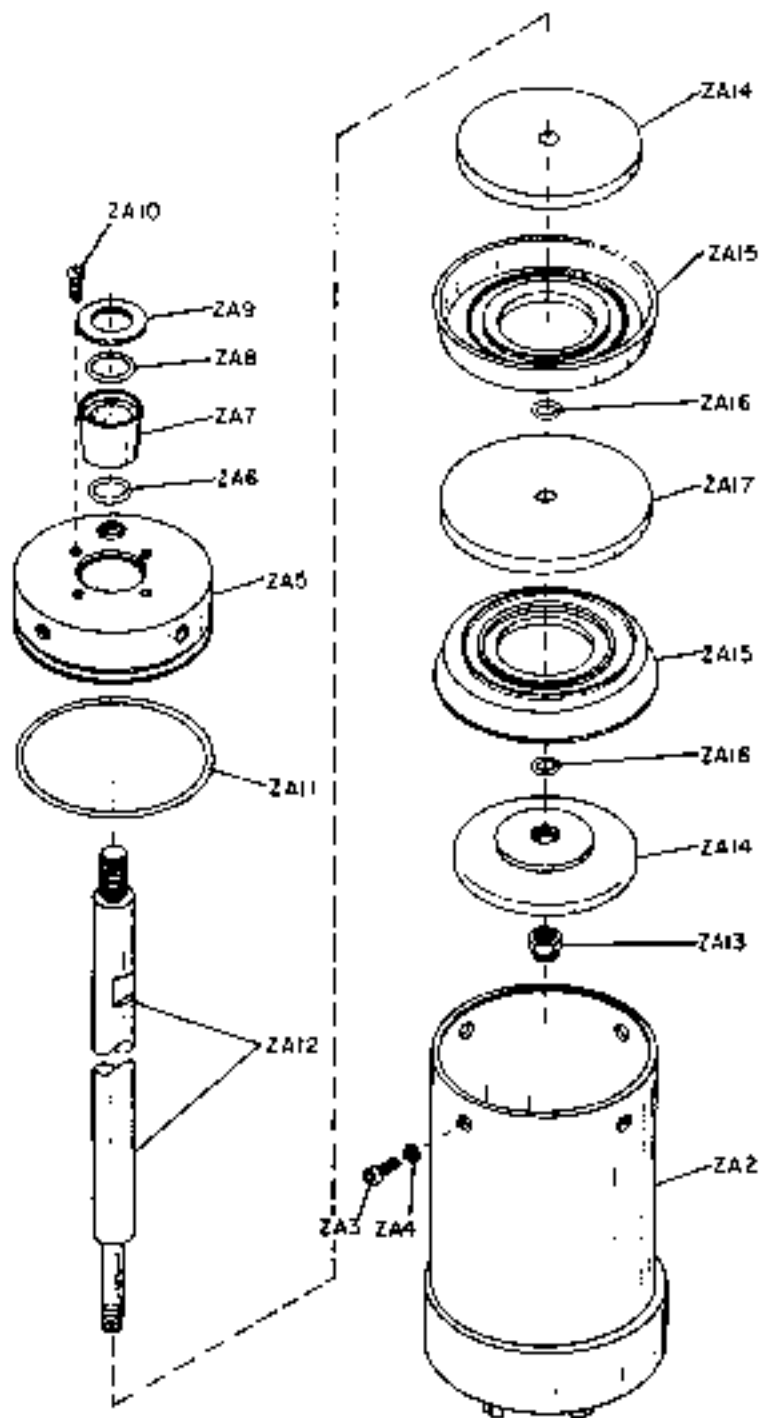


NOTE: ALWAYS GIVE NAMEPLATE READING WHEN ORDERING PARTS.

REF. NO.	NAME OF PART
ZA2	Body, cylinder
ZA1	Screw
ZA4	Lockwasher
ZA5	Head
ZA6	Ring, packing
ZA7	Guide, piston rod
ZA8	Ring, packing
ZA9	Washer
ZA10	Screw
ZA11	Ring, packing
ZA12	Rod, piston
ZA13	Nut
ZA14	Follower, piston
ZA15	Cup, packing
ZA16	Ring, packing
ZA17	Piston
	Service repair kit- includes ZA7, ZA8, ZA11, ZA15 & ZA16



NOTE - ALWAYS GIVE NAMEPLATE
READING WHEN ORDERING PARTS.

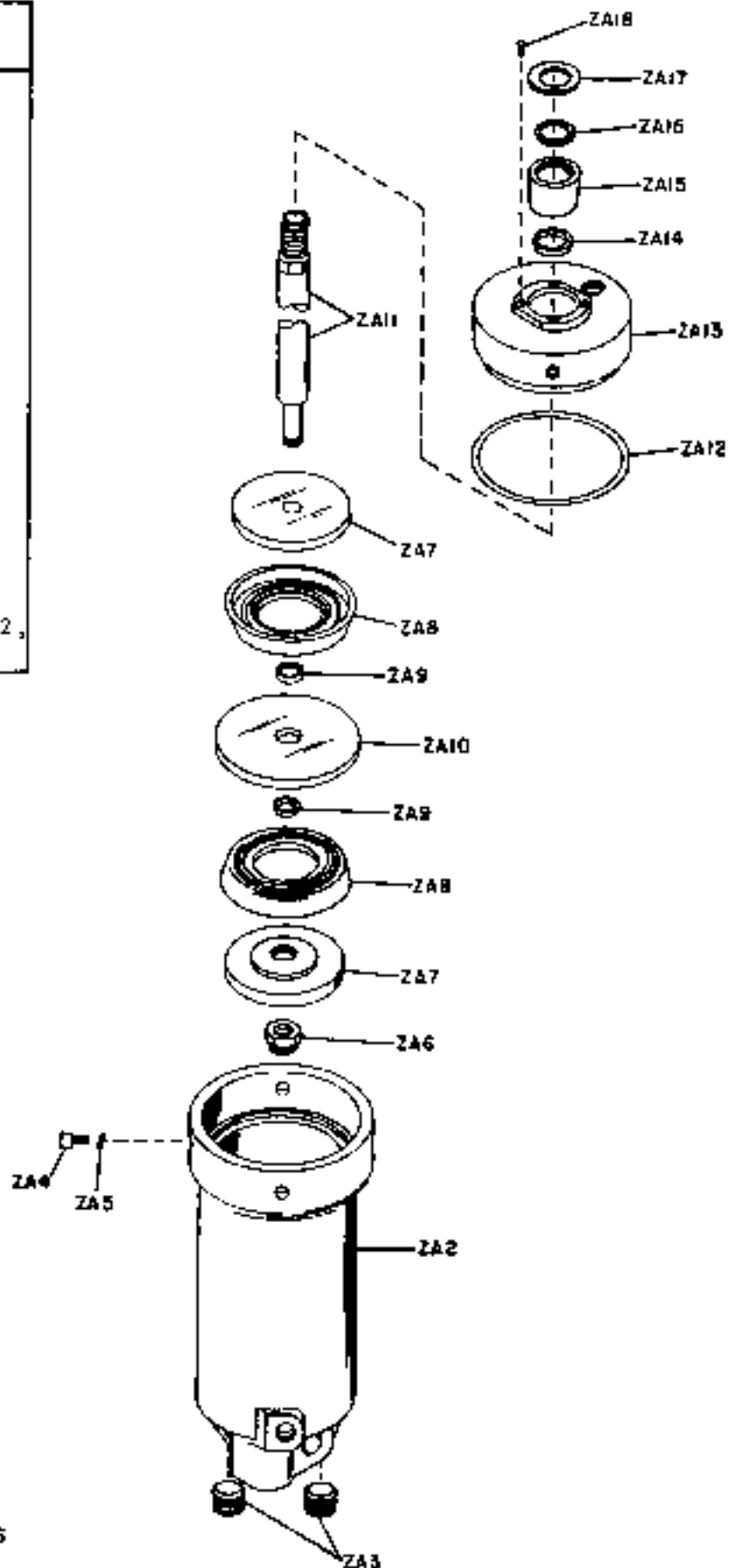
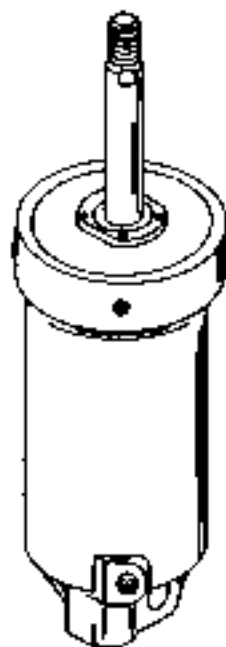


REISSUED 473

DOUBLE ACTING CYLINDER
WESTINGHOUSE AIR BRAKE

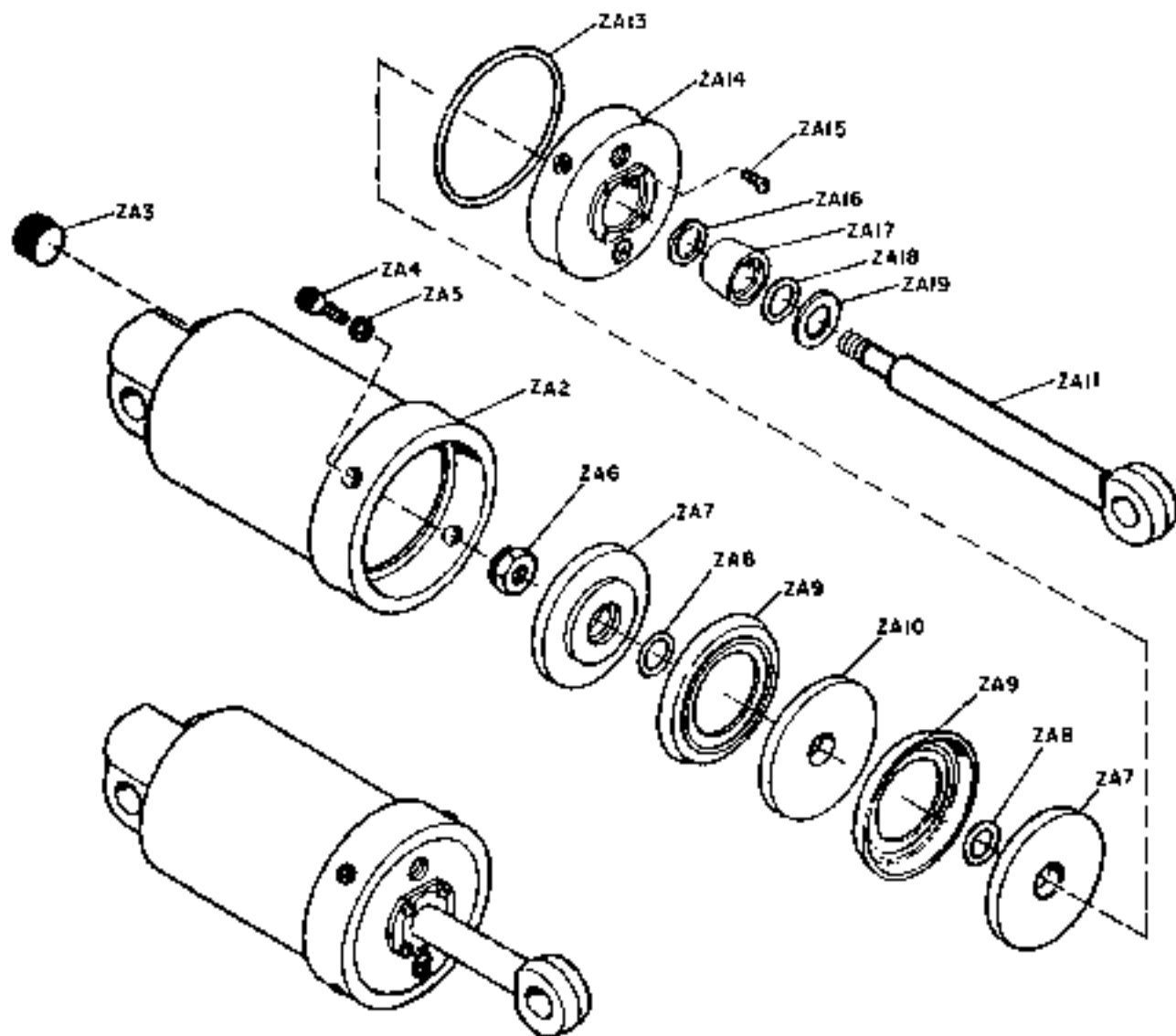
(ZA590)
(29039130)
ZA1401

REF. NO.	NAME OF PART
ZA2	Body, cylinder
ZA3	Plug, pipe
ZA4	Screw
ZA5	Lockwasher
ZA6	Nut
ZA7	Follower, piston
ZA8	Cup, packing
ZA9	Ring, packing
ZA10	Piston
ZA11	Rod, piston
ZA12	Ring, packing
ZA13	Head
ZA14	Ring, packing
ZA15	Guide, piston rod
ZA16	Ring, packing
ZA17	Washer
ZA18	Screw
	Service repair kit- includes ZA8, ZA9, ZA12, ZA14 thru ZA16



NOTE: ALWAYS GIVE NAMEPLATE
READING WHEN ORDERING PARTS

REF. NO.	NAME OF PART	REF. NO.	NAME OF PART
ZA2	Body, cylinder	ZA14	Head
ZA3	Plug, pipe	ZA15	Screw
ZA4	Screw	ZA16	Ring, packing
ZA5	Lockwasher	ZA17	Guide, rod
ZA6	Nut	ZA18	Ring, packing
ZA7	Follower, piston	ZA19	Washer
ZA8	Ring, packing		
ZA9	Cup, packing		
ZA10	Piston		Service repair kit-
ZA11	Rod, piston		includes ZA8, ZA9, ZA13,
ZA13	Ring, packing		ZA16 thru ZA18



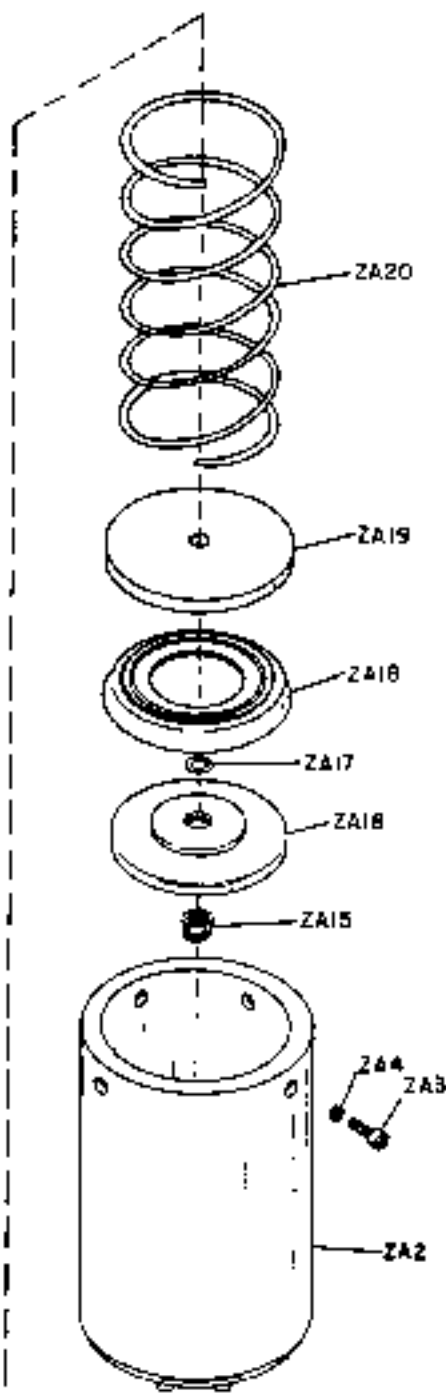
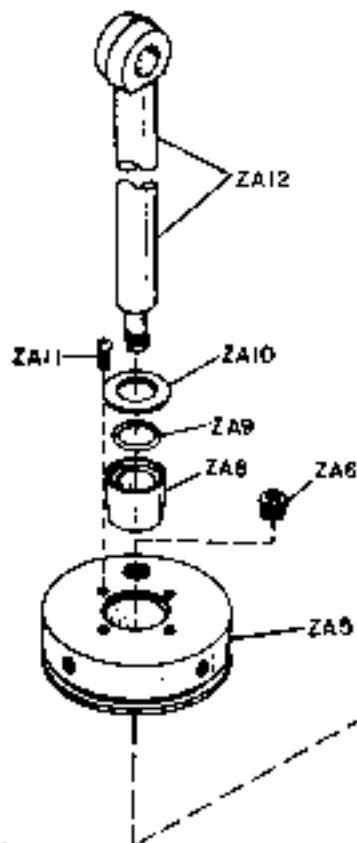
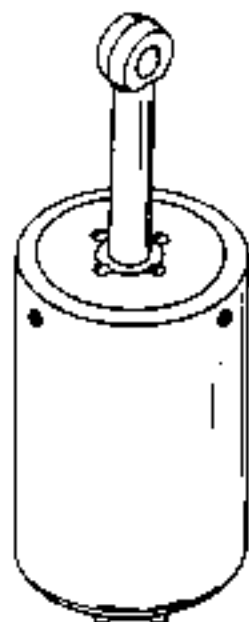
NOTE: ALWAYS GIVE NAMEPLATE
READING WHEN ORDERING PARTS.

REISSUED 473

AIR CYLINDER
WESTINGHOUSE AIR BRAKE

(ZA968)
(29039180)
ZA1403

REF. NO.	NAME OF PART
ZA2	Body, cylinder
ZA3	Screw
ZA4	Lockwasher
ZA5	Head
ZA6	Filter
ZA8	Guide, piston rod
ZA9	Ring, packing
ZA10	Washer
ZA11	Screw
ZA12	Rod, piston
ZA15	Nut
ZA16	Follower, piston
ZA17	Ring, packing
ZA18	Cup, packing
ZA19	Piston
ZA20	Spring
	Service repair kit- includes ZA8, ZA9, ZA17 & ZA18



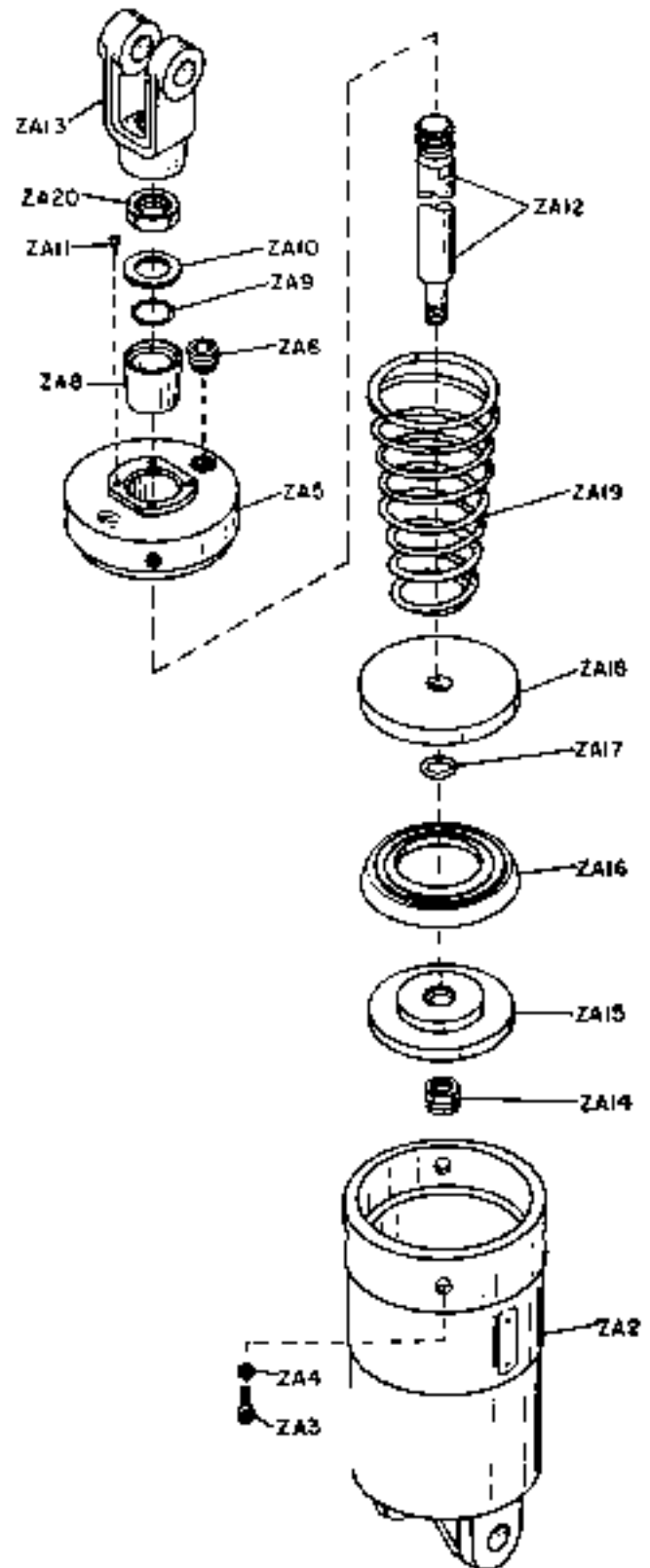
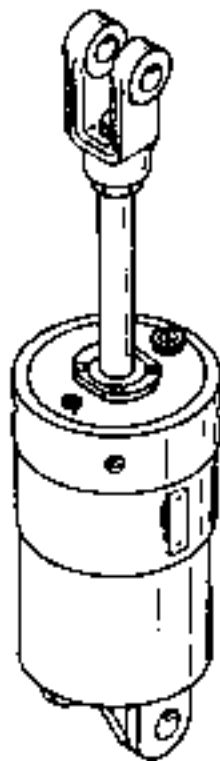
NOTE: ALWAYS GIVE NAMEPLATE
READING WHEN ORDERING PARTS.

REISSUED 473

SINGLE ACTING CYLINDER
WESTINGHOUSE AIR BRAKE

(ZA545)
(ZA1211)
(ZA1218)
(ZA1228)
(ZA1236)
(ZA1244)
(29039260)
(29039635)
ZA1404

REF. NO.	NAME OF PART
ZA2	Body, cylinder
ZA3	Screw
ZA4	Lockwasher
ZA5	Head
ZA6	Filter
ZA8	Guide, piston rod
ZA9	Ring, packing
ZA10	Washer
ZA11	Screw
ZA12	Rod, piston
ZA13	Yoke, rod end
ZA14	Nut
ZA15	Follower, piston
ZA16	Cup, packing
ZA17	Ring, packing
ZA18	Piston
ZA19	Spring
ZA20	Nut, jam

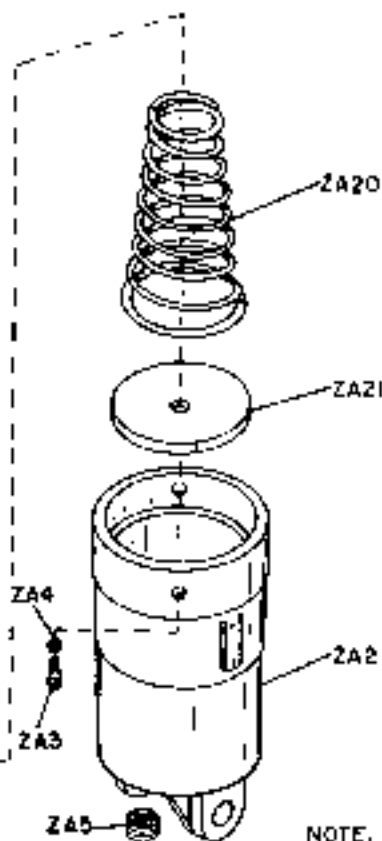
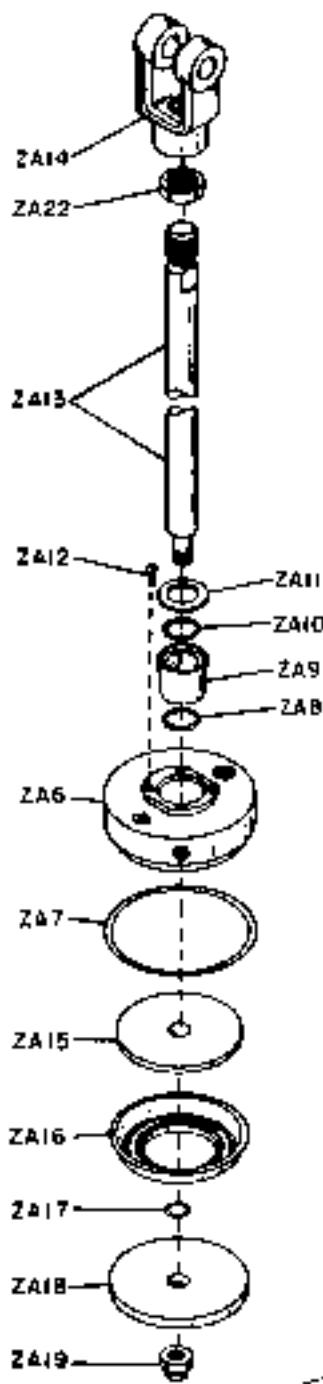


NOTE. ALWAYS GIVE NAMEPLATE
READING WHEN ORDERING PARTS

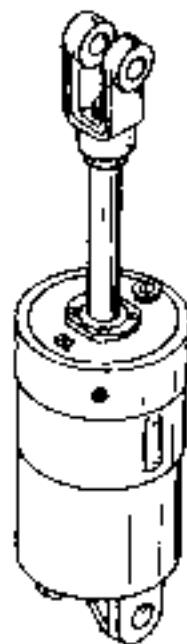
REISSUED 473

SINGLE ACTING CYLINDER
WESTINGHOUSE AIR BRAKE

(ZA1254)
(29039340)
ZA1405



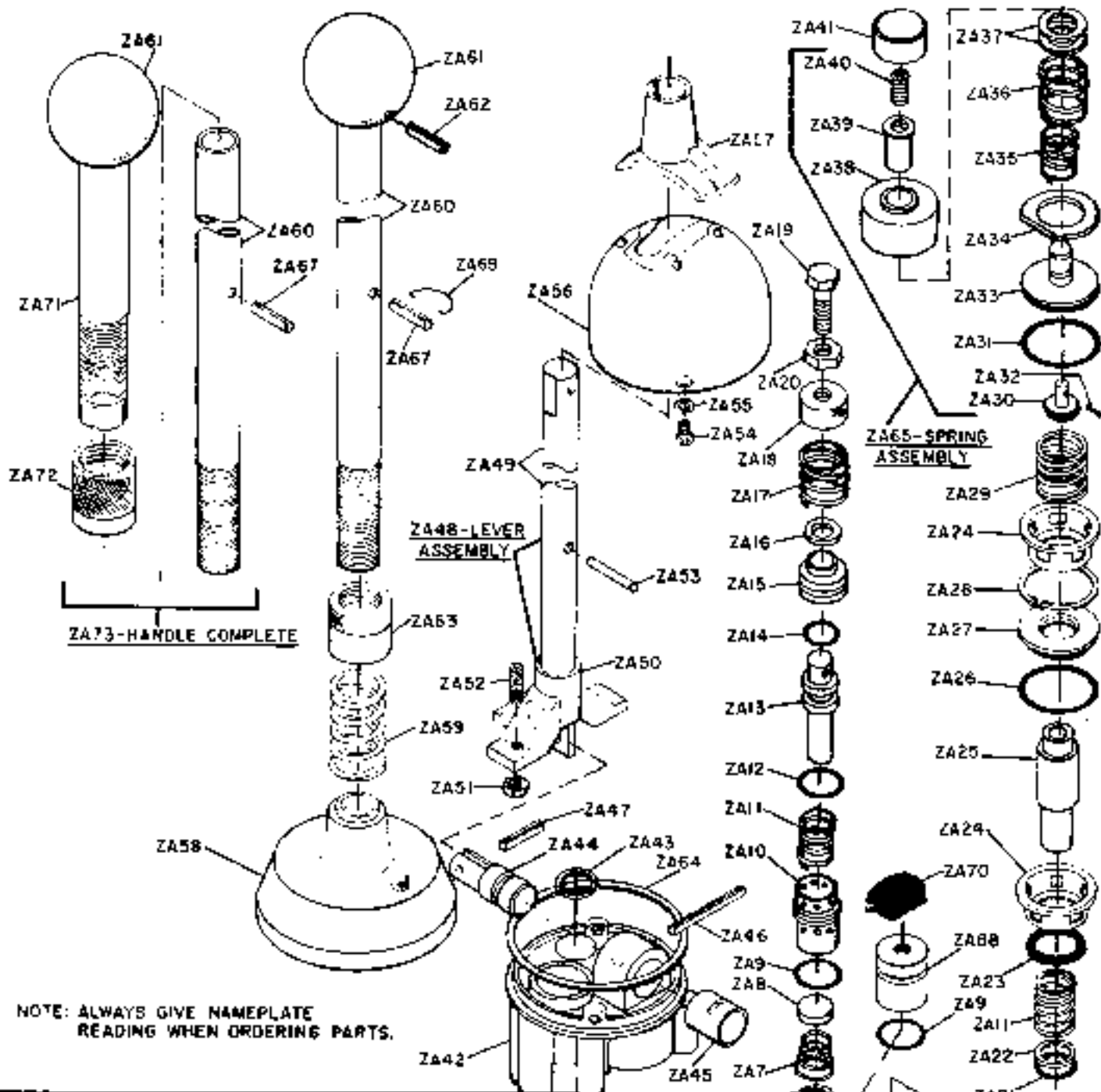
BKP. NO.	NAME OF PART
ZA2	Body, cylinder
ZA3	Screw
ZA4	Lockwasher
ZA5	Filter
ZA6	Head
ZA7	Ring, packing
ZA8	Ring, packing
ZA9	Guide, piston rod
ZA10	Ring, packing
ZA11	Washer
ZA12	Screw
ZA13	Rod, piston
ZA14	Yoke, rod end
ZA15	Follower, piston
ZA16	Cup, packing
ZA17	Ring, packing
ZA18	Piston
ZA19	Nut
ZA20	Spring
ZA21	Stop, piston
ZA22	Nut, jam
	Service repair kit- includes ZA7, ZA8, ZA10, ZA16 & ZA17



NOTE. ALWAYS GIVE NAMEPLATE
READING WHEN ORDERING PARTS.

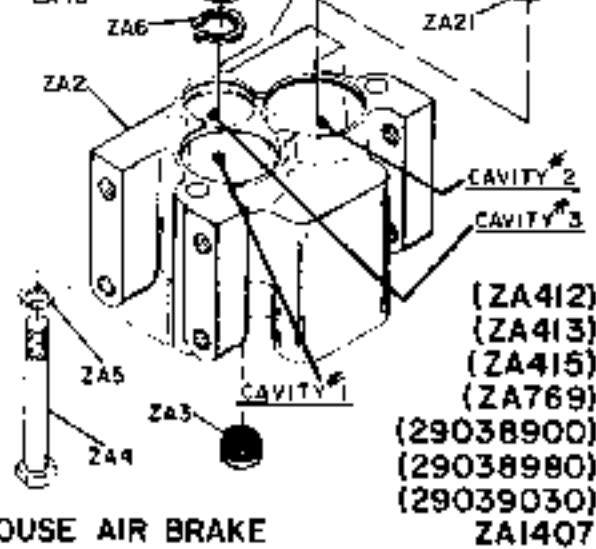
REF. NO.	NAME OF PART	REF. NO.	NAME OF PART
ZA1	Body	ZA39	Guide, piston
ZA1	Strainer	ZA40	Screw, adjusting
ZA2	Bolt	ZA41	Cap, adjusting
ZA3	Lockwasher	ZA42	Housing
ZA4	Ring, retaining	ZA43	Ring, retaining
ZA7	Spring	ZA44	Pin
ZA8	Valve, check	ZA45	Bushing
ZA9	Ring, packing	ZA46	Pin
ZA10	Seat	ZA47	Pin
ZA11	Spring	ZA48	Lever assembly
ZA12	Ring, packing	ZA49	Lever
ZA13	Plunger, valve	ZA50	Bracket
ZA14	Ring, packing	ZA51	Nut
ZA15	Guide, plunger	ZA52	Screw
ZA16	Washer	ZA53	Pin
ZA17	Spring, return	ZA54	Screw
ZA18	Nut	ZA55	Lockwasher
ZA19	Screw, adjusting	ZA56	Cover
ZA20	Nut	ZA57	Latch-includes ZA53
ZA21	Ring, packing	ZA58	Cover, latch
ZA22	Washer	ZA59	Spring
ZA23	Ring, packing	ZA60	Lever
ZA24	Filter	ZA61	Knob
ZA25	Plunger, valve	ZA62	Pin
ZA26	Ring, packing	ZA63	Cover, spring
ZA27	Seat, valve	ZA64	Gasket, cover
ZA28	Ring, retaining	ZA65	Spring assembly includes ZA30 thru ZA40
ZA29	Spring	ZA66	Supply valve complete includes ZA6 thru ZA10
ZA30	Seat, valve	ZA67	Pin
ZA31	Ring, packing	ZA68	Plug
ZA32	Pin	ZA69	Ring, retaining
ZA33	Piston	ZA71	Extension-see ZA1495
ZA34	Washer, stop	ZA72	Locknut-see ZA1495
ZA37	Spring, graduating	ZA73	Handle complete- see ZA1495
ZA38	Spring, lever		
ZA37	Shim		
ZA38	Cage, spring		

(ZA412)
(ZA413)
(ZA415)
(ZA769)
(29038900)
(29038980)
(29039030)
ZA1407

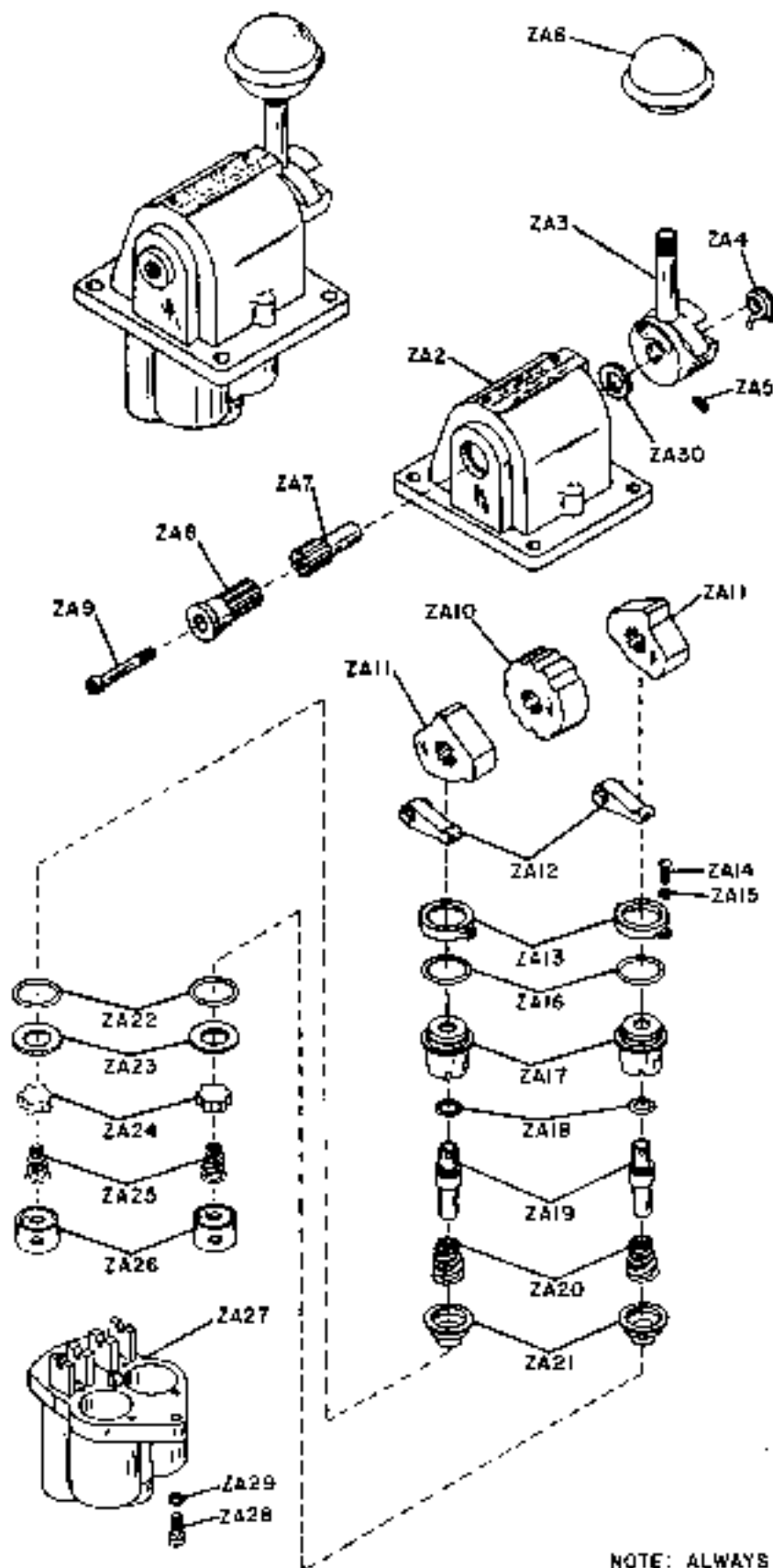


NOTE: ALWAYS GIVE NAMEPLATE READING WHEN ORDERING PARTS.

REPAIR AND GRADUATING KITS	
A	MINOR REPAIR KIT - CAVITY 3 PLUGGED - INCLUDES ZA41, ZA53, ZA57 & ZA64.
B	MINOR REPAIR KIT - CAVITY 3 FILLED - INCLUDES ZA18, ZA19, ZA41, ZA53, ZA57 & ZA64.
C	MAJOR REPAIR KIT - CAVITY 3 PLUGGED - INCLUDES ZA3, ZA11, ZA21, ZA23, ZA26, ZA27, ZA29 THRU ZA32, ZA41, ZA44 THRU ZA47, ZA51 THRU ZA53, ZA57 & ZA64.
D	MAJOR REPAIR KIT - CAVITY 3 FILLED - INCLUDES ZA3, ZA6 THRU ZA9, ZA11, ZA12, ZA4, ZA18, ZA19, ZA21, ZA23, ZA26, ZA27, ZA29 THRU ZA32, ZA41, ZA44 THRU ZA47, ZA51 THRU ZA53, ZA57 & ZA64.
E	MAJOR GRADUATING VALVE KIT - CAVITY 1 & 2 - INCLUDES ZA11, ZA21, ZA23, ZA26, ZA27 & ZA29 THRU ZA32.
F	GRADUATING VALVE KIT - CAVITY 3 - INCLUDES ZA6 THRU ZA9, ZA11, ZA12 & ZA14.
G	MINOR GRADUATING VALVE KIT CAVITY 1 & 2 - INCLUDES ZA30 & ZA32.

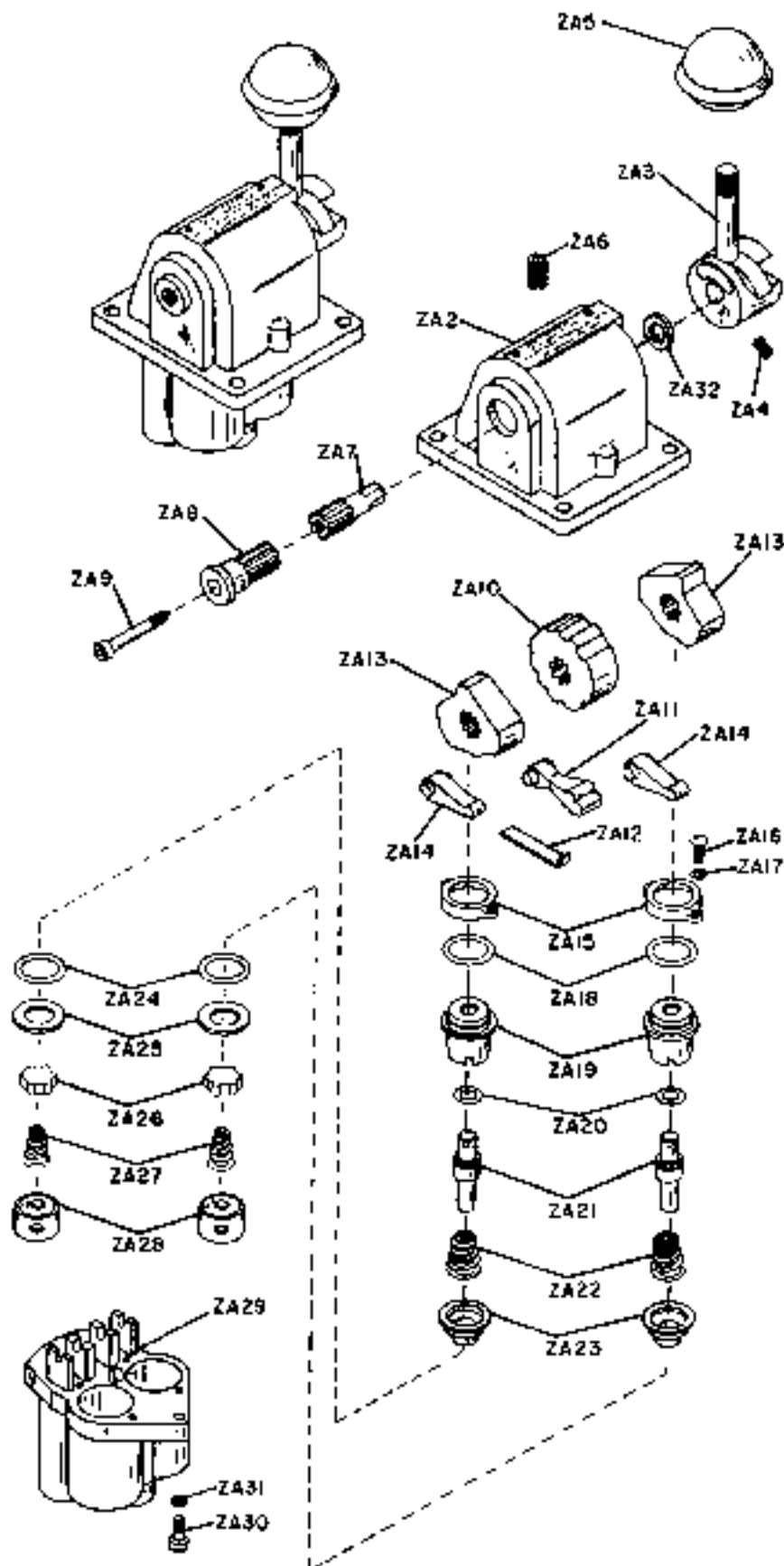


- (ZA412)
- (ZA413)
- (ZA415)
- (ZA769)
- (29038900)
- (29038980)
- (29039030)
- ZA1407



RKF. NO.	NAME OF PART
ZA2	Housing, cub
ZA3	Handle assembly includes ZA6
ZA4	Spring, return
ZA5	Screw, set
ZA6	Ball, handle
ZA7	Shaft, handle
ZA8	Shaft, cam
ZA9	Screw
ZA10	Cam, detent
ZA11	Cam
ZA12	Follower, cam
ZA13	Flange, retaining
ZA14	Screw
ZA15	Lockwasher
ZA16	Ring, packing
ZA17	Guide, plunger
ZA18	Ring, packing
ZA19	Plunger, valve
ZA20	Spring, valve
ZA21	Seat, valve
ZA22	Ring, packing
ZA23	Washer
ZA24	Valve, inlet
ZA25	Spring, valve
ZA26	Spacer, valve
ZA27	Body
ZA28	Screw
ZA29	Lockwasher
ZA30	Washer

NOTE: ALWAYS GIVE NAMEPLATE READING WHEN ORDERING PARTS.

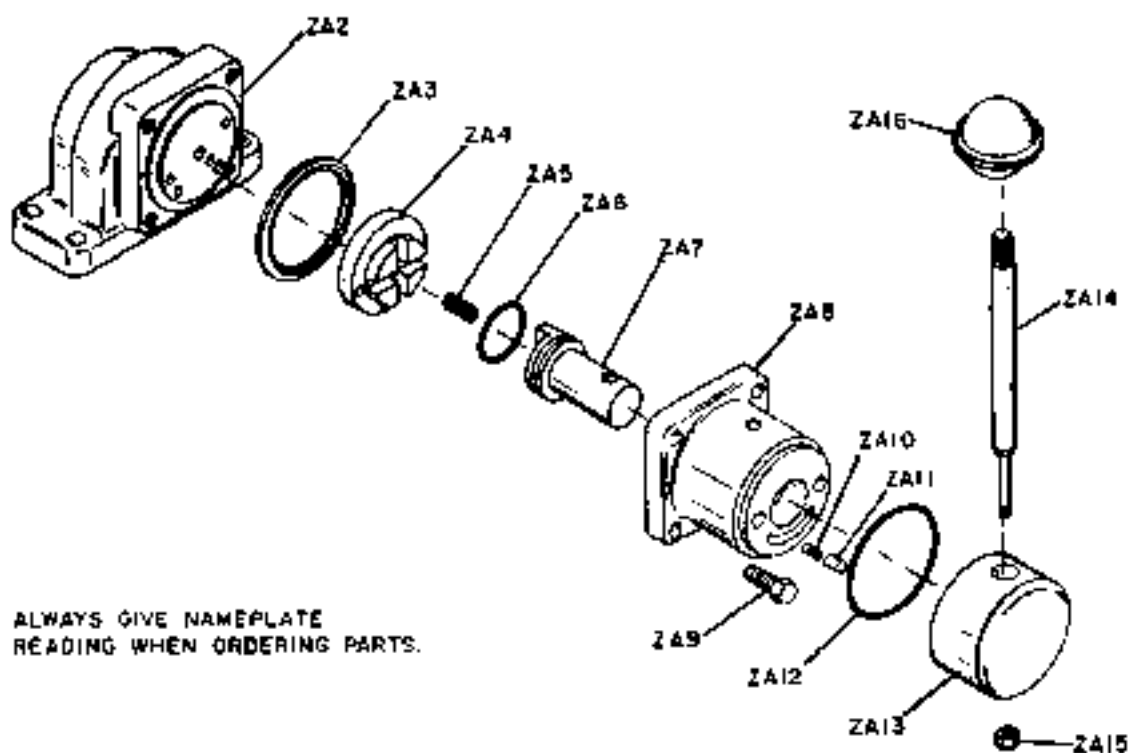
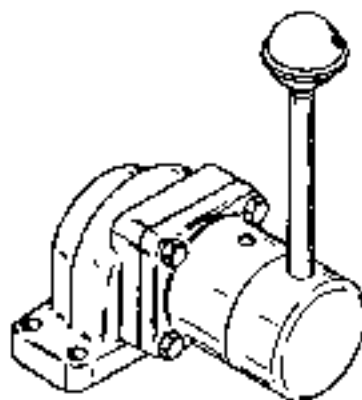


REF. NO.	NAME OF PART
ZA2	Housing, cam
ZA1	Handle assembly includes ZA5
ZA4	Screw, set
ZA5	Ball, handle
ZA6	Screw, set
ZA7	Shaft, handle
ZA8	Shaft, cam
ZA9	Screw
ZA10	Cam, detect
ZA11	Follower, cam
ZA12	Spring, detent
ZA13	Cam
ZA14	Follower, cam
ZA15	Flange, retaining
ZA16	Screw
ZA17	Lockwasher
ZA18	Ring, packing
ZA19	Guide, plunger
ZA20	Ring, packing
ZA21	Plunger, valve
ZA22	Spring, exhaust
ZA23	Seat, inlet
ZA24	Ring, packing
ZA25	Washer
ZA26	Valve, inlet
ZA27	Spring, inlet
ZA28	Spacer, valve
ZA29	Body, valve
ZA30	Screw
ZA31	Lockwasher
ZA32	Washer

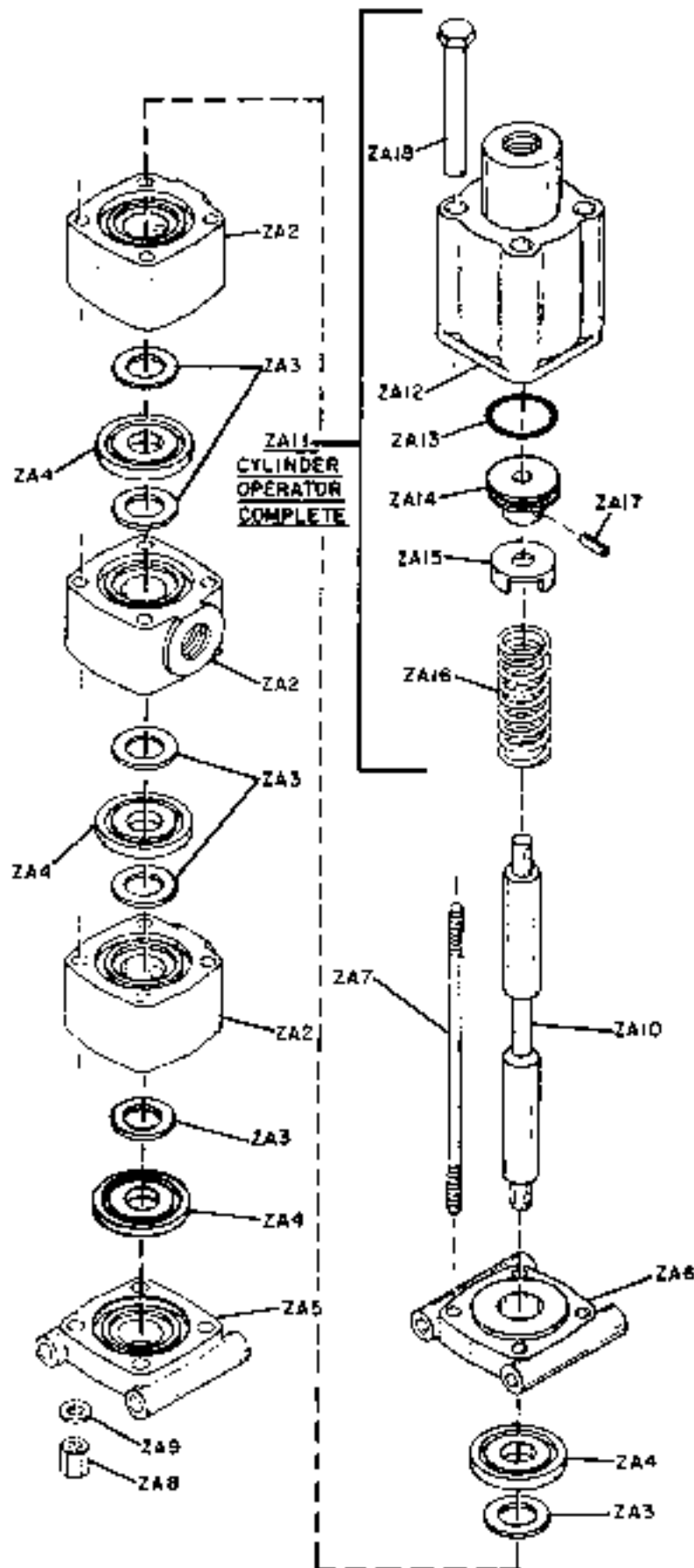
NOTE ALWAYS GIVE NAMEPLATE
READING WHEN ORDERING PARTS.

(ZA386)
(ZA1280)
(ZA1336)
(29039312)
ZA1409

REF. NO.	NAME OF PART
ZA2	Seat, valve
ZA3	Gasket, body
ZA4	Rotary
ZA5	Spring, rotary
ZA6	O-ring
ZA7	Key assembly
ZA8	Body assembly
ZA9	Cap screw
ZA10	Spring
ZA11	Plunger
ZA12	O-ring
ZA13	Yoke assembly
ZA14	Shaft, handle
ZA15	Nut
ZA16	Ball, handle



NOTE: ALWAYS GIVE NAMEPLATE
READING WHEN ORDERING PARTS.



REF. NO.	NAME OF PART
ZA2	Segment, body
ZA3	Retainer
ZA4	Ring, packing
ZA5	Cover, valve
ZA6	Cover, valve
ZA7	Rod, tie
ZA8	Nut, rod
ZA9	Washer, rod
ZA10	Stem, valve
ZA11	Pilot cylinder operating kit includes ZA12 thru ZA18
ZA12	Cylinder, pilot
ZA13	Ring, packing
ZA14	Piston
ZA15	Retainer, spring
ZA16	Spring
ZA17	Pin, roll
ZA18	Nut, adapter

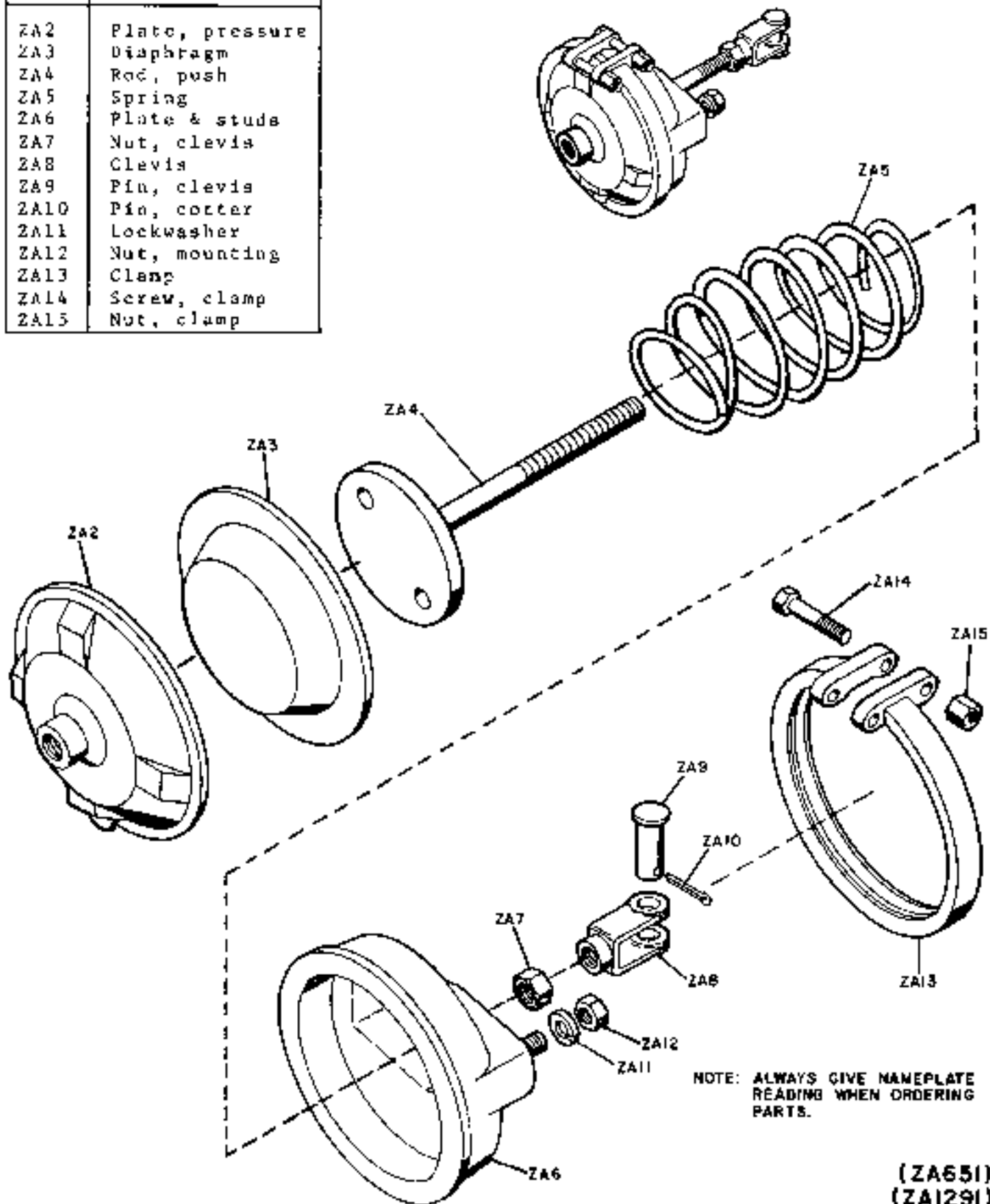
NOTE: ALWAYS GIVE NAMEPLATE READING WHEN ORDERING PARTS.

REISSUED 473

PILOTAIR VALVE
WESTINGHOUSE AIR BRAKE

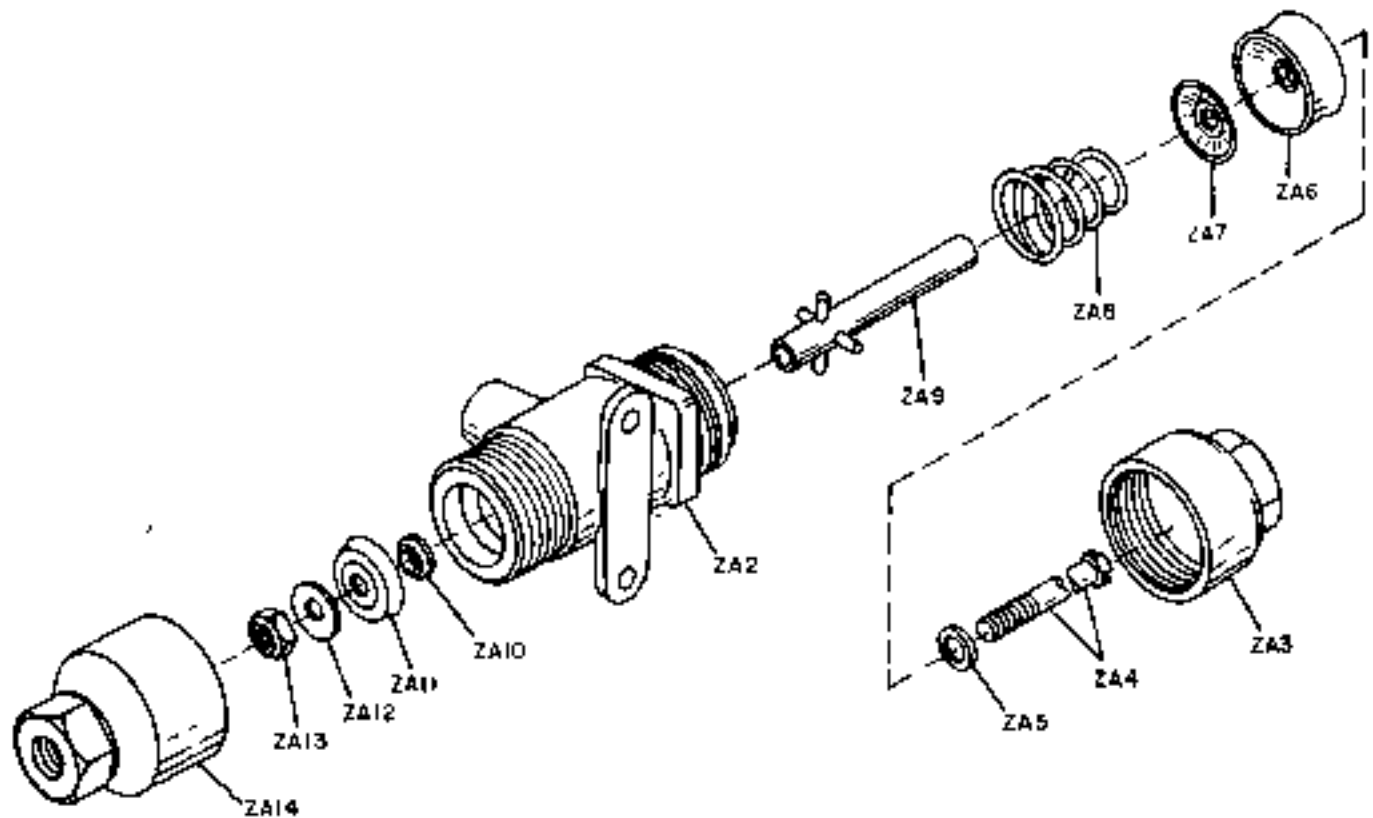
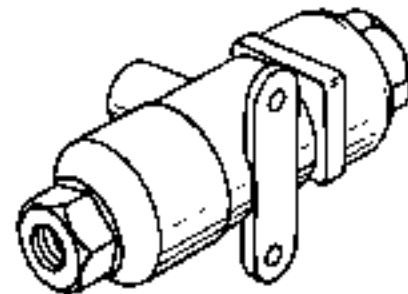
(ZA1657)
(29010100)
ZA1414

REF. NO.	NAME OF PART
ZA2	Plate, pressure
ZA3	Diaphragm
ZA4	Rod, push
ZA5	Spring
ZA6	Plate & studs
ZA7	Nut, clevis
ZA8	Clevis
ZA9	Pin, clevis
ZA10	Pin, cotter
ZA11	Lockwasher
ZA12	Nut, mounting
ZA13	Clamp
ZA14	Screw, clamp
ZA15	Nut, clamp



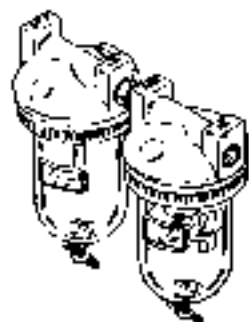
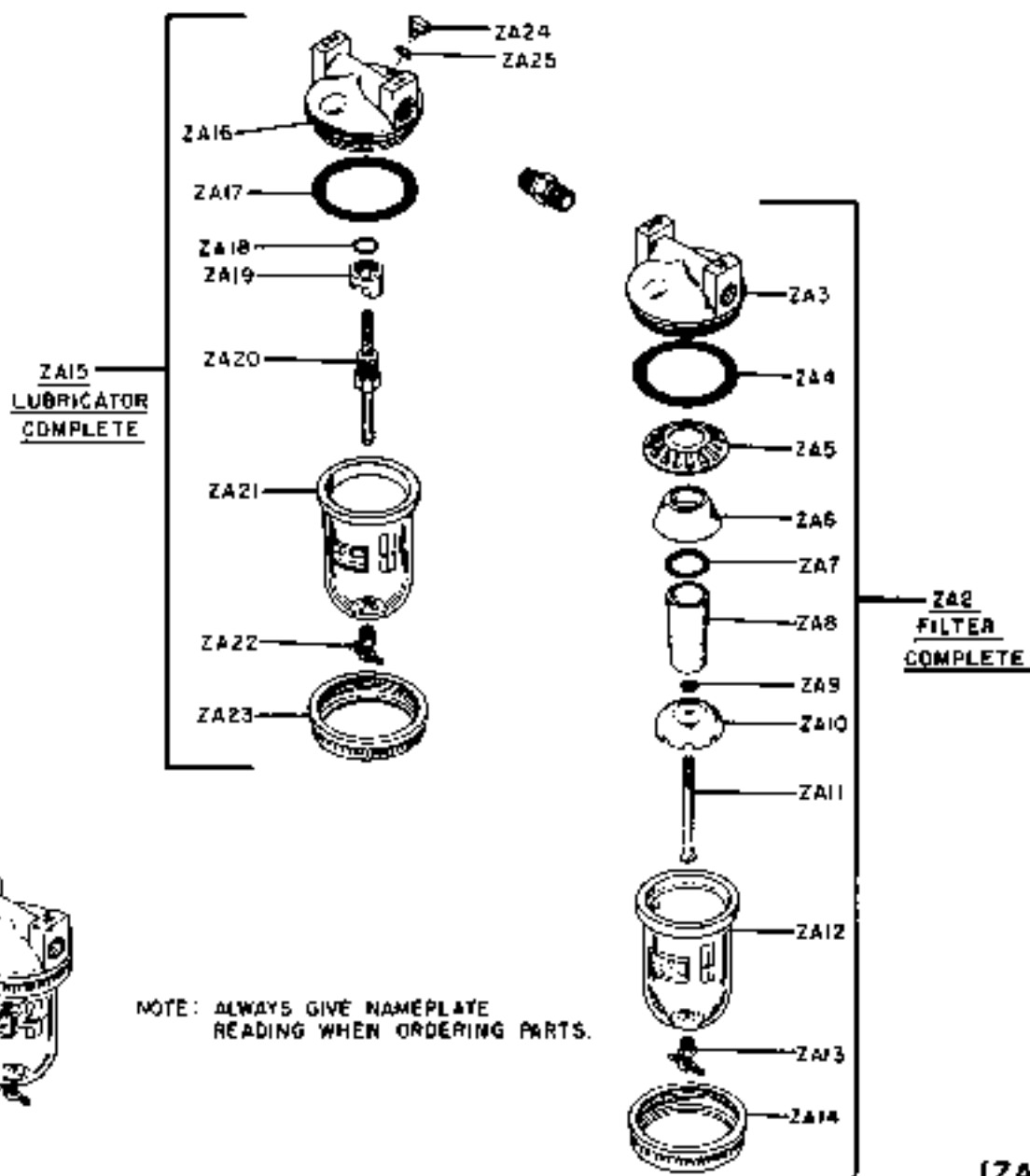
NOTE: ALWAYS GIVE NAMEPLATE
READING WHEN ORDERING
PARTS.

REF. NO.	NAME OF PART
ZA2	Body, valve
ZA3	Cap, activating end
ZA4	Bolt
ZA5	Washer
ZA6	Piston, large
ZA7	Washer, back-up
ZA8	Spring
ZA9	Spacer, guide
ZA10	Washer, back-up
ZA11	Piston, small
ZA12	Washer, cup
ZA13	Nut, lock
ZA14	Cap, discharge

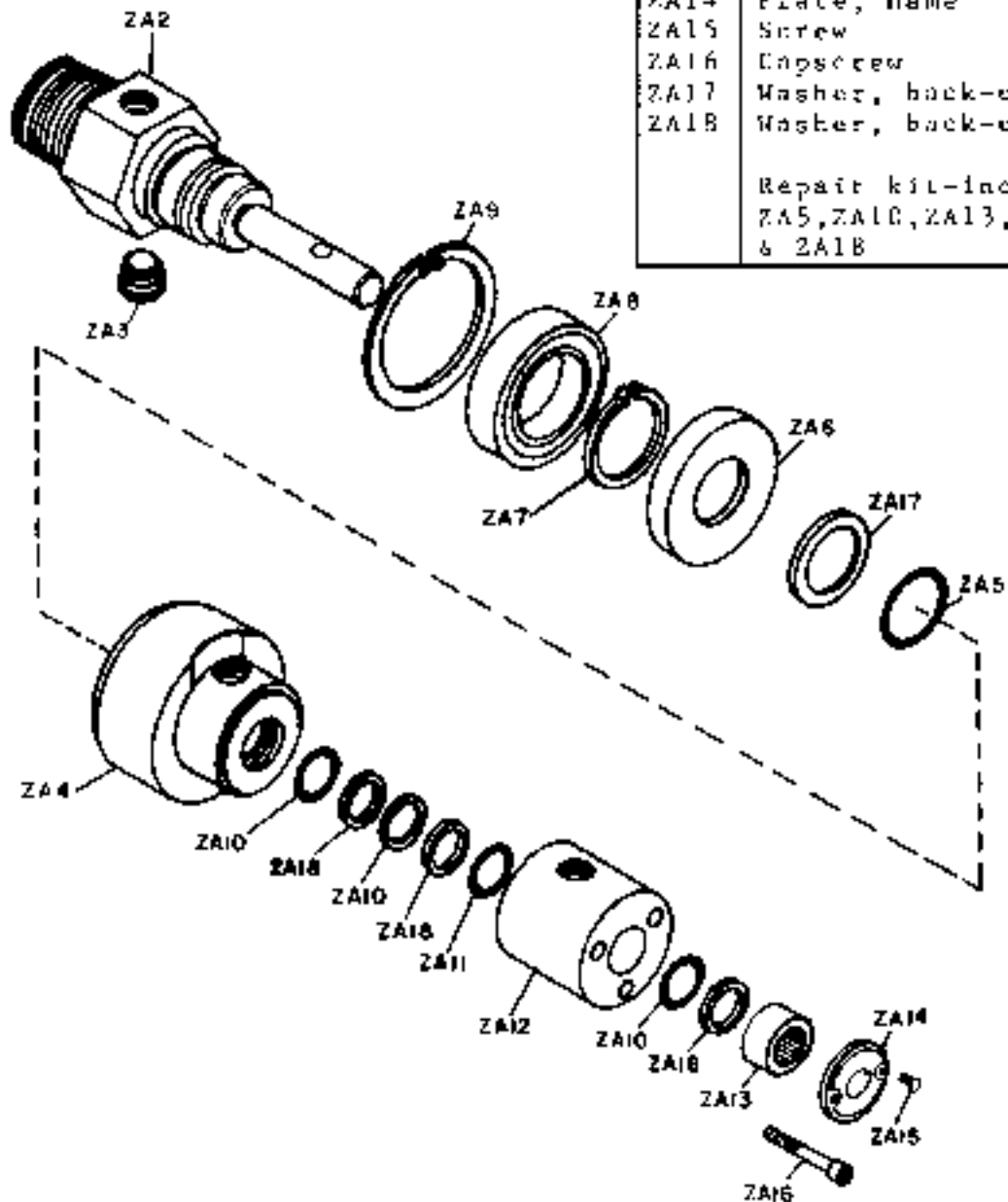


NOTE: ALWAYS GIVE NAMEPLATE
READING WHEN ORDERING PARTS.

REF. NO.	NAME OF PART	REF. NO.	NAME OF PART
ZA2	Filter complete includes ZA1 thru ZA14	ZA14	Nut, ring
ZA3	Head, filter	ZA15	Lubricator complete includes ZA16 thru ZA25
ZA4	O-ring, bowl	ZA16	Head assembly
ZA5	Baffle, louver	ZA17	O-ring, bowl
ZA6	Shroud	ZA18	O-ring, element
ZA7	Gasket, upper	ZA19	Nut, lock
ZA8	Element, filter	ZA20	Element assembly
ZA9	Gasket, lower	ZA21	Bowl, lubricator includes ZA22
ZA10	Baffle, element	ZA22	Cock, drain
ZA11	Screw, element	ZA23	Nut, ring
ZA12	Bowl, filter includes ZA13	ZA24	Plug, filler
ZA13	Cock, drain	ZA25	O-ring, plug

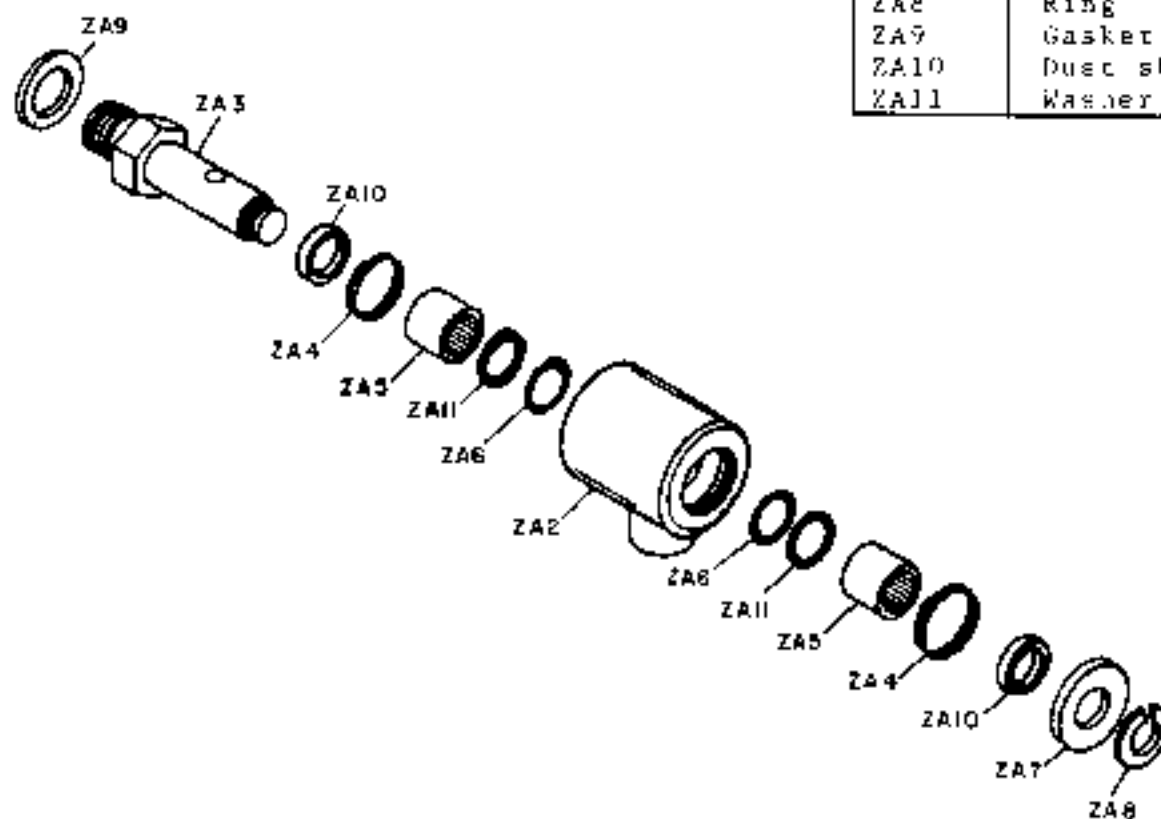


REF. NO.	NAME OF PART	REF. NO.	NAME OF PART
ZA2	Rotor	ZA8	Bearing
ZA3	Plug	ZA9	Ring, snap
ZA4	Housing	ZA10	O-ring
ZA5	O-ring	ZA11	Cover
ZA6	Retainer	ZA12	Cap
ZA7	Ring, snap	ZA13	Bearing
		ZA14	Plate, name
		ZA15	Screw
		ZA16	Cap screw
		ZA17	Washer, back-up
		ZA18	Washer, back-up
			Repair kit includes: ZA5, ZA10, ZA13, ZA17 & ZA18



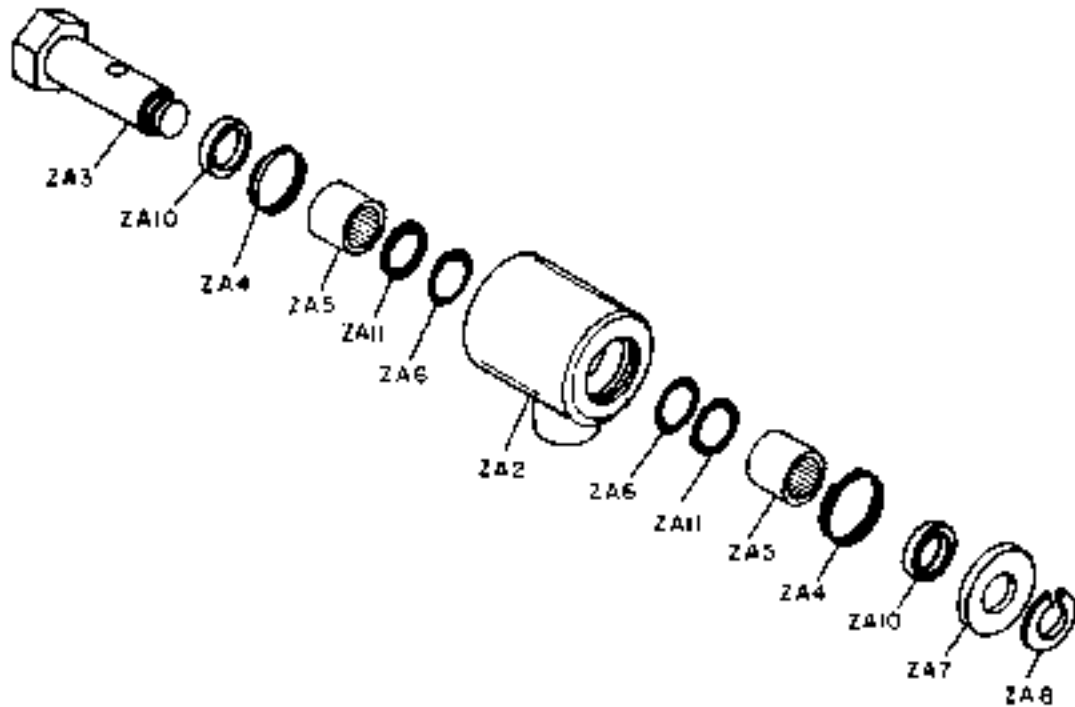
NOTE: ALWAYS GIVE NAMEPLATE
READING WHEN ORDERING PARTS.

REV. NO.	NAME OF PART
ZA2	Housing
ZA3	Rotor
ZA4	Ring
ZA5	Bearing
ZA6	O-Ring
ZA7	Bearing
ZA8	Ring
ZA9	Gasket
ZA10	Dust shield
ZA11	Washer

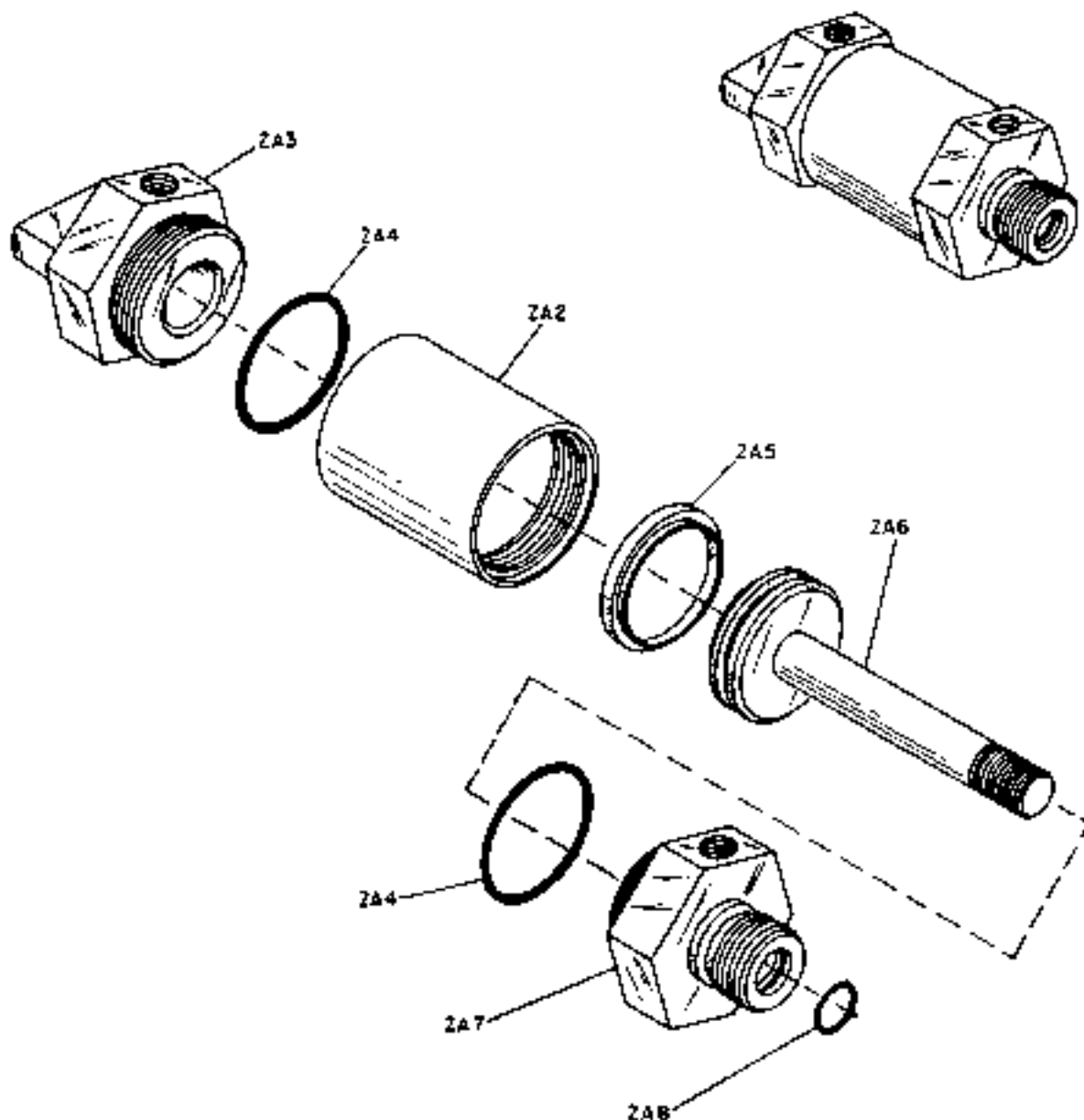


NOTE: ALWAYS GIVE NAMEPLATE
READING WHEN ORDERING PARTS.

REF. NO.	NAME OF PART
2A2	Housing
2A3	Rotor
2A4	Ring
2A5	Bearing
2A6	O-ring
2A7	Bearing
2A8	Ring
2A10	Dust shield
2A11	Washer

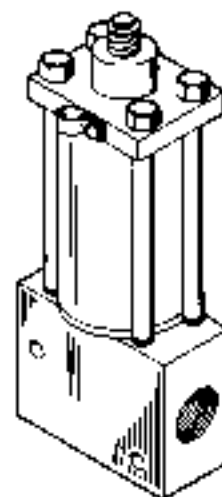
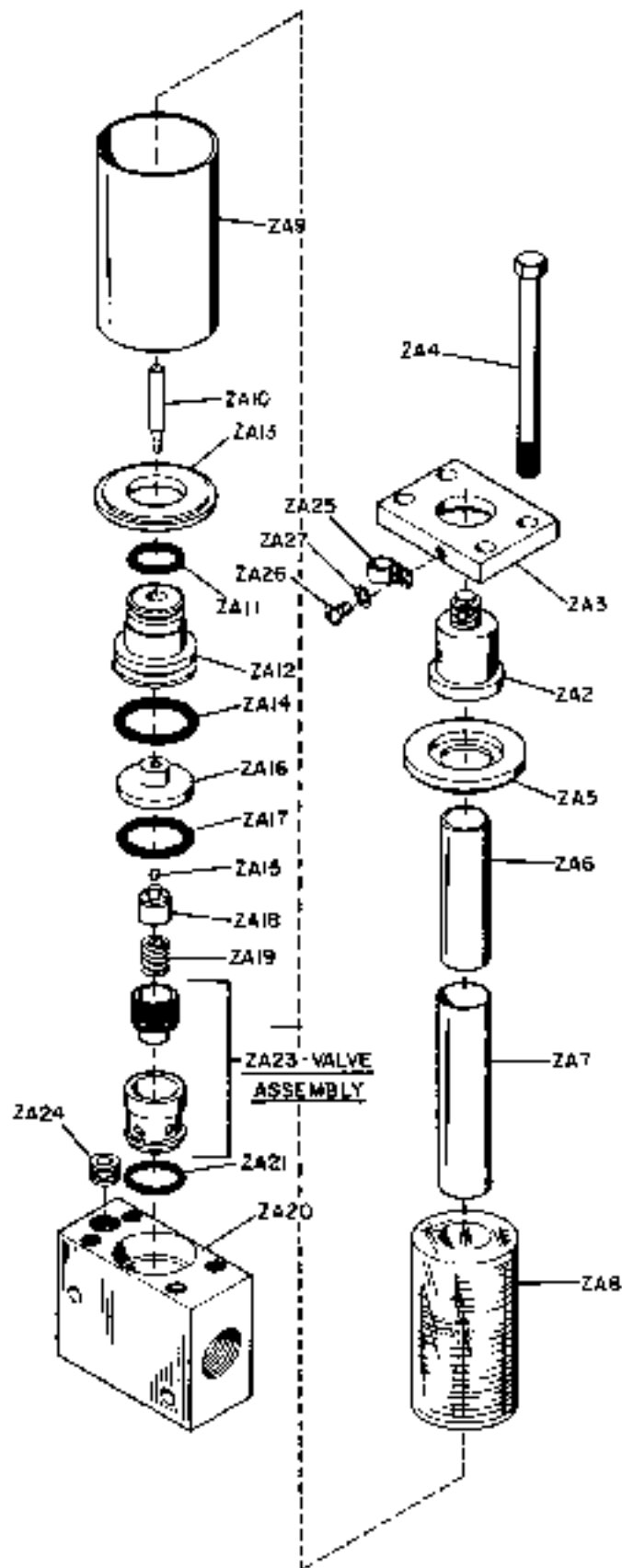


REF. NO.	NAME OF PART
ZA2	Cylinder, bare
ZA3	End, clevis blind
ZA4	O-ring
ZA5	T-ring
ZA6	Piston assembly
ZA7	End, rod
ZA8	O-ring



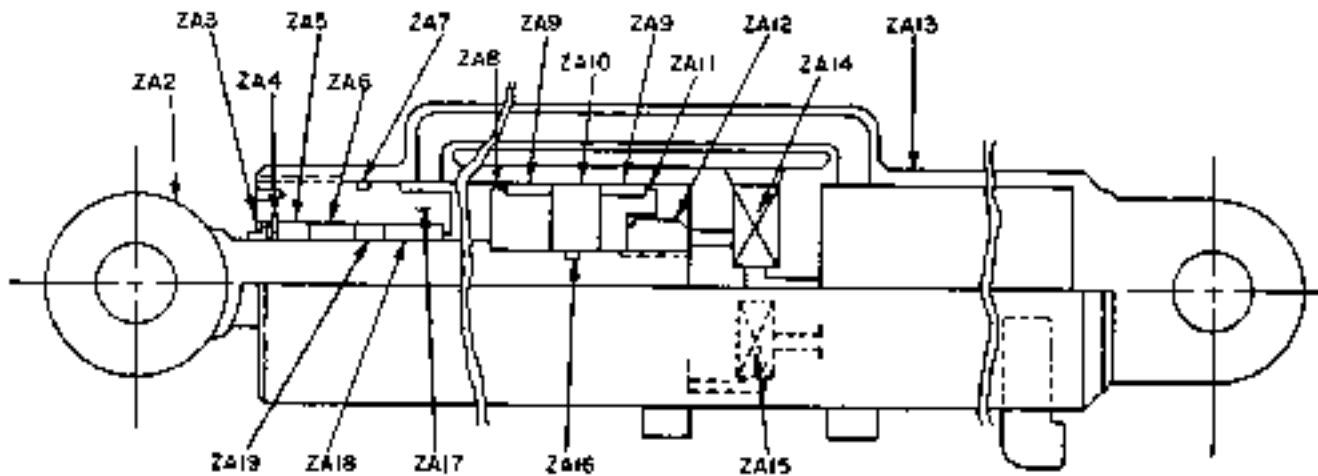
NOTE: ALWAYS GIVE NAMEPLATE
READING WHEN ORDERING PARTS.

REF. NO.	NAME OF PART
ZA2	Manual release sub-assembly
ZA3	Plate
ZA4	Capscrew
ZA5	Washer
ZA6	Plunger
ZA7	Tube
ZA8	Coil
ZA9	Shell
ZA10	Rod
ZA11	O-ring
ZA12	Stop
ZA13	Washer
ZA14	O-ring
ZA15	Ball
ZA16	Seat, ball
ZA17	O-ring
ZA18	Guide, spring
ZA19	Spring
ZA20	Body
ZA21	O-ring
ZA23	Valve assembly
ZA24	Plug, pipe
ZA25	Clamp, cable
ZA26	Screw
ZA27	Lockwasher



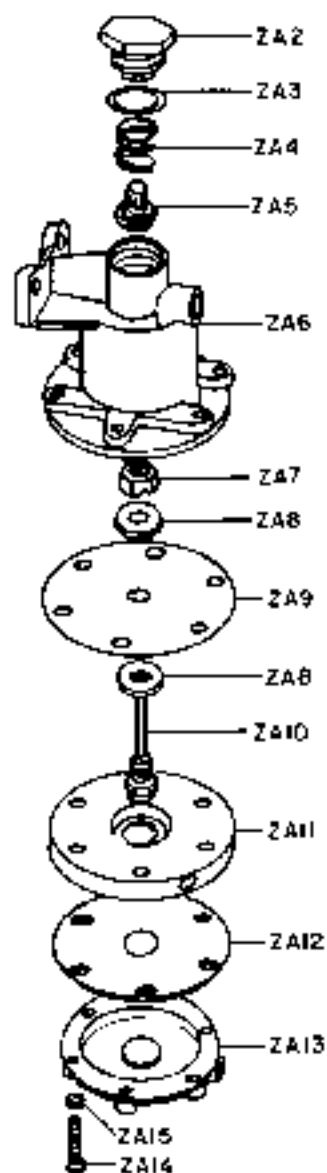
NOTE. ALWAYS GIVE NAMEPLATE
READING WHEN ORDERING PARTS.

REF. NO.	NAME OF PART	REF. NO.	NAME OF PART
ZA2	Rod assembly	ZA11	Adapter
ZA3	Seal, dirt	ZA12	Nuc
ZA4	Ring, snap	ZA13	Cylinder assembly
ZA5	Adapter, packing	ZA14	Valve, check
ZA6	Packing, vee	ZA15	Valve, relief
ZA7	O-ring	ZA16	O-ring
ZA8	Adapter	ZA17	Gland
ZA9	Packing, vee	ZA18	Bushing
ZA10	Piston	ZA19	Spring



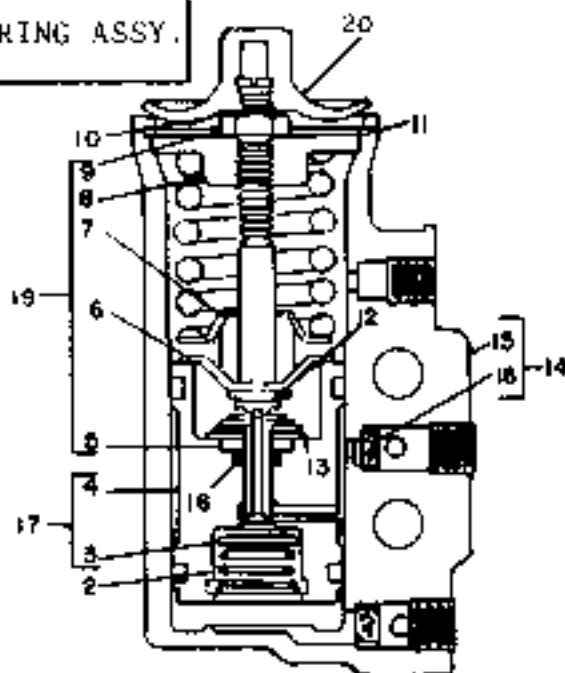
NOTE: ALWAYS GIVE NAMEPLATE
READING WHEN ORDERING PARTS.

REF. NO.	NAME OF PART
ZA2	Cap
ZA3	Gasket
ZA4	Spring
ZA5	Valve
ZA6	Housing
ZA7	Nut
ZA8	Washer
ZA9	Diaphragm
ZA10	Valve & push rod
ZA11	Housing
ZA12	Diaphragm
ZA13	Housing
ZA14	Screw
ZA15	Lockwasher
	Repair kit-includes ZA3, ZA5, ZA9 & ZA12



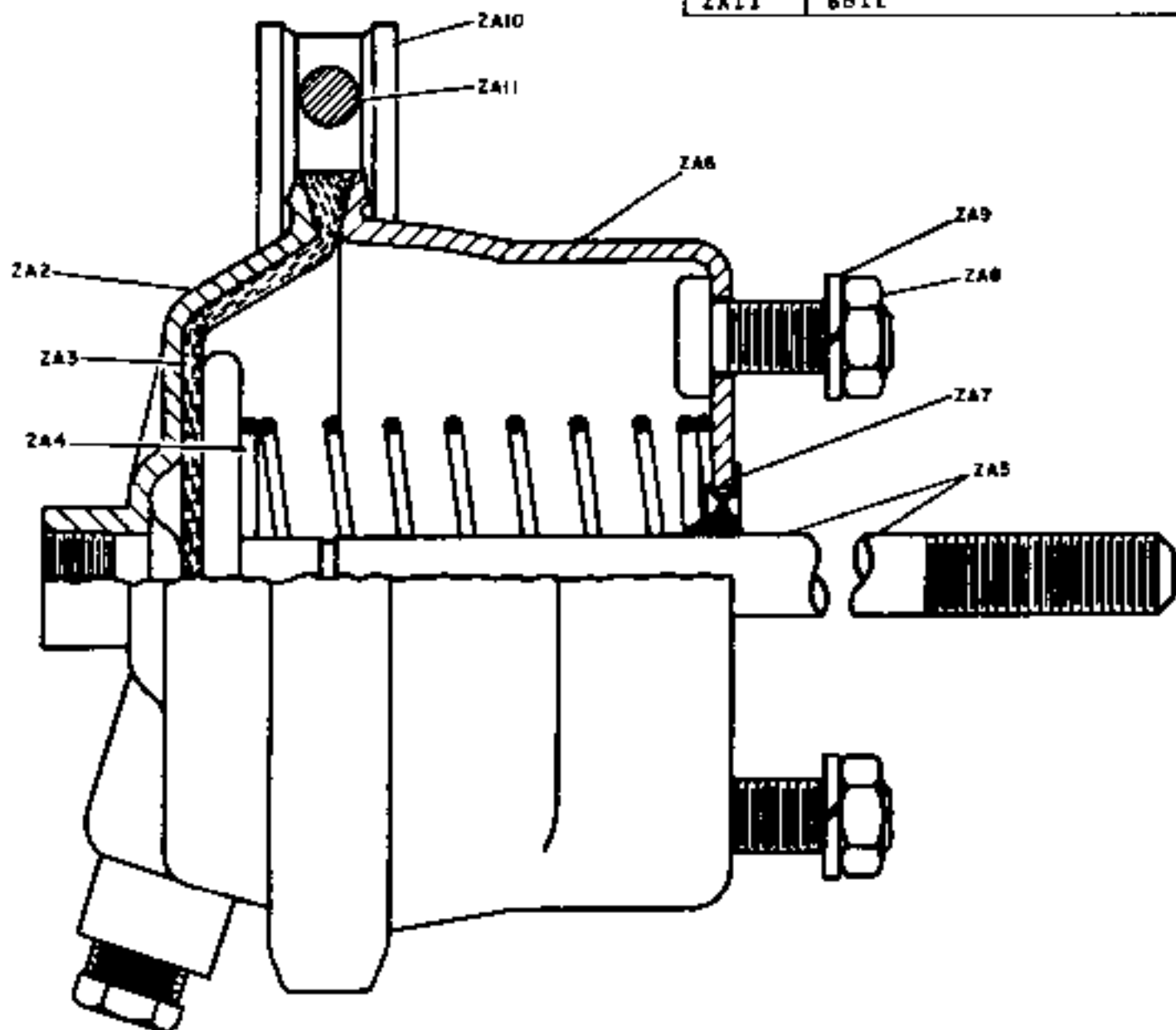
NOTE. ALWAYS GIVE NAMEPLATE
READING WHEN ORDERING PARTS.

REF. NO.	DESCRIPTION
1	GOVERNOR COMP.
2	SPRING
3	VALVE
4	PISTON
5	WASHER
6	GUIDE
7	SEAT
8	NUT
9	SCREW
10	RING, RET.
11	STEM
12	SPRING
13	BODY ASSY.
14	BODY
15	FILTER
16	PISTON ASSY.
17	GROMMET
18	ADJ. SCREW & SPRING ASSY.
19	COVER
20	



1 GOVERNOR COMPLETE

REF. NO.	NAME OF PART
ZA2	Plate
ZA3	Diaphragm
ZA4	Spring
ZA5	Push Rod Assembly
ZA6	Plate
ZA7	Ring
ZA8	Nut
ZA9	Lockwasher
ZA10	Ring, clamp
ZA11	Bolt



NOTE: ALWAYS GIVE NAME PLATE
READING WHEN ORDERING PARTS.

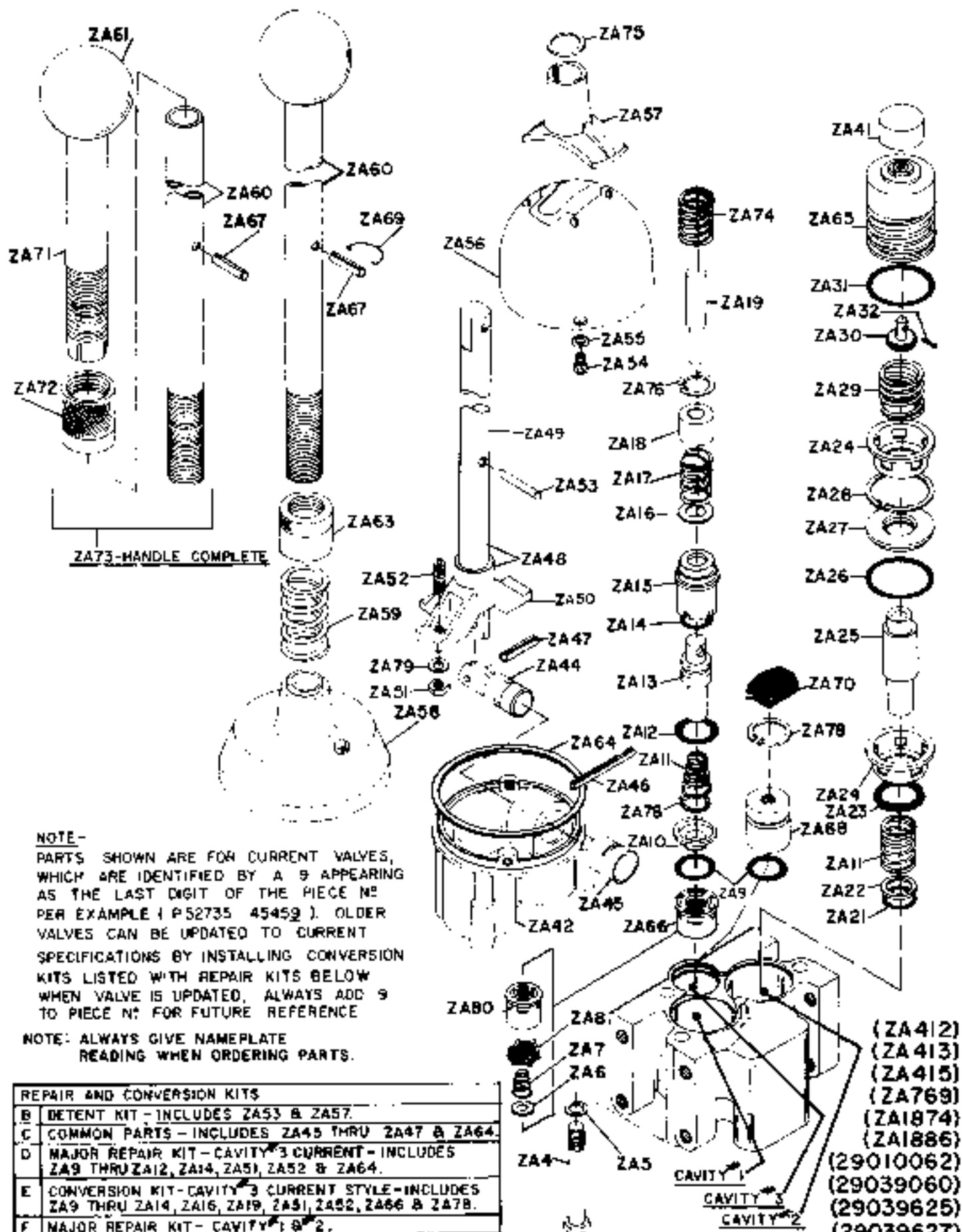
REISSUED 473

WESTINGHOUSE AIR BRAKE
BRAKE CHAMBER

(ZA1964)
(29019750)
ZA2515

REF. NO.	NAME OF PART	REF. NO.	NAME OF PART
ZA2	Body, valve	ZA48	Lever assembly-includes ZA44, ZA47 & ZA49 thru ZA52
ZA4	Capcrew, housing	ZA49	Lever
ZA5	Lockwasher	ZA50	Bracket
ZA6	Ring, internal retaining	ZA51	Nut
ZA7	Spring, supply valve	ZA52	Screw, seat
ZA8	Valve, inlet	ZA53	Pin, detent latch
ZA9	O-ring	ZA54	Screw, cover
ZA10	Seat, supply valve	ZA55	Lockwasher
ZA11	Spring-specify cavity 1, 2 or 3	ZA56	Cover w/insert
ZA12	O-ring	ZA57	Latch, detent
ZA13	Plunger, valve	ZA58	Cover, detent latch
ZA14	O-ring	ZA59	Spring, detent latch
ZA15	Guide, plunger	ZA60	Handle, adjustable lower
ZA16	Shim	ZA60	Handle, long
ZA17	Spring, handle return	ZA61	Ball, handle
ZA18	Guide, extension	ZA63	Nut, spring adjusting
ZA19	Extension	ZA64	Gasket, cover
ZA21	O-ring	ZA65	Spring assembly w/30 and 32
ZA22	Washer, back-up	ZA66	Supply valve assembly
ZA23	O-ring	ZA67	Pin, handle
ZA24	Spacer	ZA67	Pin, adjustable handle
ZA25	Plunger, valve	ZA68	Plug
ZA26	O-ring	ZA69	Clip, pin
ZA27	Seat, supply valve	ZA70	Seal, dust
ZA28	Ring, snap	ZA71	Extension, handle
ZA29	Spring, piston return	ZA72	Lock, adjustable handle
ZA30	Sear, exhaust valve	ZA73	Handle complete-includes 60, 61, 67, 71 and 72
ZA31	O-ring	ZA74	Spring
ZA32	Rivet, seat	ZA75	Spacer, cover
ZA41	Cap	ZA76	Ring, snap
ZA42	Housing, spring	ZA78	Ring, retaining
ZA44	Shaft, lever	ZA79	Seat, spring
ZA45	Bushing, shaft	ZA80	Spacer, valve
ZA46	Pin, roll		
ZA47	Pin, roll		

(ZA412)
(ZA413)
(ZA415)
(ZA769)
(ZA1874)
(ZA1886)
(29010062)
(29039060)
(29039625)
(29039627)
(29039628)
ZA2516



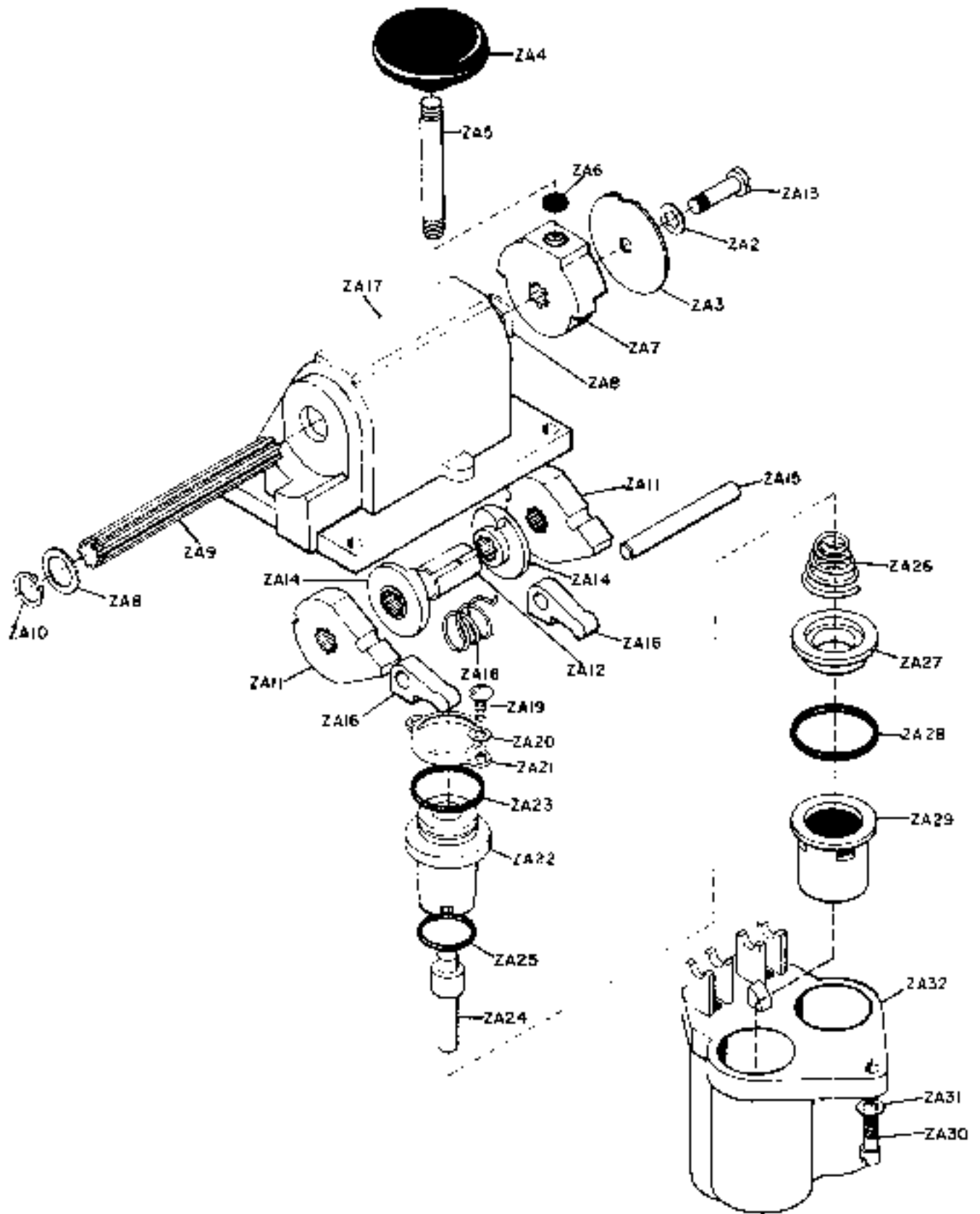
NOTE-
 PARTS SHOWN ARE FOR CURRENT VALVES,
 WHICH ARE IDENTIFIED BY A 9 APPEARING
 AS THE LAST DIGIT OF THE PIECE NO
 PER EXAMPLE (P52735 45459). OLDER
 VALVES CAN BE UPDATED TO CURRENT
 SPECIFICATIONS BY INSTALLING CONVERSION
 KITS LISTED WITH REPAIR KITS BELOW
 WHEN VALVE IS UPDATED, ALWAYS ADD 9
 TO PIECE NO FOR FUTURE REFERENCE

NOTE: ALWAYS GIVE NAMEPLATE
 READING WHEN ORDERING PARTS.

REPAIR AND CONVERSION KITS	
B	DETENT KIT - INCLUDES ZA53 & ZA57.
C	COMMON PARTS - INCLUDES ZA45 THRU ZA47 & ZA64.
D	MAJOR REPAIR KIT - CAVITY 3 CURRENT - INCLUDES ZA9 THRU ZA12, ZA14, ZA51, ZA52 & ZA64.
E	CONVERSION KIT - CAVITY 3 CURRENT STYLE - INCLUDES ZA9 THRU ZA14, ZA16, ZA19, ZA51, ZA52, ZA66 & ZA78.
F	MAJOR REPAIR KIT - CAVITY 1 & 2.

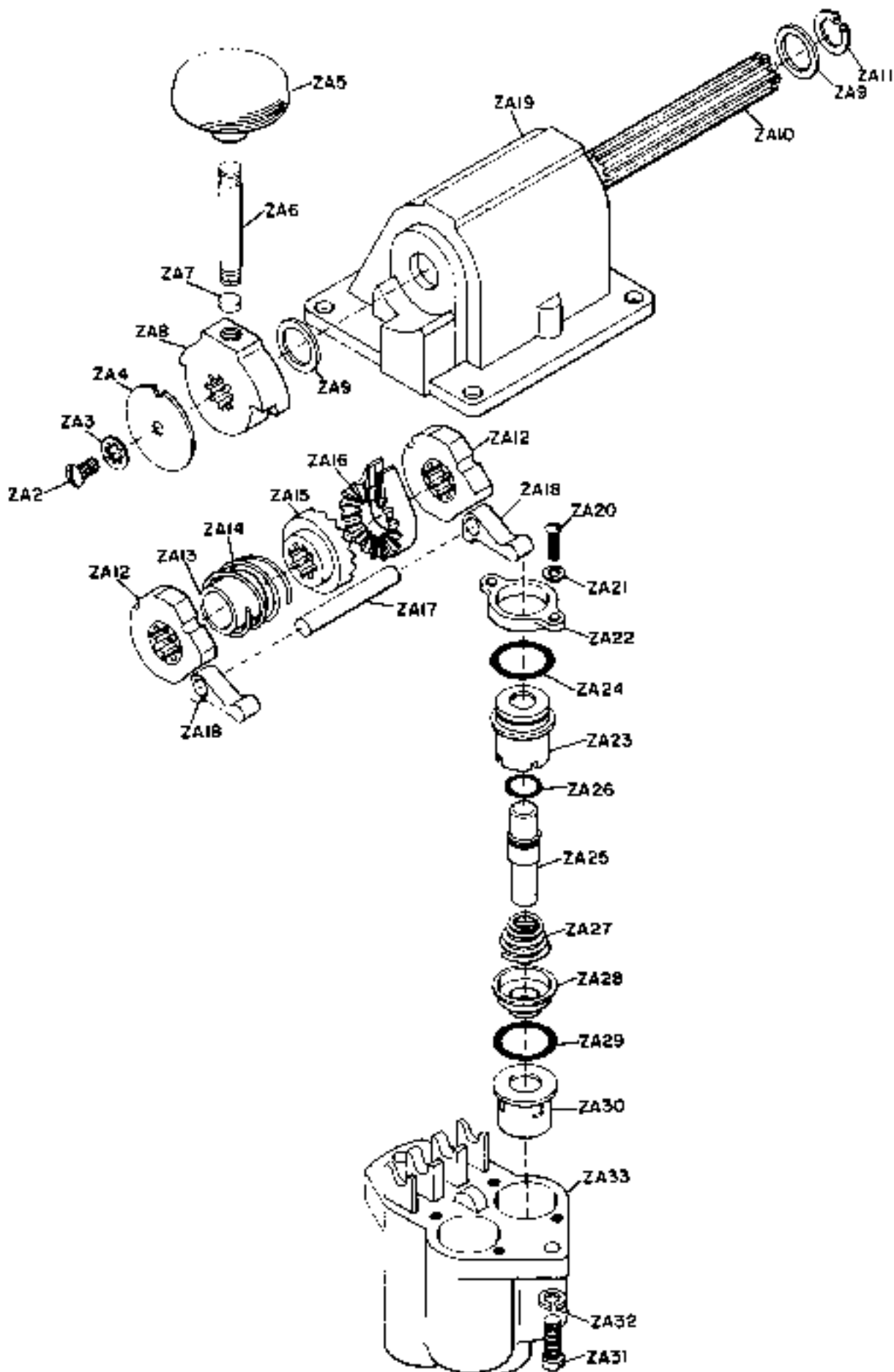
- (ZA412)
- (ZA413)
- (ZA415)
- (ZA769)
- (ZA1874)
- (ZA1886)
- (29010062)
- (29039060)
- (29039625)
- (29039627)
- (29039628)
- ZA2516

CAT. REF.	PART NAME
ZA 2	WASHER
ZA 3	NAME PLATE
ZA 4	KNOB
ZA 5	HANDLE
ZA 6	PLUG
ZA 7	HUB
ZA 8	WASHER
ZA 9	SHAFT
ZA 10	RING
ZA 11	CAM
ZA 12	SPACER
ZA 13	SCREW
ZA 14	ARBOR
ZA 15	PIN
ZA 16	FOLLOWER
ZA 17	HOUSING
ZA 18	SPRING
ZA 19	SCREW
ZA 20	WASHER
ZA 21	FLANGE
ZA 22	GUIDE
ZA 23	O-RING
ZA 24	PLUNGER
ZA 25	O-RING
ZA 26	SPRING
ZA 27	SEAT
ZA 28	O-RING
ZA 29	SUPPLY VALVE ASSEMBLY
ZA 30	SCREW
ZA 31	LOCKWASHER
ZA 32	BODY
	MINOR REPAIR KIT- IN-
	CLUDES ZA23, ZA25 THRU
	ZA29
	MAJOR REPAIR KIT- IN-
	CLUDES ZA22 THRU ZA29



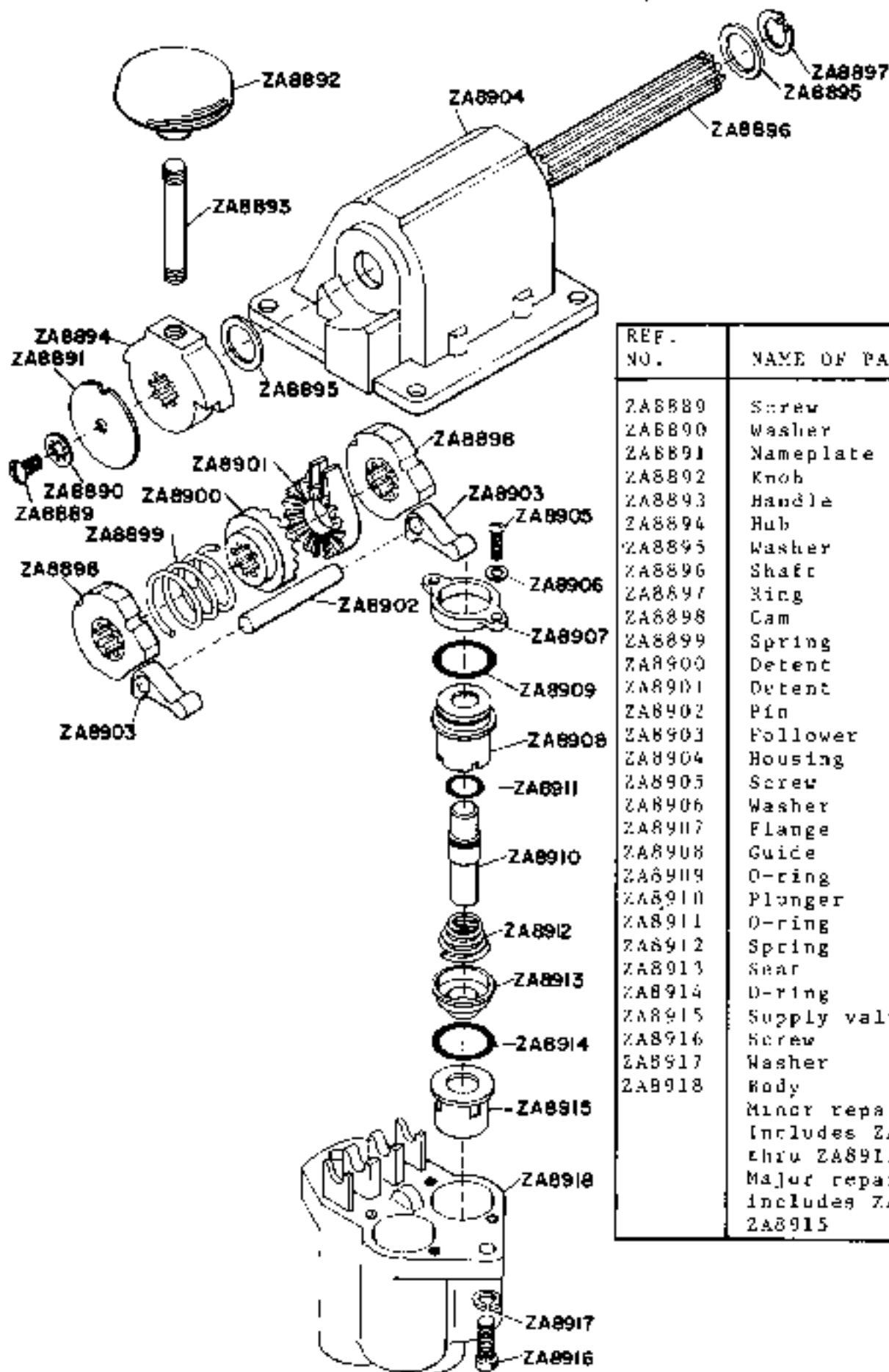
(ZA320)
 (ZA1193)
 (29043420)
 ZA2517

REF. NO.	NAME OF PART	REF. NO.	NAME OF PART
ZA2	Screw	ZA20	Screw
ZA3	Washer	ZA21	Washer
ZA4	Name plate	ZA22	Flange
ZA5	Knob	ZA23	Guide
ZA6	Handle	ZA24	O-ring
ZA7	Plug	ZA25	Plunger
ZA8	Hub	ZA26	O-ring
ZA9	Washer	ZA27	Spring
ZA10	Shaft	ZA28	Seat
ZA11	Ring	ZA29	O-ring
ZA12	Cam	ZA30	Supply valve assembly
ZA13	Spacer	ZA31	Screw
ZA14	Spring	ZA32	Washer
ZA15	Detent	ZA33	Body
ZA16	Detent	ZA386	Valve complete
ZA17	Pin	ZA1280	Valve complete
ZA18	Follower	ZA1336	Valve complete
ZA19	Housing		Minor repair kit-includes ZA24, ZA26 thru ZA30 Major repair kit-includes ZA23 thru ZA30



WESTINGHOUSE AIR BRAKE
PILOTAIR VALVE

(ZA386)
(ZA1280)
(ZA1336)
ZA2518



REF. NO.	NAME OF PART
ZA8889	Screw
ZA8890	Washer
ZA8891	Nameplate
ZA8892	Knob
ZA8893	Handle
ZA8894	Hub
ZA8895	Washer
ZA8896	Shaft
ZA8897	Ring
ZA8898	Cam
ZA8899	Spring
ZA8900	Detent
ZA8901	Detent
ZA8902	Pin
ZA8903	Follower
ZA8904	Housing
ZA8905	Screw
ZA8906	Washer
ZA8907	Flange
ZA8908	Guide
ZA8909	O-ring
ZA8910	Plunger
ZA8911	O-ring
ZA8912	Spring
ZA8913	Sear
ZA8914	O-ring
ZA8915	Supply valve assembly
ZA8916	Screw
ZA8917	Washer
ZA8918	Body
	Minor repair kit-
	Includes ZA8910, ZA8911
	thru ZA8915
	Major repair kit-
	includes ZA8908 thru
	ZA8915