



SL50W系列轮式装载机 零部件图册

SHANTUI

山推工程机械股份有限公司
SHANTUI CONSTRUCTION MACHINERY CO.,LTD

前 言

本零件图册对SL50W、SL50W-2、SL50W-3三种型号轮式装载机的零件进行了综合编制。

发动机所属零件，详见发动机零件目录。

因产品改进所增减的零件，恕不另行通知，以后再版时修订，请用户谅解。

FOREWORD

This atlas includes the general parts and special parts of three models of loader SL50W, SL50W-2 and SL50W-3.

With regard to parts of engine see "Parts Book of Engine."

Due to continuous research and improvement. Some parts may be changed without notice. Please consult your SHANTUI distributor for items you may require.



目录

传动系统	1
DRIVE SYSTEM.....	1
第1图 传动系统.....	2
FIG.1 DRIVE SYSTEM.....	2
第2图 SL50W-3传动系统.....	4
FIG.2 DRIVE SYSTEM.....	4
第3图 变矩器联接	8
FIG.3 TORQUE CONVERTER CONNECTION.....	8
第4图 变矩器联接(配康明斯6CTA8.3-C215发动机)	10
FIG.4 TORQUE CONVERTER CONNECTION(FOR CUMMINS ENGINE).....	10
第5图 SL50W-3变矩器联接(配潍柴WD10G220E21发动机)	12
FIG.5 TORQUE CONVERTER CONNECTION(FOR WEICHAI ENGINE)	12
第6图 SL50W-3变矩器联接(配上柴SC11CB220G2B1发动机)	14
FIG.6 TORQUE CONVERTER CONNECTION(FOR SHANGCHAI ENGINE)	14
第7图 SL50W-3变矩器联接(配康明斯6CTA8.3-C215发动机)	16
FIG.7 TORQUE CONVERTER CONNECTION(FOR CUMMINS ENGINE).....	16
第8图 液力变矩器(370801)	18
FIG.8 HYDRAULIC TORQUE CONVERTER	18
第9图 YJSW315-6液力变矩器	20
FIG.9 HYDRAULIC TORQUE CONVERTER.....	20
第10图 4WY315A液力变矩器	24
FIG.10 HYDRAULIC TORQUE CONVERTER	24
第11图 变速箱箱体部件(杭州前进).....	28
FIG.11 GEARBOX CASE PART(HANGZHOU ADVANCE)	28
第12图 变速箱一轴总成(杭州前进)	30
FIG.12 GEARBOX ONE SHAFT ASSY.(HANGZHOU ADVANCE)	30
第13图 变速箱二轴及行星排部件(杭州前进)	32
FIG.13 GEARBOX TWO SHAFT AND PLANET LINE PART(HANGZHOU ADVANCE)	32
第14图 变速箱二轴总成(杭州前进)	36
FIG.14 GEARBOX TWO SHAFT ASSY.(HANGZHOU ADVANCE).....	36
第15图 变速箱三轴总成(杭州前进)	38
FIG.15 GEARBOX THREE SHAFT ASSY.(HANGZHOU ADVANCE)	38
第16图 变速箱四轴总成(杭州前进)	40
FIG.16 GEARBOX FOUR SHAFT ASSY.(HANGZHOU ADVANCE)	40
第17图 变速箱齿轮泵(杭州前进).....	42
FIG.17 GEARBOX GEAR PUMP(HANGZHOU ADVANCE)	42

第18图 变速箱油底壳(杭州前进).....	44
FIG.18 GEARBOX OIL SUMP TANK(HANGZHOU ADVANCE).....	44
第19图 变速箱总成1(370801).....	46
FIG.19 GEARBOX ASSEMBLY 1.....	46
第20图 变速箱总成2(370801).....	48
FIG.20 GEARBOX ASSEMBLY 2.....	48
第21图 变速箱总成3 (370801)	52
FIG.21 GEARBOX ASSEMBLY 3.....	52
第22图 4WG180变速箱箱体部件.....	56
FIG.22 FIG.5 GEARBOX CASE PART.....	56
第23图 4WG180变速箱输出部件.....	58
FIG.23 GEARBOX OUTPUT PART.....	58
第24图 4WG180变速箱操纵部件.....	60
FIG.24 GEARBOX CONTROL PART.....	60
第25图 4WG180变速箱惰轮部件.....	62
FIG.25 GEARBOX IDLER PART.....	62
第26图 4WG180变速箱停车制动部件.....	64
FIG.26 GEARBOX PARK BRAKE PART.....	64
第27图 4WG180变速箱压力阀部件.....	66
FIG.27 GEARBOX PRESSURE VALVE PART.....	66
第28图 4WG180变速箱吸油管部件.....	68
FIG.28 GEARBOX OIL SUCTION PIPE PART.....	68
第29图 4WG180变速箱传感器部件.....	70
FIG.29 GEARBOX SENSOR PART.....	70
第30图 4WG180变速箱发动机连接部件.....	72
FIG.30 GEARBOX ENGINE CONNECT PART.....	72
第31图 4WG180变速箱加油管部件.....	74
FIG.31 GEARBOX OIL FILLING PIPE PART.....	74
第32图 4WG180变速箱滤油器部件.....	76
FIG.32 FIG.15 Gearbox Oil-filter Part.....	76
第33图 4WG180变速箱KV+K1离合器部件一.....	78
FIG.33 KV+K1 CLUTCH PART1.....	78
第34图 4WG180变速箱KR+K2离合器部件.....	82
FIG.34 KR+K2 CLUTCH PART2.....	82
第35图 4WG180变速箱K3+K4离合器部件三.....	86
FIG.35 K3+K4 CLUTCH PART3.....	86
第36图 4WG180变速箱取力器部件一.....	90
FIG.36 GEARBOX PTO PART 1.....	90

第37图 4WG180变速箱取力器部件二	92
FIG.37 GEARBOX PTO PART 2	92
第38图 4WG180变速箱操纵阀部件	94
FIG.38 Gearbox Control Valve Part.....	94
第39图 4WG180变速箱输入部件.....	98
FIG.39 Gearbox Input Part	98
第40图 变速操纵系统.....	100
FIG.40 GEARSHIFT CONTROL SYSTEM.....	100
第41图 ZL50M 驱动桥总成	102
FIG.41 DRIVE AXLE ASSEMBLY.....	102
第42图 ZL50M主传动总成	104
FIG.42 MAIN TRANSMISSION ASSEMBLY	104
第43图 ZL50M轮边总成	108
FIG.43 PLANETARY ASSEMBLY.....	108
第44图 ZL50M制动钳总成	112
FIG.44 BRAKE ASSEMBLY	112
第45图 驱动桥总成(370801).....	114
FIG.45 DRIVE AXLE ASSEMBLY.....	114
第46图 主传动总成(370801).....	116
FIG.46 MAIN TRANSMISSION ASSEMBLY	116
第47图 轮边总成(370801).....	120
FIG.47 PLANETARY ASSEMBLY.....	120
第48图 制动钳总成(370801).....	124
FIG.48 BRAKE ASSEMBLY	124
第49图 C216BRA前桥总成.....	126
FIG.49 FRONT AXLE ASSEMBLY	126
第50图 C216BSA 后桥总成	128
FIG.50 REAR AXLE ASSEMBLY.....	128
第51图 桥壳总成	130
FIG.51 HOUSING ASSEMBLY	130
第52图 主减速器总成.....	132
FIG.52 CARRIER ASSEMBLY	132
第53图 差速器总成	134
FIG.53 Diff. Assembly.....	134
第54图 轮边减速器总成	136
FIG.54 PLANETARY ASSEMBLY.....	136
第55图 制动器总成	140
FIG.55 BRAKE ASSEMBLY	140

第56图 轮胎轮辋总成	142
FIG.56 TYRE & RIM ASSEMBLY	142
制动系统	145
BRAKE SYSTEM.....	145
第57图 前桥制动管路.....	146
FIG.57 FRONT AXLE BRAKE PIPING	146
第58图 手制动管路	148
FIG.58 HAND BRAKE PIPING	148
第59图 后桥制动管路.....	150
FIG.59 REAR AXLE BRAKE PIPING	150
第60图 XZ60空气加力泵.....	154
FIG.60 AIR BOOSTING PUMP	154
第61图 XM60空气加力泵	156
FIG.61 AIR BOOSTING PUMP	156
第62图 储气筒总成	158
FIG.62 AIR CYLINDER ASSEMBLY.....	158
行车液压系统	161
TRANSMISSION HYDRAULIC SYSTEM.....	161
第63图 行车液压系统.....	162
FIG.63 TRANSMISSION HYDRAULIC SYSTEM.....	162
第64图 SL50W-3 行车液压系统	166
FIG.64 TRANSMISSION HYDRAULIC SYSTEM.....	166
第65图 滤清器总成(新乡美林).....	168
FIG.65 FILTER ASSEMBLY(XIN XIANG MEILIN).....	168
第66图 滤清器总成(徐州新星).....	170
FIG.66 FILTER ASSEMBLY(XUZHOU XINXING)	170
转向系统	173
STEERING SYSTEM	173
第67图 转向缸管路	174
FIG.67 STEERING CYLINDER PIPING.....	174
第68图 转向器管路	176
FIG.68 STEERING DEVICE PIPING.....	176
第69图 SL50W转向泵/卸荷阀管路.....	178
FIG.69 STEERING PUMP/UNLOADING VALVE PIPING	178
第70图 SL50W-2转向泵/优先阀管路.....	182
FIG.70 STEERING PUMP/ PRIORITY VALVE PIPING.....	182

第71图 SL50W-3转向泵/优先阀管路.....	186
FIG.71 STEERING PUMP/ PRIORITY VALVE PIPING.....	186
第72图 转向油缸(370901).....	190
FIG.72 STEERING CYLINDER.....	190
第73图 优先卸荷阀.....	192
FIG.73 PRIORITY UNLOADING VALVE.....	192
工作装置液压系统.....	195
WORKING DEVICE HYDRAULIC SYSTEM.....	195
第74图 翻斗缸管路.....	196
FIG.74 TIPPING CYLINDER PIPING.....	196
第75图 举升缸管路.....	198
FIG.75 LIFTING CYLINDER PIPING.....	198
第76图 举升缸管路(先导).....	202
FIG.76 LIFTING CYLINDER PIPING(PILOT).....	202
第77图 SL50W多路阀/工作泵管路.....	206
FIG.77 MULTIPLE UNIT VALVE /WORK PUMP PIPING.....	206
第78图 SL50W-2多路阀/工作泵管路.....	210
FIG.78 MULTIPLE UNIT VALVE/WORK PUMP PIPING.....	210
第79图 SL50W-3多路阀/工作泵管路.....	214
FIG.79 MULTIPLE UNIT VALVE/WORK PUMP PIPING.....	214
第80图 SL50W-3多路阀/工作泵管路(先导).....	218
FIG.80 MULTIPLE UNIT VALVE/WORK PUMP PIPING(PILOT).....	218
第81图 先导阀管路.....	222
FIG.81 PILOT VALVE PIPING.....	222
第82图 翻斗油缸(370901).....	226
FIG.82 TIPPING CYLINDER.....	226
第83图 举升油缸(370901).....	228
FIG.83 LIFTING CYLINDER.....	228
第84图 HDF32多路阀.....	230
FIG.84 MULTIPLE UNIT VALVE.....	230
第85图 JDF32多路阀.....	232
FIG.85 MULTIPLE UNIT VALVE.....	232
第86图 KF32多路阀.....	234
FIG.86 MULTIPLE UNIT VALVE.....	234
第87图 DXS单手柄先导阀.....	236
FIG.87 SINGLE HANDLE PILOT VALVE.....	236
第88图 DJS双手柄先导阀.....	238
FIG.88 DOUBLE HANDLE PILOT VALVE.....	238

第89图 D32液控多路阀.....	240
FIG.89 FIG. HYDRAULIC CONTROL MULTIPLE UNIT VALVE.....	240
第90图 YDF32液控多路阀.....	242
FIG.90 HYDRAULIC CONTROL MULTIPLE UNIT VALVE.....	242
第91图 工作阀操纵系统.....	244
FIG.91 WORK VALVE CONTROL SYSTEM.....	244
第92图 机油箱总成.....	246
FIG.92 ENGINE TANK ASSEMBLY.....	246
动力系统.....	249
POWER SYSTEM.....	249
第93图 发动机装置(配潍柴发动机).....	250
FIG.93 ENGINE DEVICE(FOR WEICHAI ENGINE).....	250
第94图 发动机装置(配上柴SC11CB220G2B1发动机).....	254
FIG.94 ENGINE DEVICE(FOR SHANGCHAI ENGINE).....	254
第95图 发动机装置(配康明斯6CTA8.3-C215发动机).....	258
FIG.95 ENGINE DEVICE(FOR CUMMINS ENGINE).....	258
第96图 燃油箱总成.....	262
FIG.96 FUEL TANK ASSEMBLY.....	262
工作装置及车架.....	265
WORKING DEVICE & FRAME.....	265
第97图 工作装置总成.....	266
FIG.97 WORK DEVICE ASSEMBLY.....	266
第98图 铲斗总成.....	270
FIG.98 BUCKET ASSEMBLY.....	270
第99图 前车架总成.....	272
FIG.99 FRONT FRAME ASSEMBLY.....	272
第100图 后车架总成.....	276
FIG.100 REAR FRAME ASSEMBLY.....	276
驾驶室和覆盖件.....	281
CAB AND ACCESSORIES.....	281
第101图 驾驶室总成.....	282
FIG.101 CAB ASSEMBLY.....	282
第102图 SDC驾驶室总成.....	284
FIG.102 CAB ASSEMBLY.....	284
第103图 SDC内饰件总成.....	286
FIG.103 DECORATION ASSEMBLY.....	286

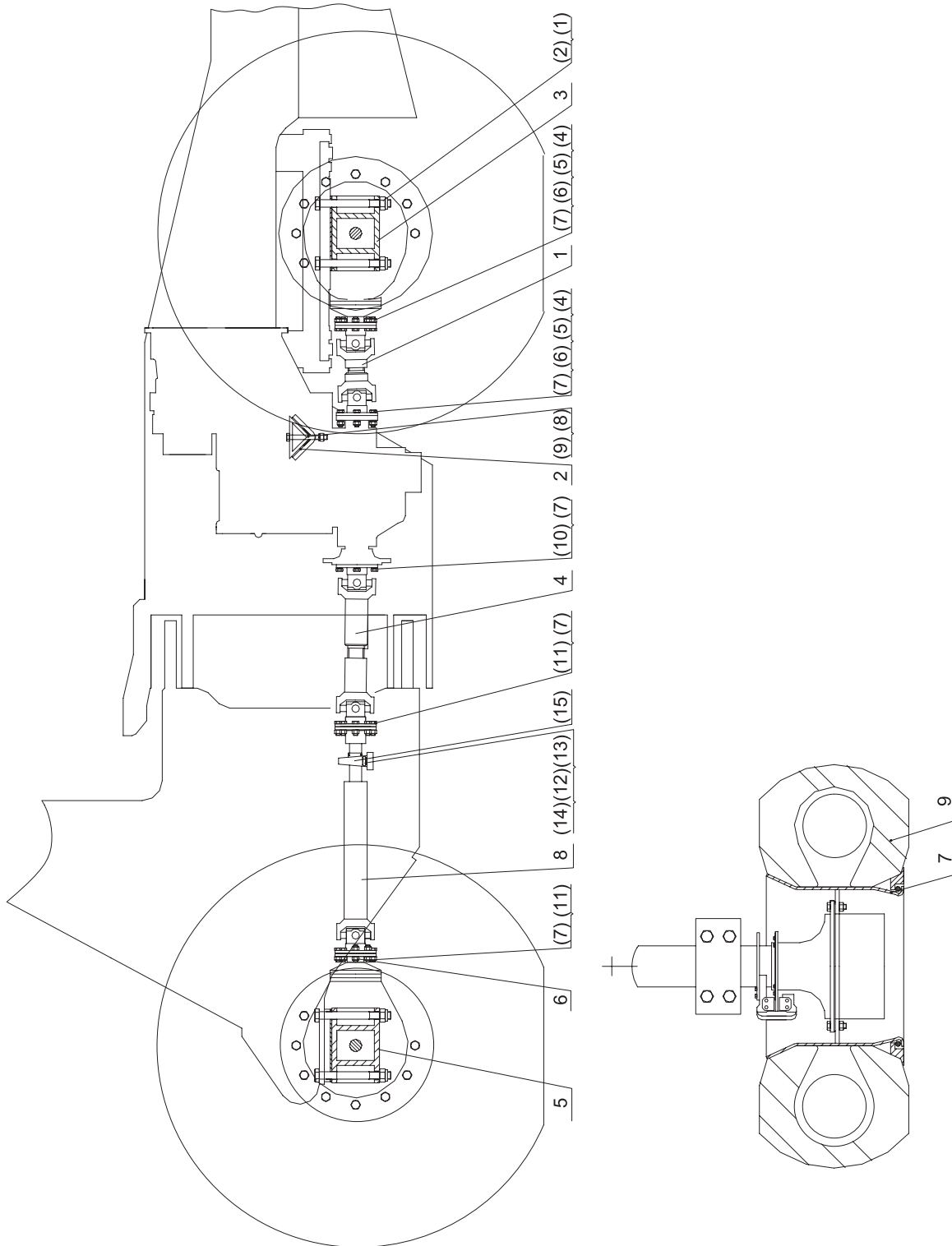
第104图 车体布置	288
FIG.104 BODYWORK COLLOCATION.....	288
第105图 地板总成	290
FIG.105 FLOOR ASSEMBLY	290
第106图 前罩	292
FIG.106 FRONT HOOD	292
第107图 后罩	294
FIG.107 REAR HOOD.....	294
第108图 发动机罩主体	296
FIG.108 ENGINE HOOD ASSEMBLY	296
操纵台及电器仪表.....	299
CONTROL PANNEL AND ELECTRIC INSTRUMENT	299
第109图 空调系统(配潍柴发动机).....	300
FIG.109 AIR CONDITIONER SYSTEM(FOR WEICHAH ENGINE).....	300
第110图 空调系统(配上柴SC11CB220G2B1发动机)	304
FIG.110 AIR CONDITIONER SYSTEM(FOR SHANGCHAI ENGINE).....	304
第111图 空调系统(配康明斯6CTA8.3-C215发动机)	308
FIG.111 AIR CONDITIONER SYSTEM(FOR CUMMINS ENGINE)	308
第112图 暖风系统(配潍柴发动机)	312
FIG.112 WARM BRAW SYSTEM(FOR WEICHAH ENGINE).....	312
第113图 暖风系统(配上柴SC11CB220G2B1发动机)	314
FIG.113 WARM BRAW SYSTEM(FOR SHANGCHAI ENGINE).....	314
第114图 暖风系统(配康明斯6CTA8.3-C215发动机).....	316
FIG.114 WARM BRAW SYSTEM(FOR CUMMINS ENGINE)	316
第115图 电气系统	318
FIG.115 ELECTRICAL SYSTEM.....	318
第116图 SL50W-3电气系统	324
FIG.116 ELECTRICAL SYSTEM.....	324
第117图 仪表台(徐州思达).....	330
FIG.117 INSTRUMENT DESK(Xuzhou SIDA)	330
第118图 仪表台(江苏华骋).....	332
FIG.118 INSTRUMENT DESK (Jiangsu HUACHENG)	332



传 动 系 统

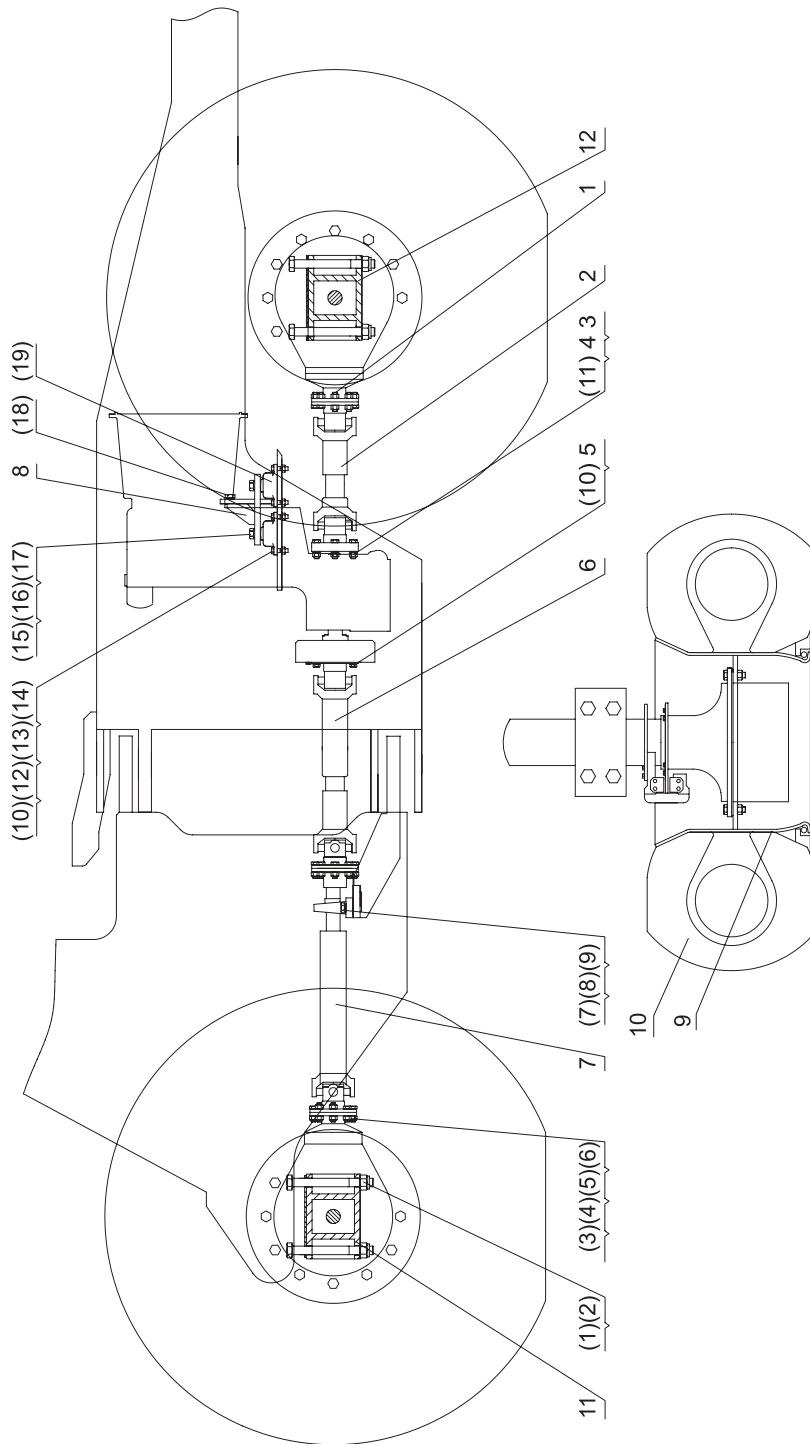
DRIVE SYSTEM

第1图 传动系统 FIG.1 DRIVE SYSTEM



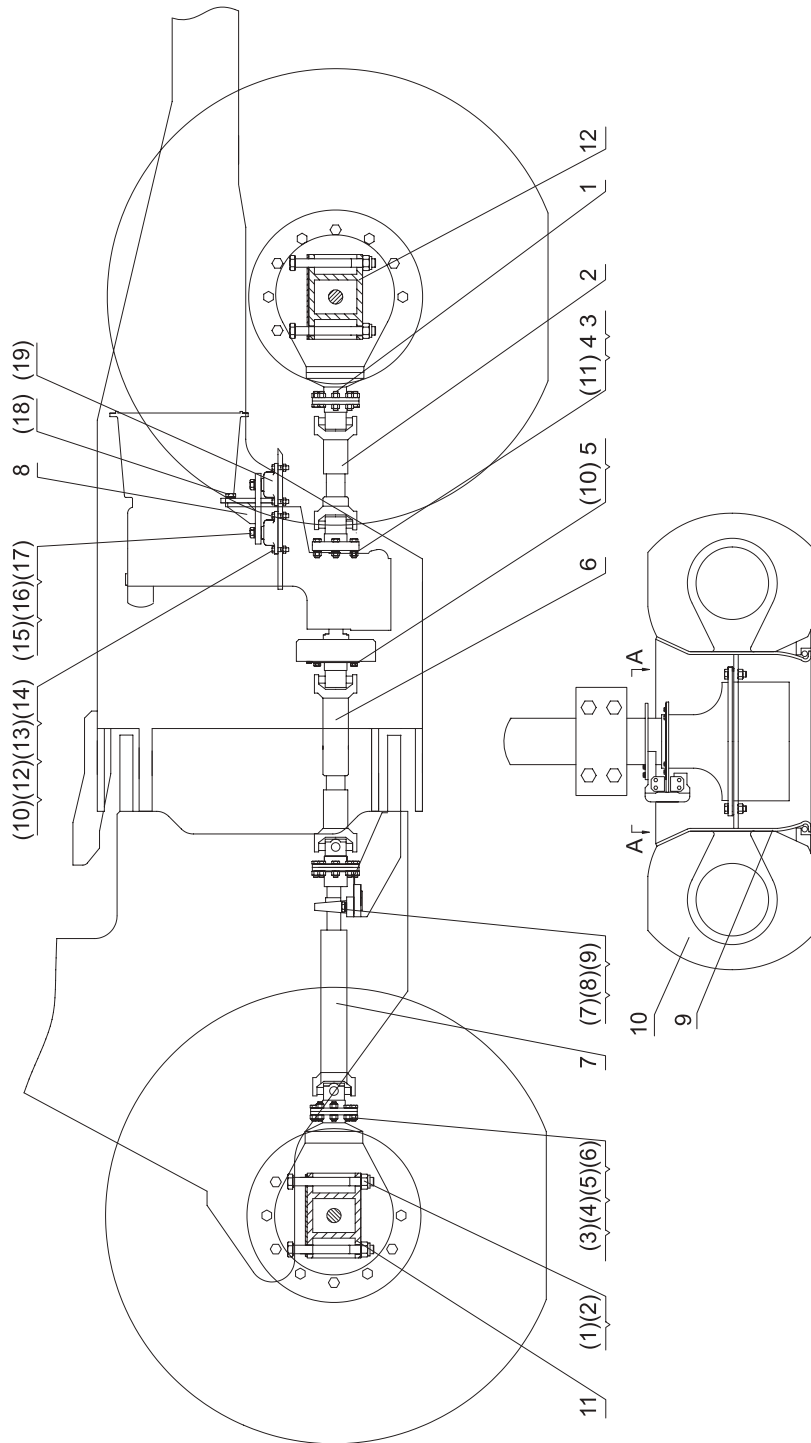
序号 NO.	部件号 PART NO.	零件名称 PART NAME		数量 Q'TY
1	ZL50G3-04001	后传动轴总成	Rear drive shaft assy.	1
2	ZL50G3-04002	变速箱减震垫	Gearbox damper pad	2
3	ZL50G2-04200	后驱动桥	Rear drive axle	1
4	ZL50G3-04004	中间传动轴总成	Middle drive shaft assy.	1
5	ZL50G2-04100	前驱动桥	Front drive axle	1
6	ZL50G2-04001	双头螺柱	Double-screw bolt	4
7	ZL50G2-04008	轮辋总成	Rim assy.	4
8	ZL50G3-04009	前传动轴总成	Front drive shaft assy.	1
9	ZL50G2-04010	轮胎总成23.5-25-16PR	Tyre assy.	4
(1)	GB889 M30×2	螺母 M30×2	Nut	16
(2)	GB5785 M30×2×270	螺栓 M30×2×270	Bolt	16
(4)	GB95 16	平垫16	Flat washer	8
(5)	GB6171 M16×1.5	螺母 M16×1.5	Nut	36
(6)	GB5785 M16×1.5×50	螺栓 M16×1.5×50	Bolt	16
(7)	GB93 16	弹垫16	Spring washer	44
(8)	GB5782 M18×1.5×140	螺栓 M18×1.5×140	Bolt	2
(9)	GB889 M18×1.5	螺母 M18×1.5	Nut	2
(10)	GB5786 M16×1.5×35	螺栓 M16×1.5×35	Bolt	8
(11)	GB5785 M16×1.5×45	螺栓 M16×1.5×45	Bolt	12
(12)	GB93 20	弹垫20	Spring washer	2
(13)	GB5783 M20×55	螺栓 M20×55	Bolt	2
(14)	GB95 20	垫圈20	Washer	2
(15)	UCP212	立式座轴承	Bearing	1

第2图 SL50W-3传动系统
FIG.2 DRIVE SYSTEM



序号 NO.	部件号 PART NO.	零件名称 PART NAME		数量 Q'TY
1	ZL50G2-04001	双头螺柱	Double-screw bolt	8
2	DG956W II -04002	后传动轴总成	Rear drive shaft assy.	1
3	DG956W II -04003	螺栓M12 × 1.25	Bolt	8
4	DG956W II -04004	螺母M12 × 1.25	Nut	8
5	DG956W II -04005	螺栓M14 × 1.5	Bolt	8
6	DG956W II -04006	中间传动轴总成	Middle drive shaft assy.	1
7	DG956W II -04007A	前传动轴总成	Front drive shaft assy.	1
8	DG956W II -04008	支架	Bracket	1
9	ZL50G2-04008	轮辋总成	Rim assy.	4
10	ZL50G2-04010	轮胎总成	Tyre assy.	4
11	ZL50G2-04100	前驱动桥	Front axle	1
12	ZL50G2-04200	后驱动桥	Rear axle	1

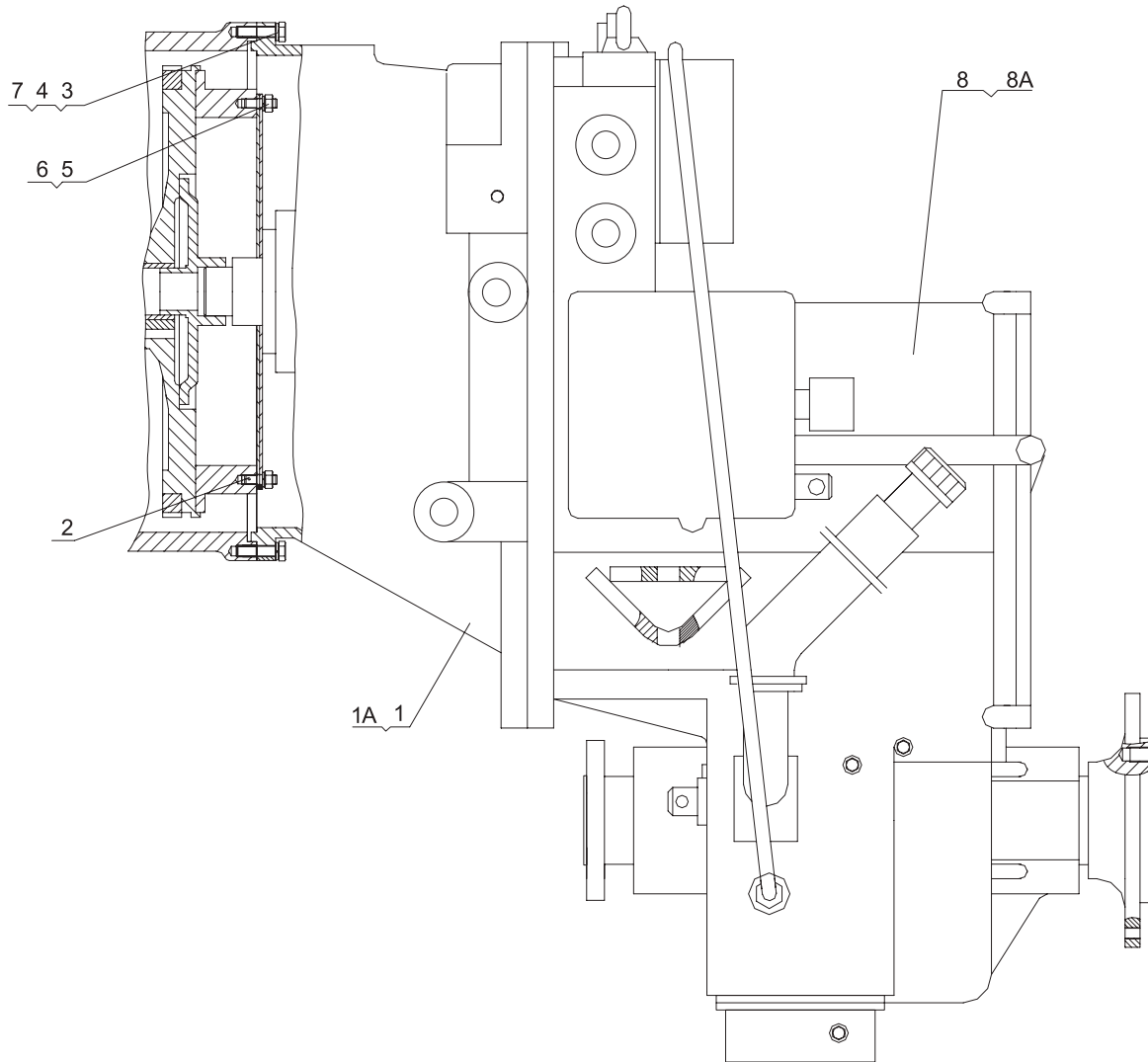
第2图 SL50W-3传动系统
FIG.2 DRIVE SYSTEM



序号 NO.	部件号 PART NO.	零件名称 PART NAME	数量 Q'TY
(1)	GB889 M30×2×270	螺栓M30×2×270 Bolt	16
(2)	GB889 M30×2	螺母M30×2 Nut	16
(3)	GB93 16	垫圈16 Washer	32
(4)	GB95 16	垫圈16 Washer	8
(5)	GB5785 M16×1.5×45	螺栓M16×1.5×45 Bolt	16
(6)	GB6171 M16×1.5	螺母M16×1.5 Nut	32
(7)	GB95 20	垫圈20 Washer	2
(8)	GB5782 M20×55	螺栓M20×55 Bolt	2
(9)	GB93 20	垫圈20 Washer	2
(10)	GB93 14	垫圈14 Washer	16
(11)	GB93 12	垫圈12 Washer	8
(12)	GB6170 M14	螺母M14 Nut	8
(13)	GB5783 M14×50	螺栓 M14×50 Bolt	8
(14)	GB95 14	垫圈14 Washer	8
(15)	GB5783 M22×60	螺栓M22×60 Bolt	4
(16)	GB95 22	垫圈22 Washer	4
(17)	GB93 22	垫圈22 Washer	4
(18)	GB5783 M20×65	螺栓M20×65 Bolt	4
(19)	EA220	减震器 Shock damper	4

第3图 变矩器联接

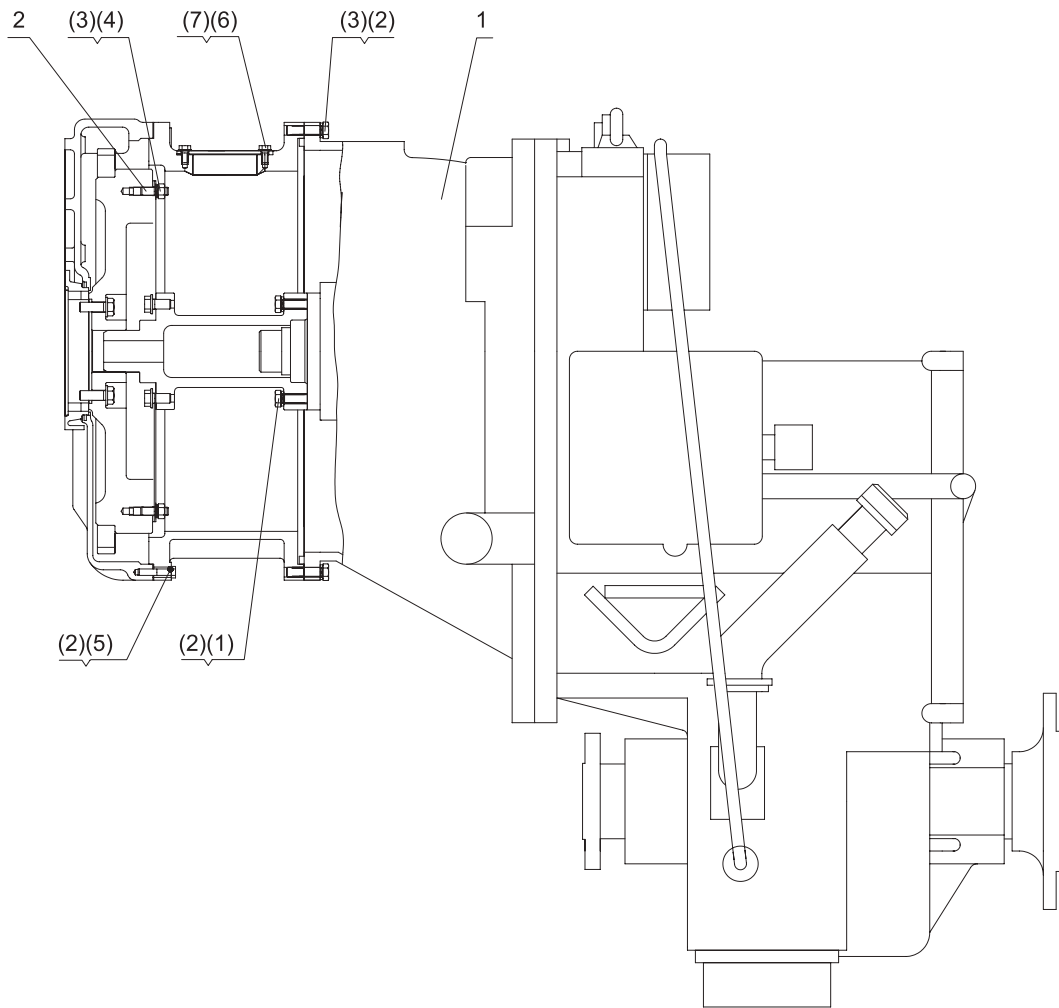
FIG.3 TORQUE CONVERTER CONNECTION



序号 NO.	部件号 PART NO.	零件名称 PART NAME		数量 Q'TY
1	ZL50G3-02100A	液力变矩器(配潍柴)	Hydraulic torque converter(for WEICHAI)	1
1A	4WY315A	液力变矩器	Hydraulic torque converter	1
	YJSW315-6	液力变矩器	Hydraulic torque converter	1
2	ZL50G3-02001	双头螺柱	Double-screw bolt	12
3	GB5783 M12×45	螺栓 M12×45	Bolt	10
4	GB93 12	弹垫12	Spring washer	12
5	GB6171 M10×1	螺母 M10×1	Nut	12
6	GB93 10	弹垫10	Spring washer	12
7	GB5783 M12×40	螺栓 M12×40	Bolt	2
8	ZL50G3-03300A	液力变速器(配潍柴)	Hydraulic transmission(for WEICHAI)	1
8A	ZL50B-011	液力变速器(配潍柴)	Hydraulic transmission(for WEICHAI)	1
	ZL50X32	液力变速器	Hydraulic transmission	1

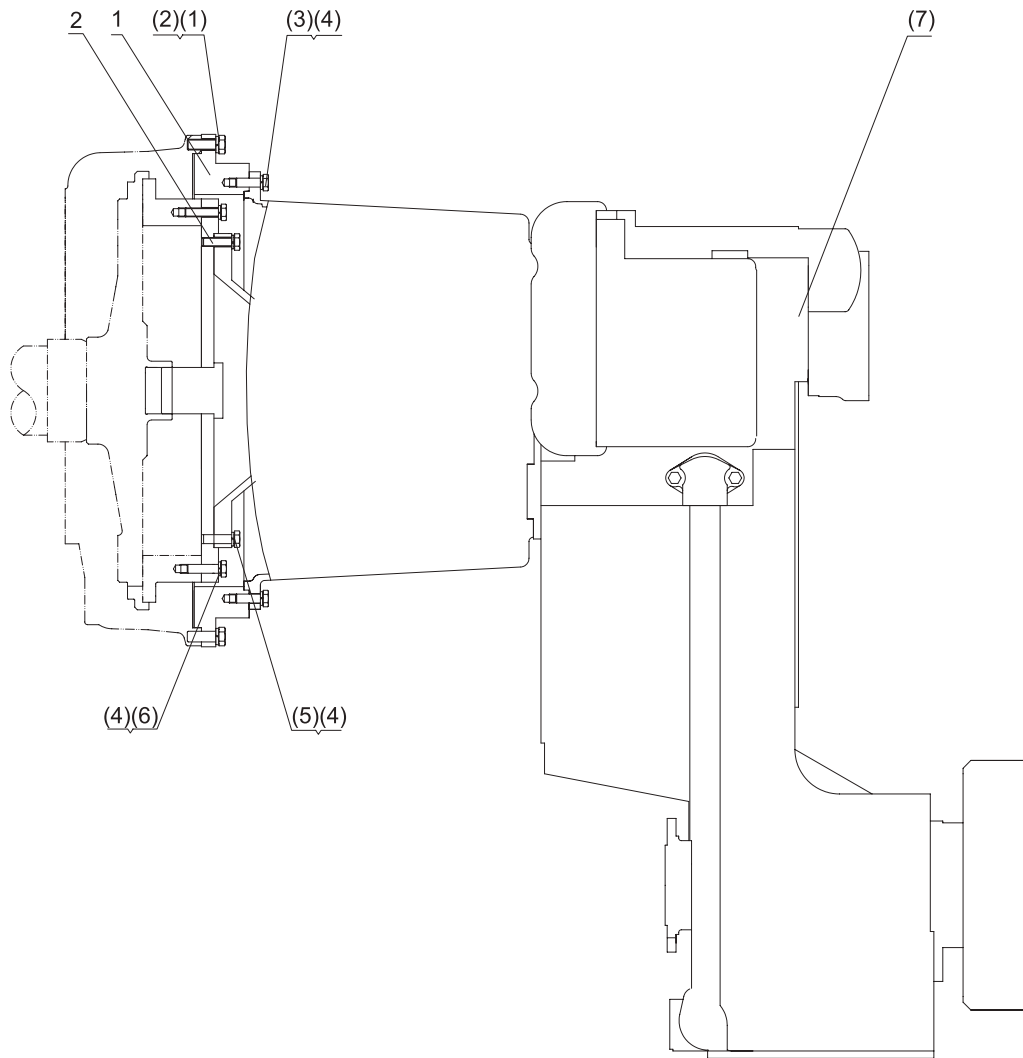
第4图 变矩器联接(配康明斯6CTA8.3-C215发动机)

FIG.4 TORQUE CONVERTER CONNECTION(FOR CUMMINS ENGINE)



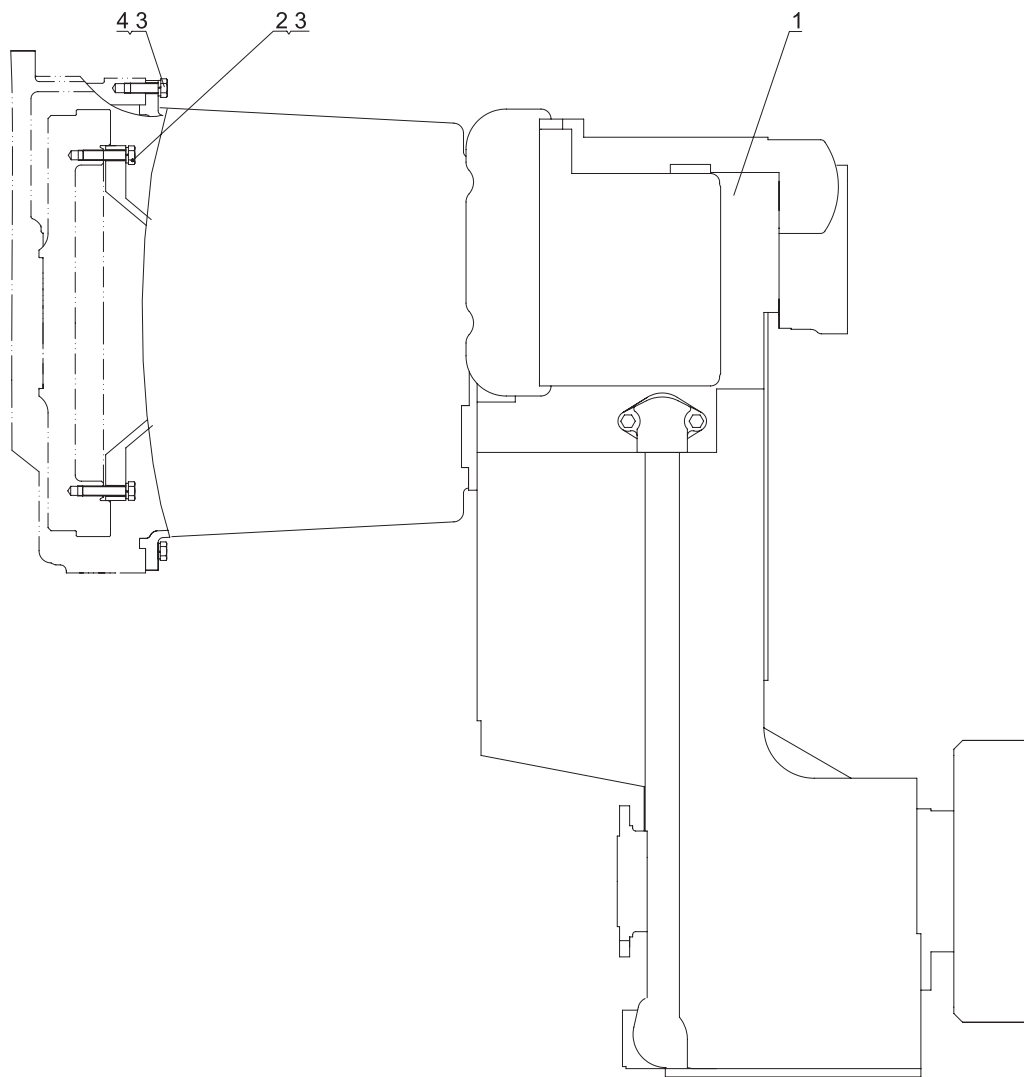
序号 NO.	部件号 PART NO.	零件名称 PART NAME		数量 Q'TY
1	ZL50X32	液力机械变速箱	Transmission	1
2	ZL50G3-02001	双头螺柱	Double-screw bolt	12
(1)	GB5783 M12 × 45	螺栓M12 × 45	Bolt	12
(2)	GB93 12	弹垫12	Spring washer	36
(3)	GB6171 M10 × 1	螺母M10 × 1	Nut	12
(4)	GB93 10	弹垫10	Spring washer	12
(5)	GB5783 M12 × 50	螺栓M12 × 50	Bolt	24
(6)	GB93 8	弹垫8	Spring washer	4
(7)	GB5783 M8 × 15	螺栓M8 × 15	Bolt	4

第5图 SL50W-3变矩器联接(配潍柴WD10G220E21发动机)
 FIG.5 TORQUE CONVERTER CONNECTION(FOR WEICHAI ENGINE)



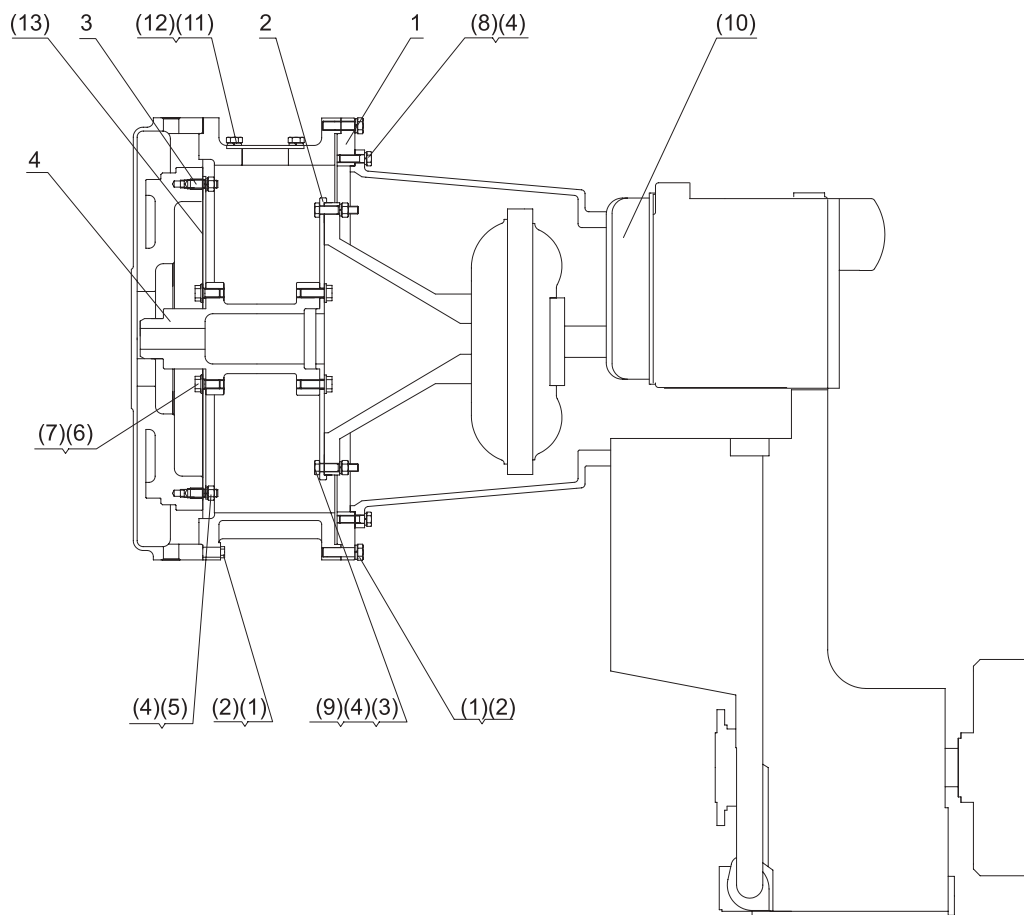
序号 NO.	部件号 PART NO.	零件名称 PART NAME		数量 Q'TY
1	DG956W7-02001	飞轮壳连接盘	Connection disc,flywheel housing	1
2	DG956W7-02002	飞轮连接盘	Flywheel connection disc	1
(1)	GB5783 M12×35	螺栓M12×35	Bolt	12
(2)	GB93 12	弹垫12	Spring washer	12
(3)	GB5783 M10×30	螺栓M10×30	Bolt	12
(4)	GB93 10	弹垫10	Spring washer	32
(5)	GB5783 M10×35	螺栓M10×35	Bolt	8
(6)	GB5786 M10×1×40	螺栓M10×1×40	Bolt	12
(7)	WG180	变速器总成	Transmission assy.	1

第6图 SL50W-3变矩器联接(配上柴SC11CB220G2B1发动机)
FIG.6 TORQUE CONVERTER CONNECTION(FOR SHANGCHAI ENGINE)



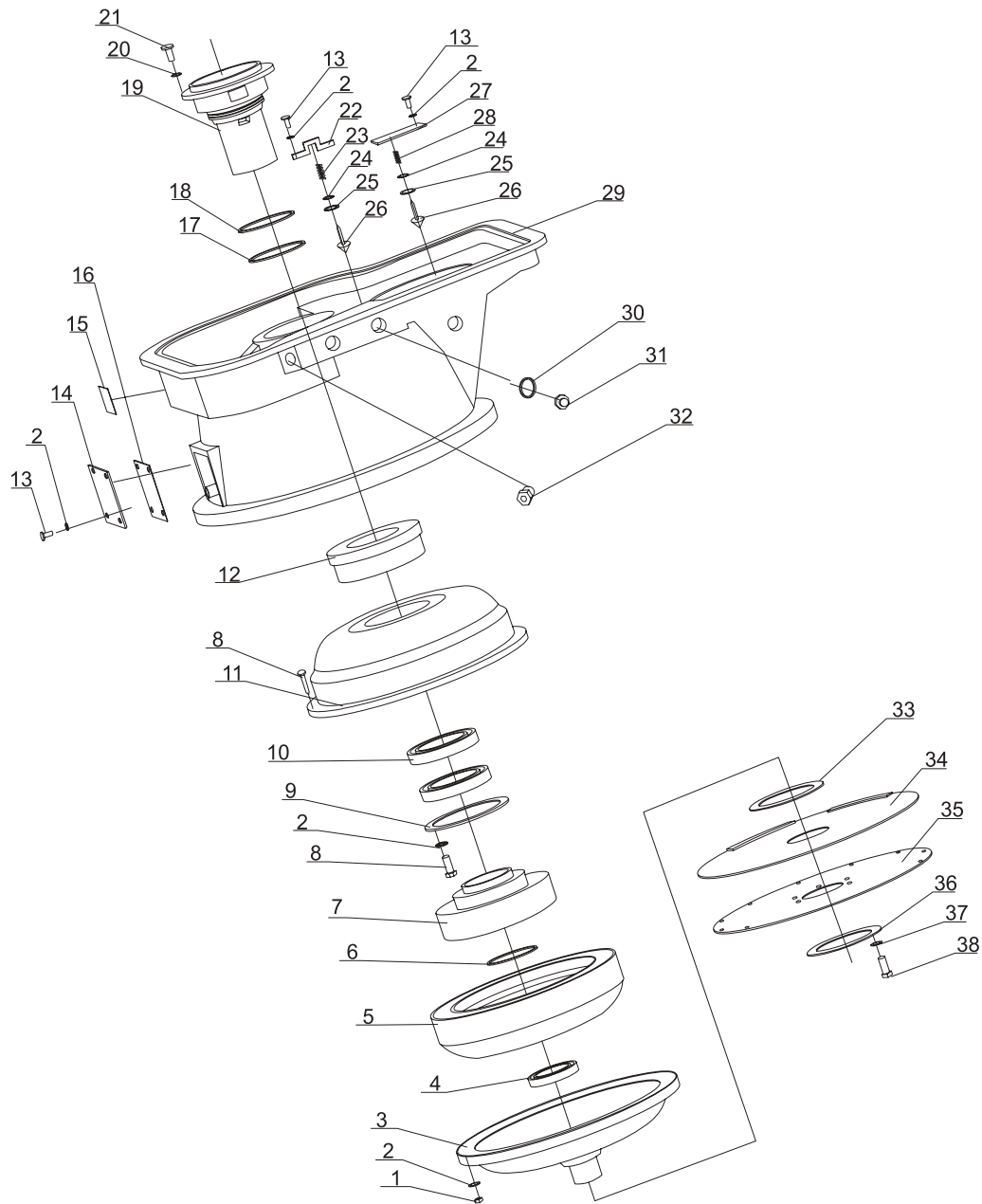
序号 NO.	部件号 PART NO.	零件名称 PART NAME		数量 Q'TY
1	WG180	变速器总成	Transmission assy	1
2	GB5786 M10×1×40	螺栓M10×1×40	Bolt	8
3	GB93 10	弹垫10	Spring washer	20
4	GB5783 M10×40	螺栓M10×40	Bolt	12

第7图 SL50W-3变矩器联接(配康明斯6CTA8.3-C215发动机)
 FIG.7 TORQUE CONVERTER CONNECTION(FOR CUMMINS
 ENGINE)



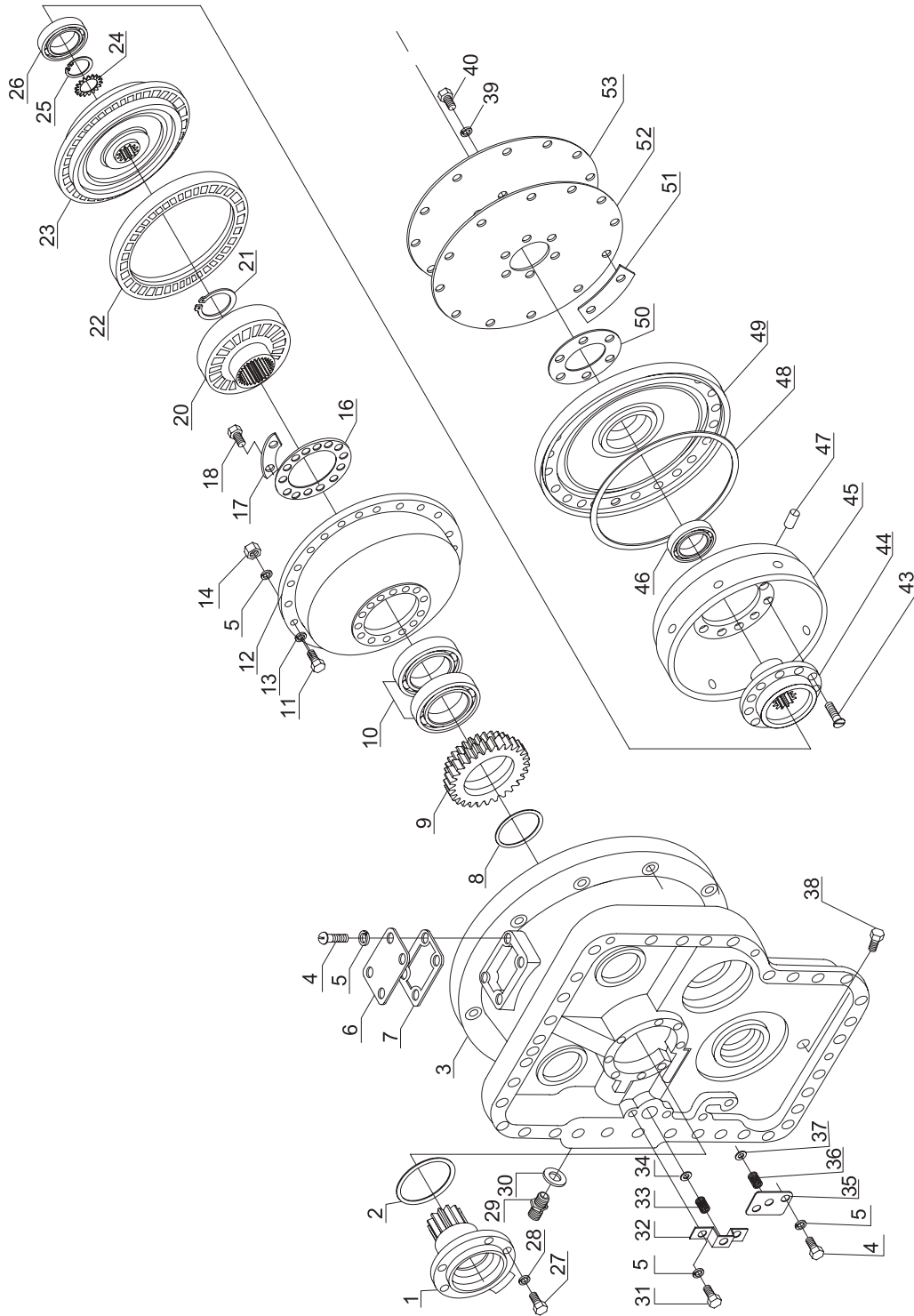
序号 NO.	部件号 PART NO.	零件名称 PART NAME		数量 Q'TY
1	DG956WV-02001	过渡盘	Transition disc	1
2	DG956WV-02002	联接盘	Connection disc	1
3	ZL50G3-02001	双头螺柱	Double-screw bolt	12
4	DG956WV-02005	飞轮过渡轴	Flywheel transition shaft	1
(1)	GB5783 M12×50	螺栓M12×50	Bolt	24
(2)	GB93 12	弹垫12	Spring washer	24
(3)	GB5783 M10×45	螺栓M10×45	Bolt	8
(4)	GB93 10	弹垫10	Spring washer	32
(5)	GB6171 M10×1	螺母M10×1	Nut	12
(6)	GB5783 M12×30	螺栓M12×30	Bolt	12
(7)	GB95 12	平垫12	Flat washer	12
(8)	GB5783 M10×35	螺栓M10×35	Bolt	12
(9)	GB6170 M10	螺母M10	Nut	8
(10)	WG180	变速器总成	Transmission assy.	1
(11)	GB5783 M8×15	螺栓M8×15	Bolt	4
(12)	GB93 8	弹垫8	Spring washer	4
(13)	402202	弹性连接盘	Elastic connection disc	1

第8图 液力变矩器(370801)
 FIG.8 HYDRAULIC TORQUE CONVERTER



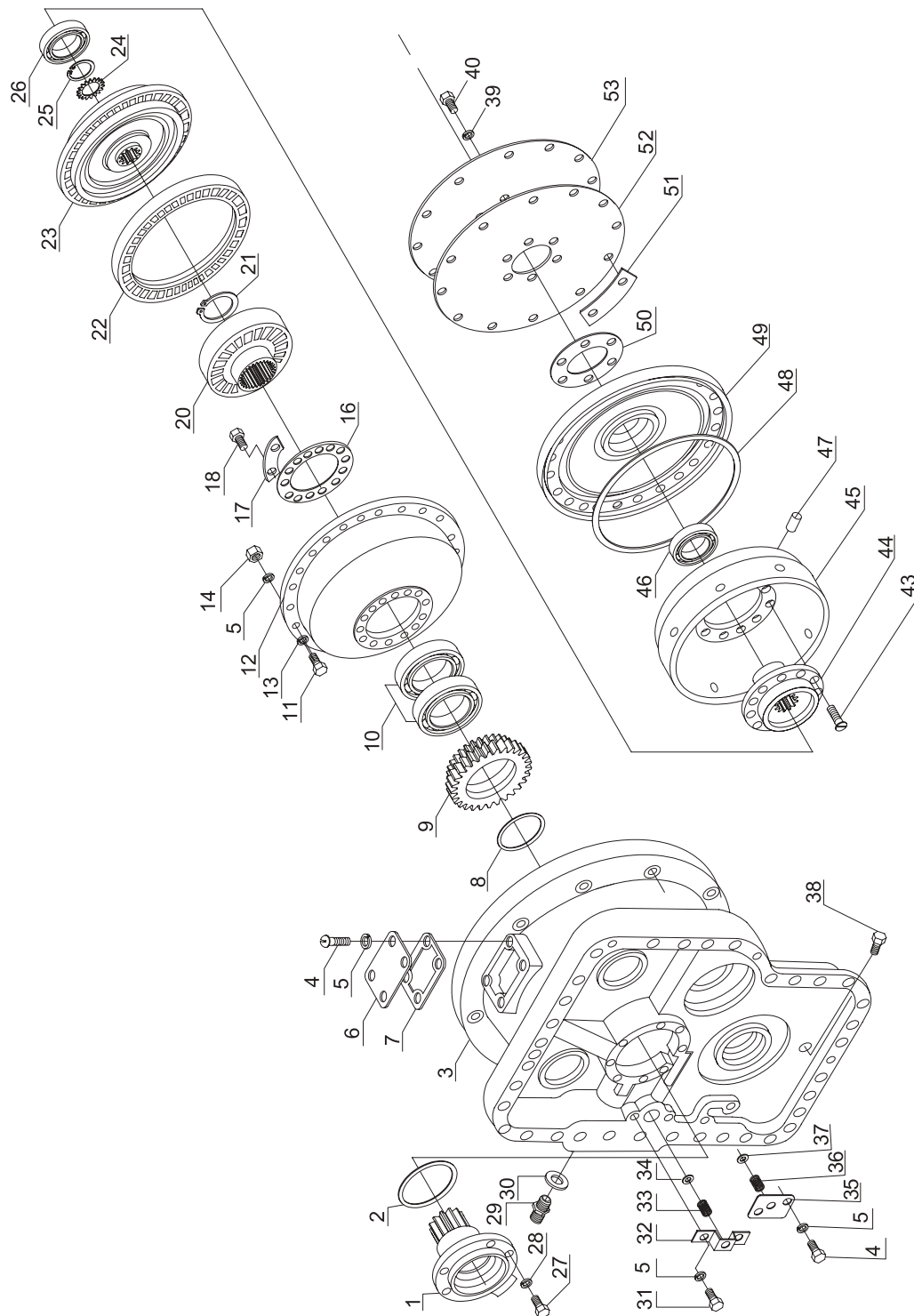
序号 NO.	部件号 PART NO.	零件名称 PART NAME	数量 Q'TY	
0	ZL50G3-02100A	液力变矩器	Hydraulic torque converter	1
1	01580-00806	螺母M8	Nut	38
2	01602-10825	垫圈8	Washer	46
3	YJSW315-8A-00001	罩轮	Cover Wheel	1
4	GB276 6210	深沟球轴承6210	Ball Bearing	1
5	YJSW315-8A-10000	涡轮组件	Turbine assembly	1
6	04064-08530	挡圈85	Snap Ring	1
7	YJSW315-8A-00002	导轮	Guide Roller	1
8	01010-80835	螺栓M8×35	Bolt	38
9	YB315Z5-22A	压紧垫片	Press Washer	1
10	GB276 6017	球轴承6017	Ball Bearing	2
11	YJSW315-8A-00003	泵轮	Pump Impeller	1
12	YJSW315-8A-00004	齿轮	Gear	1
13	01010-50816	螺栓M8×16	Bolt	8
14	YB315Z5-06D	垫板	Plate	1
15	YJSW315-6J01-BP01	铭牌	Nameplate	1
16	YB315Z5-07D	密封板	Gasket	1
17	YB315Z5-12A	密封环	Sealing ring	1
18	YB315Z5-33	密封环	Sealing ring	1
19	YB315Z5-13A	导轮座	Guide Roller Seat	1
20	01602-11030	垫圈10	Washer	9
21	GB21 M10×25	螺栓M10×25	BOLT	9
22	YB315Z5-17A	阀盖	Valve Cap	1
23	YB315Z5-18A	弹簧	Spring	1
24	YB315Z5-16/21	调整垫	Adjusting Spacer	1组
25	YB315Z5-28/29	调整垫	Adjusting Spacer	1组
26	YB315Z5-26A	阀杆	Valve Lever	1
27	YB315Z5-19A	压板	Press plate	1
28	YB315Z5-20	弹簧	Spring	1
29	YB315Z5-08D	壳体	Housing	1
30	YB315Z5-09	组合垫圈30	Combined Washer	1
31	YB315Z5-15L	螺塞	Plug Screw	1
32	YB315Z5-10L	油温表接头	Oil Thermometer connector	1
33	YB315Z5-34	调整垫	Adjusting shim	1组
34	YJSW315-20000	弹性板总成	Elastic plate assembly	1
35	YJSW315-20001	弹性板	Elastic plate	2
36	YB315Z5-04	圆垫板	Circular plate	1
37	01602-11236	垫圈12	Washer	6
38	01010-61230	螺栓M12×30	Bolt	6

第9图 YJSW315-6 液力变矩器
 FIG.9 HYDRAULIC TORQUE CONVERTER



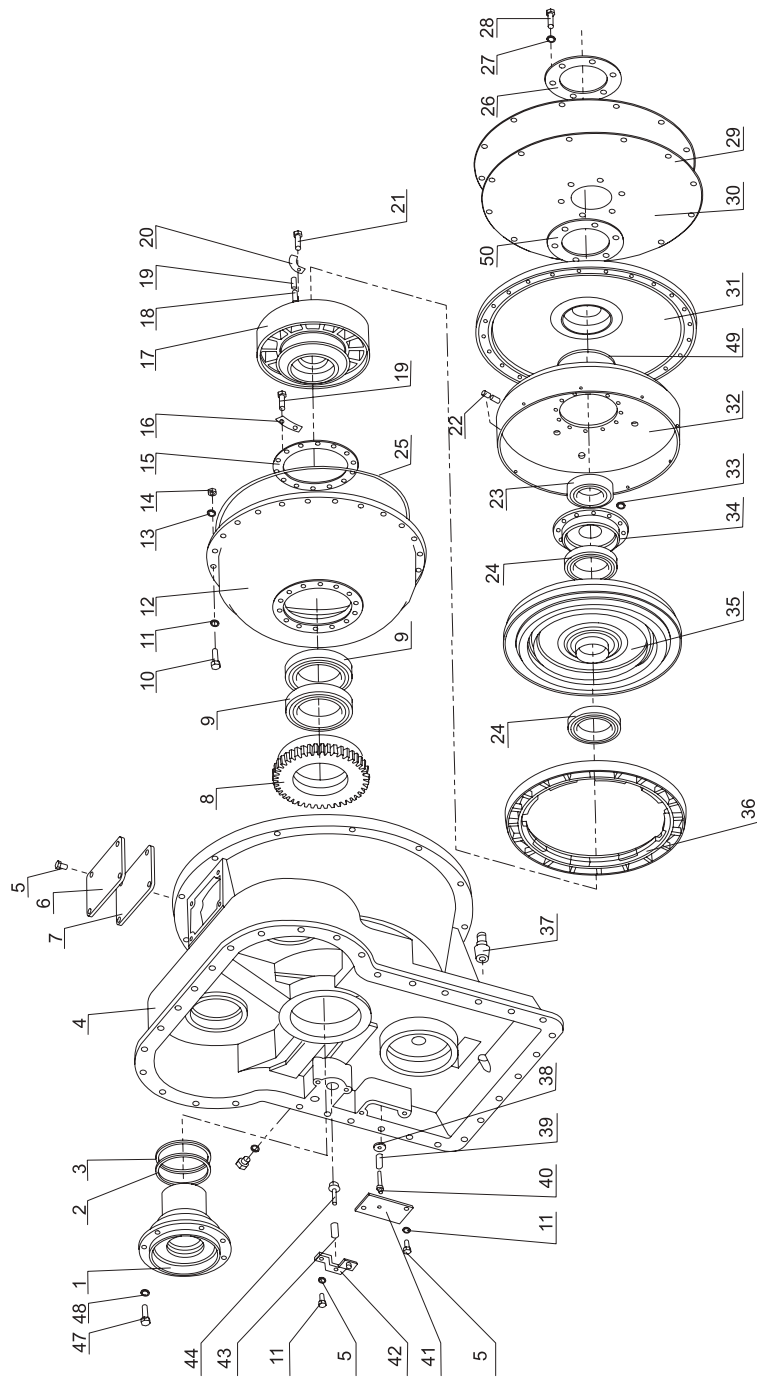
序号 NO.	部件号 PART NO.	零件名称 PART NAME	数量 Q'TY	
0	YJSW315.6.00C	液力变矩器	Hydraulic torque converter	1
1	YJSW315.6.20C	导轮座	Guide wheel base	1
2	YJSW315.6.21	密封环	Seal ring	1
3	YJSW315.6.01C-X	壳体	Shell body	1
4	GB5873 M8 × 16	螺栓M8 × 16	Bolt	6
5	GB93 8	弹垫8	Washer	32
6	YJSW315.6.10	大垫板	Base plate	1
7	YJSW315.6.12	密封垫	Gasket	1
8	YJSW315.6.18	密封环	Seal ring	1组
9	YJSW315.6.16	齿轮	Gear	1
10	GB276 6017	轴承6017	Bearing	2
11	GB5783 M8 × 40	螺栓M8 × 40	Bolt	24
12	YJSW315.6.13	泵轮	Pump wheel	1
13	GB848 8	垫圈8	Washer	24
14	GB6170 M8	螺母M8	Nut	24
16	YJSW315.6.19	压板	Press plate	1
17	YJSW315.6.23	放松垫片	Gasket	7
18	GB5783 M8 × 30	螺栓M8 × 30	Bolt	14
20	YJSW315.6.14a	导轮	Guide wheel	1
21	GB894.1 80	挡圈80	Collar	1
22	YJSW315.6.08/4	一级涡轮	First-level turbo	1
23	YJSW315.6.09	二级涡轮	Second-level turbo	1
24	YJSW.315.6.07	花键垫片	Spline gasket	1组
25	YJSW315.6.38	挡圈50	Collar	1
26	GB276 6013	轴承6013	Bearing	1
27	GB5783 M10 × 25	螺栓M10 × 25	Bolt	8
28	GB93 10	垫圈10	Washer	8
29	YJSW315.6.22C	螺塞M30 × 1.5	Plug screw	1
30	JB982 30	组合垫圈30	Combined washer	1
31	GB5783 M8 × 20	螺栓M8 × 20	Bolt	2
32	YJSW315.6.26	阀盖	Valve cover	1
33	YJSW315.6.25	弹簧	Spring	1
34	YJSW315.6.24C- II	进口阀芯	Suction valve core	1
35	YJSW315.6.30	垫板	Base plate	1
36	YJSW315.6.29	弹簧	Spring	1
37	YJSW315.6.31C	出口阀芯	Outlet valve core	1

第9图 YJSW315-6 液力变矩器
 FIG.9 HYDRAULIC TORQUE CONVERTER



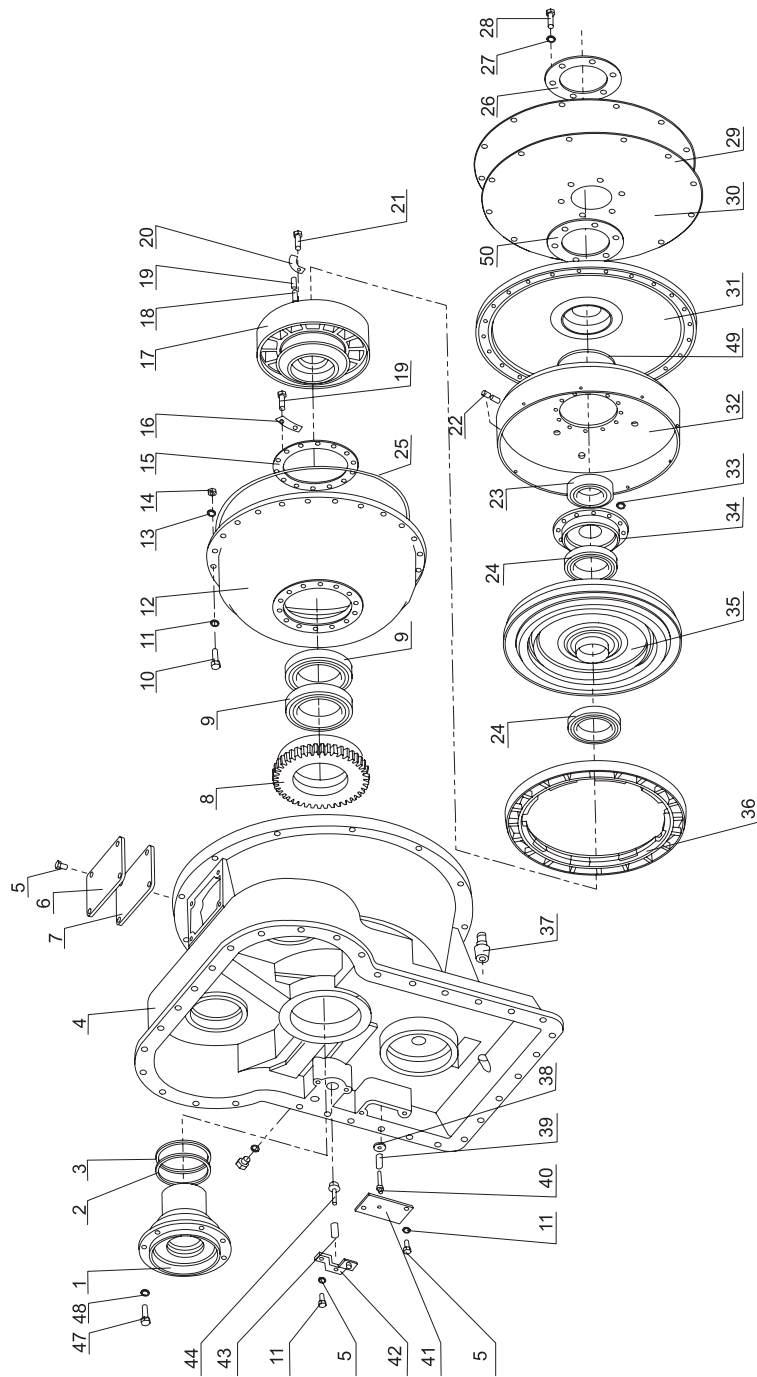
序号 NO.	部件号 PART NO.	零件名称 PART NAME		数量 Q'TY
38	YJSW315.6.28	接头	Joint	1
39	GB93 12	垫圈12	Spring	6
40	GB5783 M12 × 30	螺栓M12 × 30	Bolt	6
41	YJSW315.6.0809	一二级涡轮总成	One and two turbo assy.	1
43	YJSW315.6.08/2	铆钉	Rivet	12
44	YJSW315.6.08/1	一级涡轮壳	First-level turbo shell	1
45	YJSW315.6.08/3	一级涡轮罩	First-level turbo hood	1
46	GB276 6210	轴承6210	Bearing	1
47	YJSW315.6.08/5a	弹性销	Spring pin	8
48	YJSW315.6.03	O形密封圈	O-seal ring	1
49	YJSW315.6.05C	罩轮	Hood wheel	1
50	YJSW315.6.06	圆垫片	Round gasket	2
51	YJSW315.6.04/2	垫片	Gasket	1
52	YJSW315.6.04	弹性板总成	Elastic plate assy.	1
53	YJSW315.6.04/1	弹性板	Elastic plate	2

第10图 4WY315A液力变矩器
 FIG.10 HYDRAULIC TORQUE CONVERTER



序号 NO.	部件号 PART NO.	零件名称 PART NAME		数量 Q'TY
0	4WY315A	液力变矩器	Hydraulic torque converter	1
1	4WY335-002	导轮座	Guide wheel base	1
2	4WY315-009	密封环	Seal ring	1
3	4WY315-035	密封圈	Seal ring	1
4	4WY315-007	壳体	Shell	1
5	GB5783 M8 × 20	六角头螺栓M8 × 20	Bolt	8
6	4WY315-015	盖板	Cover plate	1
7	4WY315-016	纸垫	Paper gasket	1
8	4WY315A-011	齿轮	Gear	1
9	GB276 6017	球轴承6017	Ball bearing	2
10	GB5783 M8 × 40	六角头螺栓M8 × 40	Bolt	24
11	GBT93 8	弹垫8	Spring washer	24
12	4WY315A-014	泵轮	Pump wheel	1
13	GB93 8	弹垫8	Spring washer	24
14	GB6170 M8	六角螺母M8	Nut	24
15	4WY315-012	压板	Press plate	1
16	4WY315-013	防松垫片	Gasket	7
17	4WY315A-008	导轮	Guide wheel	1
18	GB879.1 8 × 24	圆柱销8 × 24	Cylinder pin	2
19	GB5783 M8 × 30	六角头螺栓M8 × 30	Bolt	14
20	4WY335-001	防松垫片	Gasket	4
21	GB5783 M8 × 30	六角头螺栓M8 × 30	Bolt	6
22	4WY335-203	销子	Pin	9
23	NSK 6210	轴承6210	Bearing	1
24	NSK 6013	轴承6013	Bearing	1
25	4WY335-010	O型密封圈	O-ring	1
26	4WY335-015/16/17/18	圆垫片	Round gasket	1
27	GBT93 12	弹垫12	Spring washer	6
28	GB5783 M12 × 30	六角头螺栓M12 × 30	Bolt	6
29	4WY315-001	垫片	Gasket	6
30	4WY315-002	弹性板 δ =1	Spring plate	2
31	4WY335-004A	罩轮	Hood plate	1
32	4WY315A-202	一级涡轮罩	First-lever turbo hood	1

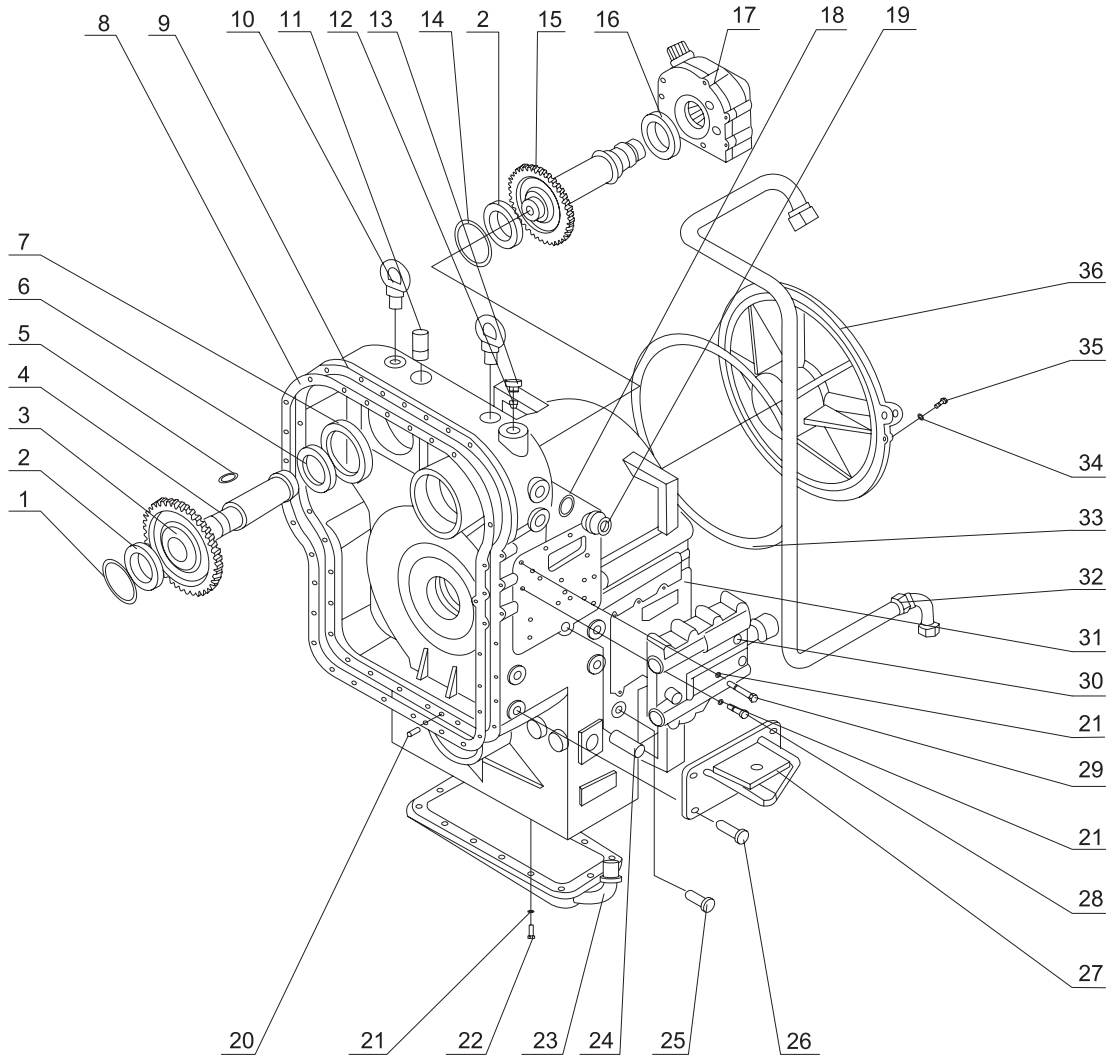
第10图 4WY315A液力变矩器
 FIG.10 HYDRAULIC TORQUE CONVERTER



序号 NO.	部件号 PART NO.	零件名称 PART NAME		数量 Q'TY
33	GB869 8×16	沉头铆钉8×16	Rivet	12
34	4WY335-101	二级涡轮座	Second-level turbo base	1
35	4WY315A-102	二级涡轮	Second-level turbo	1
36	4WY315A-204	一级涡轮	First-level turbo	1
37	402111X13	接头体	Joint	1
38	4WY315-023	垫片	Gasket	1
39	4WY315-027	弹簧	Spring	1
40	4WY315-025	阀杆	Valve rod	2
41	4WY315-028	垫板	Base plate	1
42	4WY315-036	阀体	Valve body	1
43	4WY315-024	弹簧	Spring	1
44	4WY315-026	阀盖	Valve cover	1
47	GB5783 M10×30	六角头螺栓M10×30	Bolt	8
48	GB93 10	弹垫10	Spring washer	8

第11图 变速箱箱体部件(杭州前进)

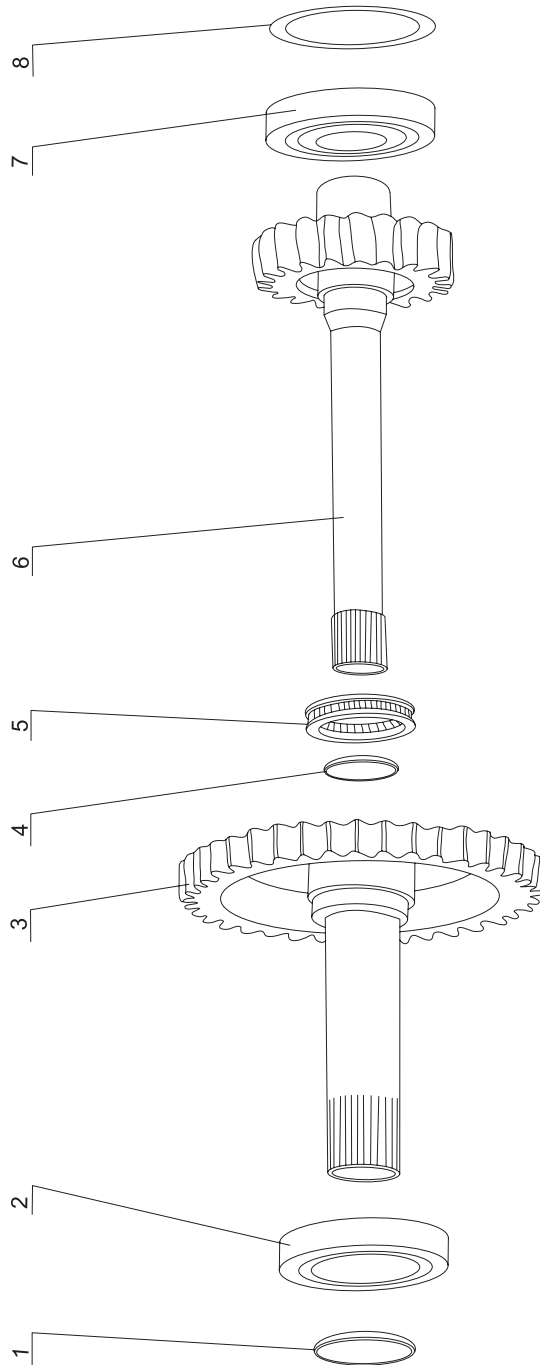
FIG.11 GEARBOX CASE PART(HANGZHOU ADVANCE)



序号 NO.	部件号 PART NO.	零件名称 PART NAME		数量 Q'TY
1	GB894.1 90	轴用弹性挡圈-A型	Circlip for shaft	2
2	GB276 6210N	外圈有止动槽的 深沟球轴承6210N	Ball bearing	2
3	503056A	转向泵驱动齿轮	Drive gear	1
4	403055X7B	转向油泵驱动轴	Drive shaft	1
5	GB1096 14×9×36	普通平键14×9×36	Flat key	1
6	GB276 6012	深沟球轴承 6012	Ball bearing	1
7	403057	轴承套	Bearing holder	1
8	403021	密封垫片	Gasket seal	1
9	403005A	箱体	Case	1
10	GB825 M20	吊环螺钉M20	Eye screw	2
11	403024-27	透气帽	Aeration cap	1
12	403028	圆锥堵塞	Cone plug	1
13	403223	螺塞	Plug screw	1
15	503610A	轴齿轮	Shaft gear	1
16	GB276 6211	深沟球轴承 6211	Ball bearing	1
17	403601-608X2	齿轮泵	Gear pump	1
18	402106	垫圈	Washer	2
19	402111	变速箱接头	Gearbox joint	4
20	GB119.1 10m6×30	圆柱销10m6×30	Column pin	1
21	GB93 10	弹簧垫圈10	Washer	78
22	GB5783 M10×25	六角头螺栓M10×25	Bolt	14
23	403400A	油底壳总成	Oil sump tank	1
24	403022	圆柱销	Column pin	1
25	ZL50-03-JYS	检油塞ZG1/4	Plug	1
26	GB5783 M18×40	六角法兰面螺栓M18×40	Bolt	8
27	403032-34	连接座	Connect seat	2
28	GB5782 M10×75	螺栓M10×75	Bolt	4
29	GB5782 AM10×70	螺栓AM10×70	Bolt	12
30	503700-001	变速操纵阀	Gearshift control valve	1
31	ZL50C 301 003	密封垫	Gasket	1
32	402007-14	变速油泵进油管	Sucker	1
33	403001	密封垫	Gasket	1
34	GB93 10	弹簧垫圈10	Washer	2
35	GB5783 M10×30	六角头螺栓M10×30	Bolt	38
36	403002	端盖	End cover	1

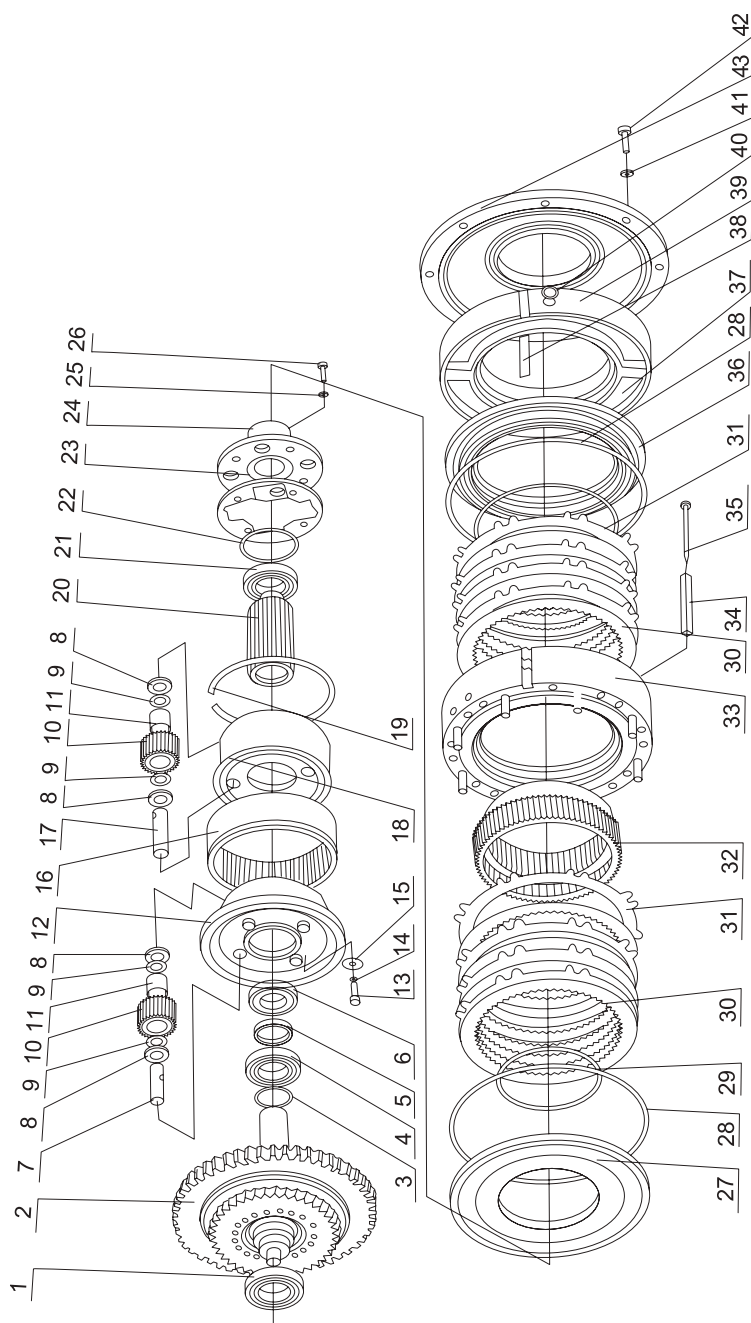
第12图 变速箱一轴总成(杭州前进)

FIG.12 GEARBOX ONE SHAFT ASSY.(HANGZHOU ADVANCE)



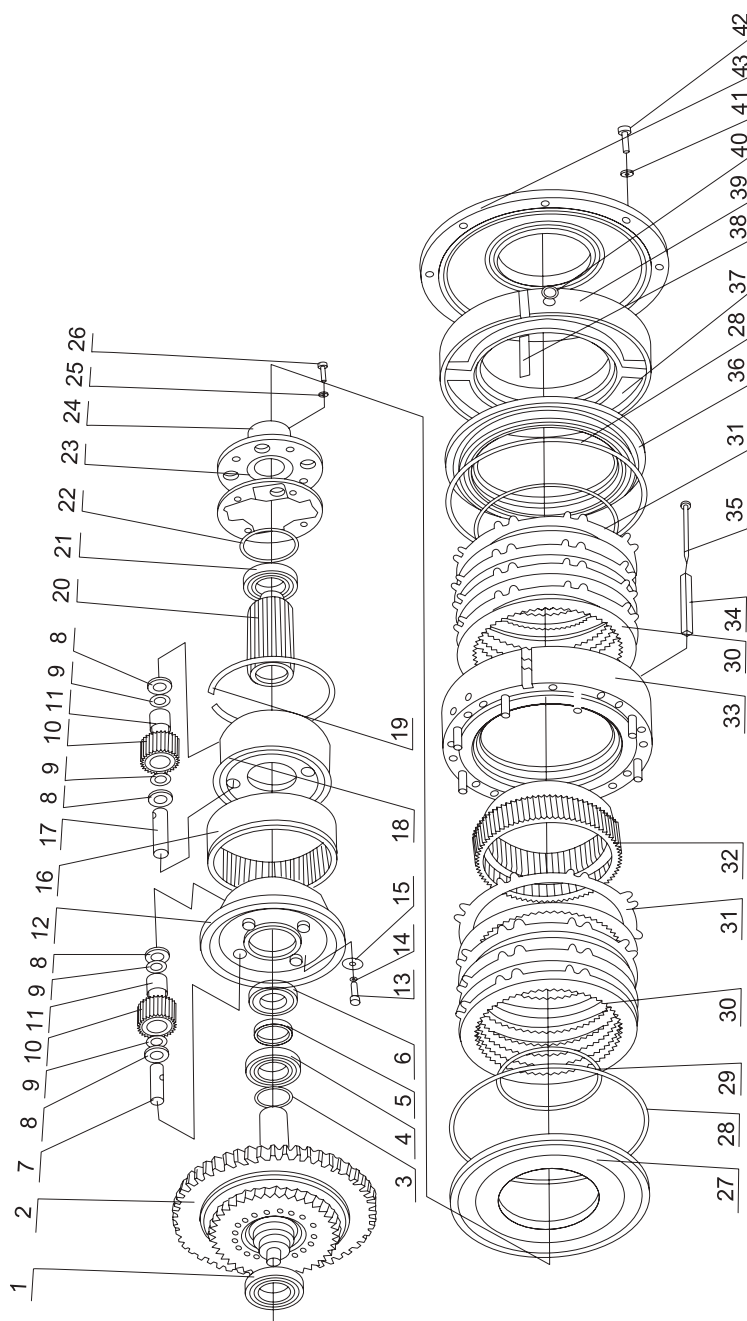
序号 NO.	部件号 PART NO.	零件名称 PART NAME		数量 Q'TY
1	403101	旋转油封	Rotary oil seal	1
2	GB276 6016	深沟球轴承 6016	Ball bearing	1
3	403103	输入二级齿轮	Input second gear	1
4	403102	旋转油封	Rotary oil seal	1
5	GB301 51111	推力球轴承 51111	Ball bearing	1
6	403104	输入一级齿轮	Input first gear	1
7	GB276 6311	深沟球轴承 6311	Ball bearing	1
8	403105	调整垫	Adjust shim	1组

第13图 变速箱二轴及行星排部件(杭州前进)
 FIG.13 GEARBOX TWO SHAFT AND PLANET LINE PART
 (HANGZHOU ADVANCE)



序号 NO.	部件号 PART NO.	零件名称 PART NAME	数量 Q'TY
1	GB276 6211	深沟球轴承 6211 Ball bearing	1
2	ZL50C 202 002	大超越离合器 Overrun clutch	1
3	403211	隔离环 Spacer ring	1
4	GB276 6210	深沟球轴承 6210 Ball bearing	1
5	403212	调整圈 Regulating ring	1
6	GB276 6010	深沟球轴承 6010 Ball bearing	1
7	403221	倒档行星轴 Reverse gear planet shaft	4
8	403217	垫圈 Washer	15
9	403219	隔离套 Distance sleeve	16
10	403218	行星轮 Planet wheel	8
11	GB309 $\Phi 4 \times 35$	滚针 $\Phi 4 \times 35$ Roller pin	176
12	403213	倒档行星架 Reverse gear planet frame	1
13	GB5783 M8 \times 14	螺栓 M8 \times 14 Bolt	4
14	GB93 8	弹簧垫圈 8 Washer	4
15	403215X1	止动垫圈 Lockwasher	4
16	403216	倒档内齿圈 Reverse gear internal-gear	1
17	403227X1	一档行星轴 One gear planet shaft	4
18	403223X1	一档行星架 One gear planet frame	1
19	403220	卡圈 Collar	1
20	403226	太阳轮 Sun wheel	1
21	GB305 6210N	外圈有止动槽的 深沟球轴承 6210N Ball bearing	1
22	GB894.1 90	挡圈 90 Stop collar	1
23	403224X1	止动盘 Arresting disc	1
24	403225X1	直接当连接盘 Connect disc	1
25	GB93 10	弹簧垫圈 10 Washer	17
26	GB5786 M10 \times 1.25 \times 30	螺栓 M10 \times 1.25 \times 30 Bolt	4
27	403018A	倒挡活塞体 Piston body	1
28	403006A	外密封环 Outer ring seal	2
29	403020A	内密封环 Inner ring seal	1
30	503012-013	倒挡一档主动片总成 Active piece assembly	9
31	403011	倒挡一档从动片 Slave piece	9
32	403222	一档内齿圈 One gear internal-gear	1
33	403014-015	摩擦片隔离架总成 Friction disk isolate frame Assembly	1
34	403017	弹簧 Spring	15

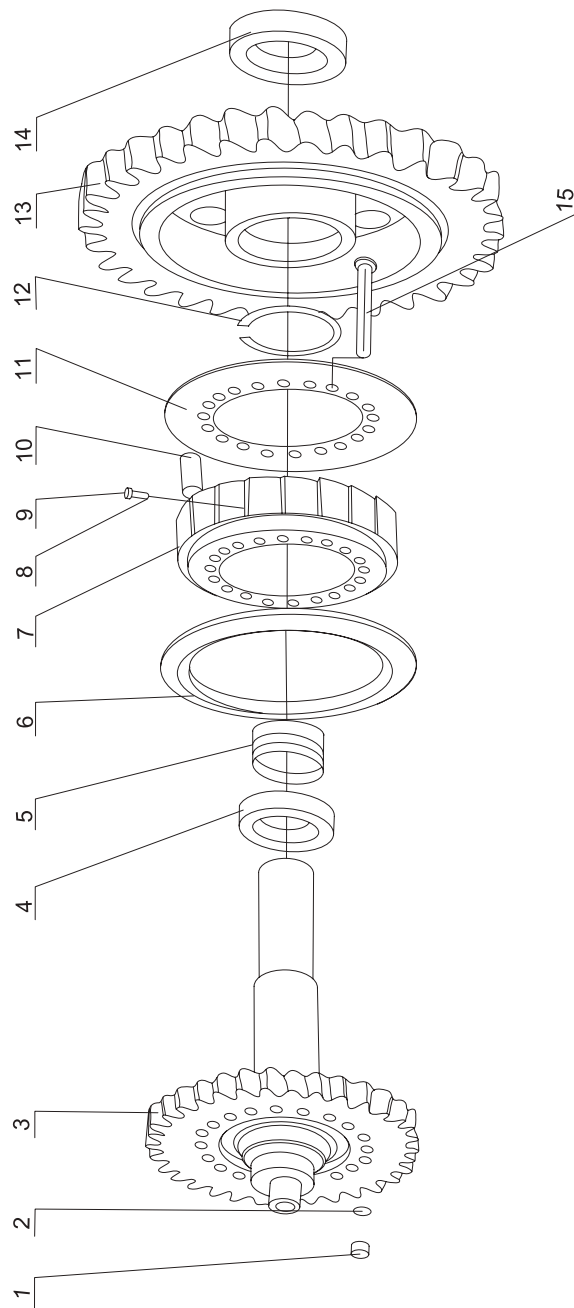
第13图 变速箱二轴及行星排部件(杭州前进)
 FIG.13 GEARBOX TWO SHAFT AND PLANET LINE PART
 (HANGZHOU ADVANCE)



序号 NO.	部件号 PART NO.	零件名称 PART NAME		数量 Q'TY
35	403016	弹簧销轴	Spring pin	15
36	403010A	内密封环	Inner ring seal	1
37	403008A	一档活塞体	One gear piston body	1
38	403023	固定板	Mounted plate	1
39	403004	一档有缸体	One gear cylinder body	1
40	GB3452.1 20 × 2.4	O形圈20 × 2.4	"O" ring	1
41	GB93 14	弹簧垫圈14	Washer	8
42	GB5783 M14 × 40	螺栓M14 × 40	Bolt	8
43	403003A	中盖	Middle cover	1

第14图 变速箱二轴总成(杭州前进)

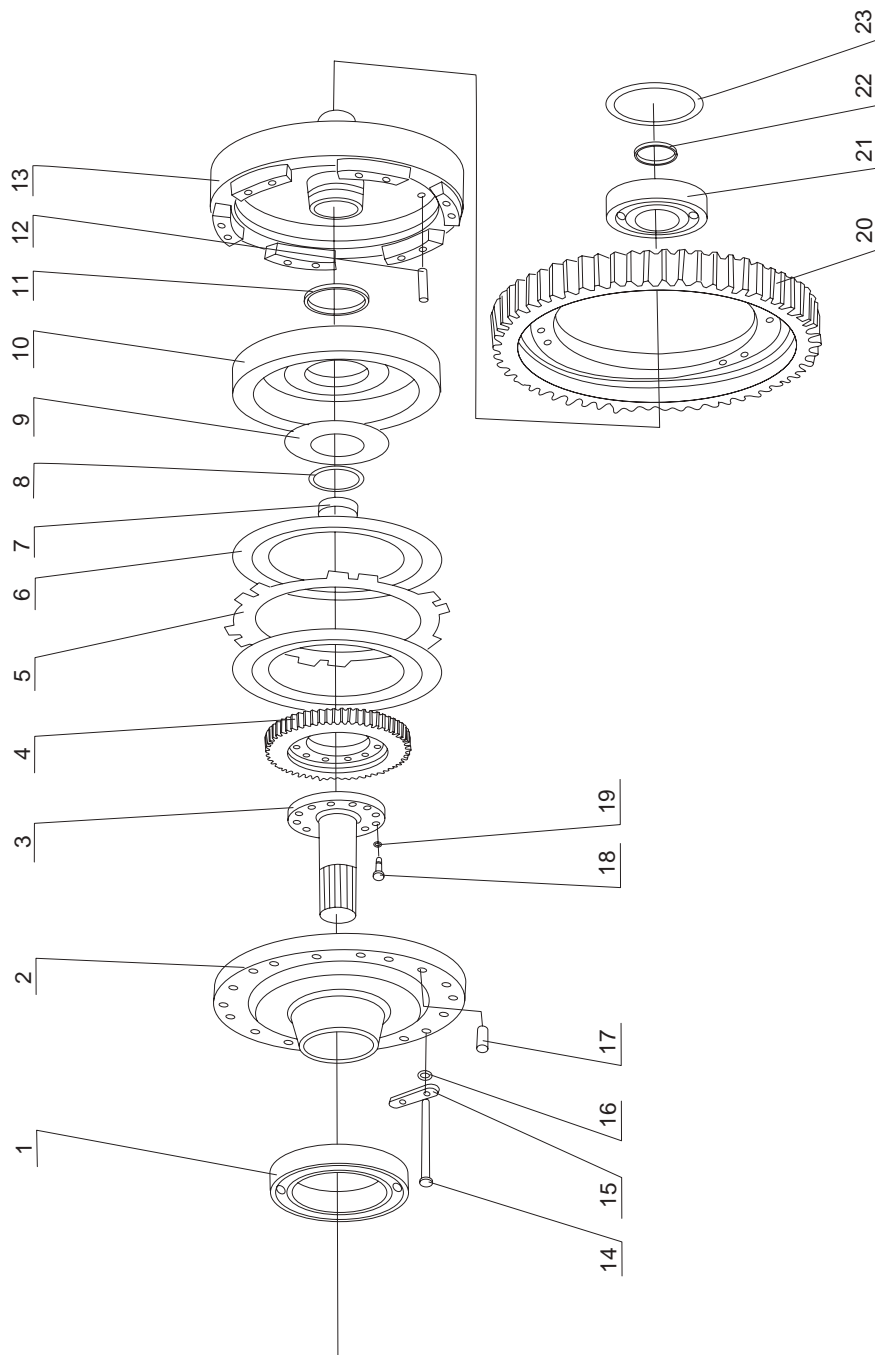
FIG.14 GEARBOX TWO SHAFT ASSY.(HANGZHOU ADVANCE)



序号 NO.	部件号 PART NO.	零件名称 PART NAME		数量 Q'TY
1	GB6171 M10×1	螺母M10×1	Nut	20
2	GB895 10	垫圈10	Washer	20
3	403203	中间输入轴	Middle input shaft	1
4	GB276 6211	深沟球轴承 6211	Ball bearing	1
5	403210	隔离套	Distance sleeve	1
6	403205A	滚柱左挡圈	Left collar	1
7	403209	内环凸轮	Internal ring jaw	1
8	403204A	弹簧	Spring	40
9	403202A	弹簧座	Spring seat	40
10	403207A	滚柱	Roller	20
11	403206	滚柱右挡圈	Right collar	1
12	GB893.1 80	孔用弹性挡圈80	Circlip for hole	1
13	403208A	外环齿轮	External ring gear	1
14	GB276 6210	深沟球轴承 6210	Ball bearing	1
15	403201	螺栓	Bolt	20

第15图 变速箱三轴总成(杭州前进)

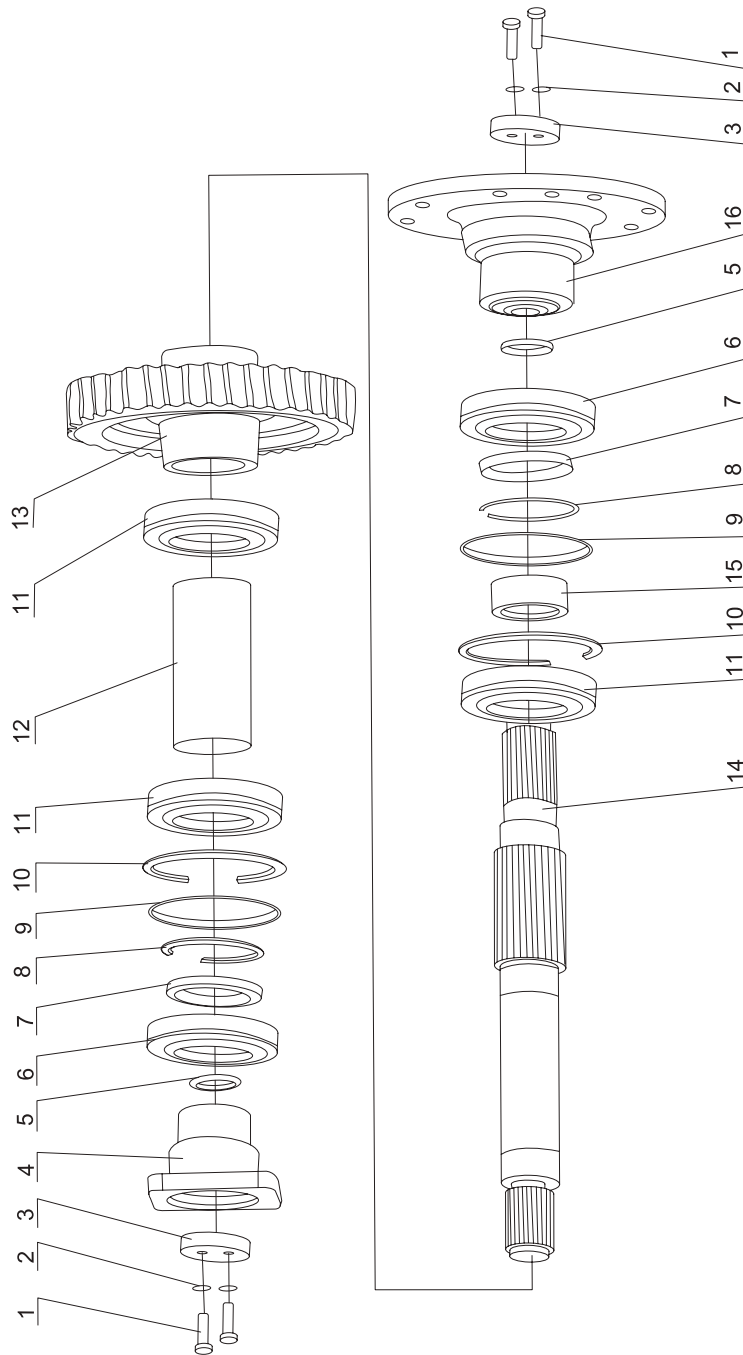
FIG.15 GEARBOX THREE SHAFT ASSY.(HANGZHOU ADVANCE)



序号 NO.	部件号 PART NO.	零件名称 PART NAME		数量 Q'TY
1	GB276 6022	深沟球轴承 6022	Ball bearing	1
2	403501	直接挡受压盘	Pressure disc	1
3	403502	直接档轴	Direct high shaft	1
4	403509	II 档齿圈	Gear ring	1
5	403507	直接档从动片	Direct high slave piece	1
6	503505-506	直接档主动片	Direct high active piece	2
7	GB276 6204	深沟球轴承 6204	Ball bearing	1
8	GB894.1 65	轴用弹性挡圈 65	Circlip for shaft	1
9	403513	盘型弹簧	Saucer spring	1
10	403508-510A	直接档活塞总成	Direct high plunger assembly	1
11	403101	旋转油封	Rotary oil seal	1
12	403516	销	Pin	3
13	403512A	直接档油缸体	Direct high oil cylinder body	1
14	GB5785 M12 × 1.25 × 100	螺栓M12 × 1.25 × 100	Bolt	12
15	403517	锁片	Locking plate	6
16	GB93 12	弹簧垫圈12	Washer	12
17	403504	圆柱销	Column pin	6
18	GB5783 M8 × 20	螺栓M8 × 20	Bolt	12
19	GB93 8	弹簧垫圈8	Washer	12
20	403511	中间轴输出齿轮	Middle shaft output gear	1
21	GB276 6311	深沟球轴承 6311	Ball bearing	1
22	403102	旋转油封	Rotary oil seal	1
23	403105	调整垫	Adjust shim	1组

第16图 变速箱四轴总成(杭州前进)

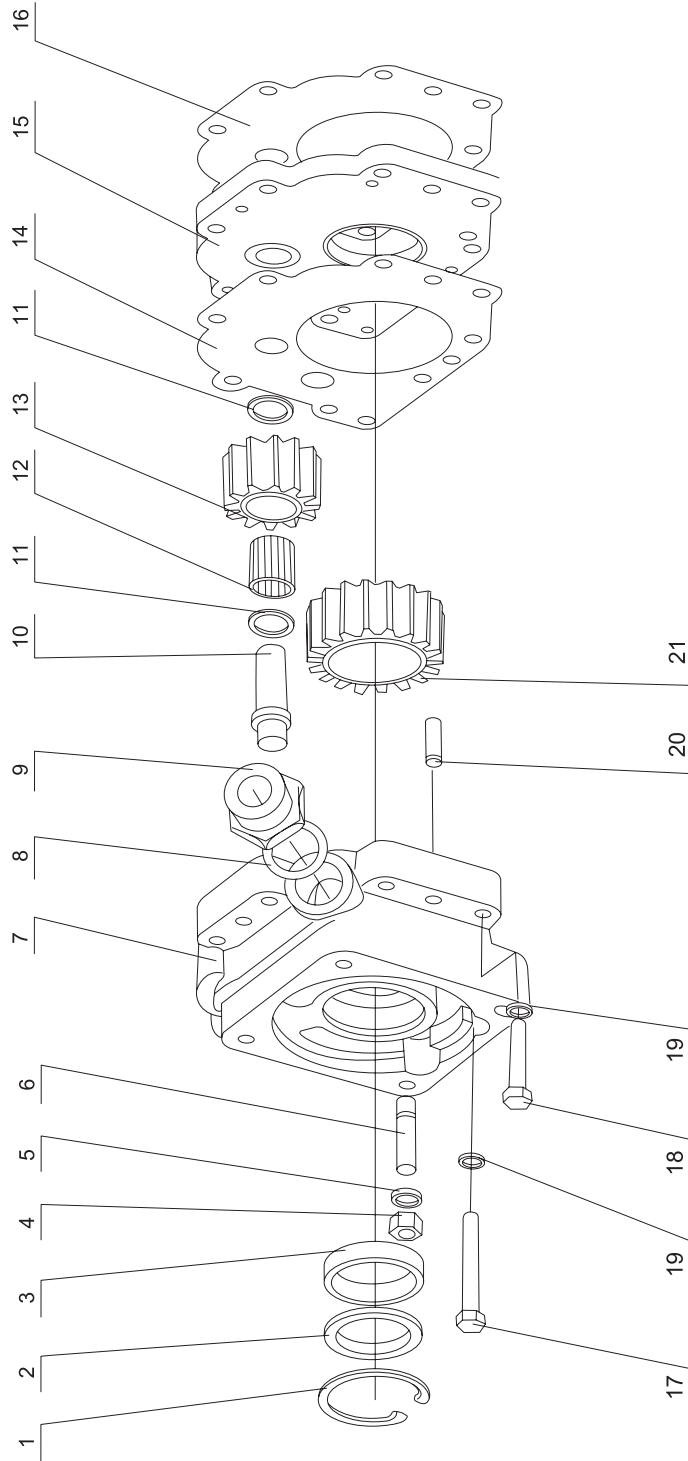
FIG.16 GEARBOX FOUR SHAFT ASSY.(HANGZHOU ADVANCE)



序号 NO.	部件号 PART NO.	零件名称 PART NAME		数量 Q'TY
1	GB5782 M12×40	螺栓M12×40	Bolt	4
2	403302X7	锁片	Locking plate	2
3	403303X7	压板	Press plate	2
4	403301X9C	法兰	Flange	1
5	403315	O型圈	"O" ring	2
6	403316	油封座	Oil seal seat	2
7	GB13871.1 FB70×95×12	骨架油封 FB70×95×12	Frame oil seal	4
8	GB893.1 130	孔用挡圈130	Circlip for hole	2
9	GB3452.1 125×2.65	O型圈125×2.65	"O" ring	4
10	GB893.1 130	孔用弹性挡圈-A型130	Circlip for hole	2
11	GB276 6312	深沟球轴承 6312	Ball bearing	3
12	403310X3	滑套	Slide bushing	1
13	403311	输出齿轮	Output gear	1
14	403309×7	输出轴	Output shaft	1
15	403305A	隔套	Distance sleeve	1
16	409109×9C	法兰	Flange	1

第17图 变速箱齿轮泵(杭州前进)

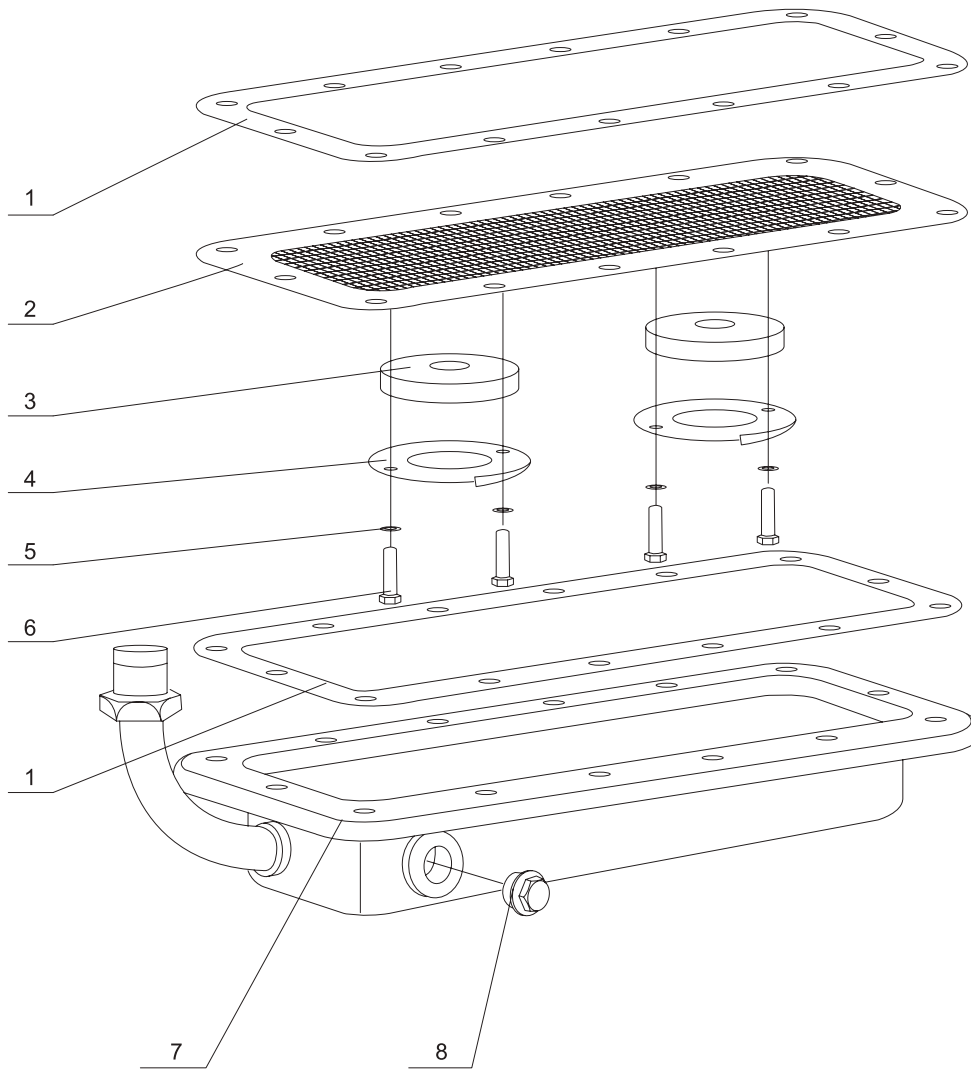
FIG.17 GEARBOX GEAR PUMP(HANGZHOU ADVANCE)



序号 NO.	部件号 PART NO.	零件名称 PART NAME		数量 Q'TY
1	GB893.1 65	挡圈 65	Collar	1
2	403604	挡环	Baffle ring	1
3	JB2600 45 × 62 × 12	骨架油封45 × 62 × 12	Frame oil seal	1
4	GB6170 M12	螺母 M12	Nut	4
5	GB93 12	弹簧垫圈 12	Washer	4
6	GB897 AM12 × 35	双头螺柱AM12X35	Double-screw bolt	4
7	403601	泵体	Pump block	1
8	402106	垫圈	Washer	1
9	402111	变速箱接头	Gearbox joint	1
10	403611	轴	Shaft	1
11	403611	隔离套	Distance sleeve	2
12	GB309 4 × 30	滚针 4 × 30	Roller pin	18
13	403602	小齿轮	Pinion	1
14	403609	密封垫	Gasket	1
15	403608	泵盖	Pump cover	1
16	403606	密封垫	Gasket	1
17	GB5782 M10 × 75	螺栓 M10X75	Bolt	1
18	GB5782 M10 × 50	螺栓 M10 × 50	Bolt	6
19	GB93 10	弹簧垫圈10	Washer	8
20	GB119.1 AM10 × 30	销 A10 × 30	Pin	2
21	403605	大齿轮	Bull gear	1

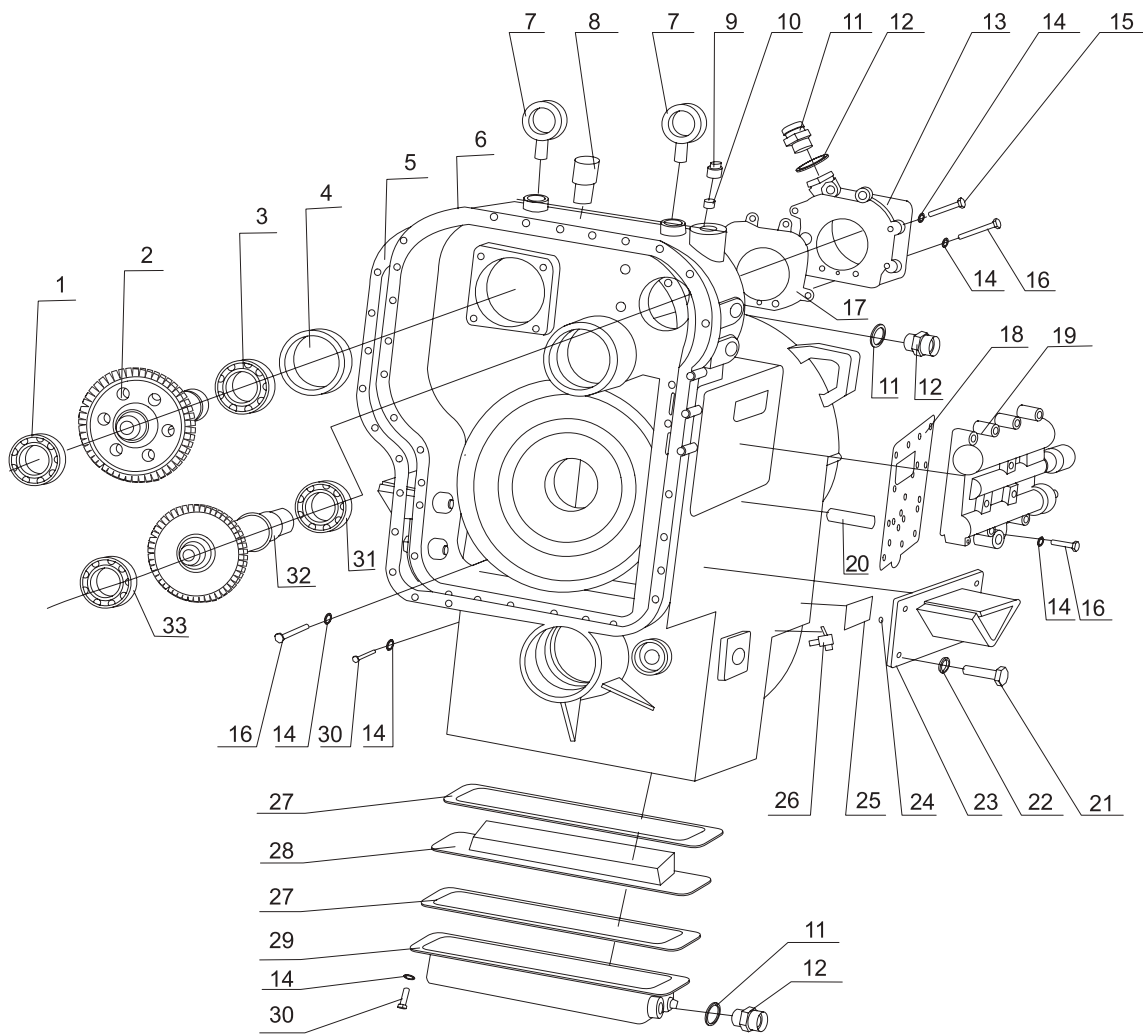
第18图 变速箱油底壳(杭州前进)

FIG.18 GEARBOX OIL SUMP TANK(HANGZHOU ADVANCE)



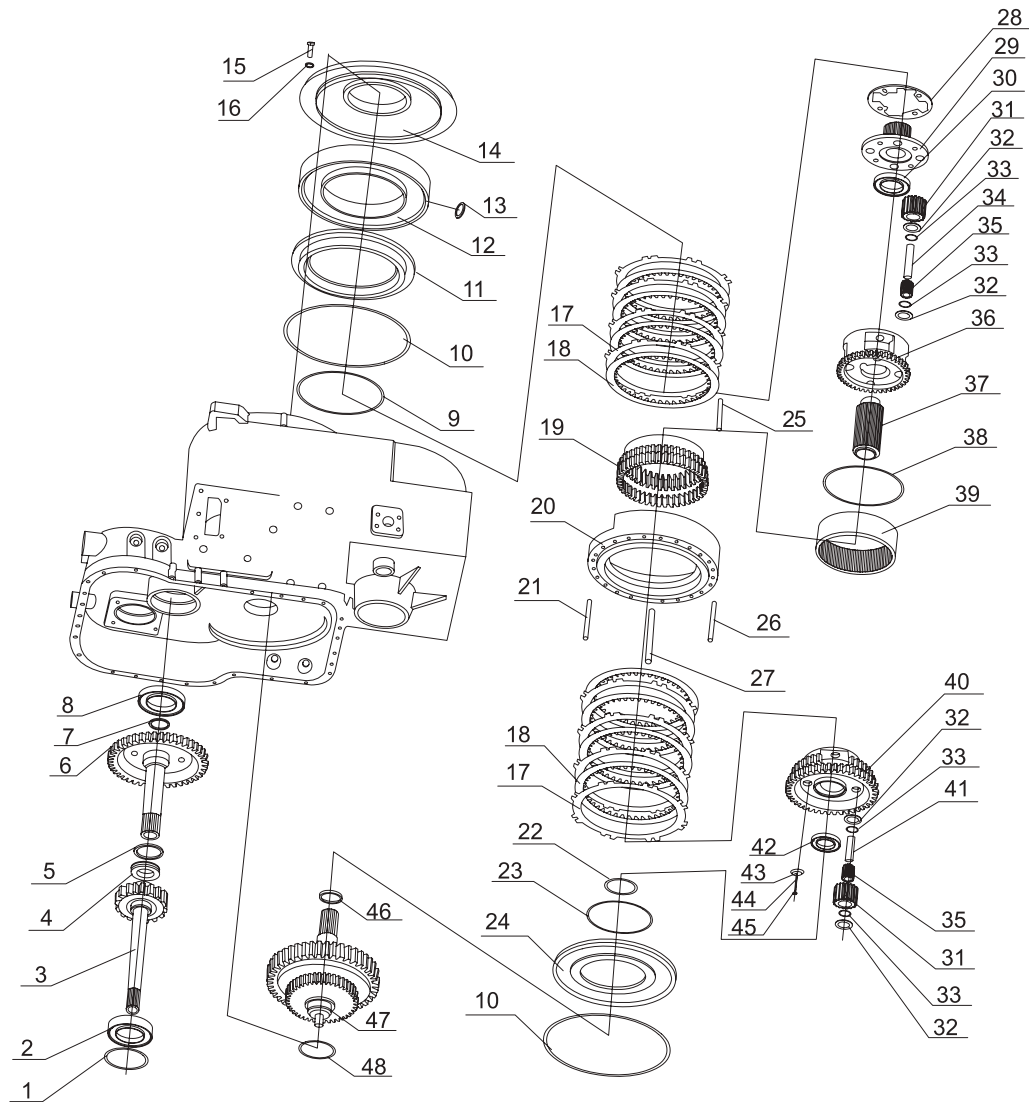
序号 NO.	部件号 PART NO.	零件名称 PART NAME		数量 Q'TY
1	403406	密封垫	Gasket	2
2	403403-404	滤网支架	Filter screen bracket	1
3	403408	永久磁铁	Permanent magnet	2
4	403405	垫板	Backing plate	2
5	GB93 6	弹簧垫圈6	Washer	4
6	GB5783 M6×25	螺栓M6×25	Bolt	4
7	403401-402-014	油底壳体	Oil sump tank body	1
8	Q21-15A-02	放油螺塞M22×1.5	Drain plug	1

第19图 变速箱总成1(370801)
 FIG.19 GEARBOX ASSEMBLY 1



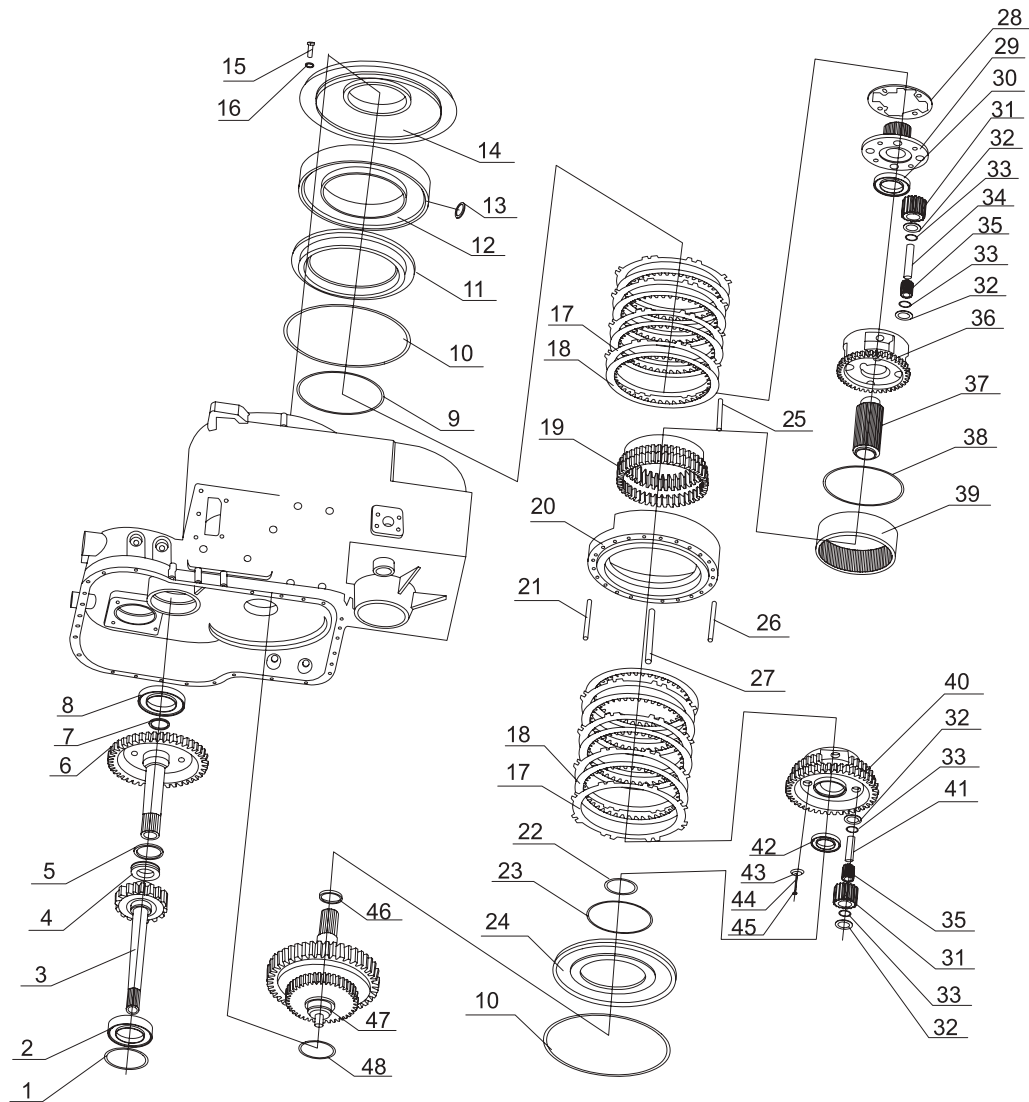
序号 NO.	部件号 PART NO.	零件名称 PART NAME	数量 Q'TY
1	GB276 6210NR	轴承6210NR Bearing	1
2	BD15-00011A	转向油泵轴齿轮 Gear	1
	BD15-00012B	转向油泵轴齿轮 Gear	1
3	GB276 6211	轴承6211 Bearing	1
4	BD15-00013A	轴承座 Bearing base	1
5	BD15-00010	密封垫 Gasket	1
6	BD15-00005A	箱体 Housing	1
7	04530-12035	吊环螺钉M20 Screw	2
8	BD15-07000	呼吸器总成 Breather assembly	1
9	YB315Z5-15	螺塞 Plug	1
10	BD15-00017	圆柱堵塞 Pin	1
11	YB315Z5-14S	管接头 Pipe connector	4
12	YB315Z5-09	组合垫圈 Combined washer	4
13	BD15-11000	变速泵 Transmission pump	1
14	01602-11030	垫圈10 Washer	61
15	01010-81055	螺栓M10×55 Bolt	6
16	01010-81070	螺栓M10×70 Bolt	20
17	BD15-00007	密封垫 Gasket	1
18	BD15-00018	密封垫 Gasket	1
19	BD15-09000	变速操纵阀 Transmission control valve	1
20	BD15-00019	圆柱销 Pin	1
21	01010-81840	螺栓M18×40 Bolt	8
22	01602-11854	垫圈18 Washer	8
23	BD15-10000	支座 Support	2
24	04418-03060	铆钉 Rivet	4
25	BD15-00025A	铭牌 Nameplate	1
26	1305C-010	检油塞R1/4 Oil Plug	1
27	BD15-06004	密封垫 Gasket	2
28	BD15-06100	滤网组件 Filter module	1
29	BD15-06200	外壳组件 Crust module	1
30	01010-81030	螺栓M10×30 Bolt	40
31	GB276 6012	轴承6012 Bearing	1
32	BD15-00006A	轴齿轮 Shaft gear	1
33	GB276 6210NR	轴承6210NR Bearing	1

第20图 变速箱总成2(370801)
FIG.20 GEARBOX ASSEMBLY 2



序号 NO.	部件号 PART NO.	零件名称 PART NAME	数量 Q'TY
1	BD15-01003	旋转油封 Seal	1
2	GB276 6016	轴承6016 Bearing	1
3	BD15-01001A	输入一级齿轮 Gear	1
4	GB301 51111	单向推力球轴承51111 Bearing	1
5	BD15-01004	旋转油封 Seal	1
6	BD15-01002A	输入二级齿轮 Gear	1
7	BD15-01005	调整垫(选配) Adjusting gasket(optional)	1
	BD15-01006	调整垫(选配) Adjusting gasket (optional)	1
	BD15-01007	调整垫(选配) Adjusting gasket (optional)	1
8	GB276 6311	轴承 6311 Bearing	1
9	BD15-05011	一档密封环 Seal	1
10	BD15-05001	外密封环 Seal	2
11	BD15-05008	一档活塞体 Piston	1
12	BD15-05013	一档油缸体 Cylinder body	1
13	07000-72016	O形圈16×2.4 O-ring	1
14	BD15-05010	中盖 Cover	1
15	01010-81440	螺栓M14×40 Bolt	8
16	01602-11442	垫圈14 Washer	8
17	BD15-05007	倒档一档从动片 Passive disc	8
18	BD15-05200	倒档一档主动片 Driving disc	8
19	BD15-05012	一档内齿圈 Ring gear	1
20	BD15-05006	摩擦片隔离架 Bracket	1
21	BD15-05005	弹簧销轴 Pin roll	15
22	04065-09030	孔用挡圈90 Circlip	1
23	BD15-05003	倒档密封环 Seal ring	1
24	BD15-05002	倒档活塞体 Piston	1
25	BD15-05014	固定板 Plate	1
26	BD15-05015	固定销 Pin	8
27	BD15-05004	弹簧 Spring	15
28	BD15-05306	止动盘 Stop pan	1
29	BD15-05307	直接挡连接盘 Connect pan	1
30	GB276 6210N	轴承6210N Bearing	1
31	BD15-05105	行星轮 Planet	8
32	BD15-05102	垫圈 Washer	16
33	BD15-08104	隔离套 Sleeve	16
34	BD15-05305	一档行星轴 Shaft	4

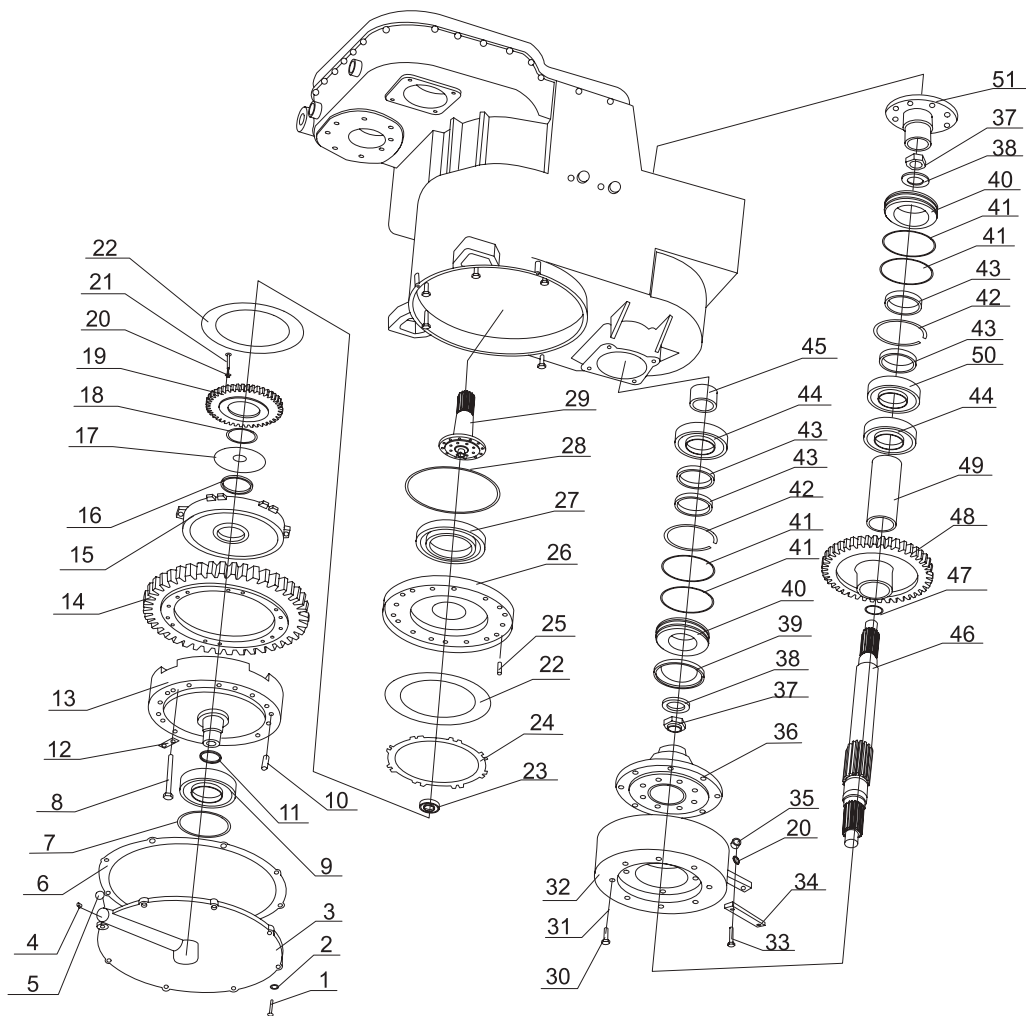
第20图 变速箱总成2(370801)
FIG.20 GEARBOX ASSEMBLY 2



序号 NO.	部件号 PART NO.	零件名称 PART NAME	数量 Q'TY
35	GB309 4×35	滚针4×35 Needle	176
36	BD15-05303	一档行星架 Planetary carrier	1
37	BD15-05301	太阳轮 Sun gear	1
38	BD15-05304	挡圈 Snap ring	1
39	BD15-05302	倒档内齿圈 Ring gear	1
40	BD15-05101	倒档行星架 Planetary carrier	1
41	BD15-05103	倒档行星轴 Planetary Shaft	4
42	GB276 6010	轴承6010 Bearing	1
43	BD15-05106	止垫推圈 Shims	4
44	01602-11236	垫圈12 Washer	4
45	GB5785 M12×1.25×30	螺栓 M12×1.25×30 Bolt	4
46	BD15-00001	调整垫(选配) Adjusting gasket(optional)	1组
47	BD15-02000	离合器总成 Clutch assembly	1
48	BD15-00002/3/4	调整垫(选配) Adjusting gasket (optional)	1

第21图 变速箱总成3 (370801)

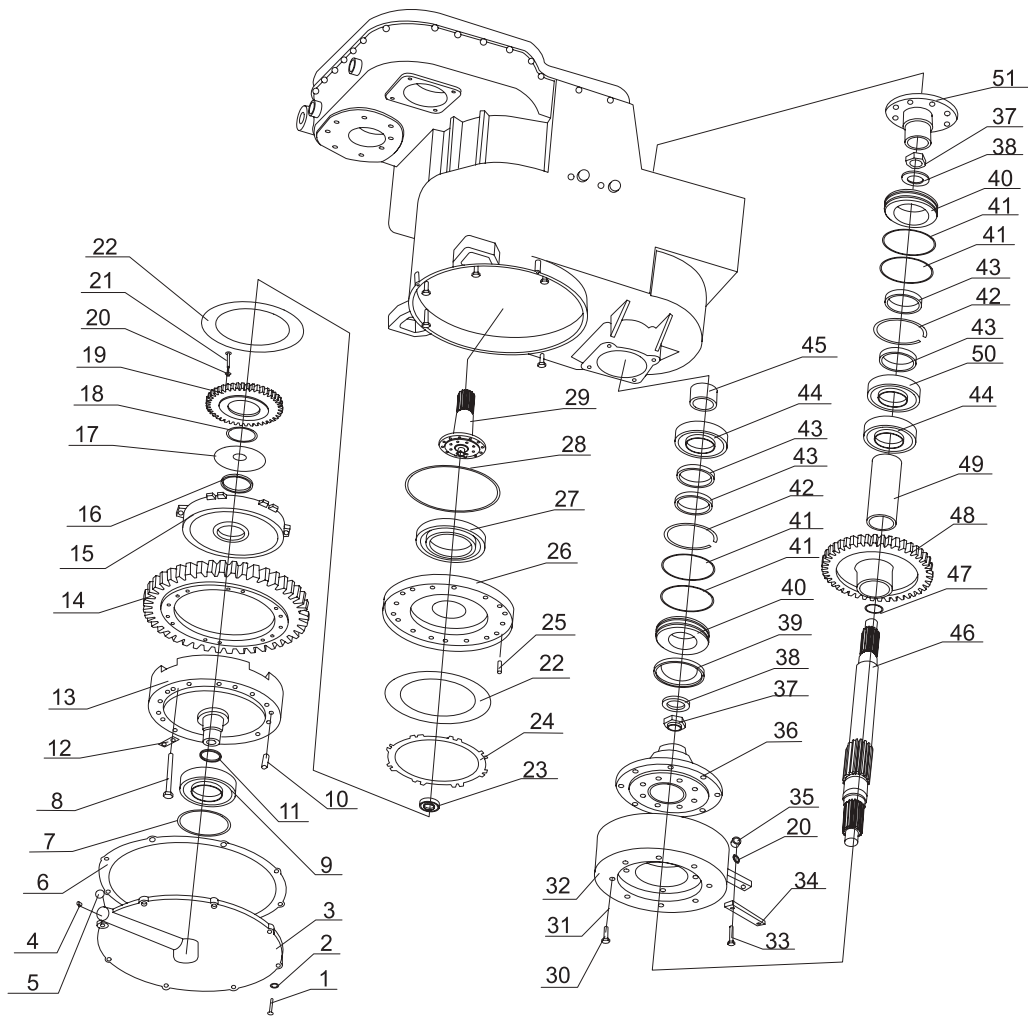
FIG.21 GEARBOX ASSEMBLY 3



序号 NO.	部件号 PART NO.	零件名称 PART NAME	数量 Q'TY
1	01016-81030	螺栓M10×30 Bolt	8
2	01602-11030	垫圈10 Washer	8
3	BD15-00009	端盖 Cover	1
4	07042-00211	螺塞 Plug screw	1
5	07000-72020	O形圈20×2.4 O-ring	1
6	BD15-00008	密封垫 Gasket	1
7	BD15-00014/15/16	调整垫(选配) Adjusting gasket(optional)	1
8	GB5785 M12×1.25×100	螺栓 M12×1.25×100 Bolt	12
9	GB276 6411	轴承6411 Bearing	1
10	04020-01030	销 Pin	2
11	BD15-01004	旋转油封 Seal	1
12	BD15-03004	锁片 Lock shim	6
13	BD15-03008	直接档油缸体 Cylinder body	1
14	BD15-03009A	中间轴输出齿轮 Mid-shaft output gear	1
15	BD15-03006	直接档活塞 Piston	1
16	BD15-01003	旋转油封70×78×5 Seal	1
17	BD15-03005	盘型弹簧 Spring	1
18	04064-06525	挡圈65 Circlip	1
19	BD15-03011	Ⅱ档内齿圈 Ring gear	1
20	01602-11030	垫圈10 Washer	14
21	01010-81020	螺栓M10×20 Bolt	12
22	BD15-03100	直接档主动片 Driving disc	2
23	GB276 6204	轴承6204 Bearing	1
24	BD15-03003	Ⅱ档从动片 Passive disc	1
25	BD15-03010	圆柱销 Pin	1
26	BD15-03002	直接档受压盘 Pressing pan	1
27	GB276 6022	轴承6022 Bearing	1
28	BD15-03007	密封环 Seal	1
29	BD15-03001	直接档轴 Shaft	1
30	GB5785 M12×1.5×30	螺栓 M12×1.5×30 Bolt	8
31	01602-11236	垫圈12 Washer	8
32	BD15-12000	制动器总成 Brake assembly	1
33	01010-81035	螺栓M10×35 Nut	2
34	BD15-00024	制动器连杆 Brake joint	1
35	01580-01008	螺母M10 Nut	2
36	BD15-04009	前输出法兰 Flange	1

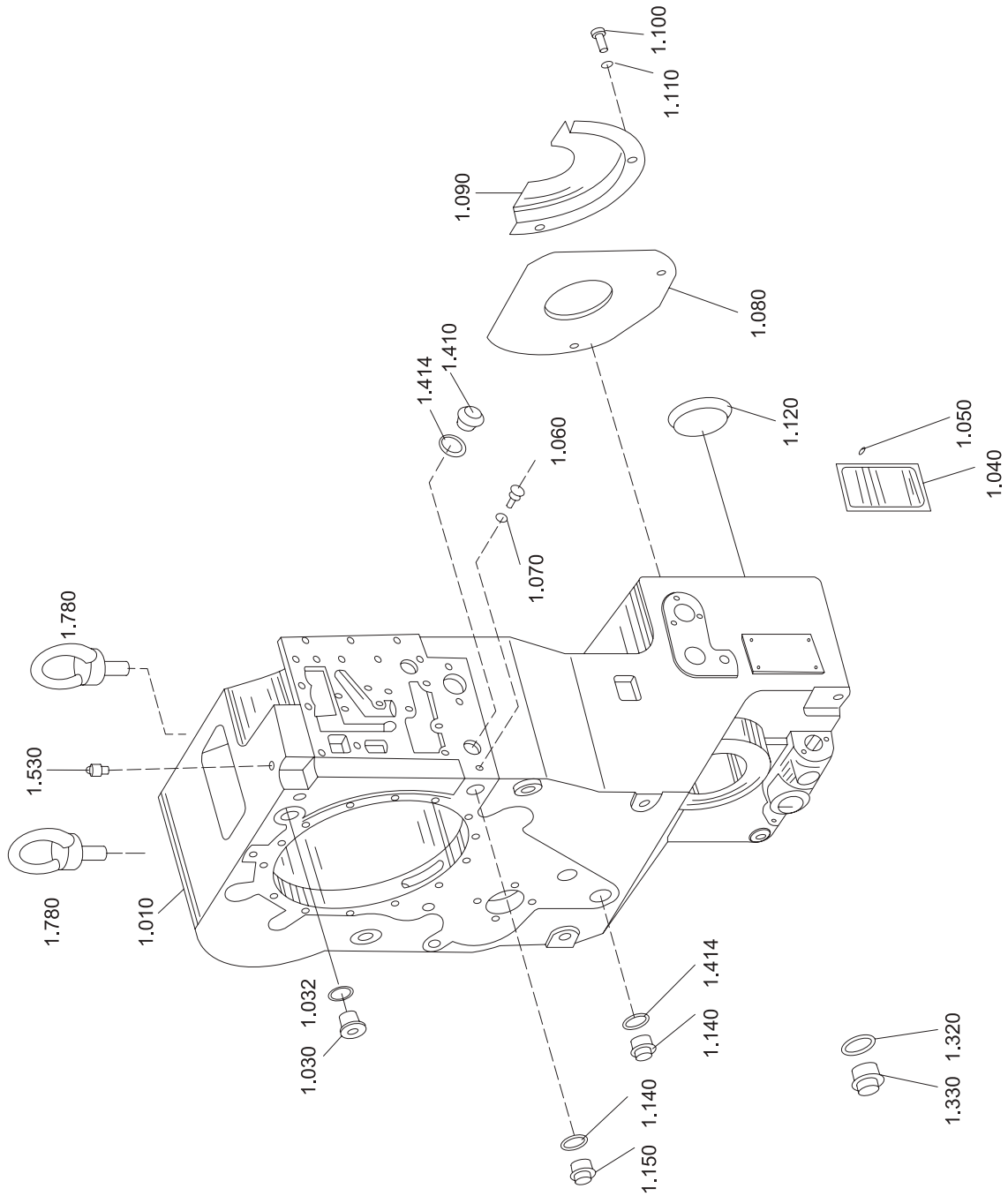
第21图 变速箱总成3 (370801)

FIG.21 GEARBOX ASSEMBLY 3



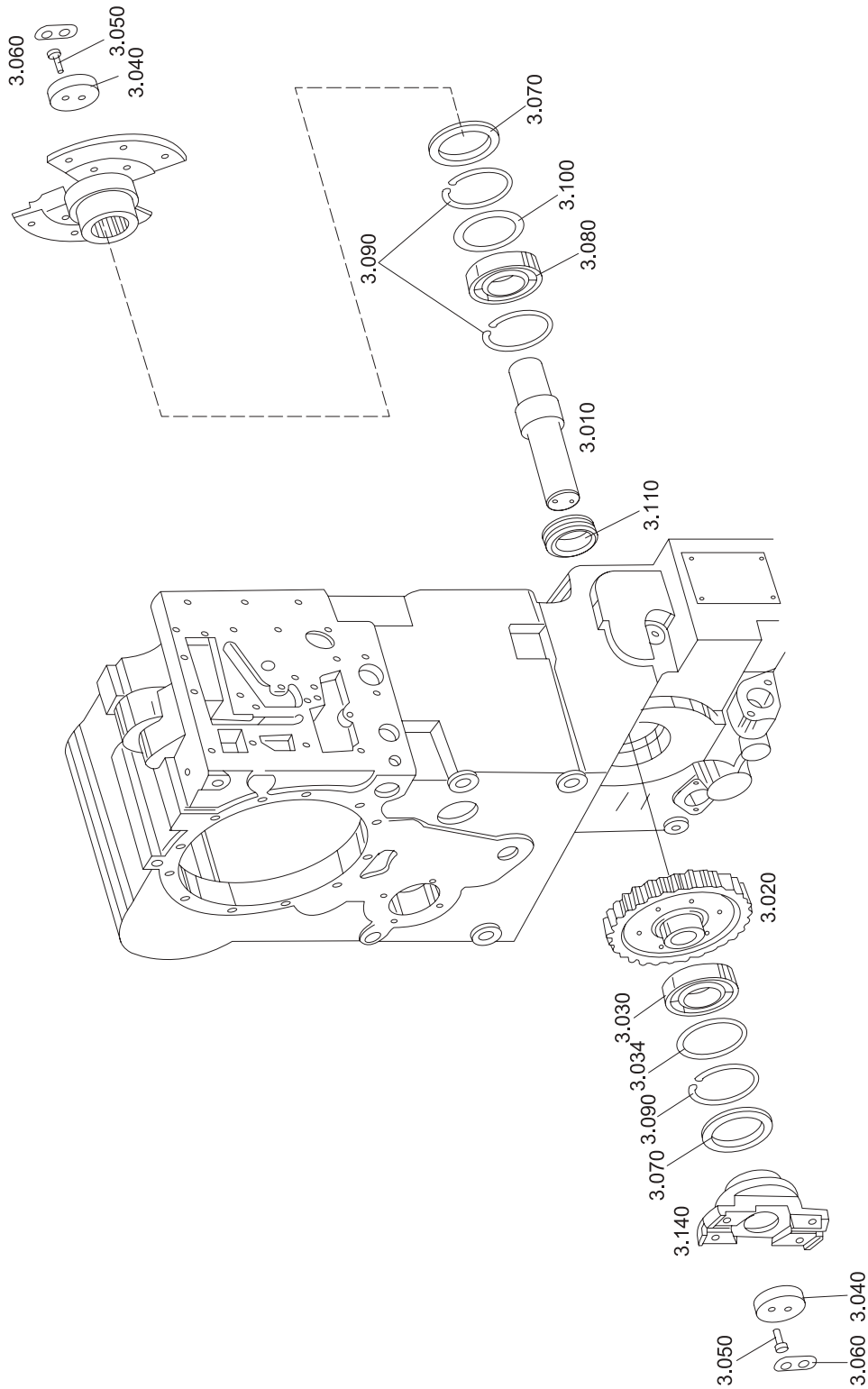
序号 NO.	部件号 PART NO.	零件名称 PART NAME		数量 Q'TY
37	BD15-04001	锁紧螺母	Lock nut	2
38	BD15-04010	压板	Press plate	1
39	BD15-04008	防护罩	Security cover	1
40	BD15-04003	油封座	Seal base	2
41	07000-05120	O形圈130×5.7	O-ring	4
42	GB893.1 130×3	孔用挡圈130×3	Circlip	2
43	07012-00070	骨架油封70×95×12	Seal	4
44	GB276 6312	轴承6312	Bearing	2
45	BD15-04007	轴套	Shaft sleeve	1
46	BD15-04004	输出轴	Output shaft	1
47	GB3452.3 42.5×5.3	O形圈42.5×5.3	O-ring	1
48	BD15-04006A	输出齿轮	Output gear	1
49	BD15-04005	隔套	Separate cover	1
50	GB276 6410	轴承6410	Bearing	1
51	BD15-04002	后输出法兰	Flange	1

第22图 4WG180变速箱箱体部件
FIG.22 FIG.5 GEARBOX CASE PART



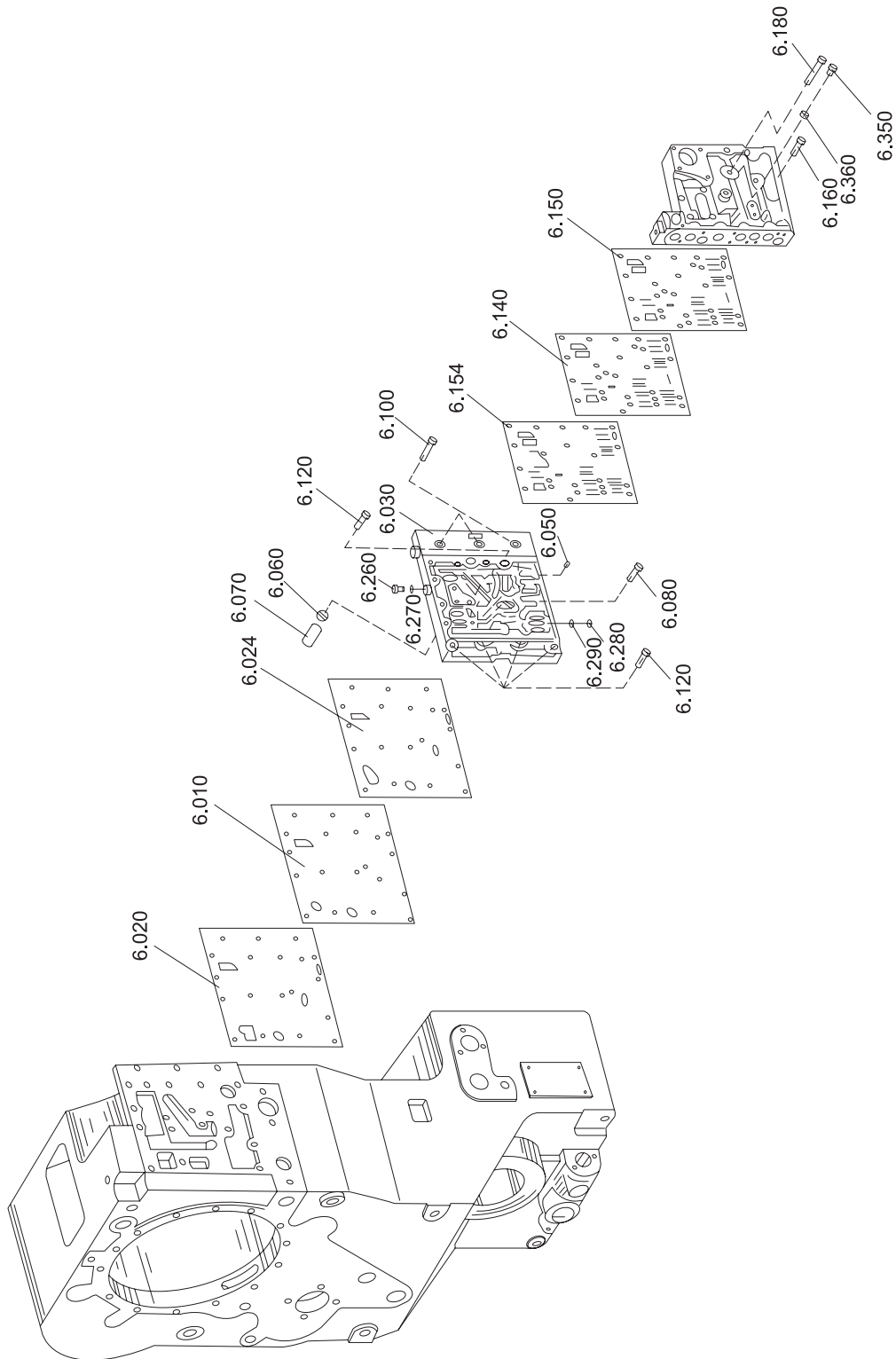
序号 NO.	部件号 PART NO.	零件名称 PART NAME		数量 Q'TY
010	4644 301 225	箱体	Case	1
030	0636 302 027	螺塞 M30×1.5	Plug Screw	1
032	0634 304 275	O型圈27×2	O-ring	1
040	0730 365 867H	铭牌	Name Plate	1
050	0631 311 009	铆钉3×5	Rivet	4
060	0636 305 007	螺塞AM14×1.5	Plug Screw	1
070	0634 306 522	O形圈11×2	O-ring	1
080	4644 301 007	盖板	Cover Plate	1
090	4644 301 192	盖板	Cover Plate	1
100	0636 015 278	六角头螺塞M8×16	Bolt	2
110	0630 001 012	垫圈8.4	Washer	2
120	4466 351 081	密封罩	Seal Cover	2
130	4644 301 088	密封盖	Seal Cover	2
140	0634 801 098	紫铜垫圈A30×36	Copper Washer	1
150	0636 305 023	螺塞AM30×1.5	Plug Screw	1
320	0634 801 250	垫圈A38×44	Washer	1
330	0636 305 026H	螺塞CM38×1.5	Plug Screw	1
410	0637 510 206	螺塞AM30×1.5	Plug Screw	2
414	0634 304 275	O形圈27×2	O-ring	2
530	0750 131 027	通气冒	Aeration Cap	1
780	0636 304 020	吊环M20	Ring	2

第23图 4WG180变速箱输出部件
FIG.23 GEARBOX OUTPUT PART



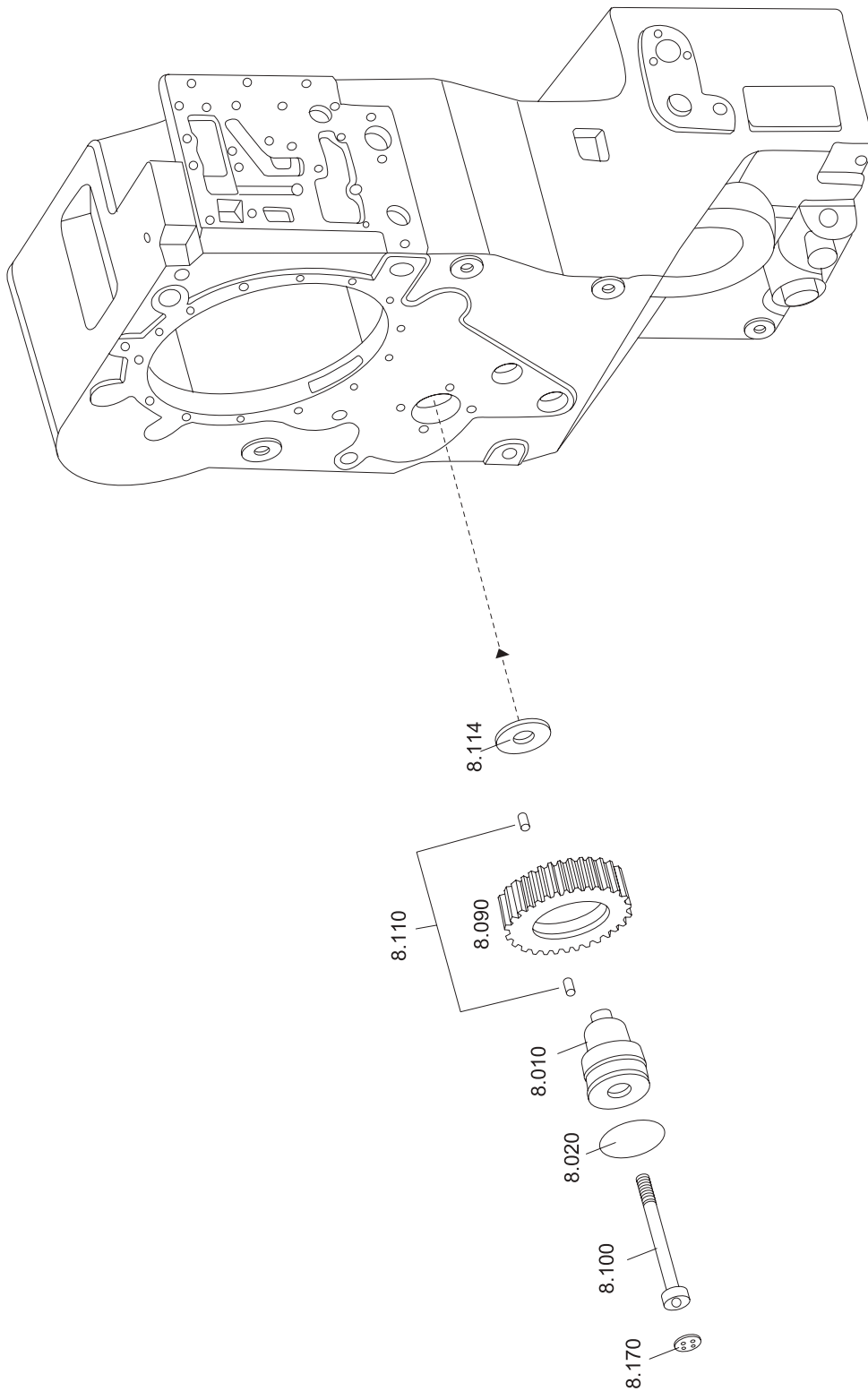
序号 NO.	部件号 PART NO.	零件名称 PART NAME	数量 Q'TY
010	4644 303 216	输出轴 Output Shaft	1
020	4644 303 226	输出齿轮 Output Gear	1
030	0635 416 285	滚柱轴承NJ213EC3 Cylinder Bearing	1
034	1204 308 062	调整垫片 Adjusting Shim	1
040	4620 303 247	压板 Press Plate	2
050	0636 015 127	螺栓M10×30 Bolt	4
060	1269 302 164	螺栓锁片 Bolt Locking Plate	2
070	0750 111 116	轴用密封圈 Shaft Gasket	2
080	0750 116 134	球轴承6311C3 Ball Bearing	1
090	0630 502 048	孔用挡圈120×4 Hole Collar	3
100	0769 120 338	调整垫片 Adjusting Shim	1
110	0730 062 296	轴套 Axile Bush	1
140	4644 303 389	输出法兰AD=150 Output Flange	1
190	0636 021 150	螺栓M12×1.5×40 Bolt	8
192	0637 106 095	螺母M12×1.5 Nut	8

第24图 4WG180变速箱操纵部件
FIG.24 GEARBOX CONTROL PART



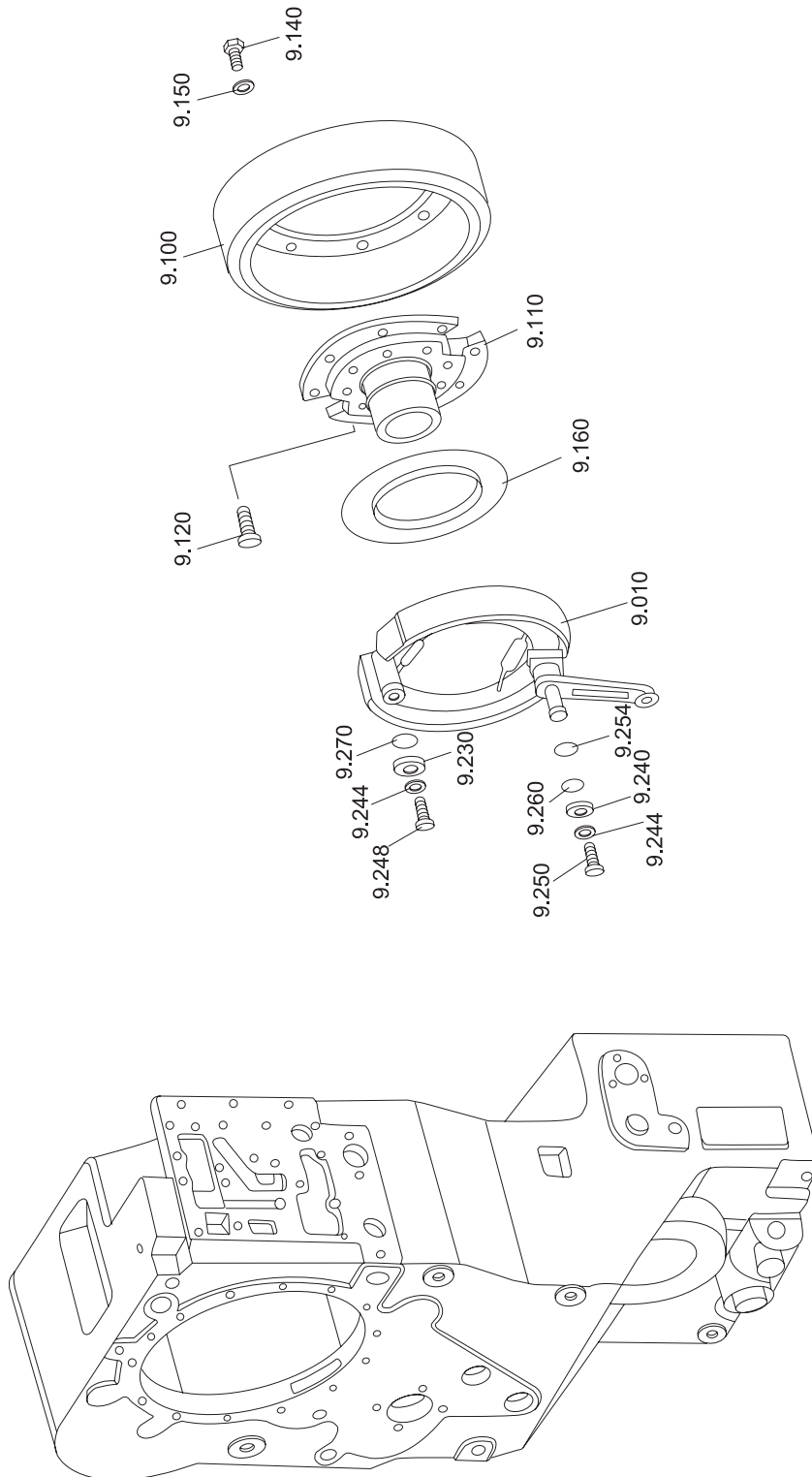
序号 NO.	部件号 PART NO.	零件名称 PART NAME	数量 Q'TY
010	4642 306 050	下隔板 Lower Partition	1
020	4644 306 464	密封垫 Sealing Plate	1
024	4644 306 466	密封垫 Sealing Plate	1
030	4642 306 149	输油板 Oil-line Plate	1
050	4642 306 089	节流嘴 Throttle Nozzle	1
055	4642 306 167	节流嘴 Throttle Nozzle	1
060	0635 460 027	钢球 Steel Ball	2
070	0732 041 226	弹簧 Spring	2
080	0636 101 031	螺栓M8×30 Bolt	3
100	0636 101 035	内六角螺钉M8×45 Bolt	3
120	0636 101 032	内六角螺钉M8×35 Bolt	6
140	4642 306 163	上隔板 Upper Partition	1
150	4642 306 318	密封垫 Sealing Plate	1
154	4642 306 320	密封垫 Sealing Plate	1
160	0636 101 035	内六角螺钉M8×45 Bolt	10
180	0636 101 124	内六角螺钉M8×75 Bolt	6
260	0636 304 019	螺塞M10×1 Plug Screw	1
270	0634 801 152	紫铜垫圈A10×13.5 Red Copper Washer	1
280	0631 610 025	紧定螺钉M10×10 Screw	1
290	0634 801 152	紫铜垫圈A10×13.5 Red Copper Washer	1
350	0636 304 019	螺塞M10×1 Plug Screw	1
360	0634 801 152	紫铜垫圈A10×13.5 Red Copper Washer	1

第25图 4WG180变速箱惰轮部件 FIG.25 GEARBOX IDLER PART



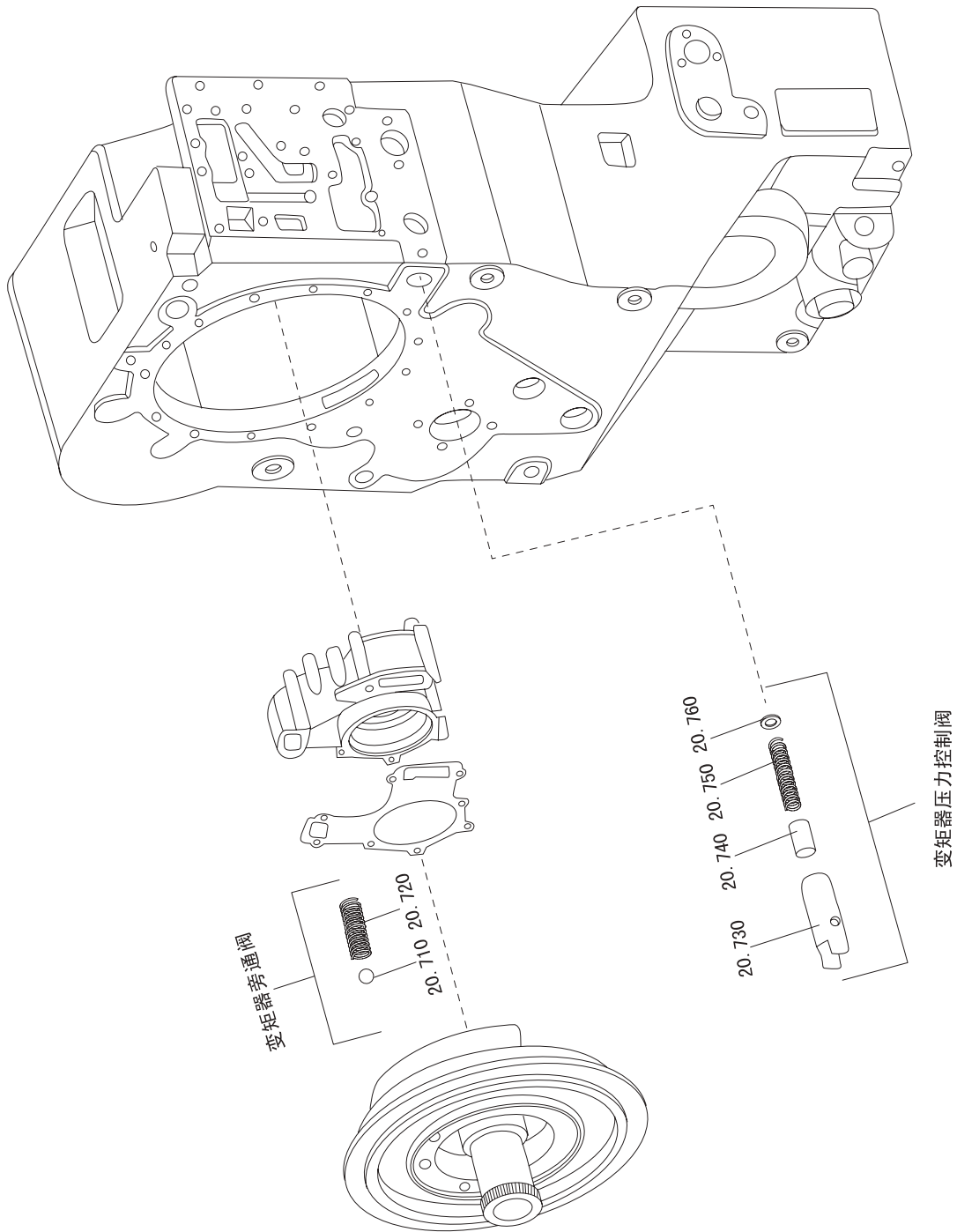
序号 NO.	部件号 PART NO.	零件名称 PART NAME		数量 Q'TY
010	4644 308 618	惰轮轴	Idler Shaft	1
020	0634 313 529	O形圈57×3	O-ring	1
090	4644 308 560	惰轮	Idler	1
100	0636 104 146	螺栓M12×100	Bolt	1
110	0750 118 216	滚柱轴承	Cylinder Bearing	1
114	4644 330 229	垫圈	Washer	1
170	0630 362 824	闷盖	Cover	1

第26图 4WG180变速箱停车制动部件
 FIG.26 GEARBOX PARK BRAKE PART



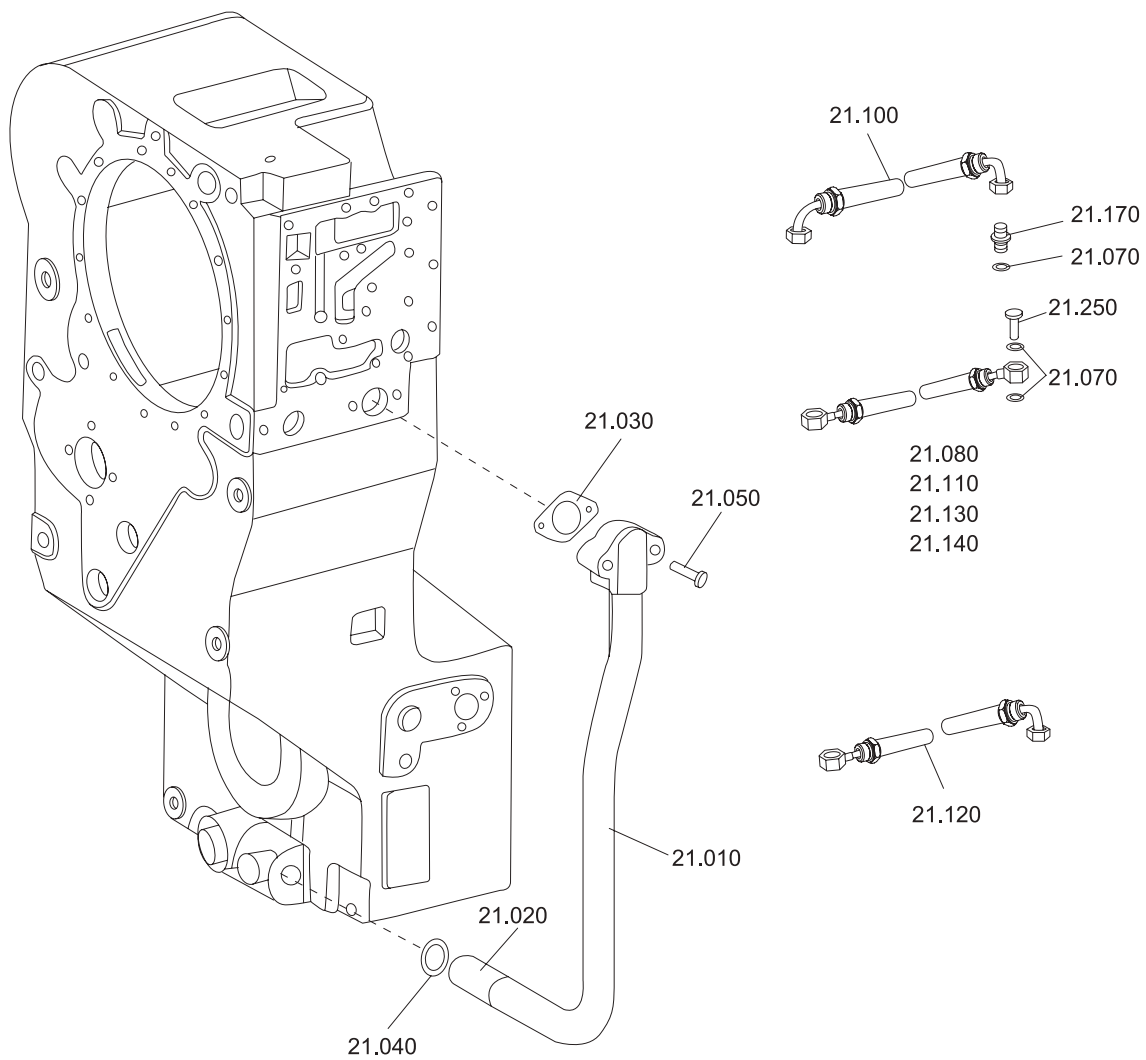
序号 NO.	部件号 PART NO.	零件名称 PART NAME		数量 Q'TY
010	0501 003 822	制动组件	Brake Module	1
100	4644 309 002	制动鼓轮	Brake Strake	1
110	4644 309 808	停车制动器法兰	Detent Flange	1
120	0636 021 151	螺栓M14×1.5×45	Bolt	8
125	0637 106 098	六角头螺母M14×1.5	Nut	8
140	0636 015 166	螺栓M10×25	Bolt	8
150	0630 001 014	垫圈10.5	Washer	8
160	4644 309 008	定位板	Locating Plate	1
230	4644 309 066	垫圈	Washer	1
240	0730 107 676	垫圈	Washer	1
244	0630 101 014	垫圈10.5	Washer	2
248	0636 010 159	螺栓M10×40	Washer	1
250	0636 015 115	螺栓M10×22	Washer	1
254	0630 503 016	止动环	Stop Ring	1
260	0634 306 017	O形圈17.3×2.4	O-ring	1
270	0634 306 024	O形圈25.3×2.4	O-ring	1

第27图 4WG180变速箱压力阀部件
 FIG.27 GEARBOX PRESSURE VALVE PART



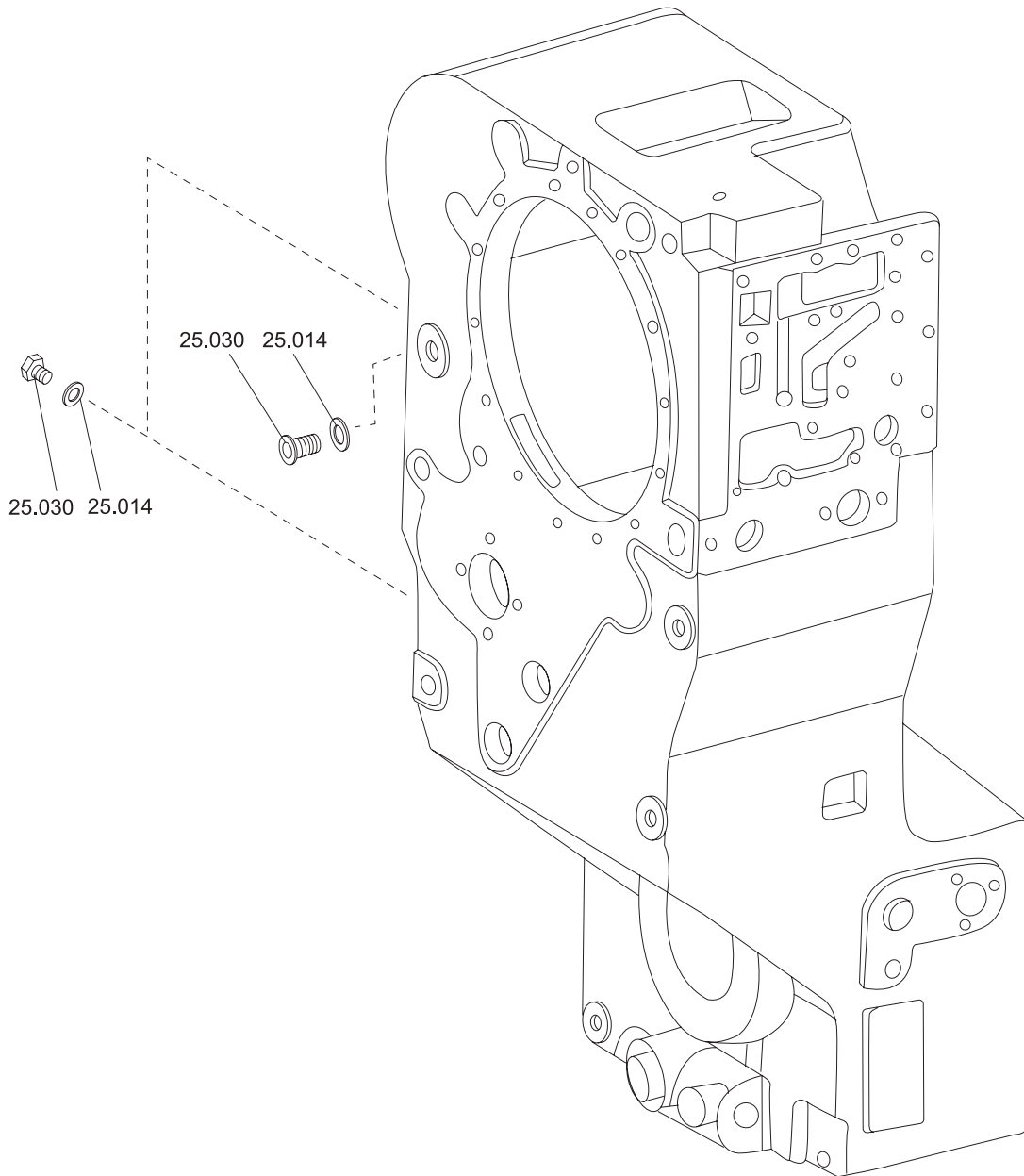
序号 NO.	部件号 PART NO.	零件名称 PART NAME		数量 Q'TY
710	0635 460 029	钢球20mm	Steel Ball	1
720	0732 041 352	压力弹簧2.5×16.95×57.2	Pressure Spring	1
730	4644 320 042	阀套	Vavle Poacket	1
740	4644 320 034	阀芯	Spool	1
750	0732 042 251	压力弹簧2.8×16.84×87.1	Pressure Spring	1
760	0630 001 017	垫圈14×28	Washer	1

第28图 4WG180变速箱吸油管部件 FIG.28 GEARBOX OIL SUCTION PIPE PART



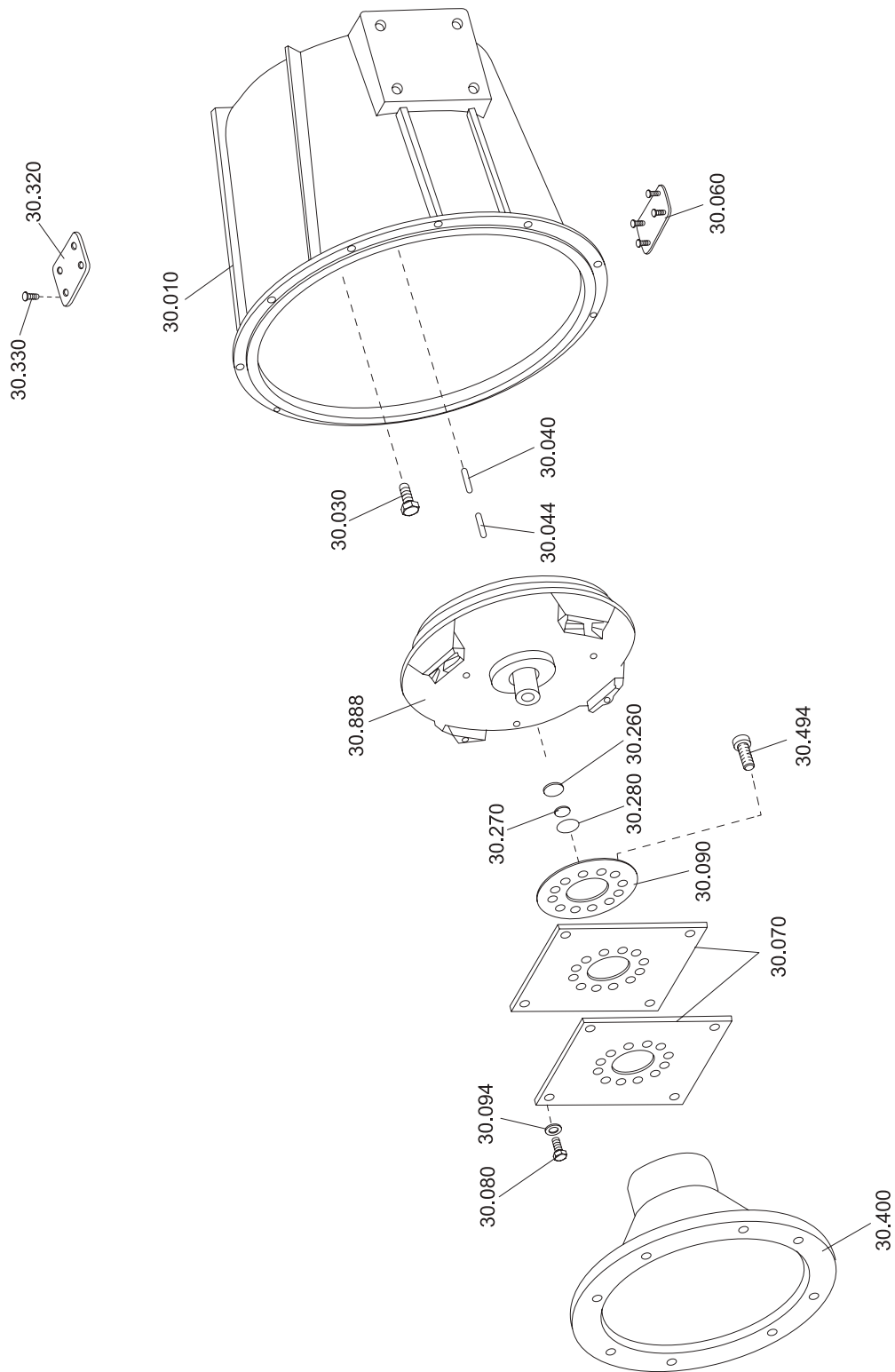
序号 NO.	部件号 PART NO.	零件名称 PART NAME		数量 Q'TY
010	4644 221 877H	吸油管组件	Oil Suction Pipe	1
020	4644 221 821	吸油滤组件	Oil Suction Pipe	1
030	4644 321 244	纸垫	Paper Washer	2
050	0636 010 089	螺栓M8×50	Bolt	4
070	0634 801 050	紫铜垫圈	Copper Washer	20
080	0501 204 425	软管	Tube	1
100	0501 204 674	软管	Tube	1
110	0501 204 425	软管	Tube	1
120	0501 204 422	软管	Tube	1
130	0501 204 427	软管	Tube	1
140	0501 204 427	软管	Tube	1
170	0637 842 509	管接头	Pipe Junction	4
250	0737 835 153	空心螺栓	Hollowness Bolt	8
320	4642 331 216	纸垫	Paper Washer	1
614	0636 101 031	螺栓	Bolt	2

第29图 4WG180变速箱传感器部件
FIG.29 GEARBOX SENSOR PART



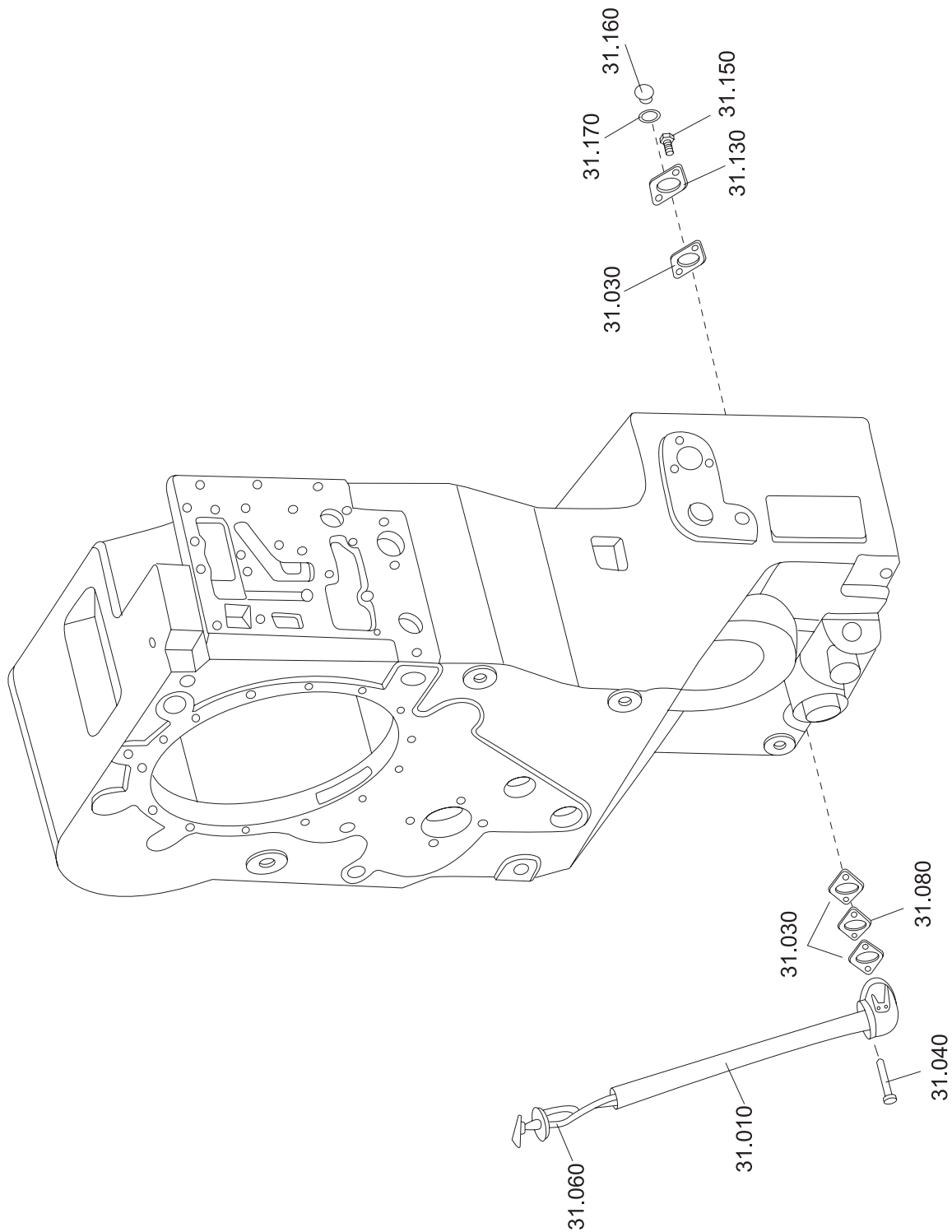
序号 NO.	部件号 PART NO.	零件名称 PART NAME	数量 Q'TY
140	0634 801 155	垫圈A18×24 Washer	3
300	0636 302 004	螺塞M18×1.5 Plug Screw	3

第30图 4WG180变速箱发动机连接部件
 FIG.30 GEARBOX ENGINE CONNECT PART



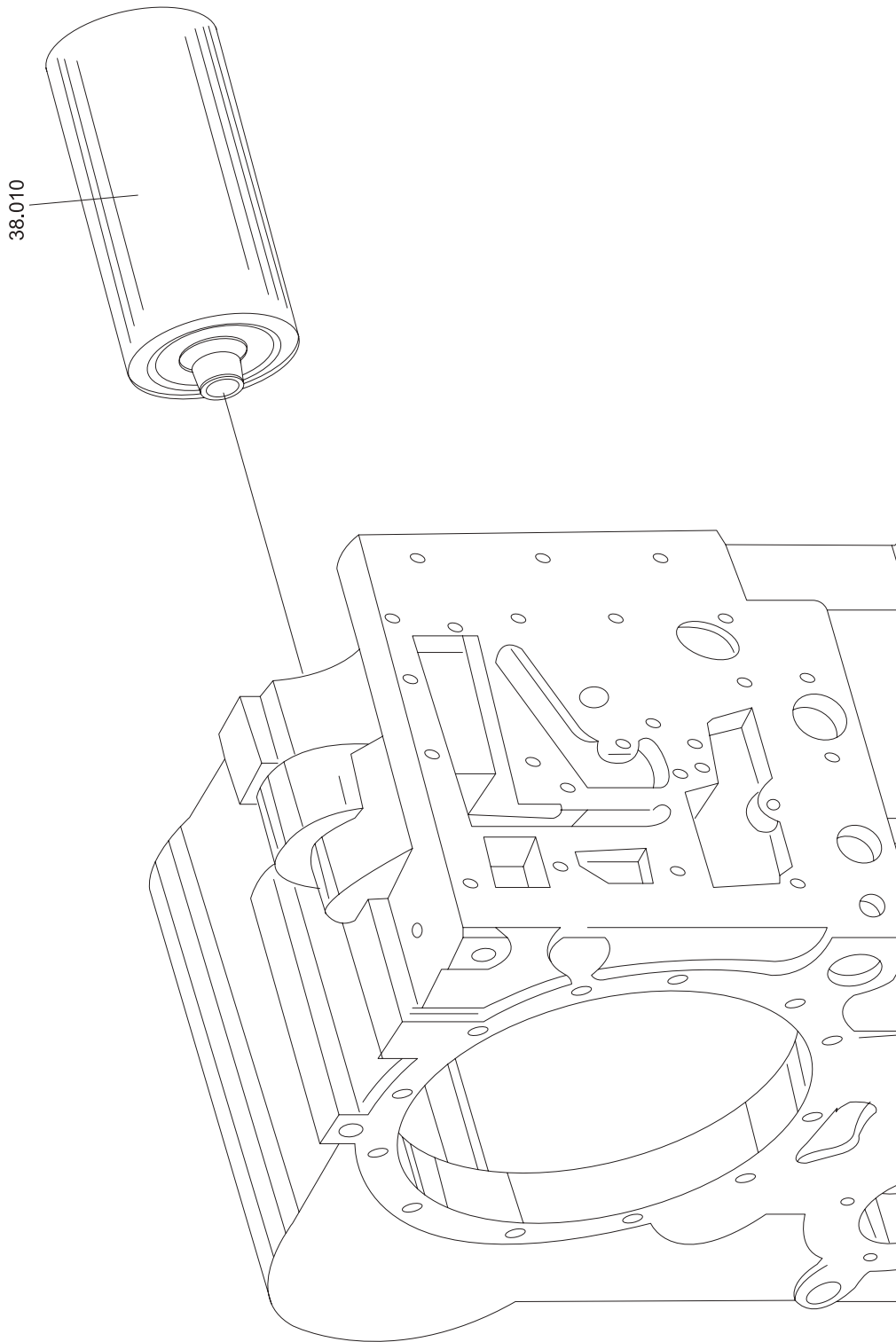
序号 NO.	部件号 PART NO.	零件名称 PART NAME		数量 Q'TY
010	4644 330 839	连接外壳	Connection Shell	1
030	0636 010 460	螺栓M10×50	Bolt	14
040	0631 329 163	弹性圆柱销10×28	Elastic Pin	2
044	0631 329 069	弹性圆柱销6×30	Elastic Pin	2
050	4644 330 999	盖	Cover	1
056	0636 015 032	螺栓M6×10	Bolt	4
070	4644 230 239	膜片	Diaphragm	3
080	0636 016 815	螺栓M12×16	Bolt	4
085	0636 016 814	螺栓M12×30	Bolt	12
090	4644 330 228	隔圈	Space Ring	1
094	0630 101 015	垫圈13×20	Washer	4
400	4644 330 998	飞轮过渡盘	Flywheel Transition Plate	1
518	0769 120 527	垫片	Washer	1
888	41660 34800	变矩器	Torque Convert	1

第31图 4WG180变速箱加油管部件
 FIG.31 GEARBOX OIL FILLING PIPE PART



序号 NO.	部件号 PART NO.	零件名称 PART NAME		数量 Q'TY
010	4642 231 914	加油管组件	Oil Filling Pipe	1
030	4642 331 216	纸垫	Paper Washer	3
040	0636 015 077	螺栓M8×20	Bolt	2
060	4644 231 100	油标尺组件	Oil Scale Ruler	1
080	4642 331 056	挡板	Back Plate	1
130	4644 301 016	盖板	Cover	1
150	0636 015 289	螺栓	Bolt	2
160	0636 305 016	螺塞AM22×1.5	Plug Screw	1
170	0634 801 074	垫圈A22×27	Washer	1

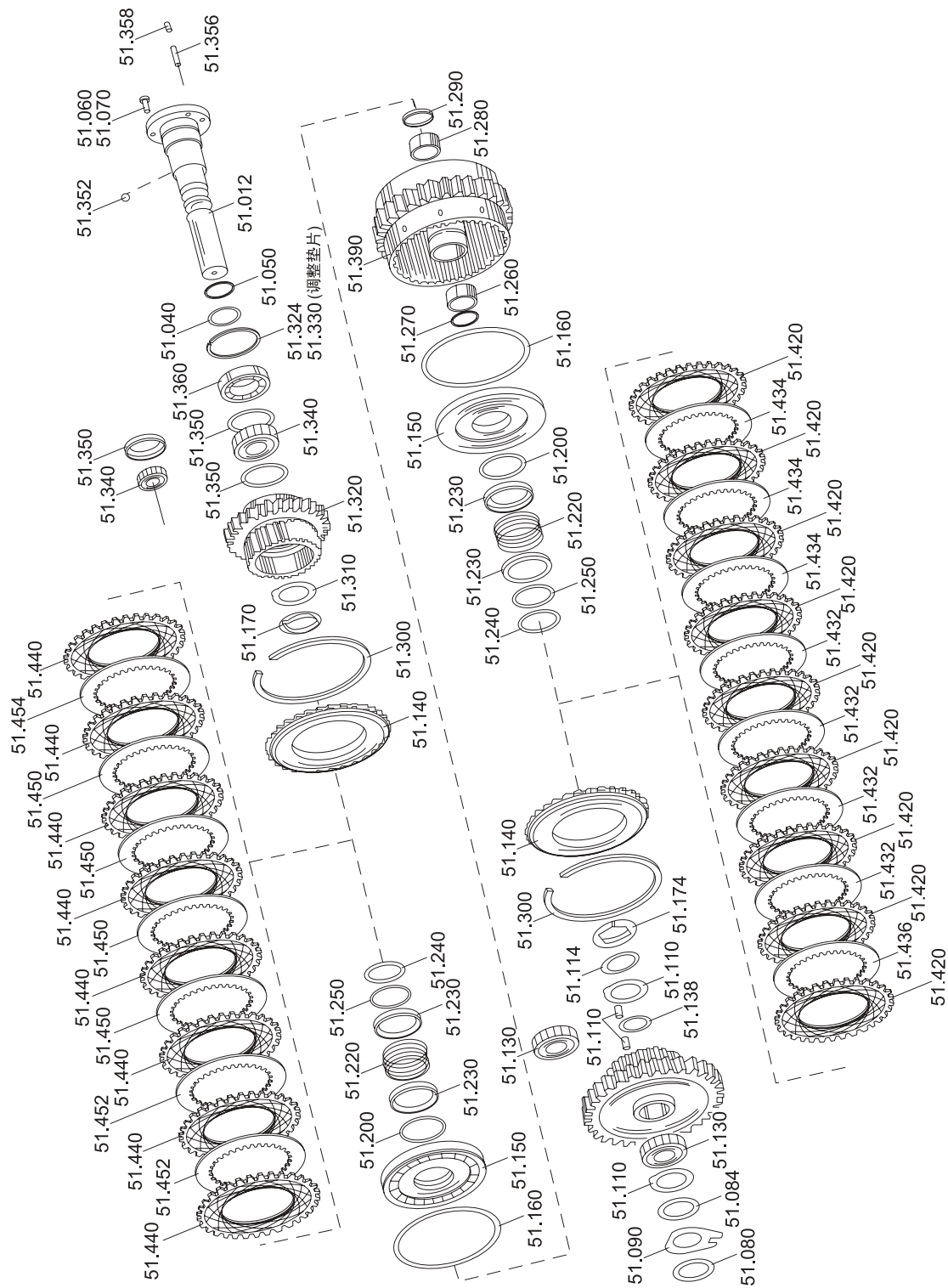
第32图 4WG180变速箱滤油器部件
FIG.32 FIG.15 Gearbox Oil-filter Part



序号 NO.	部件号 PART NO.	零件名称 PART NAME	数量 Q'TY
010	0750 131 053	旋装滤油器 Revolution Oil Filter	1

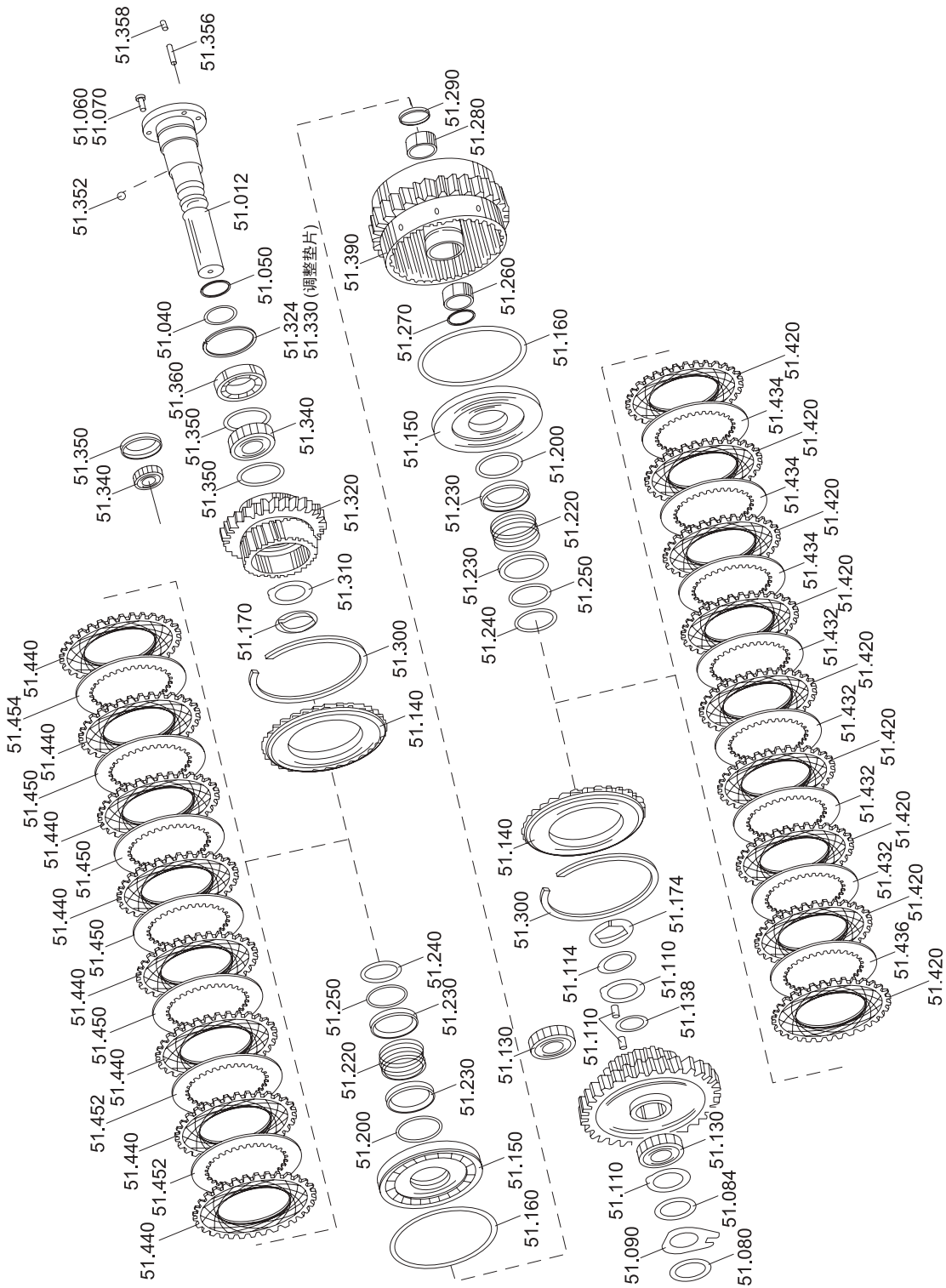
第33图 4WG180变速箱KV+K1离合器部件

FIG.33 KV+K1 CLUTCH PART



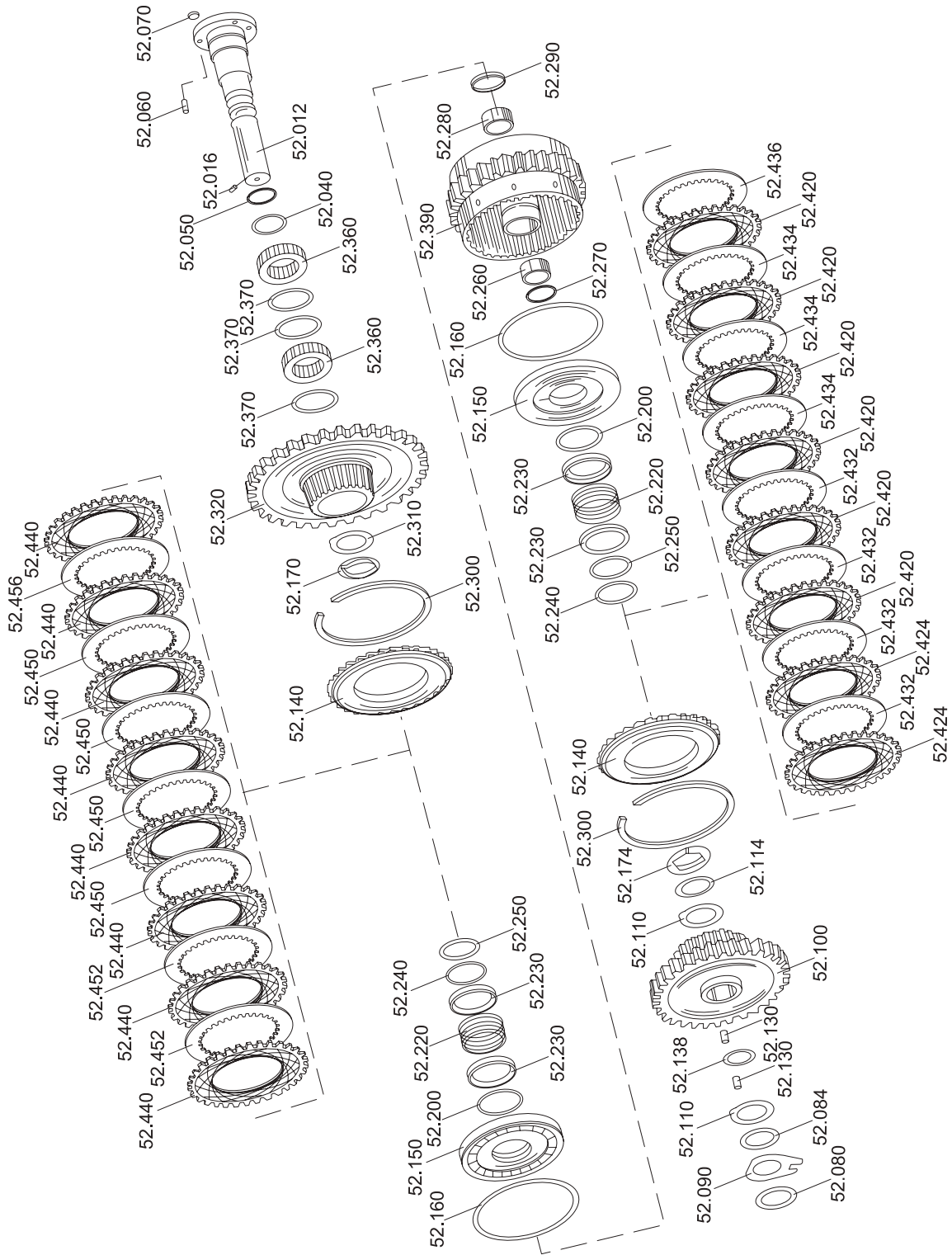
序号 NO.	部件号 PART NO.	零件名称 PART NAME	数量 Q'TY
012	4644 351 076	轴 Shaft	1
040	0634 313 536	O型圈 O-ring	1
050	0734 401 106	搭扣密封环 Ring Seal	3
060	0636 610 014	螺柱M8×18 Bolt	3
070	0637 006 018	螺母M8 Nut	3
080	0769 120 468	调整垫片 Adjusting Shim	1
084	0730 150 759	承磨垫 Wear Washer	1
090	4644 303 529	止动垫片 Stop Washer	1
100	4644 308 622	齿轮 Gear	1
110	4644 308 265	止动垫圈 Stop Ring	2
114	0730 150 773	承磨垫 Wear Washer	1
134	0750 119 100	滚子组35.2×55.2×37 Roller Module	1
138	4644 308 266	垫圈 Washer	1
140	4644 308 071	承压板 Bearing Plate	2
150	4644 351 070	活塞 Plunger	2
160	0750 112 139	异形密封环 Ring Seal	2
170	4644 351 094	止动片 Stop Plate	1
174	4642 308 555	止动片 Stop Plate	1
200	0750 112 140	异形密封环 Ring Seal	2
220	0732 041 183	压力弹簧 Pressure Spring	2
230	4642 308 083	导向环 Rider Ring	4
240	0630 531 346	挡圈 Retainer Ring	2
250	4642 308 084	导向环 Rider Ring	2
260	0635 303 203	滚针轴承F3526 Multi-roll Bearing	1
270	0730 513 610	弹性挡圈 Snap Ring	1
280	0635 303 205	滚针轴承F4026 Needle Bearing	1
290	0730 513 611	弹性挡圈 Snap Ring	1
300	0769 124 126	弹性挡圈 Snap Ring	2
310	0730 150 779	承磨垫 Wear Washer	1
320	4644 351 012	齿轮 Gear	1
324	0630 502 037	孔用挡圈75×2.5 Hole Collar	2
330	0769 120 556	调整垫片 Adjusting Shim	1
340	0735 358 132	滚柱轴承45×75×28 Cylinder Bearing	1
350	0501 308 830	挡圈 Collar	2
360	0750 116 100	球轴承6009MAC3 Ball Bearing	1
390	4644 251 042	离合器外壳 Clutch Housing	1

第33图 4WG180变速箱KV+K1离合器部件
FIG.33 KV+K1 CLUTCH PART



序号 NO.	部件号 PART NO.	零件名称 PART NAME		数量 Q'TY
420	0501 309 330	外摩擦片	Outside Friction Disk	12
432	4644 308 329	内摩擦片	Inner Friction Disk	9
434	4644 308 330	内摩擦片	Inner Friction Disk	1
436	0769 129 022	内摩擦片	Inner Friction Disk	1
440	0501 309 330	外摩擦片	Outside Friction Disk	8
450	4644 308 329	内摩擦片	Inner Friction Disk	4
452	4644 308 330	内摩擦片	Inner Friction Disk	2
454	0769 129 022	内摩擦片	Inner Friction Disk	1

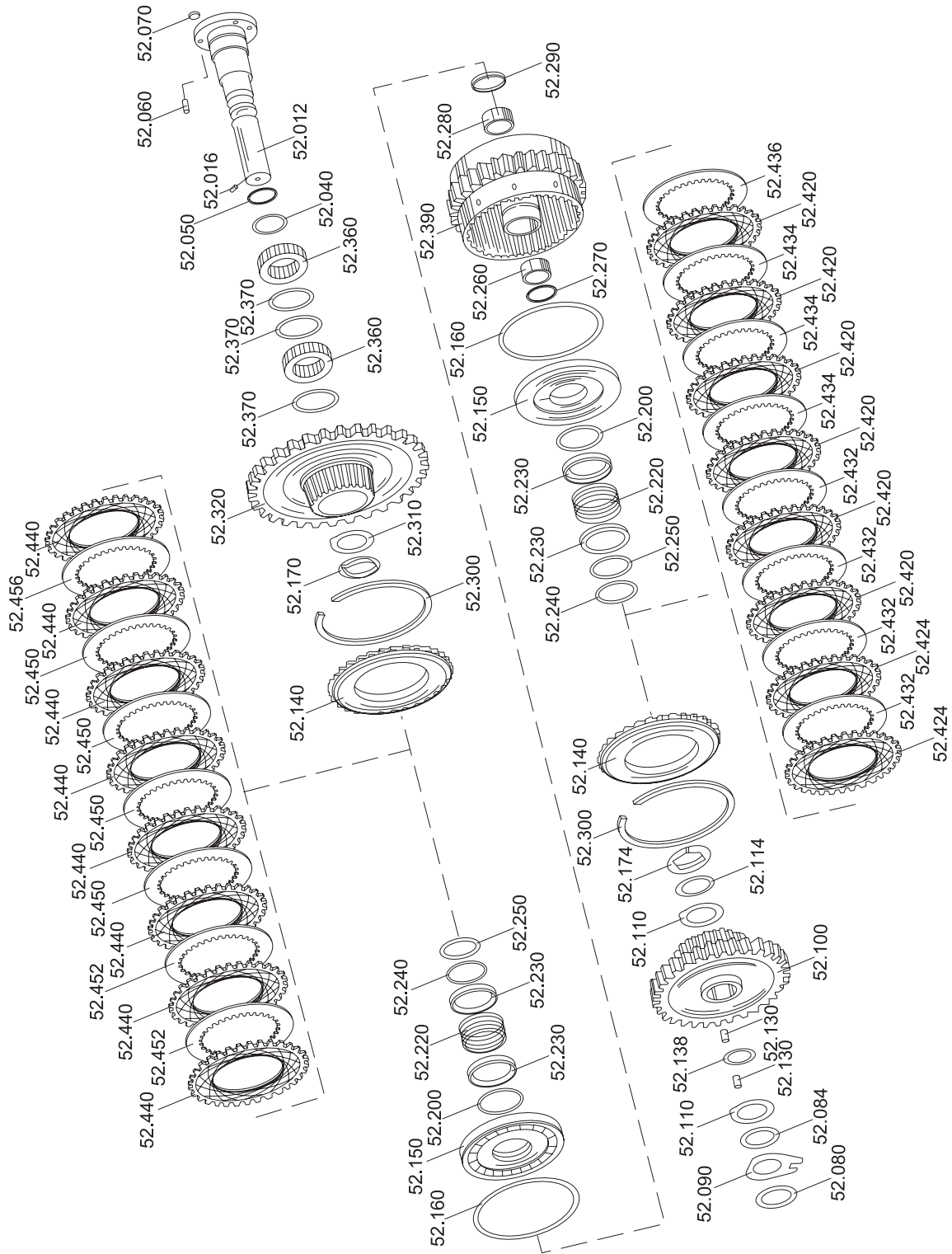
第34图 4WG180变速箱KR+K2离合器部件
FIG.34 KR+K2 CLUTCH PART



序号 NO.	部件号 PART NO.	零件名称 PART NAME	数量 Q'TY
012	4644 352 062	轴 Shaft	1
040	0634 313 536	O型圈 "O" Ring	1
050	0734 401 106	搭扣密封环 Hasp Seal Ring	3
060	0636 610 014	螺柱M8×18 Double-screw Bolt	3
070	0637 006 018	螺母M8 Nut	3
080	0769 120 468	调整垫片 Adjust Washer	1
084	0730 150 759	承磨垫 Wear Pad	1
090	4644 303 529	止动垫片 Locking Gasket	1
100	4644 308 622	齿轮 Gear	1
110	4644 308 265	止动垫圈 Locking Washer	2
114	0730 150 773	承磨垫 Wear Pad	1
130	0750 119 100	滚子组35.2×55.2×37 Roller Group	1
138	4644 308 266	垫圈 Washer	1
140	4644 308 071	承压板 Bearing Plate	2
150	4644 351 070	活塞 Plunger	2
160	0750 112 139	异形密封环 Sketch Seal Ring	2
170	4644 351 094	止动片 Stop Plate	1
174	4642 308 555	止动片 Stop Plate	1
200	0750 112 140	异形密封环 Sketch Seal Ring	2
220	0732 041 183	压力弹簧 Pressure Spring	2
230	4642 308 083	导向环 Guide Ring	4
240	0630 531 346	挡圈 Circlip	2
250	4642 308 084	导向环 Guide Ring	2
260	0635 303 203	滚针轴承F3526 Needle Bearing	1
270	0730 513 610	弹性挡圈 Collar	1
280	0635 303 205	滚针轴承F4026 Needle Bearing	1
290	0730 513 611	弹性挡圈 Collar	1
300	0769 124 126	弹性挡圈 Collar	2
310	0730 150 779	承磨垫 Wear Pad	1
320	4644 252 016	齿轮 Gear	1
360	0750 115 211	滚柱轴承K45×75×32.2/24.4 Pin Rollar Bearing	1

第34图 4WG180变速箱KR+K2离合器部件

FIG.34 KR+K2 CLUTCH PART

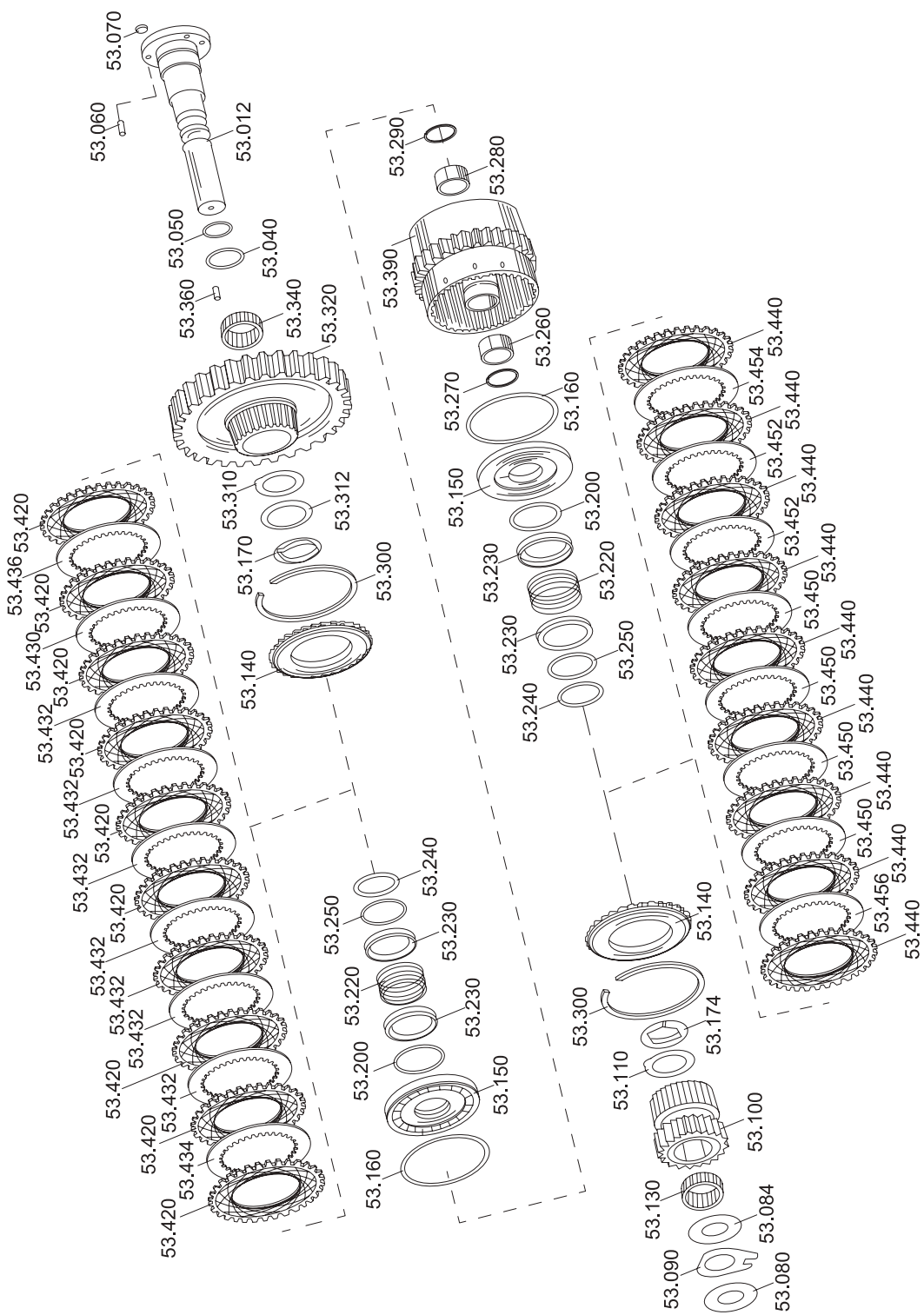


序号 NO.	部件号 PART NO.	零件名称 PART NAME		数量 Q'TY
370	0501 308 830	挡圈	Circlip	3
390	4644 252 087	离合器外壳	Clutch Shell	1
420	0501 309 330	外摩擦片	Outside Friction Disk	12
432	4644 308 329	内摩擦片	Inside Friction Disk	9
434	4644 308 330	内摩擦片	Inside Friction Disk	1
436	0769 129 022	内摩擦片	Inside Friction Disk	1
440	0501 309 330	外摩擦片	Outside Friction Disk	8
450	4644 308 329	内摩擦片	Inside Friction Disk	4
452	4644 308 330	内摩擦片	Inside Friction Disk	2
456	0769 129 022	内摩擦片	Inside Friction Disk	1

序号 NO.	部件号 PART NO.	零件名称 PART NAME	数量 Q'TY
012	4644 353 058	轴 Shaft	1
040	0634 313 536	O型圈 "O" Ring	1
050	0734 401 106	搭扣密封环 Hasp Seal Ring	3
060	0636 610 014	螺柱M8×18 Double-screw Bolt	2
070	0637 006 018	螺母M8 Nut	2
080	0769 120 468	调整垫片 Adjust Washer	1
084	0730 150 759	承磨垫 Wear Pad	1
090	4644 303 534	止动垫片 Locking Gasket	1
100	4644 308 167	齿轮 Gear	1
110	0730 150 777	承磨垫 Wear Pad	1
130	0735 358 069	滚针轴承K35×50.06×30 Needle Bearing	1
140	4642 308 185	承压板 Bearing Plate	2
150	4644 353 051	活塞 Plunger	2
160	0750 112 141	异形密封环 Sketch Seal Ring	2
170	4644 351 094	止动片 Stop Plate	1
174	4642 308 555	止动片 Stop Plate	1
200	0750 112 140	异形密封环 Sketch Seal Ring	2
220	0732 041 183	压力弹簧 Pressure Spring	2
230	4642 308 083	导向环 Guide Ring	4
240	0630 531 346	挡圈 Circlip	2
250	4642 308 084	导向环 Guide Ring	2
260	0750 115 182	滚针轴承35×42×20 Needle Bearing	1
270	0730 513 610	弹性挡圈 Collar	1
280	0635 303 204	滚针轴承F4042 Needle Bearing	1
290	0730 513 611	弹性挡圈 Collar	1
300	0769 124 115	弹性挡圈 Collar	2
310	0730 150 779	承磨垫 Wear Pad	1
312	0730 109 643	垫片 Gasket	1
320	4644 308 859	齿轮 Gear	1
340	0750 115 109	滚针组45×53×27.8 Rollar Pin Group	1
360	0750 119 048	滚柱 Pin Rollar	12
390	4644 253 045	离合器外壳 Clutch Shell	1
420	0501 309 329	外摩擦片 Outside Friction Disk	10
430	4642 308 330	内摩擦片 Inside Friction Disk	1
432	4642 308 332	内摩擦片 Inside Friction Disk	6
434	4642 308 331	内摩擦片 Inside Friction Disk	1

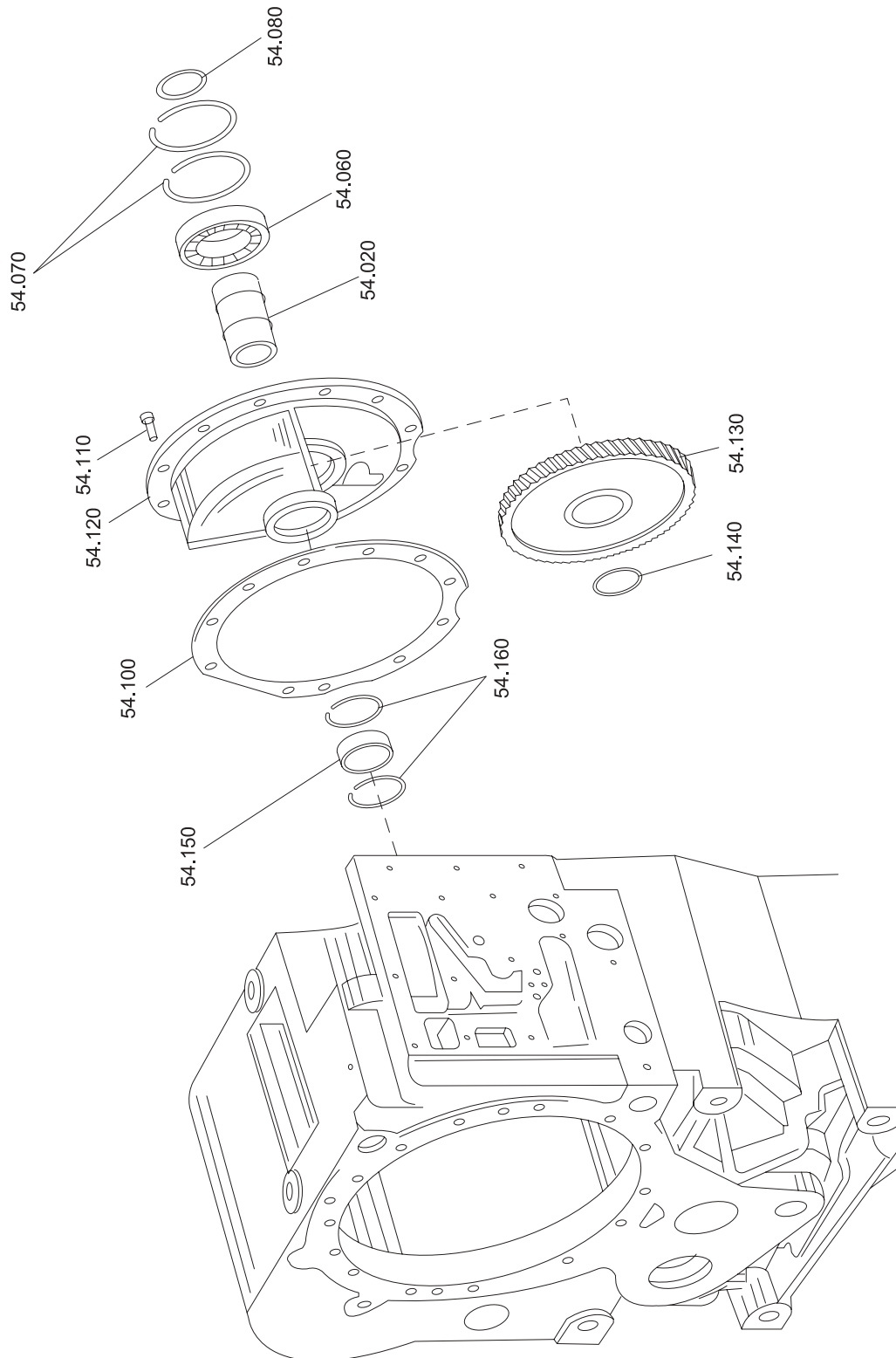
第35图 4WG180变速箱K3+K4离合器部件

FIG.35 K3+K4 CLUTCH PART



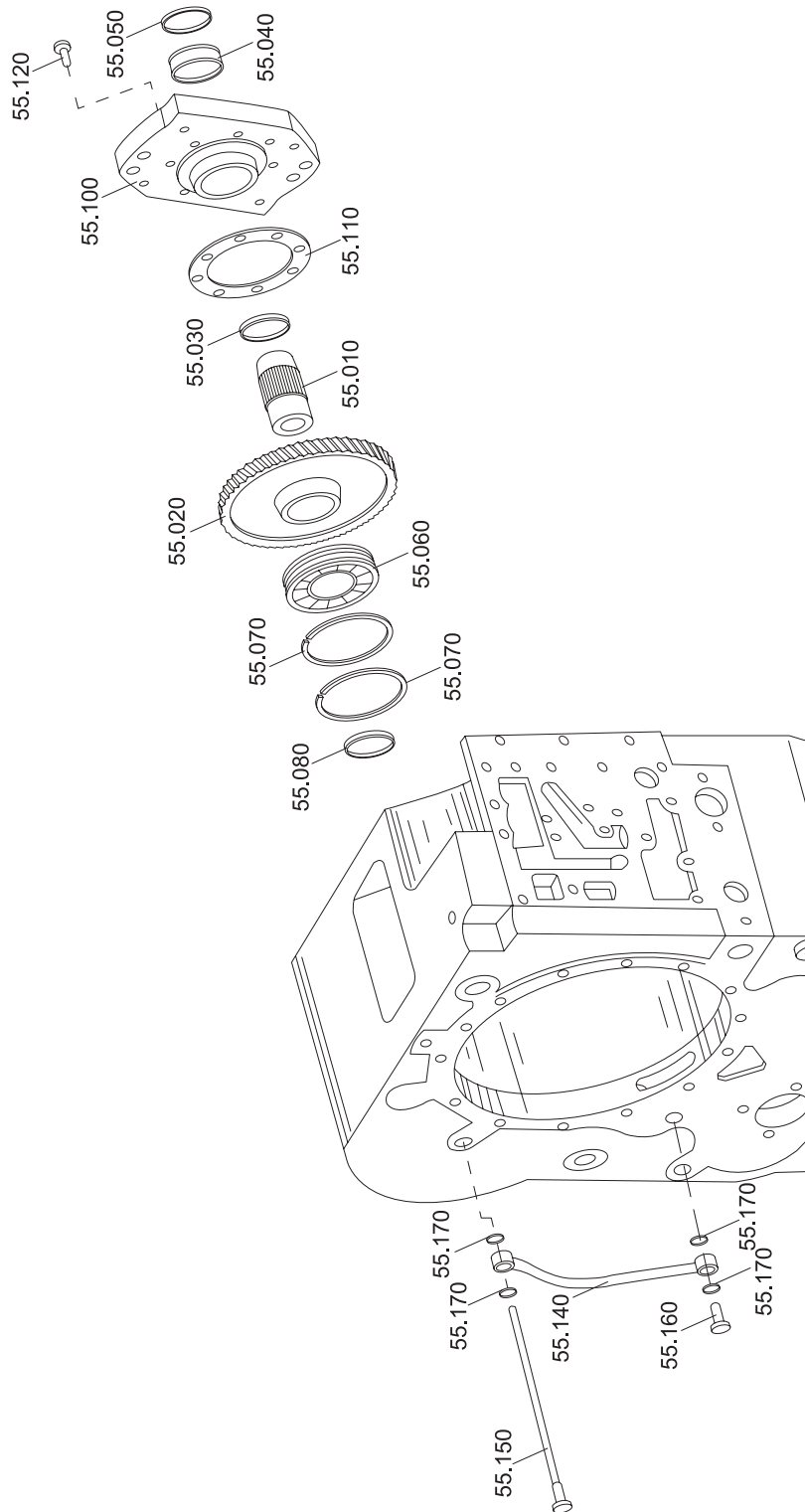
序号 NO.	部件号 PART NO.	零件名称 PART NAME	数量 Q'TY
436	0769 129 011	内摩擦片 Inside Friction Disk	1
440	0501 309 329	外摩擦片 Outside Friction Disk	9
450	4642 308 330	内摩擦片 Inside Friction Disk	4
452	4642 308 332	内摩擦片 Inside Friction Disk	2
454	4642 308 331	内摩擦片 Inside Friction Disk	1
456	0769 129 011	内摩擦片 Inside Friction Disk	1

第36图 4WG180变速箱取力器部件1
FIG.36 GEARBOX PTO PART 1



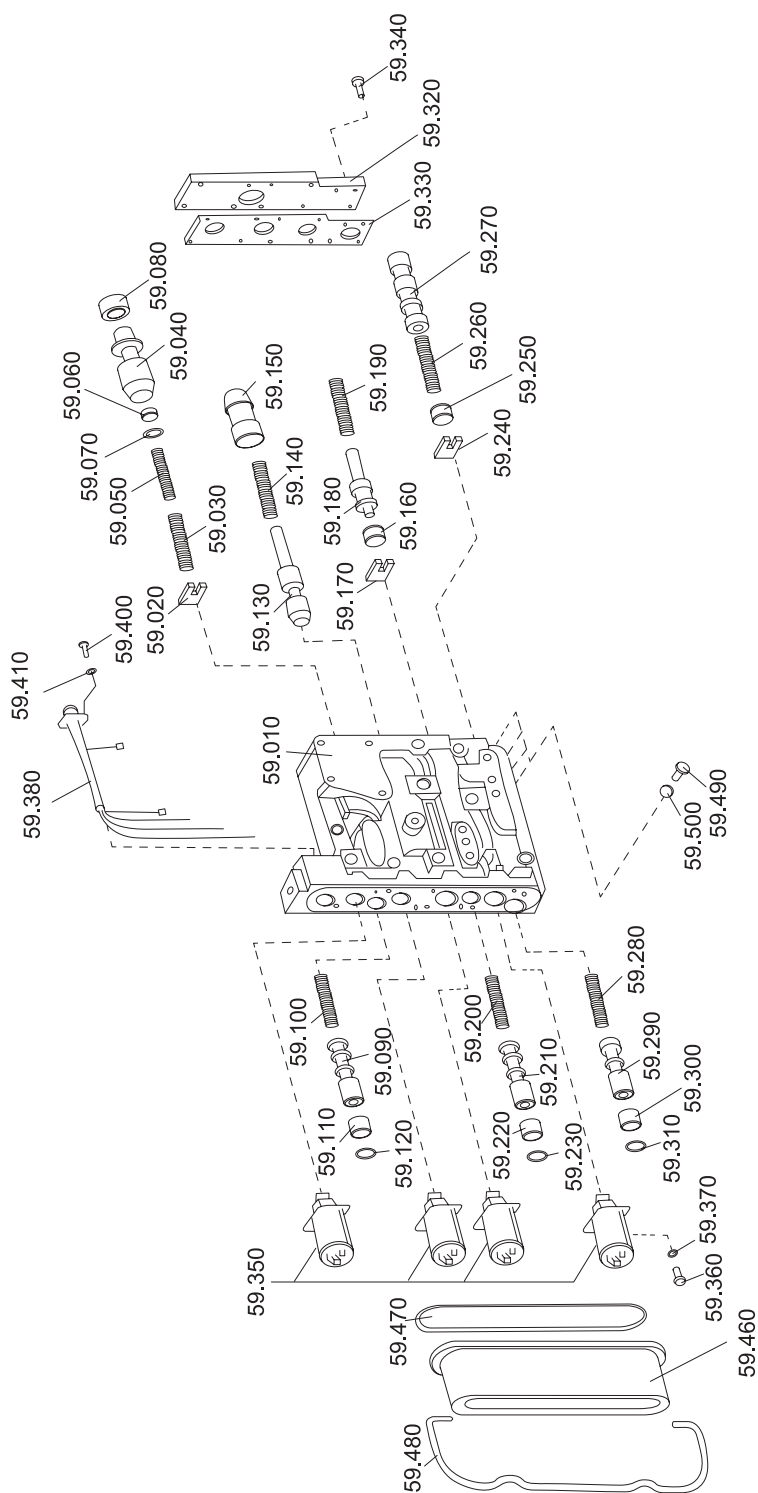
序号 NO.	部件号 PART NO.	零件名称 PART NAME		数量 Q'TY
020	4644 311 005	取力器轴	PTO shaft	1
060	0750 116 259	球轴承6209N/C3	Ball bearing	1
070	0630 503 011	轴用弹性挡圈	Circlip for Axial	2
080	0630 501 033	轴用挡圈45×1.75	Circlip for Axial	1
100	4644 311 214	纸垫	Paper Washer	1
110	0636 015 077	螺栓M8×20	Bolt	11
120	4644 311 067	输出箱体轮	Output Case Wheel Hub	1
130	4644 311 007	传动齿轮	Drive Gear	1
140	0630 513 068	轴用弹性挡圈	Circlip for Axial	1
150	0635 303 104	滚针轴承HK4516	Needle Bearing	1
160	0630 513 016	孔用弹性挡圈	Circlip for Hole	2
840	4644 311 913	过渡盘	Transition Disk	1
845	4644 311 911	纸垫	Paper Washer	1

第37图 4WG180变速箱取力器部件2
FIG.37 GEARBOX PTO PART 2



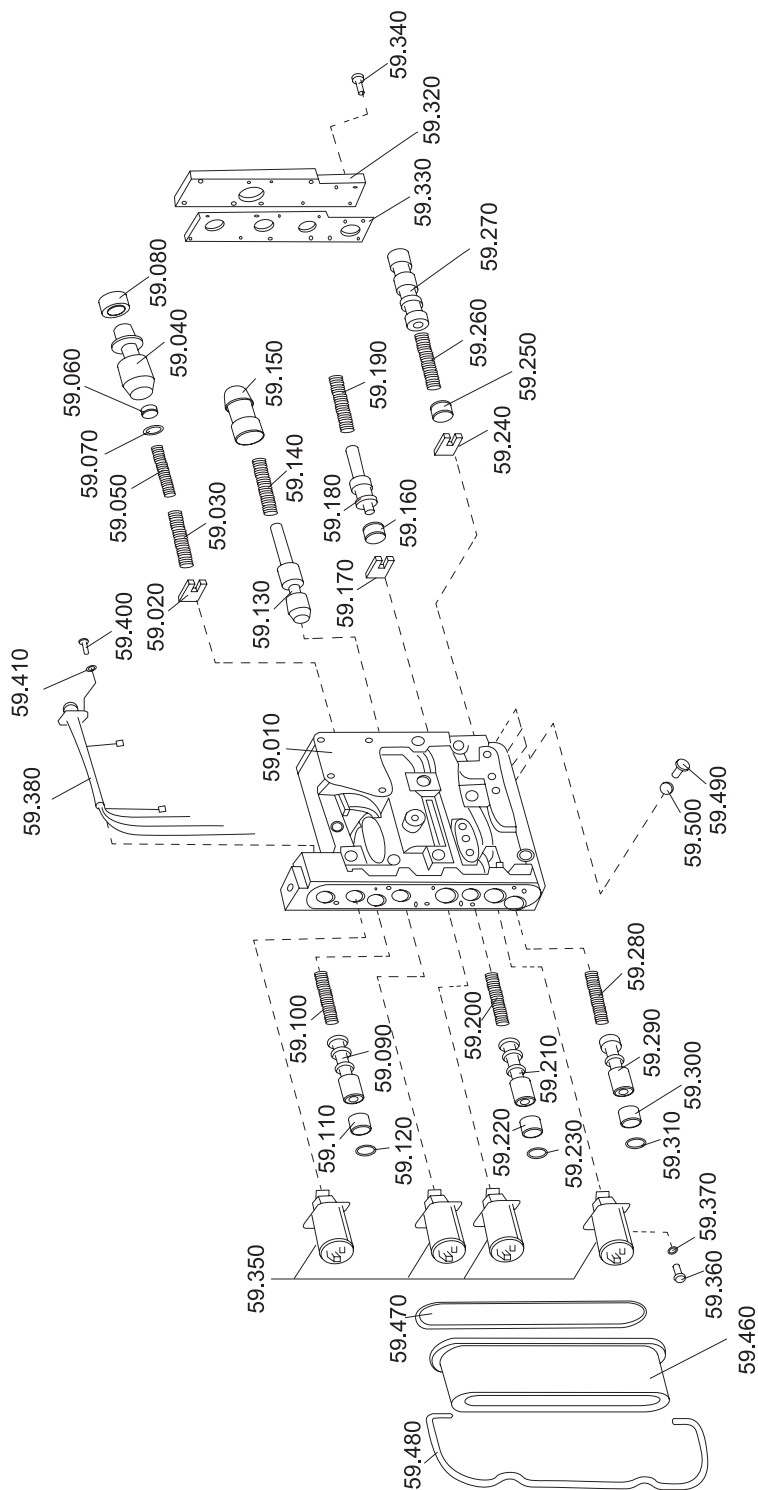
序号 NO.	部件号 PART NO.	零件名称 PART NAME	数量 Q'TY
010	4644 355 864	取力器轴 Chelse Shaft	1
020	4644 311 008	传动齿轮 Drive Gear	1
030	0630 513 068	轴用弹性挡圈 Circlip for Axial	1
040	0635 303 104	滚针轴承HK4516 Ball bearing	1
050	0630 513 016	孔用弹性挡圈 Circlip for Hole	1
060	0750 116 259	球轴承6209N/C3 Ball bearing	1
070	0630 503 011	轴用弹性挡圈 Circlip for Axial	2
080	0630 501 033	轴用挡圈45×1.75 Circlip for Axial	1
100	4644 311 121	泵法兰 Pump Flange	1
105	4644 311 913	过渡盘 Transition Disk	1
110	4644 311 209	纸垫 Paper Washer	1
115	4644 311 911	纸垫 Paper Washer	1
120	0636 015 077	螺栓M8×20 Bolt	8
140	0501 205 628	软管 Hose	1
150	4642 211 001	油管组件 Oil Pipe Unit	1
160	0637 835 003	空心螺栓A8 Hollowness Bolt	1
170	0634 801 038	紫铜垫圈A14×28 Red Copper Washer	4

第38图 4WG180变速箱操纵阀部件
FIG.38 GEARBOX CONTROL VALVE PART



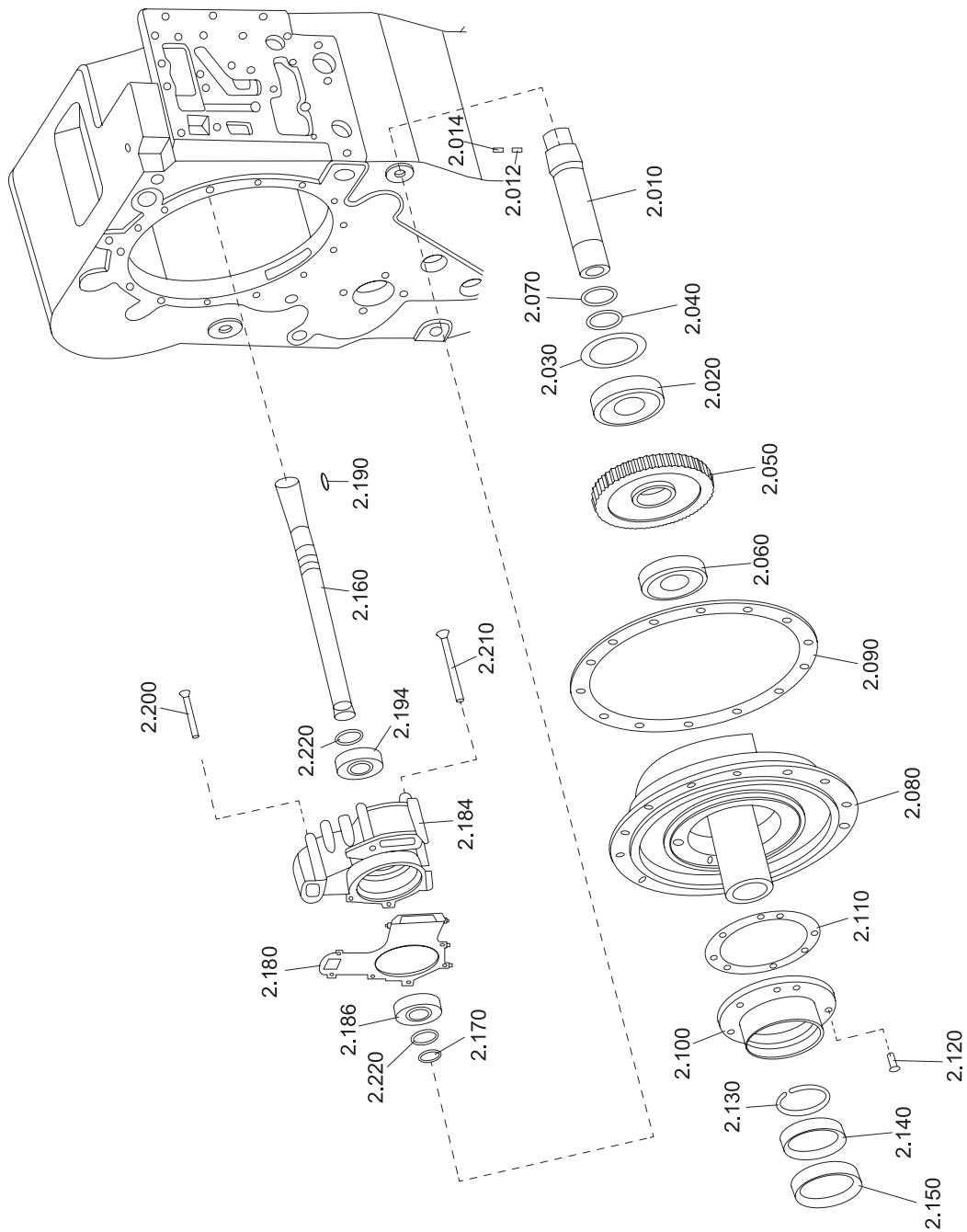
序号 NO.	部件号 PART NO.	零件名称 PART NAME	数量 Q'TY
010	4642 306 152	阀体 Valve Body	1
020	4620 306 248	锁片 Locking Plate	1
030	0732 040 838	弹簧 Spring	1
040	4620 306 245	阀芯 Spool	1
050	0732 040 837	弹簧 Spring	1
060	0730 061 778	隔套 Sleeve	1
070	0769 120 747	垫片 Gasket	6
080	4620 306 247	衬套 Bush	1
090	4642 306 094	阀芯 Spool	1
100	0732 041 254	弹簧 Spring	1
110	4620 306 252	挡销 Backing Pin	1
120	0634 303 118	O形圈 "O" Ring	1
130	4620 306 413	阀芯 Spool	1
140	0732 041 390	弹簧 Spring	1
150	4620 306 414	阀芯 Spool	1
160	4644 306 549	挡销 Backing Pin	1
170	4644 306 241	固定板 Mounted Plate	1
180	4620 306 255	阀芯 Spool	1
190	0732 041 154	弹簧 Spring	1
200	0732 041 254	弹簧 Spring	1
210	4642 306 093	阀芯 Spool	1
220	4620 306 252	挡销 Backing Pin	1
230	0634 303 118	O形圈 "O" Ring	1
240	4642 306 049	锁片 Gasket	1
250	4644 306 549	挡销 Backing Pin	1
260	0732 041 254	弹簧 Spring	1
270	4642 306 095	阀芯 Spool	1
280	0732 041 254	弹簧 Spring	1
290	4642 306 096	阀芯 Spool	1
300	4620 306 252	挡销 Backing Pin	1
310	0634 303 118	O形圈 "O" Ring	1
320	4620 306 415	盖 Cover	1
330	4620 306 479	纸垫 Paper Washer	1
340	0636 015 244	螺栓M5×18 Bolt	11

第38图 4WG180变速箱操纵阀部件
FIG.38 GEARBOX CONTROL VALVE PART



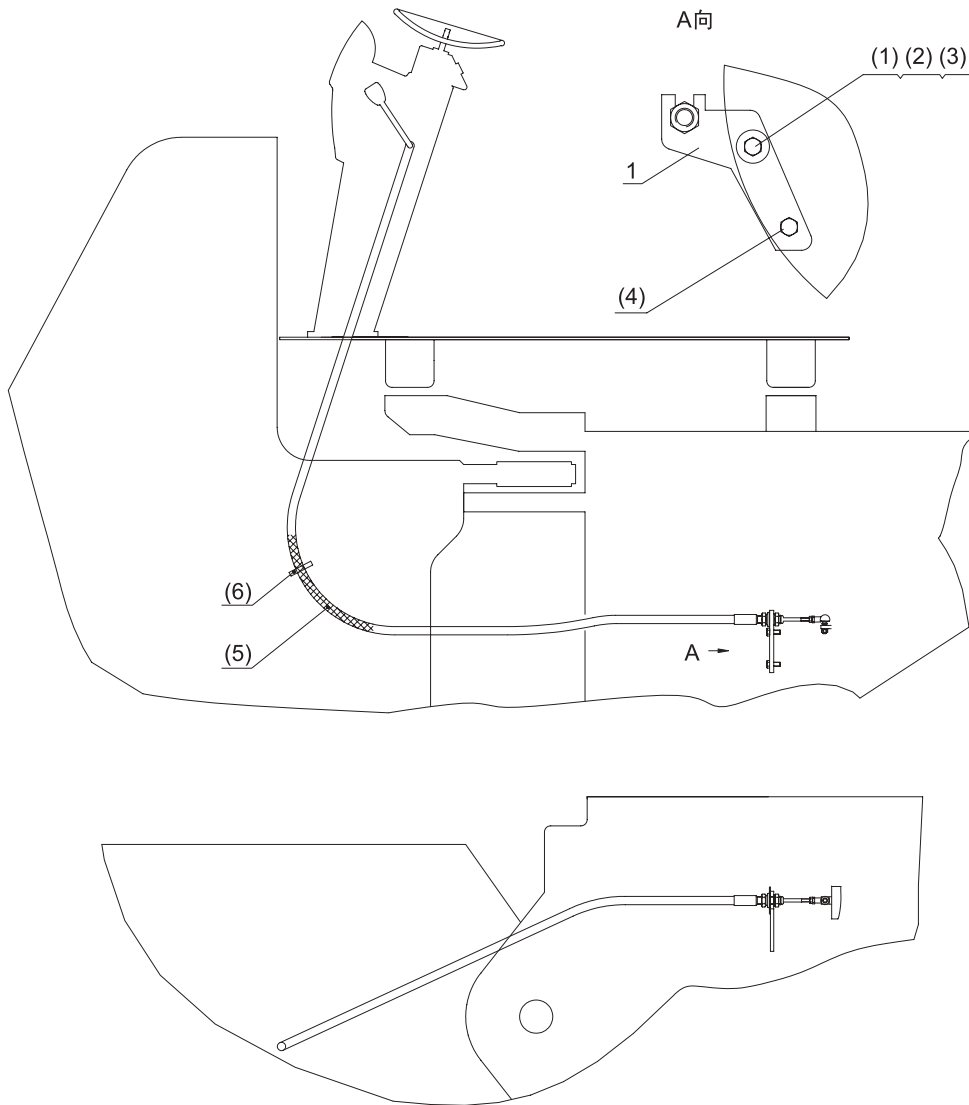
序号 NO.	部件号 PART NO.	零件名称 PART NAME		数量 Q'TY
350	0501 315 338	电磁阀	Magnetic Valve	4
360	0636 101 129	内六角螺栓M5×12	Bolt	8
370	0630 305 012	弹垫5	Washer	8
380	4620 206 019	电缆组件	Cable Unit	1
400	0636 404 299	开槽螺钉M4×12	Bolt	4
410	0630 302 076	鞍型弹性垫圈	Washer	4
460	4620 306 259	电磁阀罩壳	Magnetic Valve Encloser	1
470	0634 303 951	O形圈	"O" Ring	1
480	4620 306 241	弓夹	Arch Clip	1
490	0636 304 019	螺塞M10×1	Plug Screw	6
500	0634 801 152	紫铜垫圈A10×13.5	Red Copper Washer	6

第39图 4WG180变速箱输入部件
FIG.39 GEARBOX INPUT PART



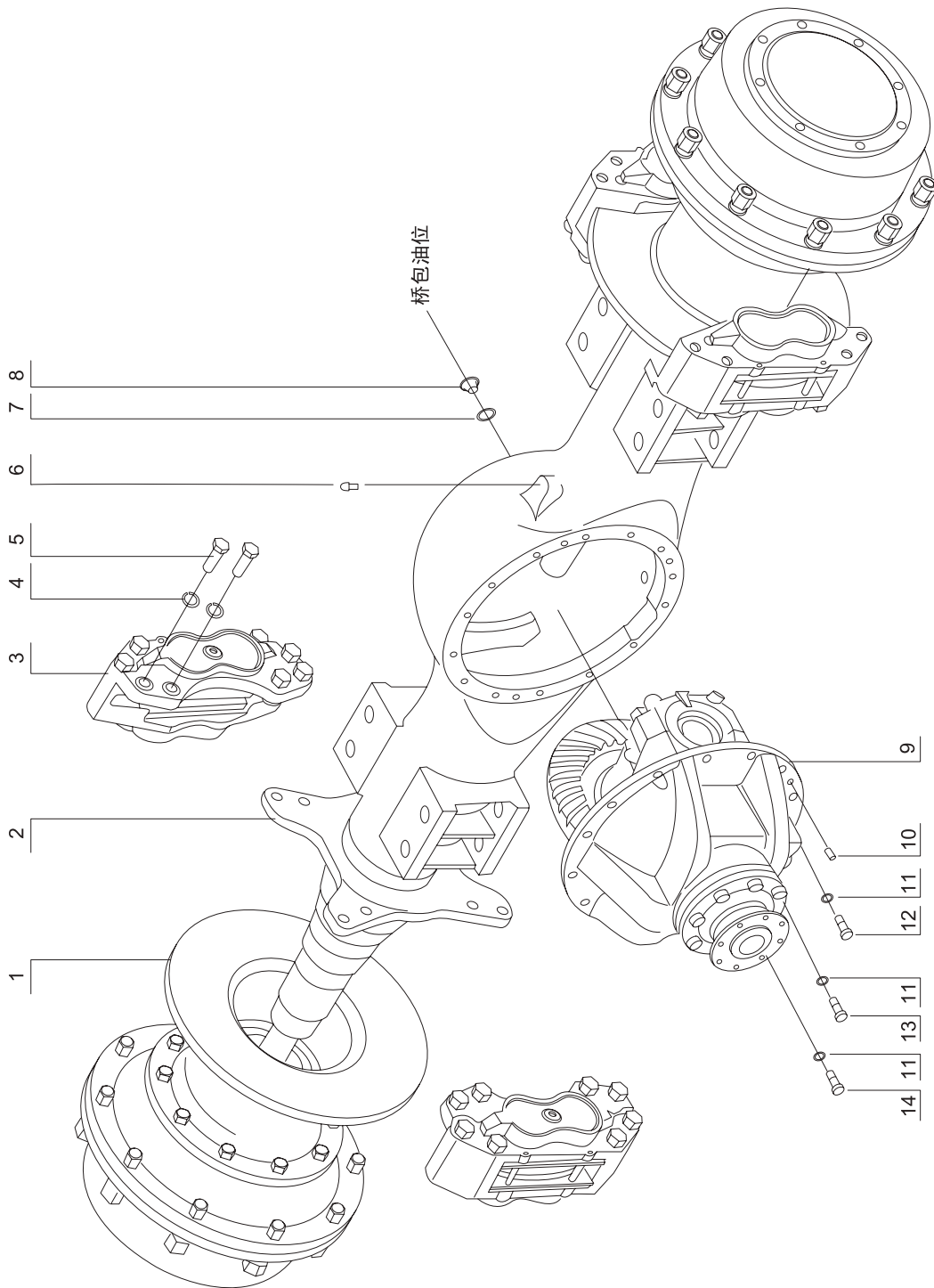
序号 NO.	部件号 PART NO.	零件名称 PART NAME		数量 Q'TY
010	4644 302 188	涡轮轴	Turboshaft	1
012	0631 329 267	弹性圆柱销2.5×5	Elastic Pin	1
014	0631 329 124	弹性圆柱销1.5×5	Elastic Pin	1
020	0750 116 139	球轴承6308C3	Ball Bearing	1
030	0769 120 427	调整垫片	Adjusting Shim	1
040	0630 501 031	弹性挡圈40×1.75	Elastic Tollar	1
050	4644 302 016	输入齿轮	Input Gear	1
060	0750 118 200	滚柱轴承NJ209E/C3	Cylinder Bearing	1
070	0734 317 252	搭扣密封环	Ring Seal	1
080	4644 302 250	配油法兰	Flange	1
090	4644 302 211	纸垫	Paper Cushion	1
100	4642 301 136	泵轮轴承座	Bearing Block	1
110	4644 301 262	纸垫	Paper Cushion	1
120	0636 015 092	螺栓M8×28	Bolt	8
130	0734 401 078	搭扣密封环	Ring Seal	1
140	0735 298 027	滚针轴承HK75×83×16	Needle Bearing	1
150	0750 111 231	轴用密封圈	Shaft Gasket	1
160	4644 311 893	辅助驱动轴	Service Drive Shaft	1
170	0634 402 025	搭扣密封环	Ring Seal	1
180	4644 301 265	纸垫	Paper Cushion	1
184	0501 208 765	齿轮泵	Pump	1
186	0750 116 104	球轴承6206RS	Ball Bearing	1
190	0631 501 514	键A6×6×28	Flat Key	1
194	0750 116 104	球轴承6206RS	Ball Bearing	1
200	0636 010 111	螺栓M8×85	Bolt	4
210	0636 010 123	螺栓M8×115	Bolt	4
220	0630 501 024	轴用挡圈30×1.5	Shaft Collar	2

第40图 变速操纵系统
 FIG.40 GEARSHIFT CONTROL SYSTEM



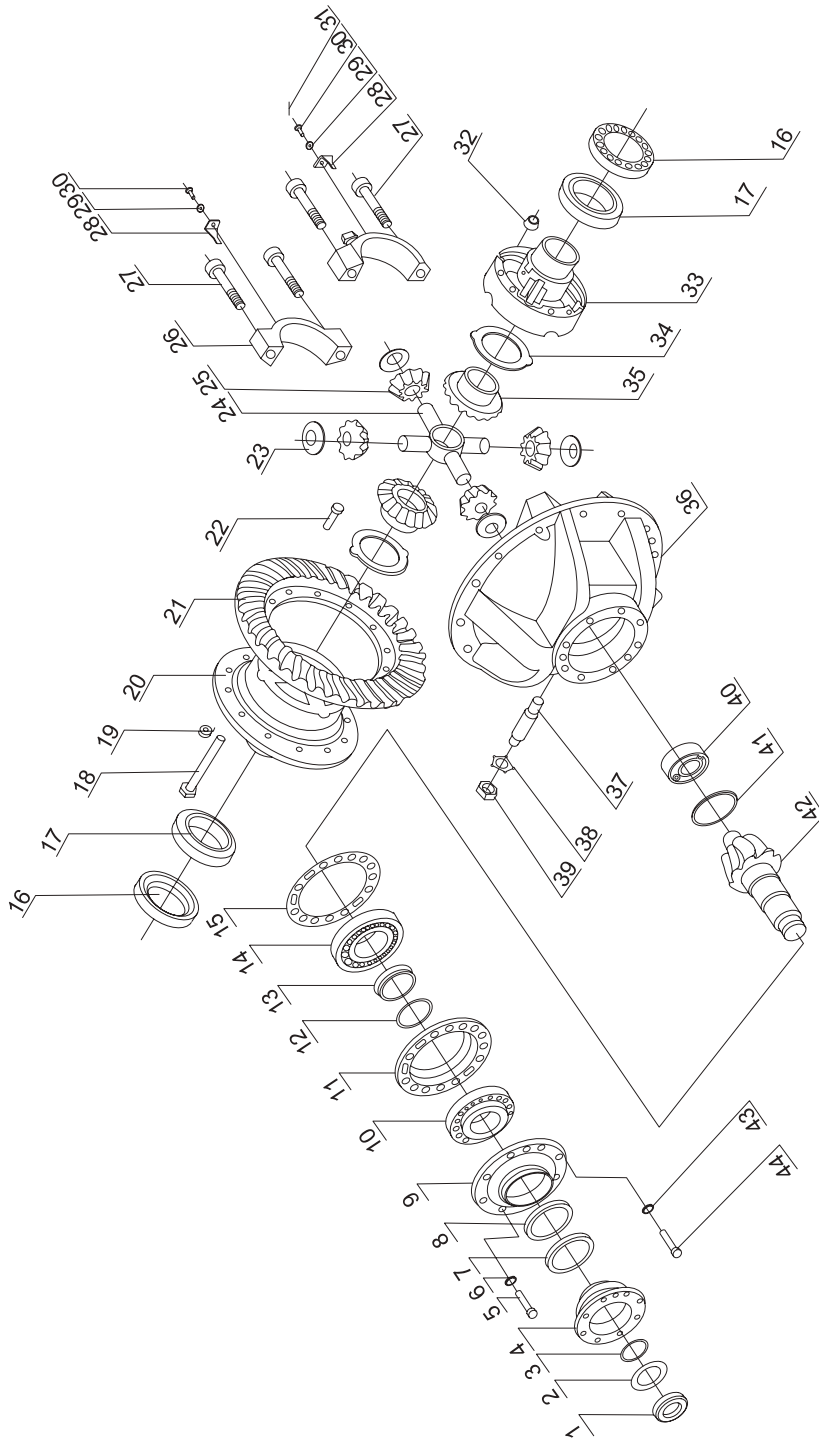
序号 NO.	部件号 PART NO.	零件名称 PART NAME		数量 Q'TY
1	ZL50FIII-03101	支架	Bracket	1
(1)	GB5781 M10×40	螺栓M10×40	Bolt	1
(2)	GB93 10	弹垫10	Spring washer	2
(3)	GB97.1 10	垫圈10	Bolt	2
(4)	GB5781 M10×20	螺栓M10×20	Bolt	1
(5)	DG956W-031-SJHT	橡胶护套 φ16×600	Plastic cement lagging	1
(6)	D2900-20000	可松开锁式扎带200×8	Clamp	5

第41图 ZL50M 驱动桥总成
FIG.41 DRIVE AXLE ASSEMBLY



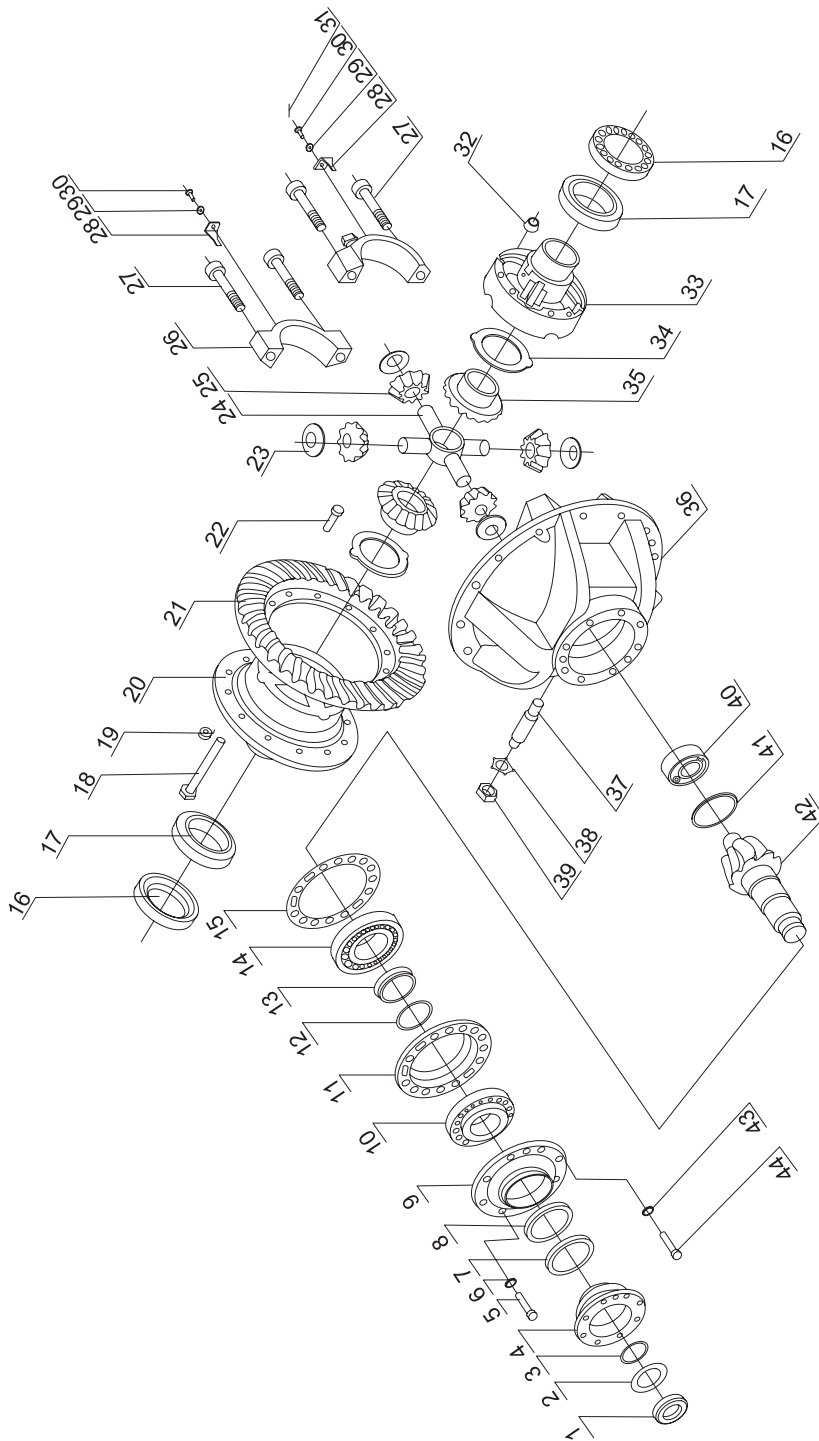
序号 NO.	部件号 PART NO.	零件名称 PART NAME	数量 Q'TY
1	50M.00	轮边减速器总成 Planetary assy.	2
2	50MA.01	桥壳总成 Axle shell assy.	1
3	408100C	制动器总成 Brake assy.	4
4	GB93 20	垫圈20 Washer	16
5	408120	制动钳螺栓 Bolt for brake	16
6	Q9001	放气阀Z1/8 Deflation valve	1
7	GB3452.1 25.8 × 2.65	密封圈25.8X2.65 Seal	2
8	50M.00-07	油位塞M24X1.5 Plug	2
9	50M.01	主传动总成 Main reductor assy.	1
10	GB119 D12 × 20	销D12X20 Pin	3
11	GB93 14	垫圈14 Washer	14
12	GB5785 M14 × 1.5 × 35	螺栓M14X1.5X35 Bolt	10
13	GB5785 M14 × 1.5 × 40	螺栓M14X1.5X40 Bolt	2
14	GB5785 M14 × 1.5 × 60	螺栓M14X1.5X60 Bolt	2

第42图 ZL50M主传动总成
 FIG.42 MAIN TRANSMISSION ASSEMBLY



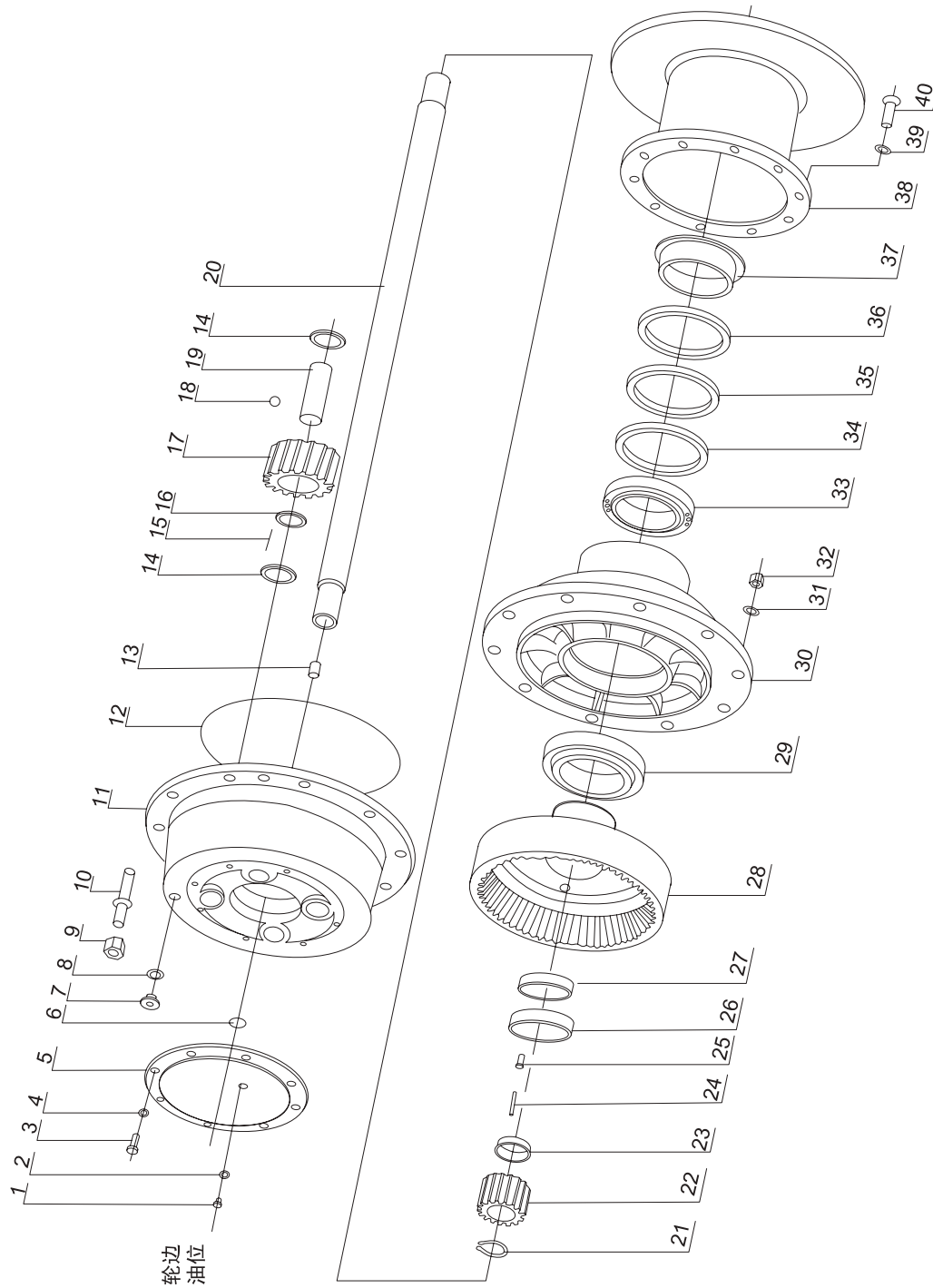
序号 NO.	部件号 PART NO.	零件名称 PART NAME	数量 Q'TY
0	50M.01	主传动总成 Main transimission assembly	1
1	50M.01-01	主减速器锁紧螺母 Locknut	1
2	50M.01-02	垫圈 Washer	1
3	50M.01-24	O型密封圈 O seal ring	1
4	50M.01.01-01	法兰 Flange	1
5	GB5785 M12×1.5×55	螺栓M12×1.5×55 Bolt	1
6	GB93 12	垫圈12 Washer	1
7	GB13871 FB80×100×10	油封FB80×100×10 Oil seal	1
8	GB13871 B80×100×10	油封B80×100×10 Oil seal	1
9	50M.01-03	密封盖 Sealing gland	1
10	GB297 31313	轴承31313 Bearing	1
11	50M.01-04	轴承套 Bearing bushing	1
12	50M.01-05	调整垫片 Adjusting washer	1组
13	50M.01-06	轴套 Shaft bushing	1
14	GB297 31314	轴承31314 Bearing	1
15	50M.01-23	调整垫片 Adjusting washer	1组
16	50M.01-20	调整螺母 Adjusting nut	2
17	Inch 47686/47620A	轴承 Bearing	2
18	50M.01-17	差速器螺栓 Differential bolt	8
19	50M.01-12	螺母M14×1.5 Nut	12
20	50M.01-11B	差速器大壳 Differential cage	1
21	50M.01-14A/B	从动螺旋伞齿轮 Driven bevel gear	1
22	50M.01-13	盆齿紧固螺栓 Bolt	12
23	50L.01-11	锥齿轮垫片 Washer for bevel gear	4
24	50L.01-19	十字轴 Differential crossing	1
25	50M.01-16	锥齿轮 Bevel gear	4
26	50M.01-19	轴承座 Bearing seat	2
27	50M.01-10	主减速器螺栓 Bolt for main reductor	4
28	404319B	锁紧片 Lock plate	2
29	GB93 10	垫圈10 Washer	2
30	GB32.2 M10×1×20	螺栓M10×1×20 Bolt	2
31	Φ1.5X450	铁丝 Iron wire	2
32	50M.01-18	螺母M16×1.5 Nut	8
33	50M.01-21	差速器小壳 Differential cage	1

第42图 ZL50M主传动总成
 FIG.42 MAIN TRANSMISSION ASSEMBLY



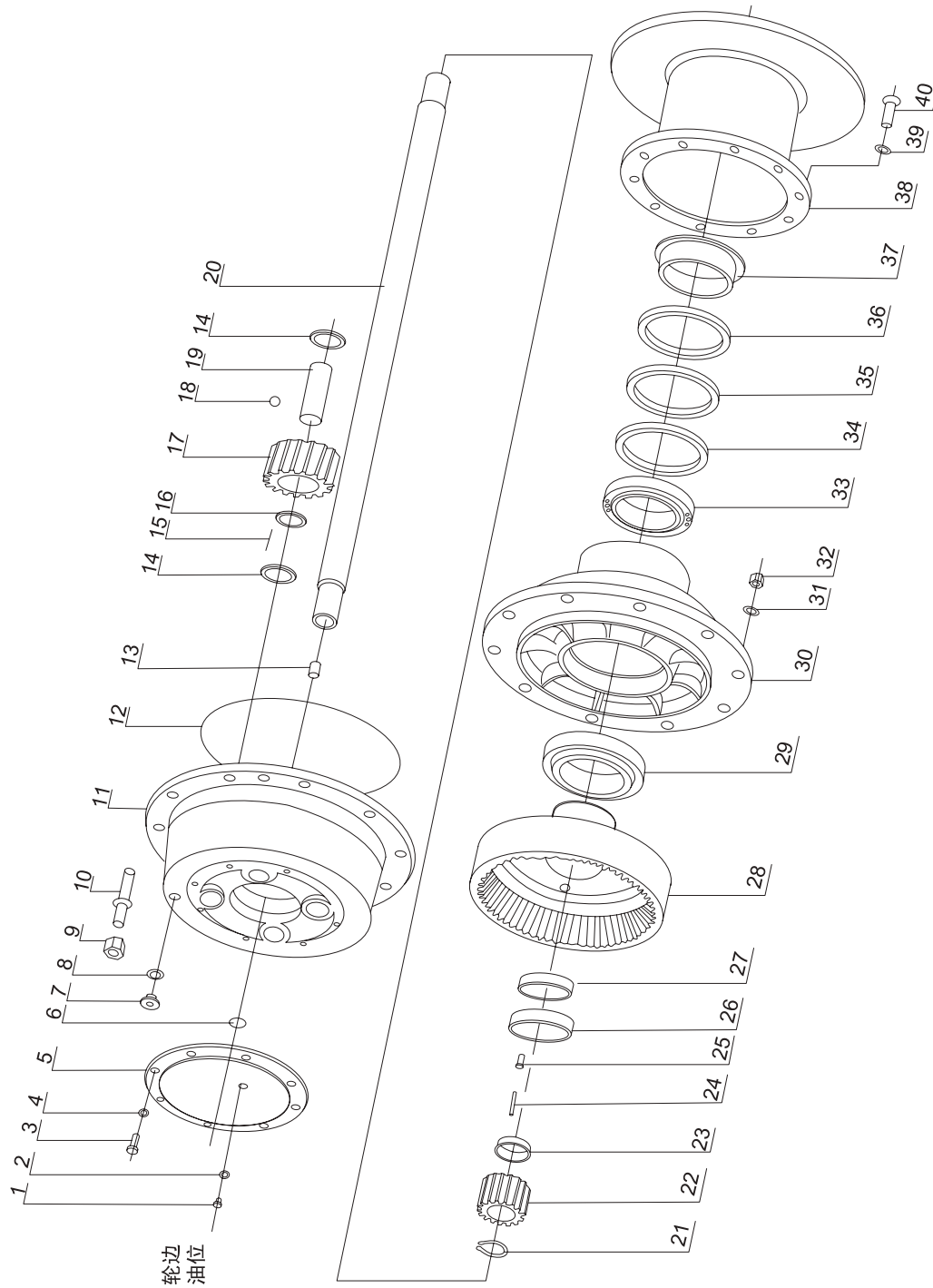
序号 NO.	部件号 PART NO.	零件名称 PART NAME	数量 Q'TY
34	50M.01-09B	半轴齿轮垫片 Thrust washer	2
35	50M.01-22	半轴齿轮 Axle shaft gear	2
36	50M.01-08	主减速器壳 Differential cage	1
37	50L.01.03	止推螺栓 Bolt	1
38	50L.01-23	锁紧片 Lock plate	1
39	GB6173 M27 × 2	螺母M27 × 2 Nut	1
40	NJ2307ENVX3	轴承 Bearing	1
41	GB305 90/96.5	止动环90/96.5 Stop ring	1
42	50M.01-07A/B	主动螺旋伞齿轮 Driving bevel gear	1
43	GB93 14	垫圈14 Washer	7
44	GB5785 M14 × 1.5 × 55	螺栓M14 × 1.5 × 55 Bolt	7

第43图 ZL50M轮边总成
FIG.43 PLANETARY ASSEMBLY



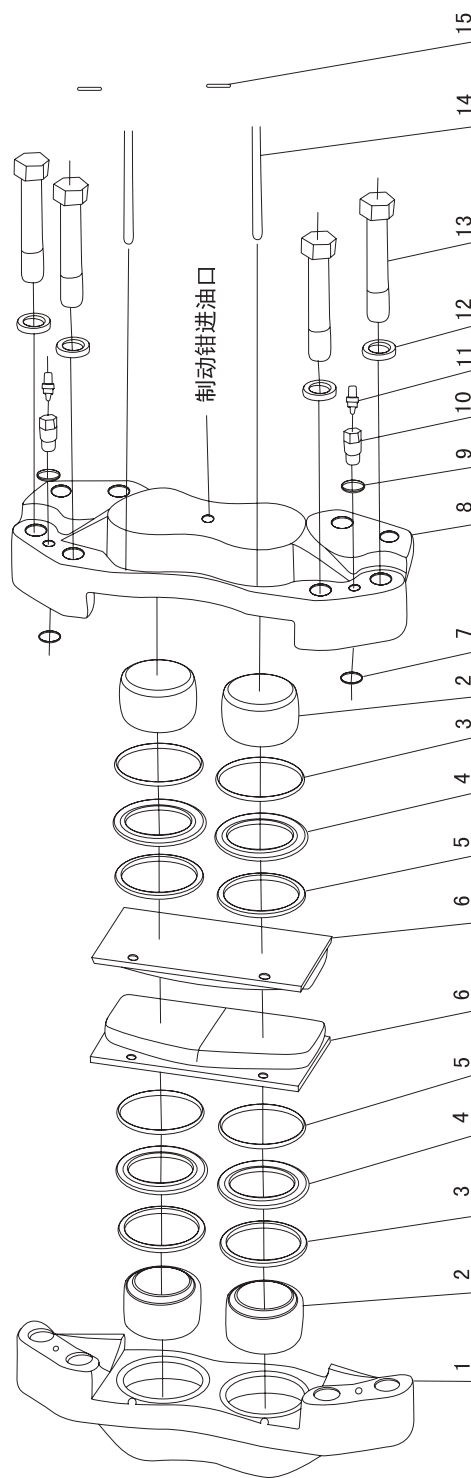
序号 NO.	部件号 PART NO.	零件名称 PART NAME		数量 Q'TY
0	50M.00	轮边总成	Planetary reductor assembly	2
1	50M.00-13	轮边油位塞	Plug	2
2	JB982 12	组合垫圈12	Washer	2
3	GB5785 M12 × 1.25 × 30	螺栓M12 × 1.25 × 30	Bolt	16
4	GB93 12	垫圈12	Washer	16
5	50M.04	端盖	Cover	2
6	50M.00-11	轮边端盖挡块	Snap ring	2
7	50M.00-07	油位塞	Plug	4
8	GB3452.1 25.8 × 2.65	O形密封圈25.8 × 2.65	O ring	4
9	ZL60D.24.2	轮辋螺母组合 (左/右)	Bolt for rim (l/r)	24
10	404022 (QZ)	轮辋螺栓(左/右)	Bolt for rim (l/r)	24
11	50M.00-05S	行星轮架	Planet gear carrier	2
12	50M.00-18	密封圈	Seal ring	2
13	50M.00-12	调整支柱	Adjusting pin	2
14	50M.00-09	行星轮垫片	Washer for planetary gear	16
15	50M.00-08	滚针	Roller needle	432
16	50M.00-10	行星轮中间隔套	Space bushing	8
17	50M.00-06	行星轮	Planetary gear	8
18	GB308 φ3/8"	钢球φ3/8"	Steel ball	8
19	50M.00-15	行星轮轴	Shaft of planetary gear	8
20	50M.00-01	半轴	Shaft	2
21	GB894.2 50	挡圈50	Snap ring	2
22	50M.00-14	太阳轮	Sun gear	2
23	50M.00-16	隔套	Spacer	2
24	φ 1.6	铁丝φ1.6	Iron wire	2
25	50MA.00-03	紧固螺栓	Fastening bolts	4
26	50M.00-17A	槽螺母	Slot nut	2
27	50M.03A.01-02	套	Bush	2
28	50M.03A	齿圈支承总成	Internal gear assy	2
29	GB297 32026	轴承32026	Bearing	2
30	50MA.00-01A	轮毂	Hub	2
31	GB93 22	垫圈22	Washer	24
32	GB6171 M22 × 1.5	螺母M22 × 1.5	Nut	24
33	GB297 32024	轴承32024	Bearing	2
34	50MA.00-02	垫圈 Washer	Spacer for seal	2
35	GB893.1 180	挡圈180	Snap ring	2

第43图 ZL50M轮边总成
FIG.43 PLANETARY ASSEMBLY



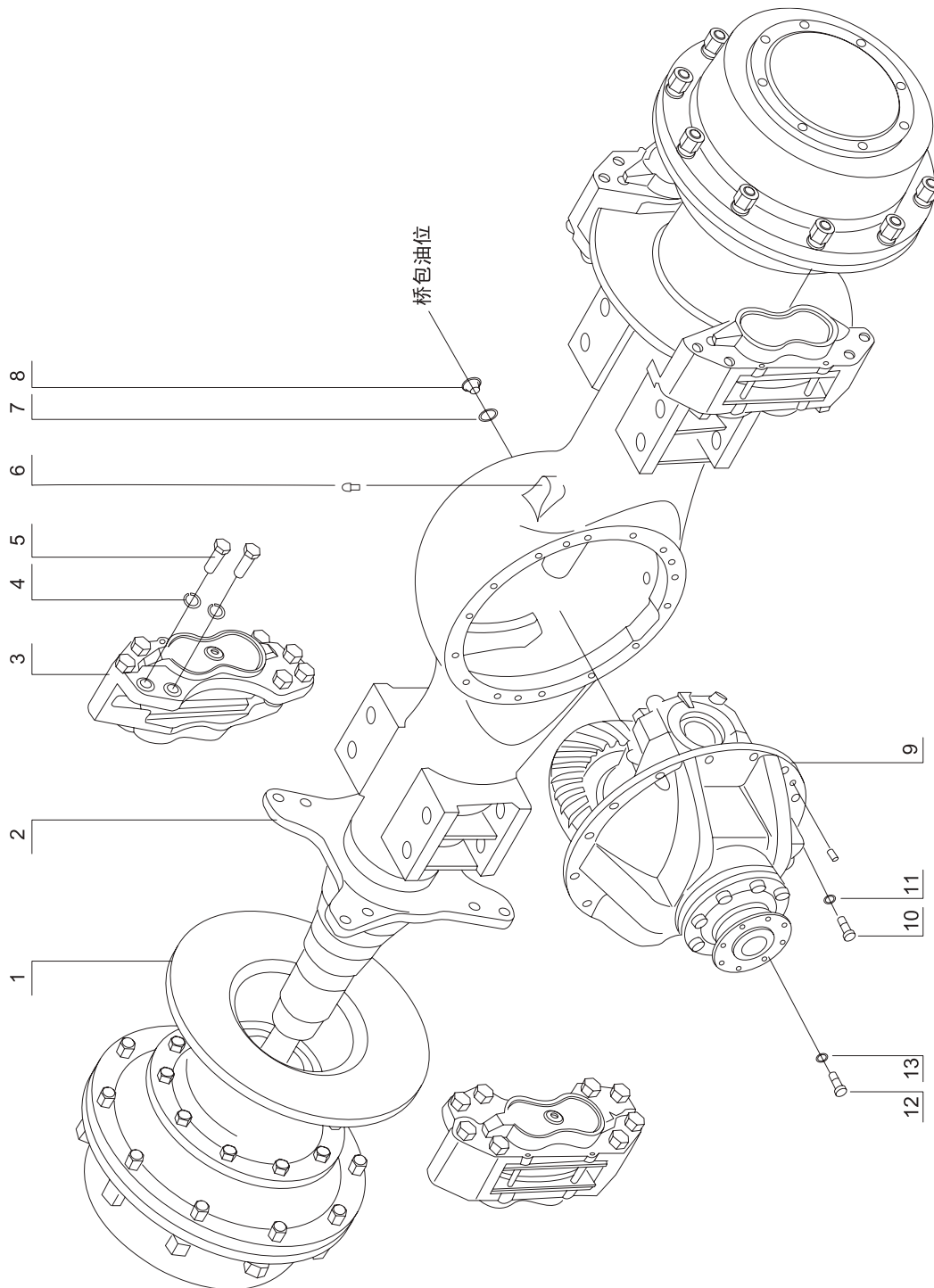
序号 NO.	部件号 PART NO.	零件名称 PART NAME	数量 Q'TY
36	GB13871 B150X180X15	油封B150X180X15 Oil seal	2
37	GB13871 FB150X180X15	油封FB150X180X15 Gasket	2
38	504002B	制动盘 Brake disk	2
39	GB93 20	垫圈20 Washer	20
40	404010	制动盘螺栓 Bolt for brake	20

第44图 ZL50M制动钳总成
FIG.44 BRAKE ASSEMBLY



序号 NO.	部件号 PART NO.	零件名称 PART NAME		数量 Q'TY
1	408109-109A	外钳	Exterior brake	1
2	408113A	活塞	Piston	4
3	408112	矩型密封圈	Rectangular seal	4
4	408110	防尘罩	Dust case	4
5	408111	卡圈	Block ring	4
6	408107-108A	制动片	Brake disk	2
7	GB1235 20×2.4	O形圈20×2.4	O-ring	2
8	408105-106A	内钳	Inner brake	1
9	408124	垫圈	Washer	2
10	408104	接头	Connecting	2
11	408103	放气嘴	Deflating valve	2
12	GB93 22	垫圈22	Washer	4
13	408121	螺栓	Bolt	4
14	408026A	定位销	Positioning pin	2
15	GB91 2.5X30	开口销 2.5X30	Cotter pin	2

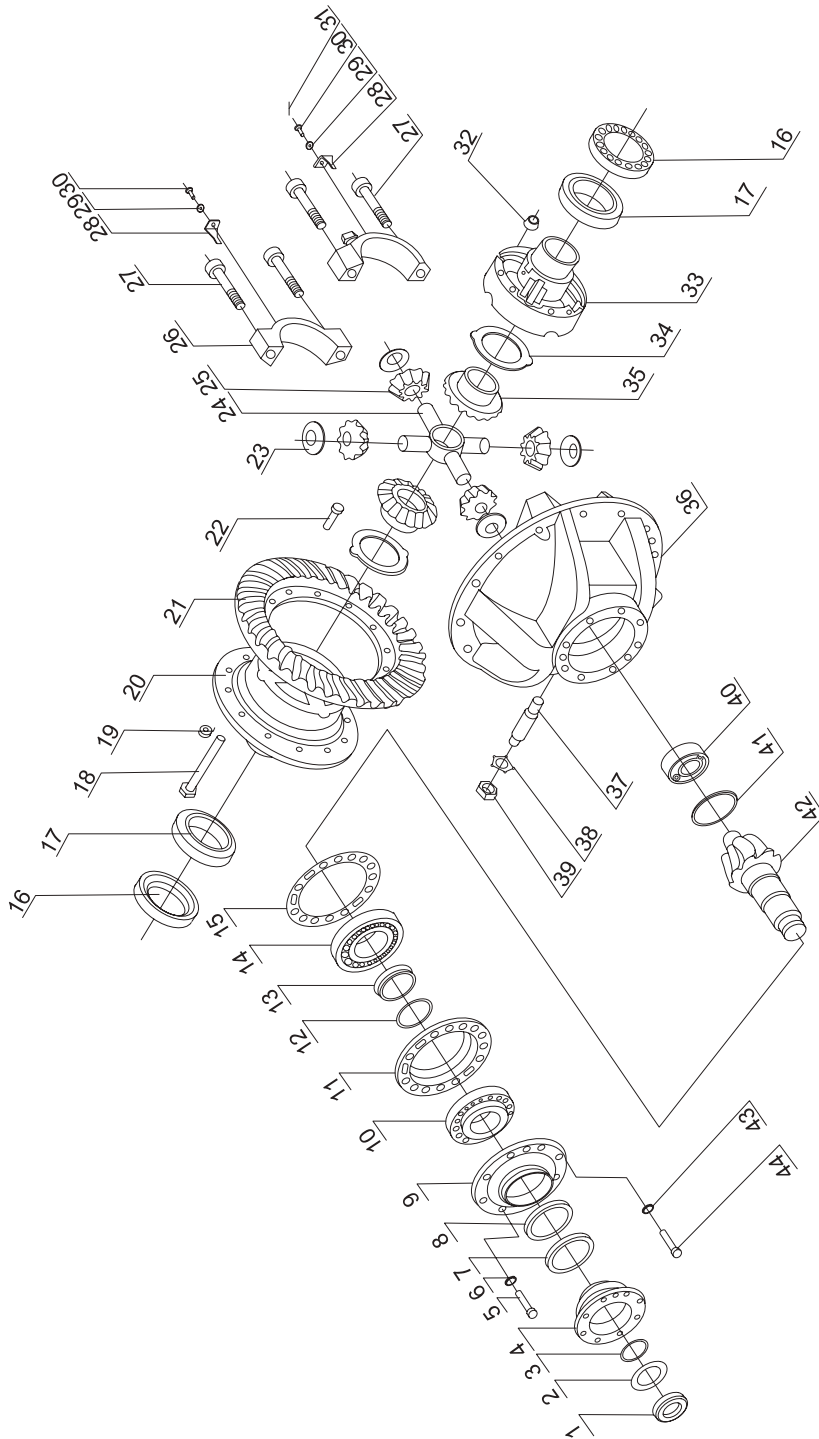
第45图 驱动桥总成(370801)
FIG.45 DRIVE AXLE ASSEMBLY



序号 NO.	部件号 PART NO.	零件名称 PART NAME	数量 Q'TY
1	461-18-00000	轮边减速器总成 Planetary assy.	2
2	461-18-02000	桥壳总成 Driving axle shell	2
3	461-18-03000	制动钳总成 Brake assy.	4
4	01602-12060	垫圈20 Washer	16
5	461-18-03001	制动钳螺栓 Bolt for brake	16
6	Q9001	放气阀Z1/8 Deflation valve	1
7	GB3452.1,25.8X2.65	密封圈25.8X2.65 Seal	2
8	461-18-00008	油位塞M24X1.5 Plug	2
9	461-18-01000	主传动总成 Main reductor assy.	1
10	01090-51240	六角头铰制孔用螺栓M12 × 40 Bolt	2
11	01602-21236	垫圈12 Washer	2
12	GB5785,M14X1.5X40	螺栓M14X1.5X40 Bolt	12
13	01602-21442	垫圈14 Washer	12

第46图 主传动总成(370801)

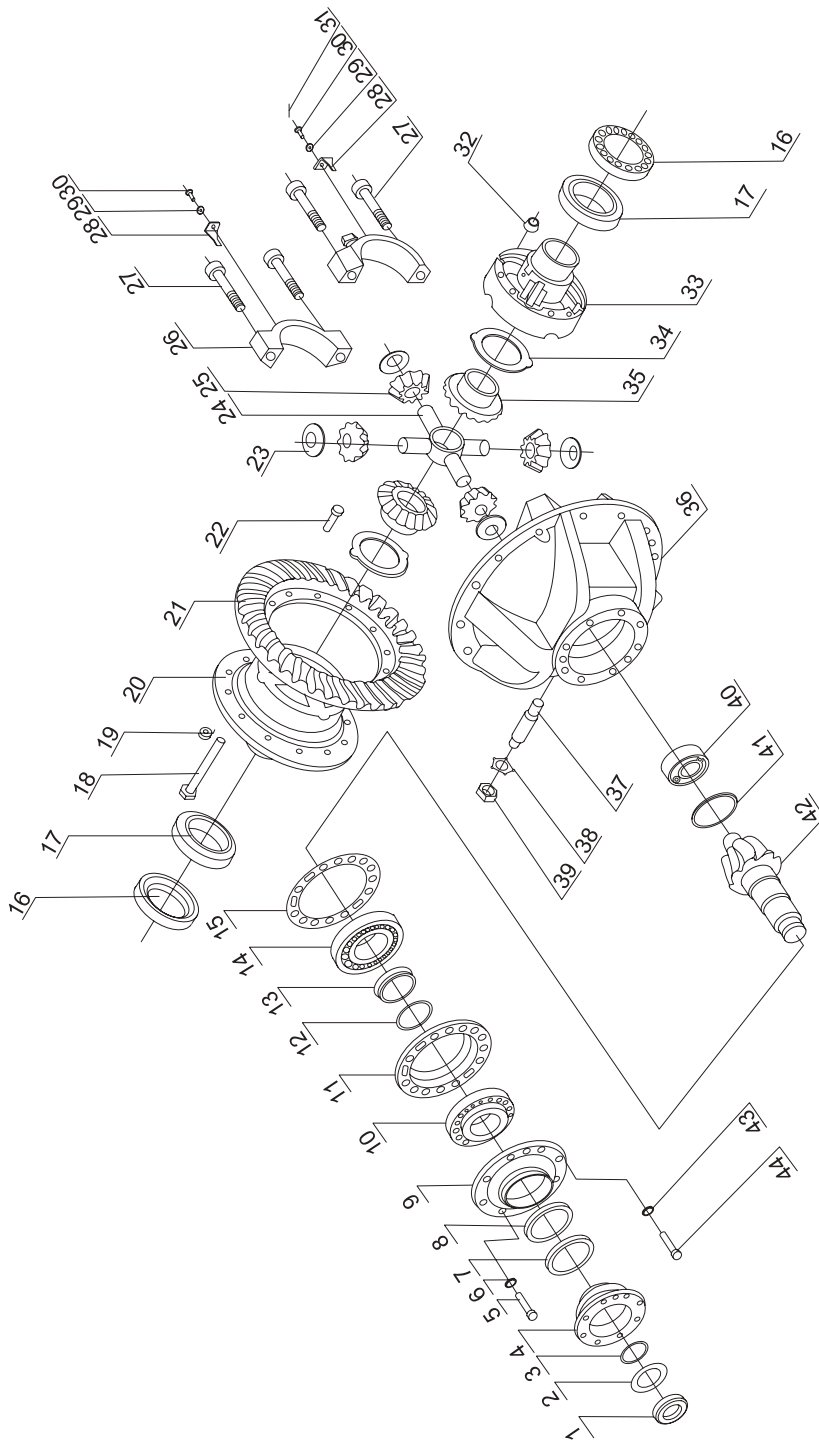
FIG.46 MAIN TRANSMISSION ASSEMBLY



序号 NO.	部件号 PART NO.	零件名称 PART NAME	数量 Q'TY
0	461-18-01000	主传动总成 Main transmission assy.	1
1	461-18-01001	锁紧螺母 Lock nut	1
2	461-18-01002	垫圈 Washer	1
3	461-18-01032	O形密封圈 O-seal ring	1
4	461-18-01101	法兰 Flange	1
5	GB5785 M12X1.5X55	螺栓M12X1.5X55 Bolt	1
6	01602-21236	垫圈12 Washer	1
7	GB13871 FB80X100X10	油封FB80X100X10 Oil seal	1
8	GB13871 B80X100X10	油封B80X100X10 Oil seal	1
9	461-18-01003	密封盖 Sealing gland	1
10	GB297 31313	轴承31313 Bearing	1
11	461-18-01004	轴承套 Bearing bushing	1
12	461-18-01005/6/7	调整垫片 Adjusting washer	1 组
13	461-18-01008	轴套 Shaft bushing	1
14	GB297 31314	轴承31314 Bearing	1
15	461-18-01029/30/31	调整垫片 Adjusting washer	1 组
16	461-18-01025	调整螺母 Adjusting nut	2
17	Inch 47686/47620A	轴承 Bearing	2
18	461-18-01021	差速器螺栓 Differential bolt	8
19	461-18-01016	螺母M14X1.5 Nut	12
20	461-18-01015	差速器大壳 Differential cage	1
21	461-18-01018	从动螺旋伞齿轮 Driven bevel gear	1
22	461-18-01017	盆齿紧固螺栓 Bolt	12
23	461-18-01019	锥齿轮垫片 Washer for bevel gear	4
24	461-18-01028	十字轴 Differential crossing	1
25	461-18-01020	锥齿轮 Bevel gear	4
26	461-18-01023	轴承座 Bearing seat	2
27	461-18-01013	螺栓 Bolt	4
28	461-18-01009	锁紧片 Lock plate	2
29	01602-21030	垫圈10 Washer	2
30	01014-81020	螺栓M10X1X20 Bolt	2
31	461-18-01014	铁丝Φ3.2X450 Iron wire	2
32	461-18-01022	螺母M16X1.5 Nut	8
33	461-18-01026	差速器小壳 Differential cage	1
34	461-18-01012	半轴齿轮垫片 Thrust washer	2
35	461-18-01027	半轴齿轮 Axle shaft gear	2

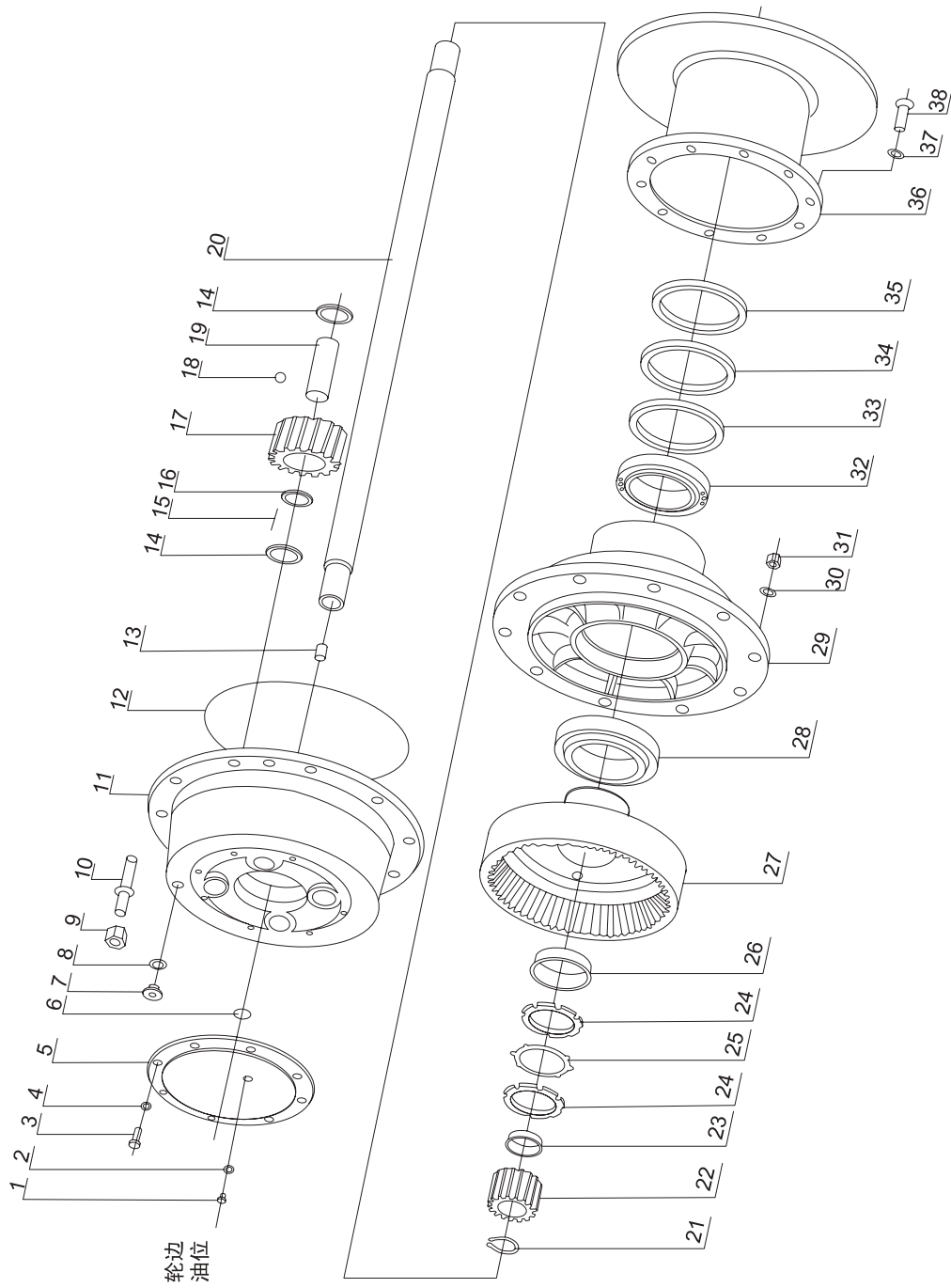
第46图 主传动总成(370801)

FIG.46 MAIN TRANSMISSION ASSEMBLY



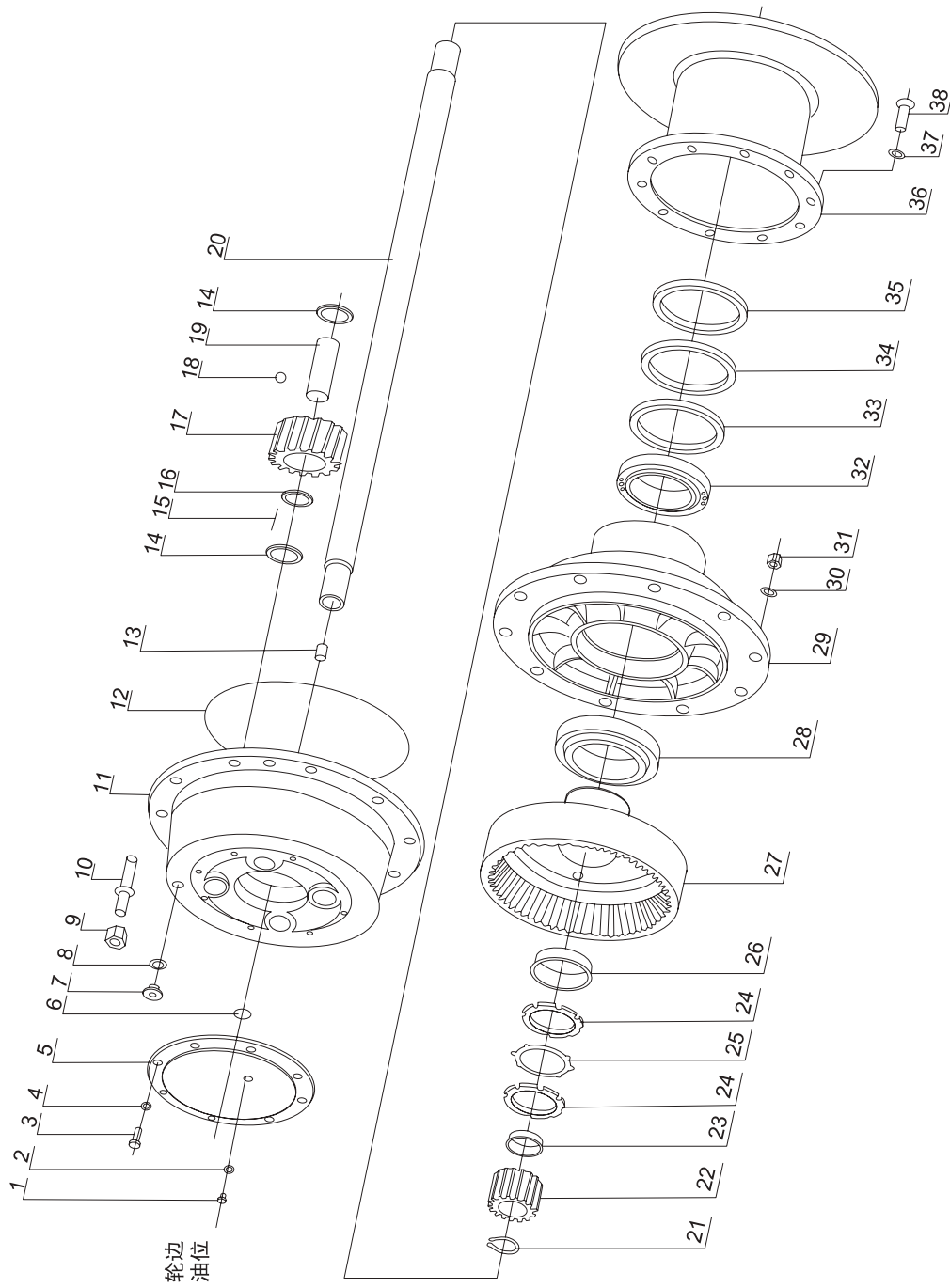
序号 NO.	部件号 PART NO.	零件名称 PART NAME		数量 Q'TY
36	461-18-01011	主减速器壳	Differential cage	1
37	461-18-01200	止推螺栓	Bolt	1
38	461-18-01024	锁紧片	Lock plate	1
39	GB6173 M27X2	螺母M27X2	Nut	1
40	NJ2307ENVX3	英制轴承	Bearing	1
41	GB305 90/96.5	止动环90/96.5	Stop ring	1
42	461-18-01010	主动螺旋伞齿轮	Driving bevel gear	1
43	01602-21442	垫圈14	Washer	7
44	01050-51455	螺栓M14X1.5X55	Bolt	7

第47图 轮边总成(370801)
FIG.47 PLANETARY ASSEMBLY



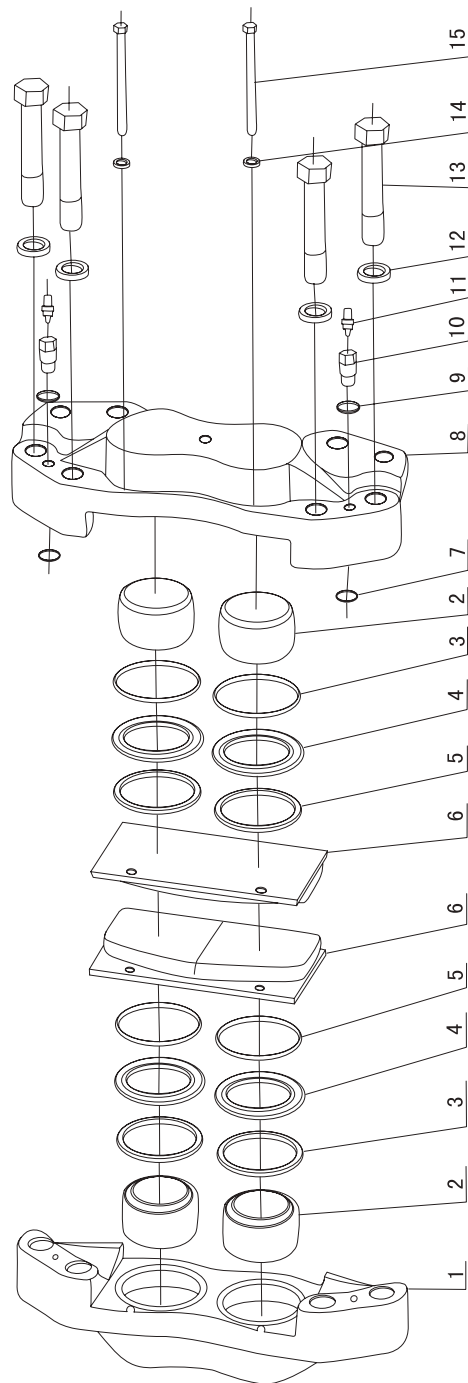
序号 NO.	部件号 PART NO.	零件名称 PART NAME	数量 Q'TY
0	461-18-00000	轮边总成 Planetary assy	1
1	461-18-00015	轮边油位塞 Oil plug	2
2	07005-01212	组合垫圈12 Washer	2
3	GB5785 M12 × 1.25 × 30	螺栓M12 × 1.25 × 30 Bolt	16
4	01602-21236	垫圈12 Washer	16
5	461-18-00013	端盖 Cover	2
6	461-18-00012	轮边端盖挡块 Snap Ring	2
7	GB3452.1 25.8 × 2.65	O形密封圈25.8 × 2.65 O- ring	4
8	461-18-00008	油位塞 Oil plug	4
9	461-18-04000	轮辋螺母组合 Nut for rim	24
10	461-18-00005	轮辋螺栓 Bolt for rim	24
11	461-18-00006	行星轮架 Planet gear carrier	2
12	461-18-00020	密封圈 Seal ring	2
13	461-18-00014	调整支柱 Adjusting pin	2
14	461-18-00010	行星轮垫片 Planet gasket	16
15	461-18-00009	滚针 Roller needle	432
16	461-18-00011	行星轮中间隔套 Bushing	8
17	461-18-00007	行星轮 Planet gear	8
18	04260-00952	钢球Φ3/8" Steel Ball	8
19	461-18-00017	行星轮轴 Planet pin	8
20	461-18-00001	半轴 Shaft	2
21	04064-05020	挡圈50 Snap ring	2
22	461-18-00016	太阳轮 Sun gear	2
23	461-18-00018	隔套 Spacer	2
24	461-18-00019	圆螺母 Nut	4
25	GB858 85	止动垫圈85 Locking washer	2
26	461-18-00021	锥套 Taper bushing	2
27	461-18-05000	齿圈支承总成 Internal gear assy	2
28	GB297 32026	轴承32026 Bearing	2
29	461-18-00004	轮毂 Hub	2
30	01602-12268	垫圈22 Washer	24
31	01582-12218	螺母M22 × 1.5 Nut	24
32	GB297 32024	轴承32024 Bearing	2
33	461-18-00022	垫圈 Washer	2
34	GB893.1 180	挡圈180 Snap ring	2
35	461-18-00023	轮边油封 Oil Seal	2

第47图 轮边总成(370801)
FIG.47 PLANETARY ASSEMBLY



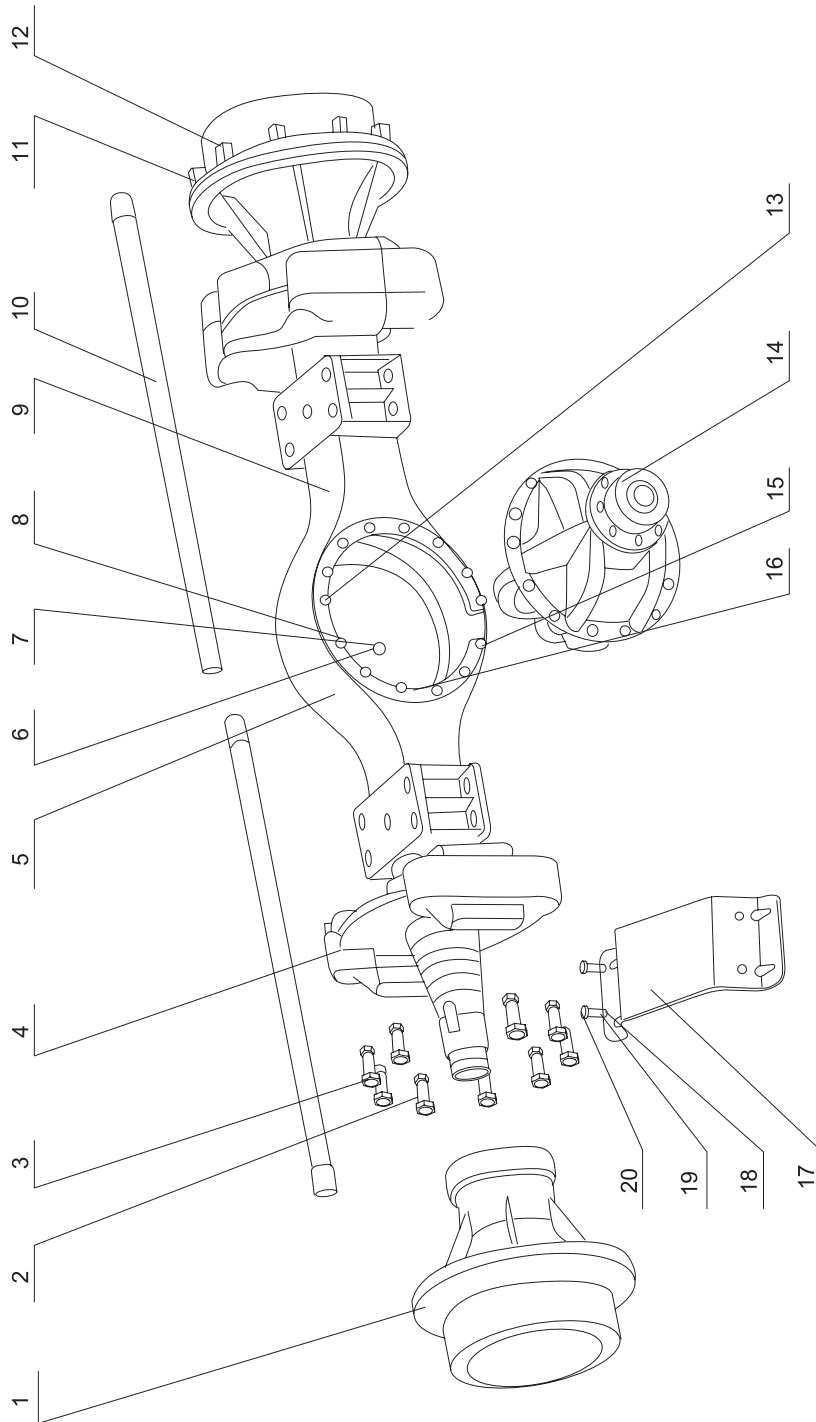
序号 NO.	部件号 PART NO.	零件名称 PART NAME	数量 Q'TY
36	461-18-00002	制动盘 Brake disk	2
37	01602-12060	垫圈20 Washer	20
38	461-18-00003	制动盘螺栓 Bolt for brake	20

第48图 制动钳总成(370801)
FIG.48 BRAKE ASSEMBLY



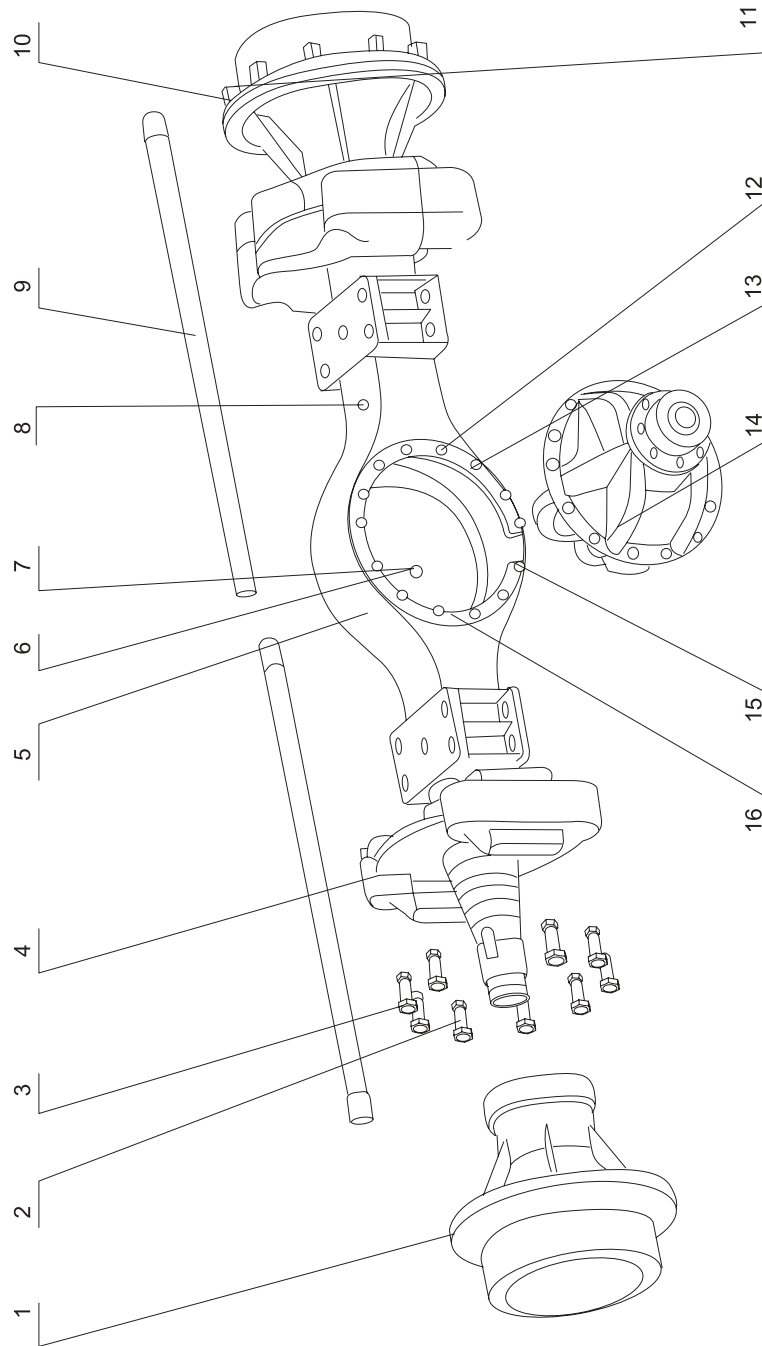
序号 NO.	部件号 PART NO.	零件名称 PART NAME	数量 Q'TY
0	461-18-03000	制动钳总成 Brake assy.	1
1	461-18-03001	外钳 Exterior brake	1
2	461-18-03002	活塞 Piston	4
3	461-18-03003	矩型密封圈 Rectangular seal	4
4	461-18-03004	防尘罩 Dust cover	4
5	461-18-03005	卡圈 Block ring	4
6	461-18-03006	制动片 Brake disk	2
7	GB1235 20X2.4	O 形圈20X2.4 O-ring	2
8	461-18-03007	内钳 Inner brake	1
9	461-18-03008	垫圈 Washer	2
10	461-18-03009	接头 Joint	2
11	461-18-03010	放气嘴 Deflating valve	2
12	01602-12268	垫圈22 Washer	4
13	461-18-03011	螺栓 Bolt	4
14	01602-21030	垫圈10 Washer	2
15	461-18-03012	螺栓销 Bolt pin	2

第49图 C216BRA前桥总成 FIG.49 FRONT AXLE ASSEMBLY



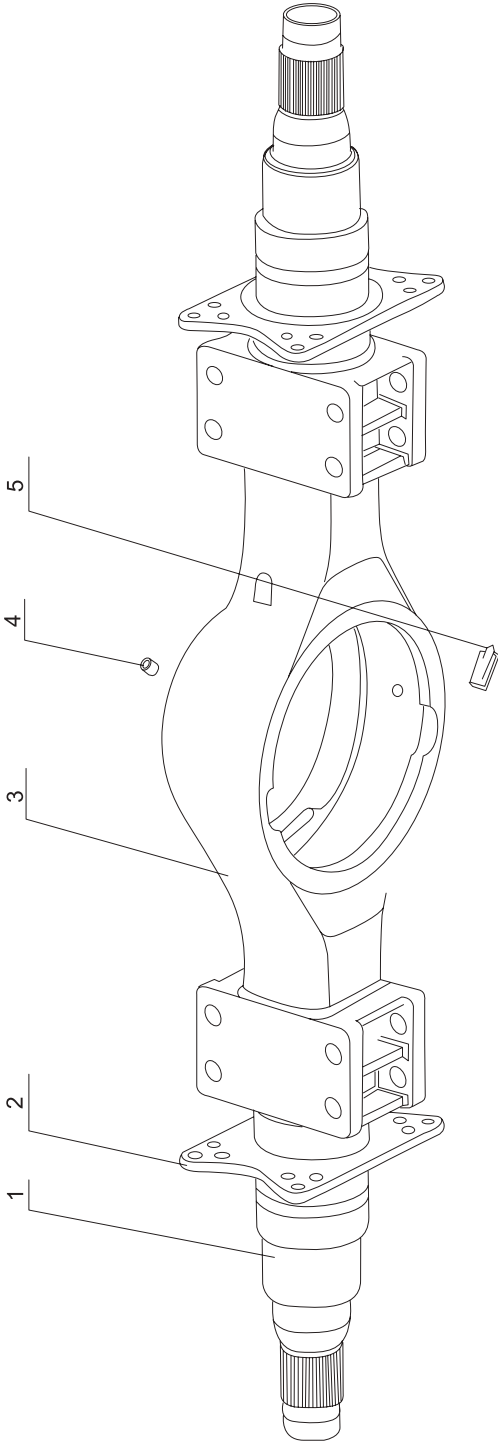
序号 NO.	部件号 PART NO.	零件名称 PART NAME	数量 Q'TY
1	93000021	轮边减速总成 Planetary assembly	2
2	75502324	轮辋螺栓M22×1.5LH×90 Rim bolt	12
3	80041003	轮辋螺母M22×1.5LH Rim nut	12
4	84741300	制动器总成 Brake assembly	2
5	91110023	桥壳总成 Housing assembly	1
6	75500197	螺塞M24×1.5 Plug	2
7	53200005	组合密封垫24 Compound seal	2
8	80788005	螺栓M14×1.5×60 Bolt	2
9	56100001	通气塞 Plug	1
10	79000142	半轴 Axle shaft	2
11	75502318	轮辋螺栓M22×1.5×90 Rim bolt	12
12	80041001	轮辋螺母M22×1.5LH Rim nut	12
13	80788006	螺栓14×1.5×35 Bolt	10
14	82310500	主减速器总成 Carrier assembly	1
15	80788007	螺栓14×1.5×40 Bolt	2
16	51270005	销 12m6×20 Pin	3
17	80303004	防尘罩 Dust cover	2
18	52000002	垫圈10 Washer	8
19	52020003	垫圈10 Washer	8
20	50009011	螺栓M10×20 Bolt	8

第50图 C216BSA 后桥总成 FIG.50 REAR AXLE ASSEMBLY



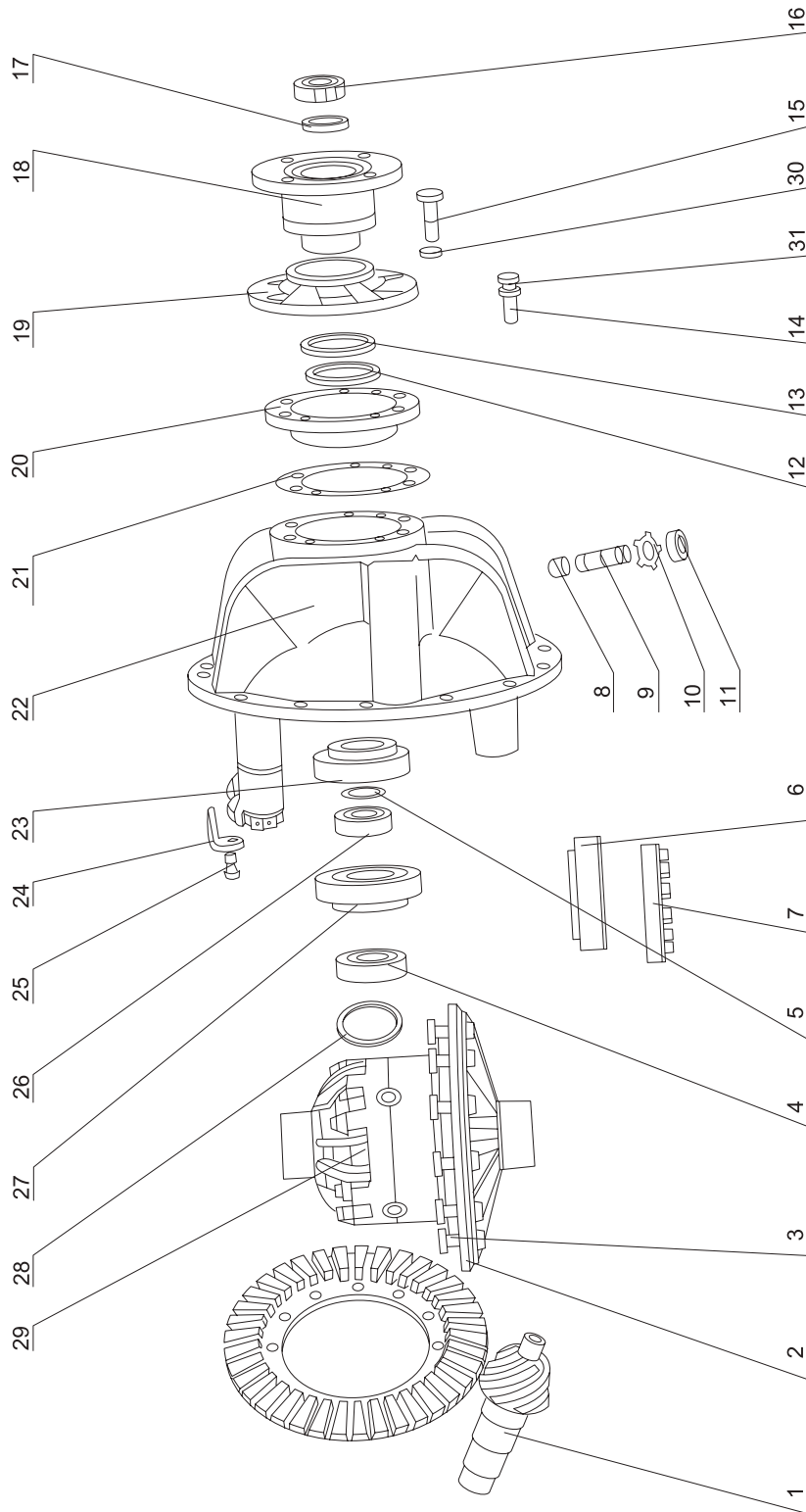
序号 NO.	部件号 PART NO.	零件名称 PART NAME	数量 Q'TY
1	93000020	轮边减速总成 Planetary Assembly	2
2	75502318	轮辋螺栓M22×1.5×90 Rim bolt	12
3	80041001	轮辋螺母22×1.5LH Rim Bolt	12
4	72006036	双钳盘制动器总成 Brake Assembly	2
5	91110023	桥壳总成 Housing Assembly	1
6	75500197	螺塞M24×1.5 Plug	2
7	53200005	组合密封垫24 Compound Seal	2
8	56100001	通气塞Z1/8" Plug	1
9	79000142	半轴 Axle Shaft	2
10	75502324	轮辋螺栓M22×1.5LH×90 Rim Bolt	12
11	80041003	轮辋螺母M22×1.5LH Rim Nut	12
12	80788006	螺栓14×1.5×35 Bolt	10
13	80788007	螺栓14×1.5×40 Bolt	2
14	82311600	主减速器总成 Carrier Assembly	1
15	80788005	螺栓14×1.5×40 Bolt	2
16	51270005	销 12m6×20 Pin	3

第51图 桥壳总成
FIG.51 HOUSING ASSEMBLY



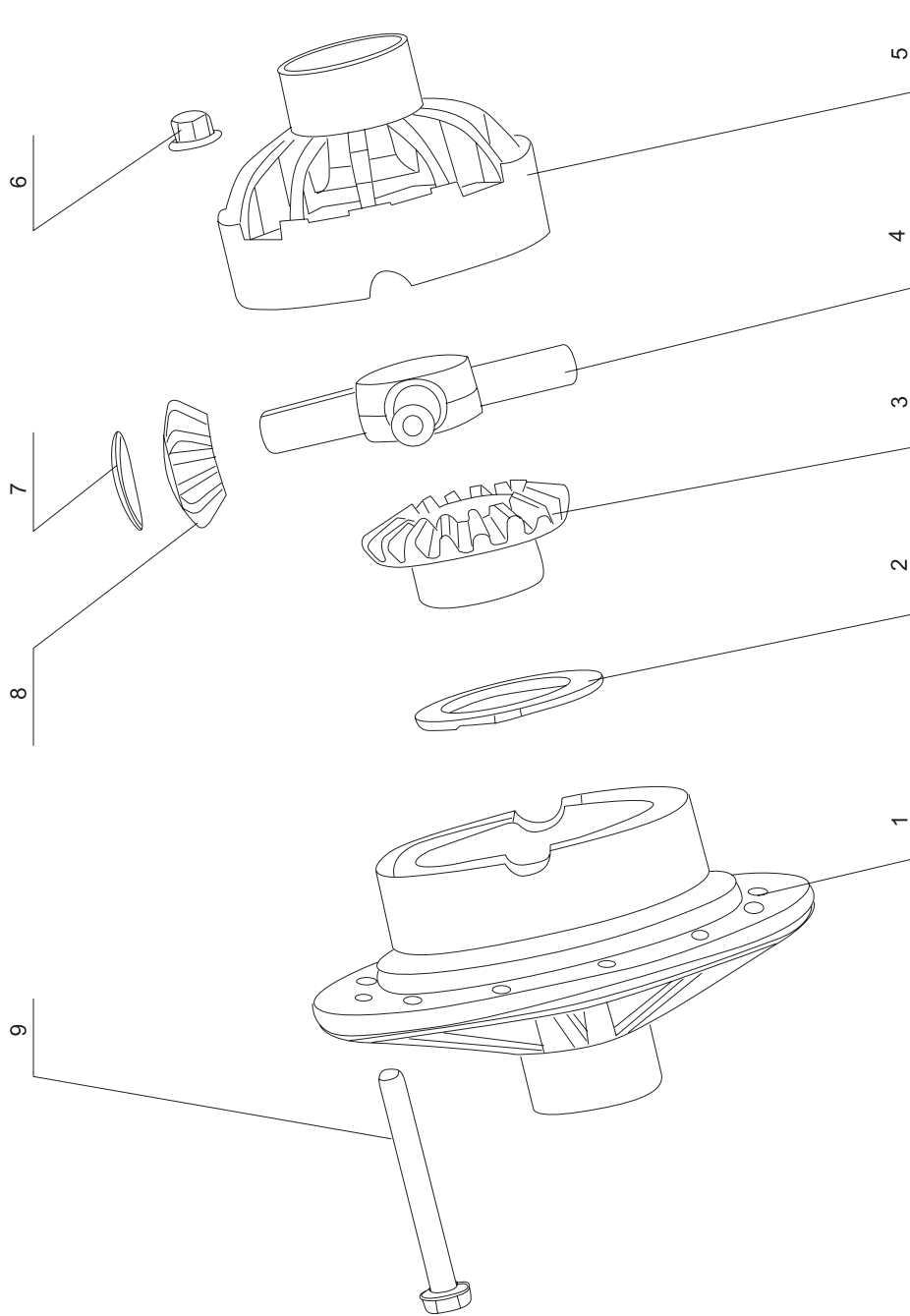
序号 NO.	部件号 PART NO.	零件名称 PART NAME		数量 Q'TY
0	91110023	桥壳总成	Housing assembly	1
1	91130008	支承轴	Spindle	2
2	81639101	制动钳支架	Bracket	2
3	81899101	桥壳	Housing	1
4	80351001	油管固定块	Oil condensate	1
5	70700556	挡油板	Oil baffle plate	1

第52图 主减速器总成
FIG.52 CARRIER ASSEMBLY



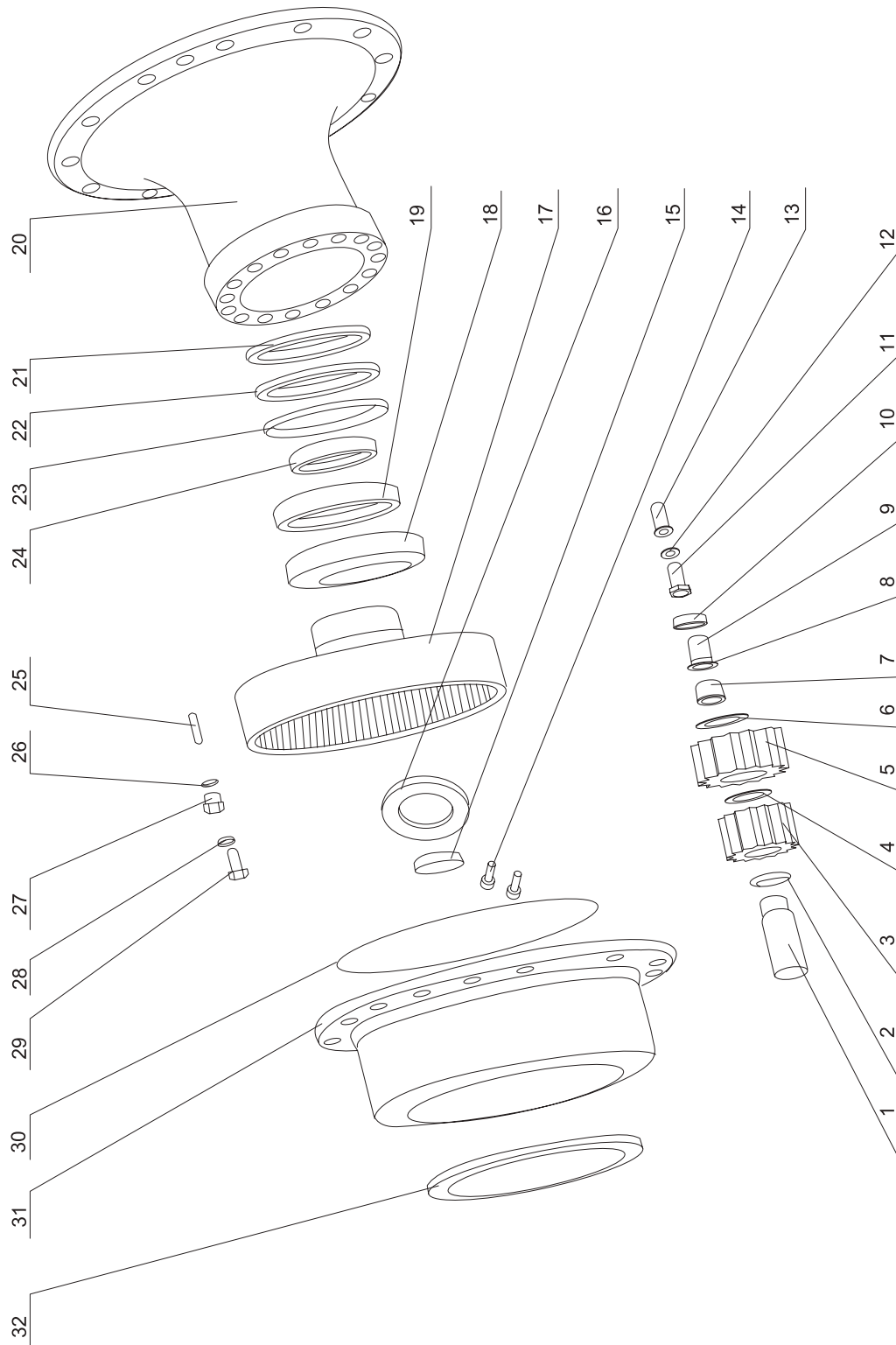
序号 NO.	部件号 PART NO.	零件名称 PART NAME	数量 Q'TY	
0	82310500	主减速器总成(前桥)	Carrier assy.(front axle)	1
	82311600	主减速器总成(后桥)	Carrier assy.(rear axle)	1
1	75201867	主传动齿轮副(前桥)8×37LH	Spur Pinion Set(front axle)	1
	75202362	主传动齿轮副(后桥)8×37RH	Spur Pinion Set(rear axle)	1
2	75501992	螺母M14×1.5	Nut	12
3	75500003	螺栓M14×1.5×50	Bolt	12
4	54500006	轴承142807Y	Bearing	1
5	79605001	调整垫片组	Adjusting Shims	1
6	54500003	轴承 47686/47620A	Bearing	2
7	75200118	调整螺母	Adjusting Nut	2
8	79600096	铜套	Copper Copy	1
9	79600095	螺栓	Bolt	1
10	79600097	锁紧片	Lock Shim	1
11	51070004	螺母M27×2	Nut	1
12	53500007	HMSA7油封80×100×10	Oil Seal	1
13	53500008	HMS4油封80×100×10	Oil Seal	1
14	50011008	螺栓M12×1.5×55	Bolt	1
15	50011011	螺栓M14×1.5×55	Bolt	7
16	75500269	锁紧螺母	Lock Nut	1
17	75500231	垫圈	Washer	1
18	82310501	连接法兰组件	Flange Assembly	1
19	75201770	盖	Cover	1
20	75201767	轴承座	Bearing Cage	1
21	79605013	调整垫片组	Adjusting Shims	1
22	79800027	主减壳体组件	Carrier Housing	1
23	54100015	轴承31314	Bearing	1
24	75200054	锁紧片	Lock Shim	2
25	50004003	螺栓M10×20	Bolt	2
26	79605010	调整隔套组	Bearing Spacers	1
27	54100014	轴承31313	Bearing	1
28	52100012	挡圈90	Snap Ring	1
29	82030502	差速器总成	Diff. Assembly	1
30	52020005	垫圈14	Washer	7
31	52020004	垫圈12	Washer	1

第53图 差速器总成 FIG.53 Diff. Assembly



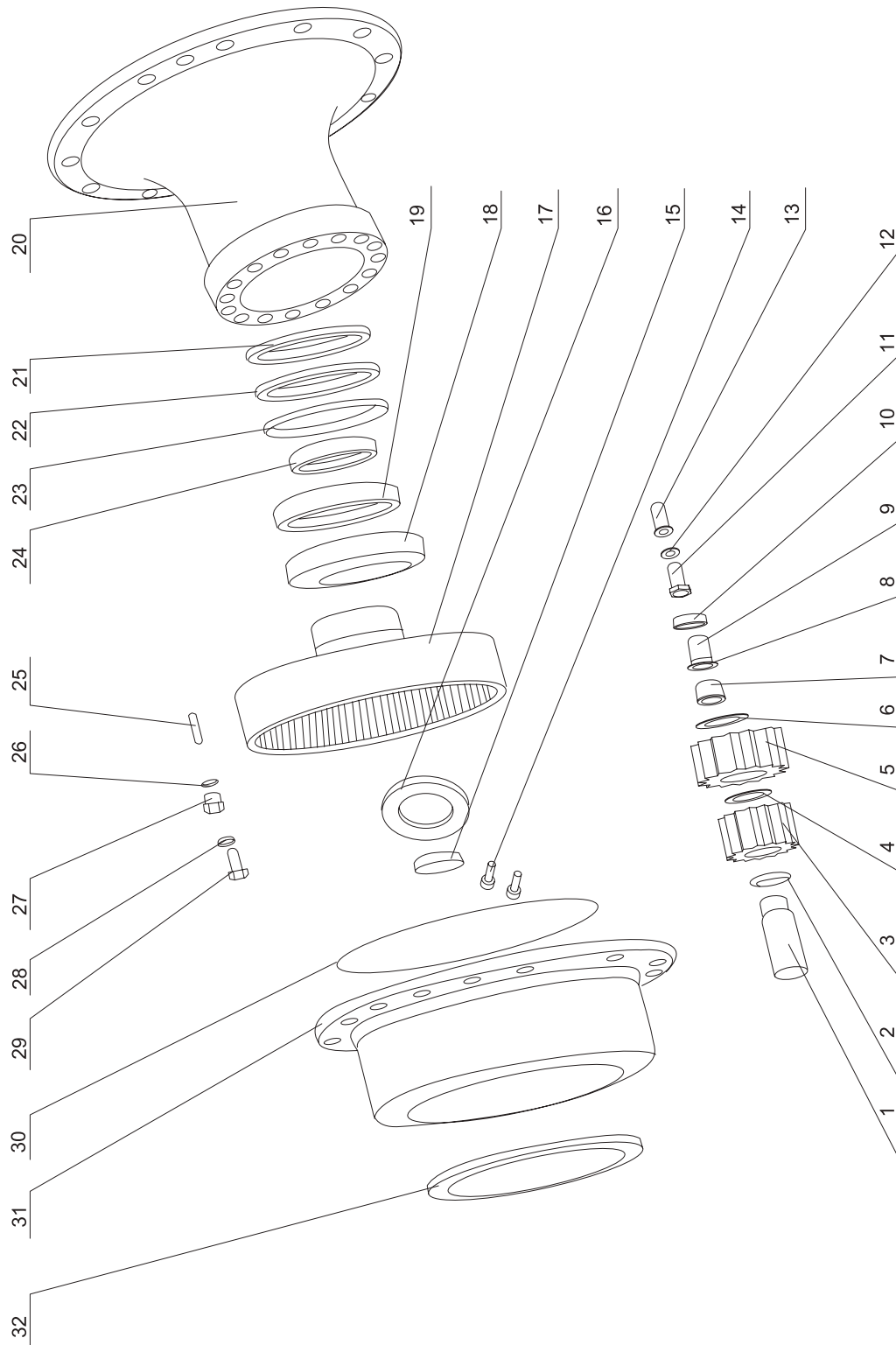
序号 NO.	部件号 PART NO.	零件名称 PART NAME		数量 Q'TY
0	82030502	差速器总成	Diff. assembly	1
1	82030506	差速器壳	Diff. Case	1
2	79605006	半轴齿轮垫	Thrust Washer	2
3	75201275	半轴齿轮	Side gear	2
4	82030505	十字轴	Spider	1
5	82030503	差速器壳	Diff. Case	1
6	75501993	螺母M16×1.5	Nut	8
7	82030507	行星轮垫	Thrust Washer	4
8	75201274	行星齿轮	Side Pinion	4
9	75501981	凸缘螺栓	Bolt	8

第54图 轮边减速器总成
FIG.54 PLANETARY ASSEMBLY



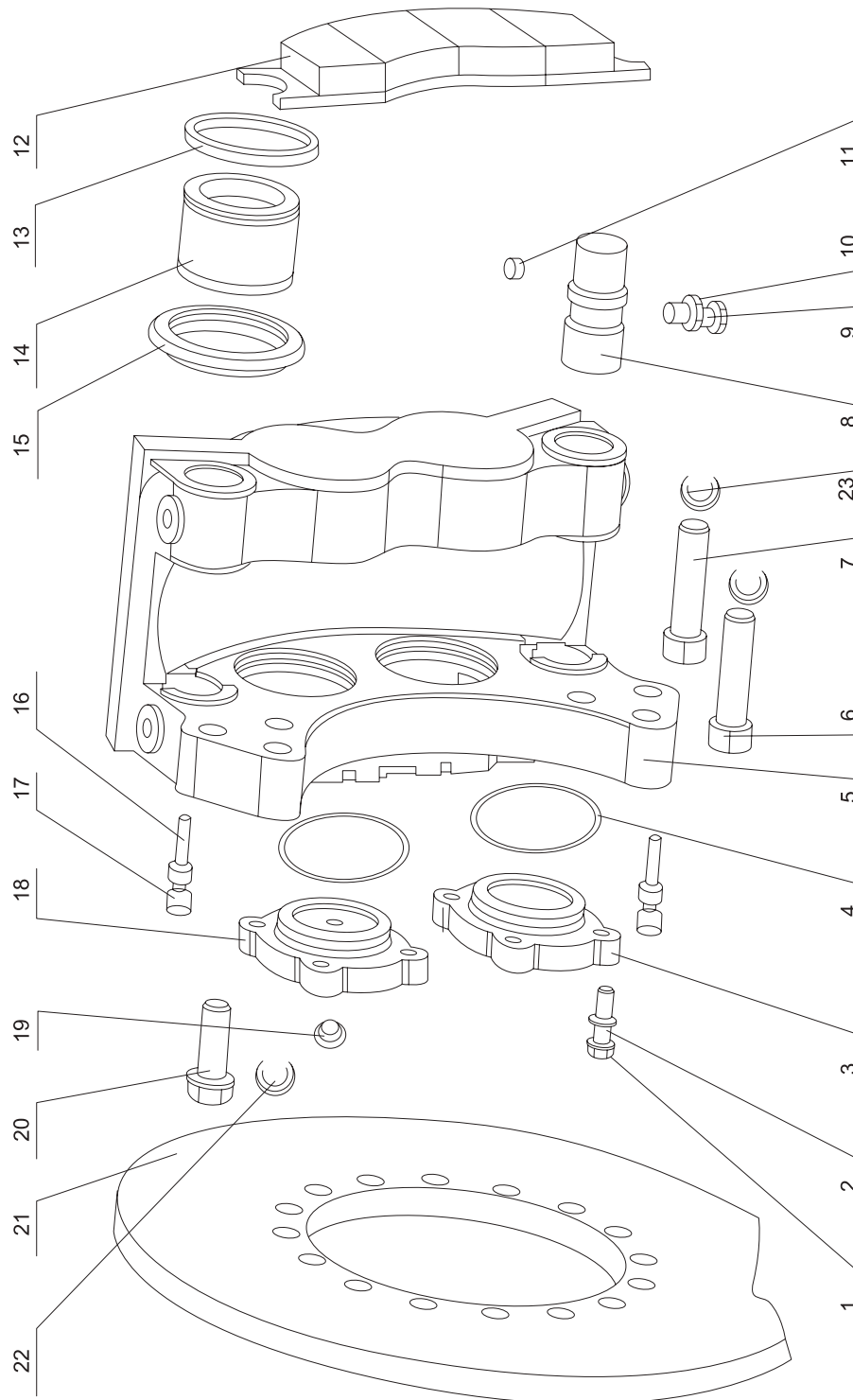
序号 NO.	部件号 PART NO.	零件名称 PART NAME	数量 Q'TY	
0	93000021	轮边减速器总成(前桥)	Planetary assy.(front axle)	1
	93000020	轮边减速器总成(后桥)	Planetary assy.(rear axle)	1
1	79001545	行星轮轴(前桥)	Planet Pin(front axle)	4
	79001545	行星轮轴(后桥)	Planet Pin(rear axle)	3
2	75600334	隔套(前桥)	Sleeve(front axle)	4
	75600334	隔套(后桥)	Sleeve(rear axle)	3
3	83000802	太阳轮	Sun Gear	1
4	52100009	挡圈50	Circlip	1
5	83000801	行星轮(前桥)	Planet Gear(front axle)	4
	83000801	行星轮(后桥)	Planet Gear(rear axle)	3
6	75600457	行星轮垫(前桥)	Planet Gear Shim(front axle)	8
	75600457	行星轮垫(后桥)	Planet Gear Shim(rear axle)	6
7	75500197	螺塞M24 × 1.5	Plug	1
8	53200005	组合密封垫24	Compound Seal	1
9	79605020	调整支柱组	Adjustment Pin	1组
10	73520042	限位块	Limit Block	1
11	50012010	螺栓(前桥)M12 × 1.25 × 25	Bolt(front axle)	7
	50012010	螺栓(后桥)M12 × 1.25 × 25	Bolt(rear axle)	5
12	52020004	垫圈(前桥)12	Washer(front axle)	7
	52020004	垫圈(后桥)12	Washer(rear axle)	5
13	50140003	螺钉M10 × 30	Screw	3
14	83810304	紧固螺栓	Fixing Bolt	2
15	77000021	隔套	Sleeve	1
16	83899301	槽螺母	Nut	1
	83640301	槽螺母(前桥)	Nut(front axle)	1
17	93125012	齿圈支承组件	Ring Hub Assembly	1
	83640302	齿圈支承组件(前桥)	Ring Hub Assembly(front axle)	1
18	54100007	轴承32026	Bearing	1
19	54100006	轴承32024	Bearing	1
20	D3639301	轮毂	Hub	1
21	53510005	MFC油封FB150 × 180 × 16	Oil Seal	1
23	83496302	挡油板	Oil Guard Plate	1
24	83496301	挡圈	Circlip	1
25	75600330	滚针(前桥)	Needle Roller(front axle)	216
	75600330	滚针(后桥)	Needle Roller(rear axle)	162
26	75500842	螺塞M12 × 1.25 × 9	Plug	1

第54图 轮边减速器总成
FIG.54 PLANETARY ASSEMBLY



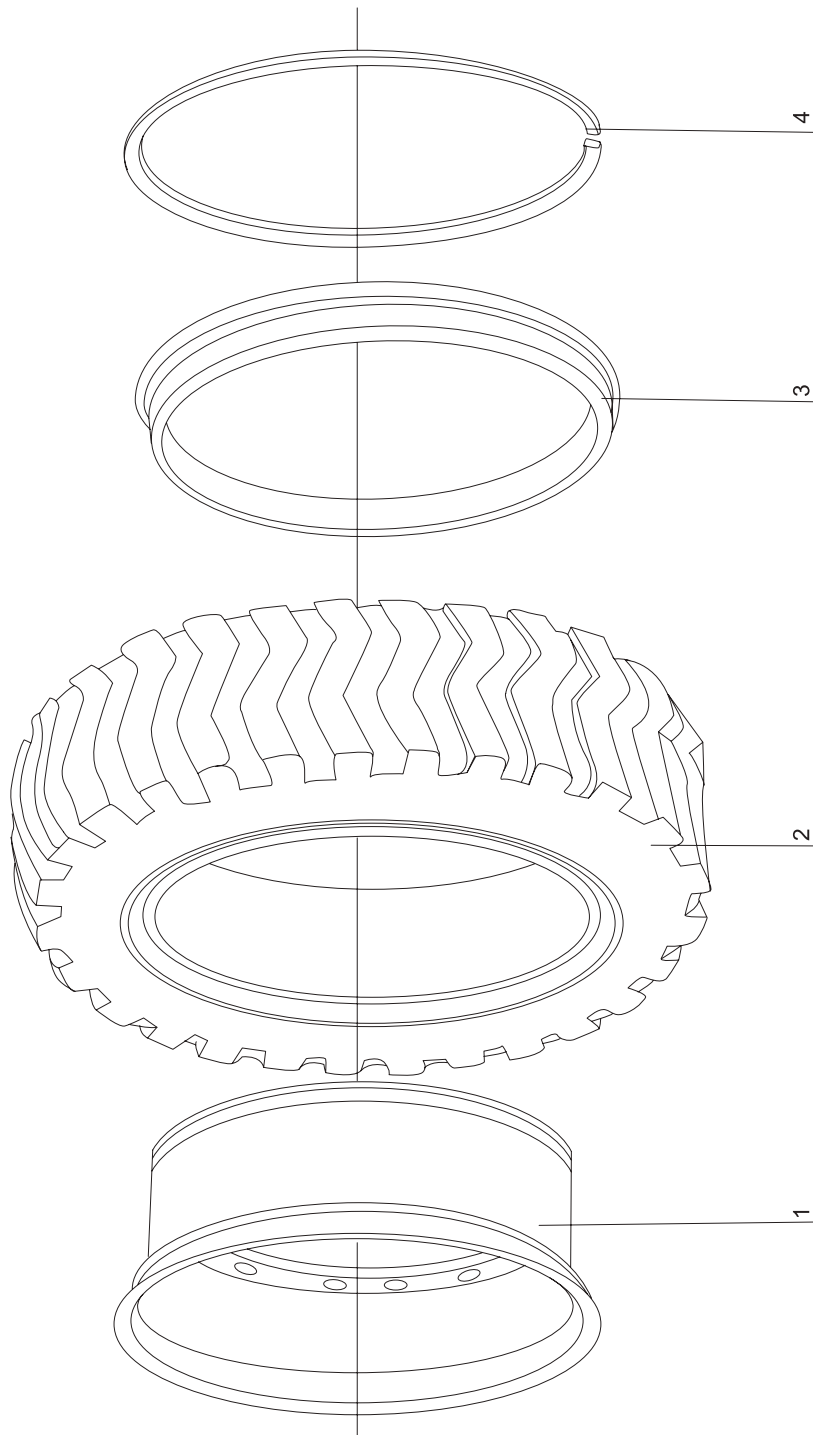
序号 NO.	部件号 PART NO.	零件名称 PART NAME	数量 Q'TY
27	53200002	组合密封垫12 Compound Seal Washer	1
28	52020003	垫圈10 Washer	1
29	50012005	螺栓M10×1.25×25 Bolt	1
30	83000810	密封圈 Gasket Ring	1
31	83310601	行星轮架(前桥) Spider(front axle)	1
	93115015	行星轮架(后桥) Spider(rear axle)	1
32	93200061	端盖(前桥) Cover(front axle)	1
	93200063	端盖(后桥) Cover(rear axle)	1

第55图 制动器总成
FIG.55 BRAKE ASSEMBLY



序号 NO.	部件号 PART NO.	零件名称 PART NAME	数量 Q'TY	
0	84741300	制动钳总成(前桥)	Brake assy.(front axle)	1
	72006036	制动钳总成(后桥)	Brake assy.(rear axle)	1
1	50009015	螺栓M10×35	Bolt	16
2	52020003	垫圈10	Washer	16
3	75700443	封油分泵盖	Cover	2
4	53000010	O形密封圈75×3.1	"O" ring	4
5	84741302	夹钳体(前桥)	Caliper assy.(front axle)	2
	75700436	夹钳体(后桥)	Caliper assy.(rear axle)	2
6	75502139	螺栓M20×60	Bolt	4
7	50009039	螺栓M20×60	Bolt	8
8	75700437	销轴	Pin	8
9	50009014	螺栓M10×30	Bolt	8
10	51014003	螺母M10	Nut	8
11	79900278	圆柱销	Column Pin	8
12	75700434	摩擦垫块总成	Friction Pad Assembly	4
13	75700439	矩形密封圈	Rectangle Seal	8
14	75700440	活塞	Piston	8
15	75700438	防尘圈	Dust Boot	8
16	75700442	放气嘴	Bleeder Valve	4
17	55400001	放气嘴保护罩	Cap	4
18	75700458	进油分泵盖	Cover	2
19	75700459	孔塞	Hole Plug	2
20	75502011	螺栓M18×2×40	Bolt	16
21	72006561	制动盘	Brake Disc	1
22	52020007	垫圈18	Washer	16
23	52020008	垫圈20	Washer	12

第56 轮胎轮辋总成
FIG.56 TYRE & RIM ASSEMBLY



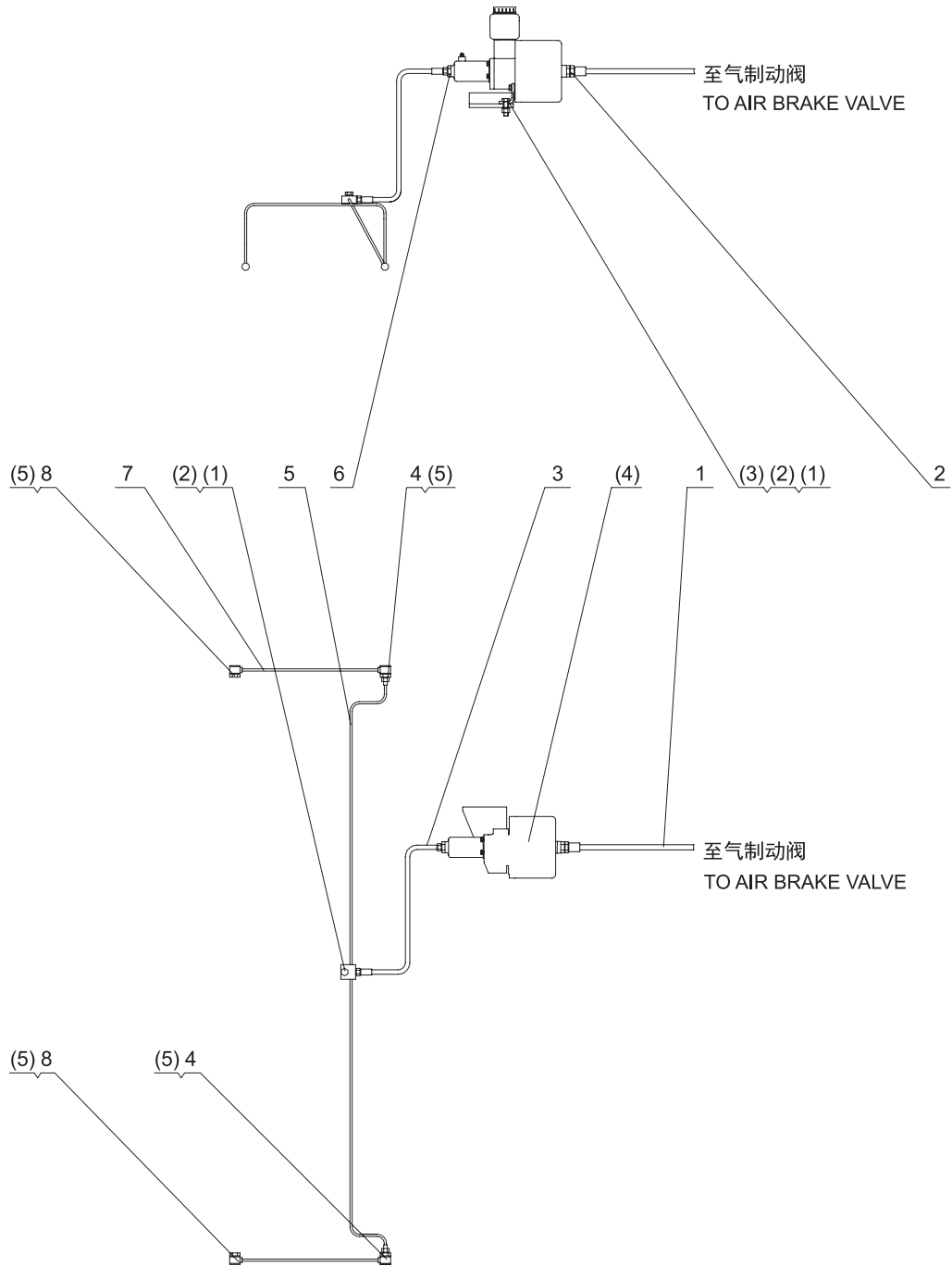
序号 NO.	部件号 PART NO.	零件名称 PART NAME		数量 Q'TY
1	ZL50G2-04008	轮辋19.5/2.5-25	Rim	4
2	ZL50G2-04010	轮胎总成23.5-25-16PR	Tyre assembly	4
3	ZL50G2-04-WLY	外轮缘	Band	4
4	ZL50G2-04-SH	锁环	Lock ring	4



制 动 系 统

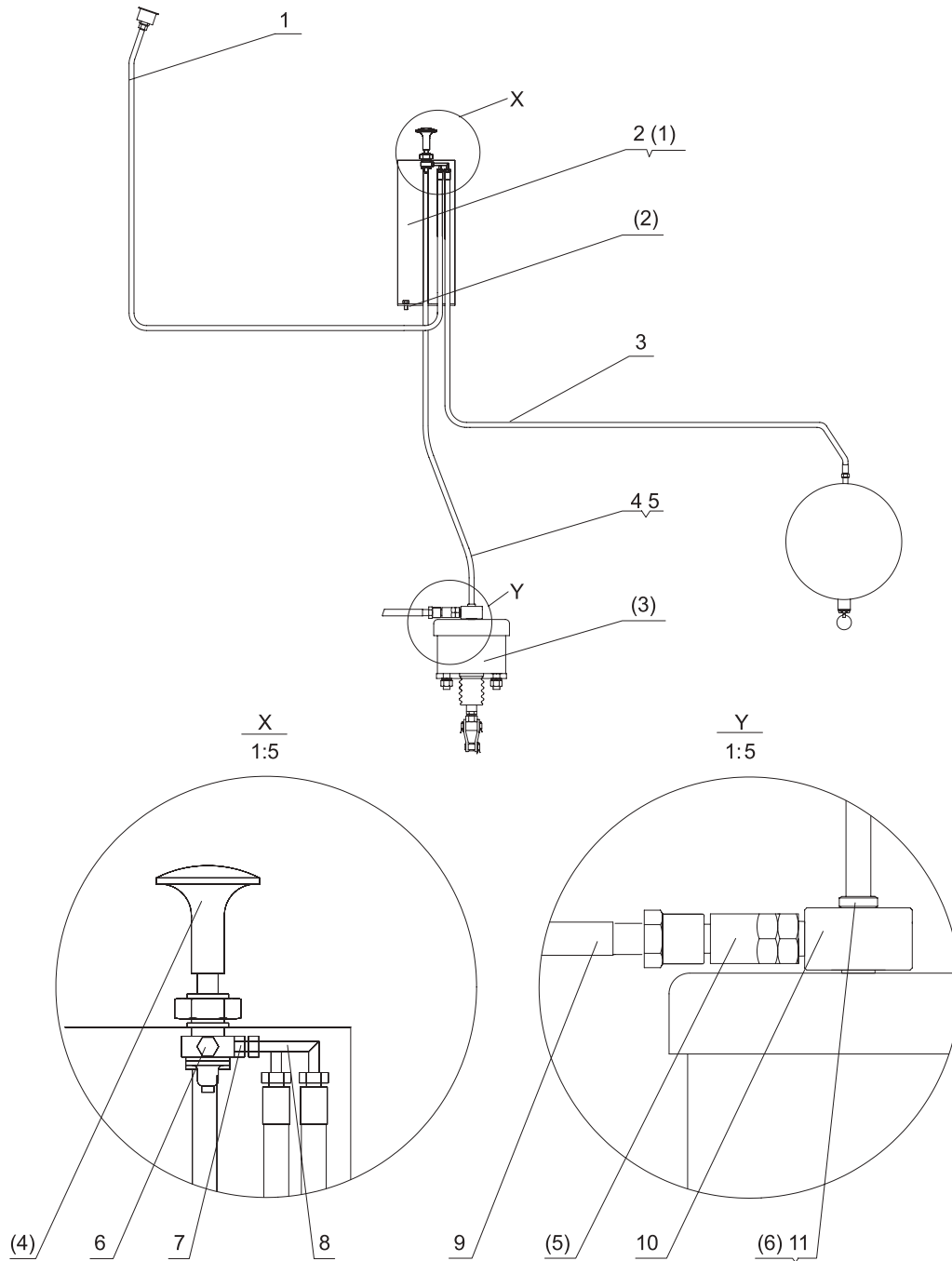
BRAKE SYSTEM

第57图 前桥制动管路 FIG.57 FRONT AXLE BRAKE PIPING



序号 NO.	部件号 PART NO.	零件名称 PART NAME	数量 Q'TY
1	DG956W-07019	前刹车泵至脚制动阀软管 Tube	1
2	ZL50G2-07003	接头体 Joint	1
3	ZL50G2-07031A	前刹车泵至前桥制动软管 Tube	1
4	ZL50G2-07013	铰接螺栓 Link bolt	2
5	ZL50G2-07017C	刹车管 Brake tube	1
6	ZL50G2-07004	接头体 Joint	1
7	ZL50G2-07014C	刹车管 Brake tube	2
8	ZL50G2-07015	铰接螺栓 Link bolt	2
(1)	GB 5781 M12 × 30	螺栓 M12 × 30 Bolt	3
(2)	GB 93 12	弹垫12 Spring washer	3
(3)	GB 6170 M12	螺母 M12 Nut	2
(4)	XZ60A-3510010	空气加力泵 Air boosting pump	1
	XM60-3510010	空气加力泵 Air boosting pump	1
(5)	JB982 12	组合垫圈12 Combined washer	8

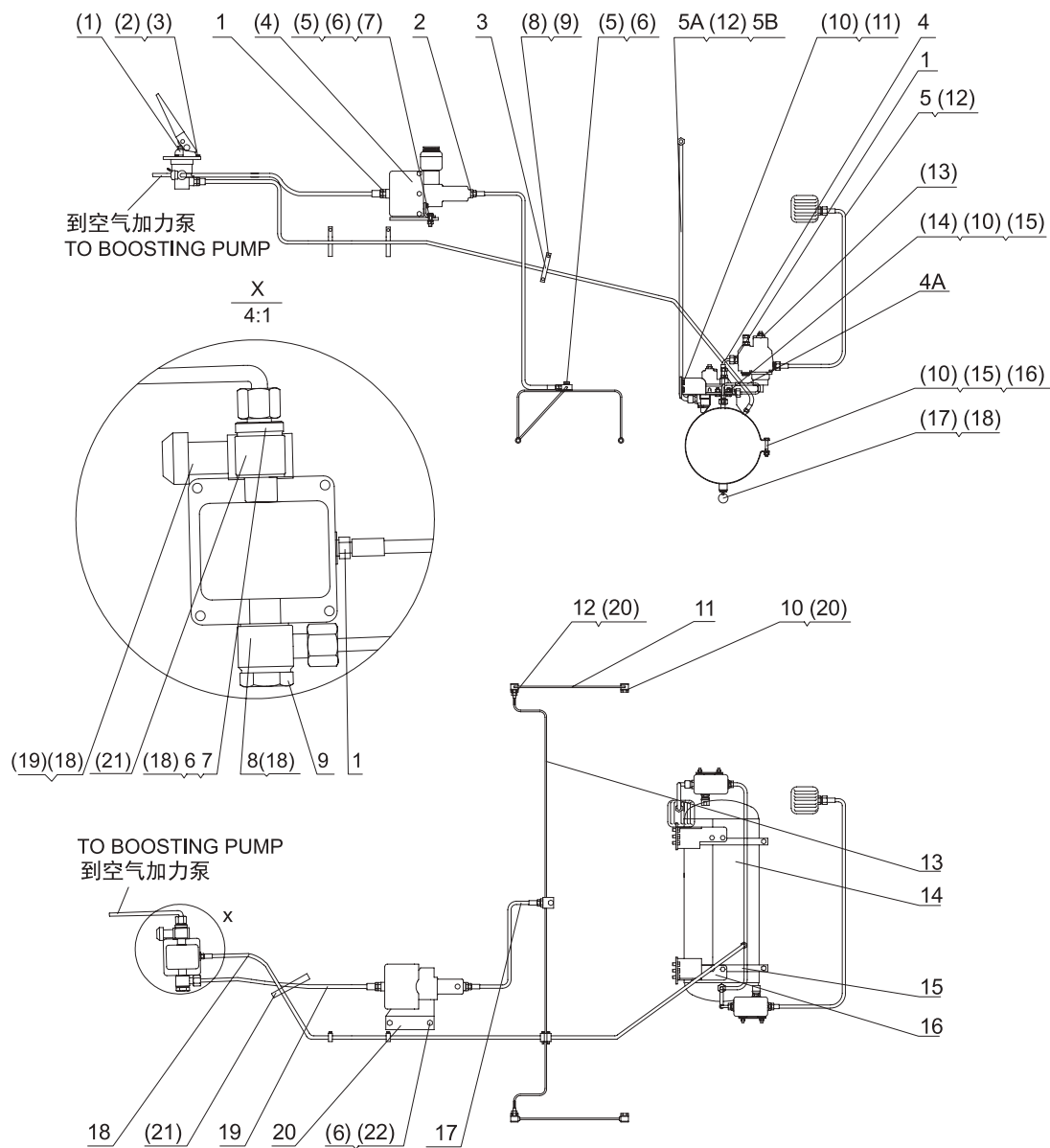
第58图 手制动管路
FIG.58 HAND BRAKE PIPING



序号 NO.	部件号 PART NO.	零件名称 PART NAME		数量 Q'TY
1	DG956WI-07001	气压表管	Barometer tube	1
2	DG956W-07039C	支架(SL50W-3用)	Bracket(for SL50W-3)	1
	DG956W-07039D	支架(SL50W用)	Bracket(for SL50W)	1
3	DG956W-07031A	储气筒至手制动阀气管	Tube	1
4	DG956W II -07011A	手制动阀至制动气室气管	Tube	1
5	ZL50G2-07019	接头体	Joint	1
6	ZL50G2-07024	手控阀螺塞	Plug valve	1
7	ZL50G2-07025	接头体	Joint	1
8	ZL50G2-07018	三通接头	Tee joint	1
9	ZL50G3-07046	打气装置总成	Air inflating assy.	1
10	ZL50G3-07014	接头体	Joint	1
11	ZL50G3-07015	接头体	Joint	1
(1)	GB93 8	弹垫8	Spring washer	4
(2)	GB 5781 M8 × 20	螺栓M8 × 20	Bolt	4
(3)	DZ50A-3507100	驻车制动气室	Parking brake air cavity	1
(4)	QZ50A-3526001	手控制动阀	Manual control brake valve	1
(5)	SH-40-TSK-L-1/2	气动快速接头	Quick-change joint	1
(6)	JB982 12	组合垫圈12	Combined washer	2

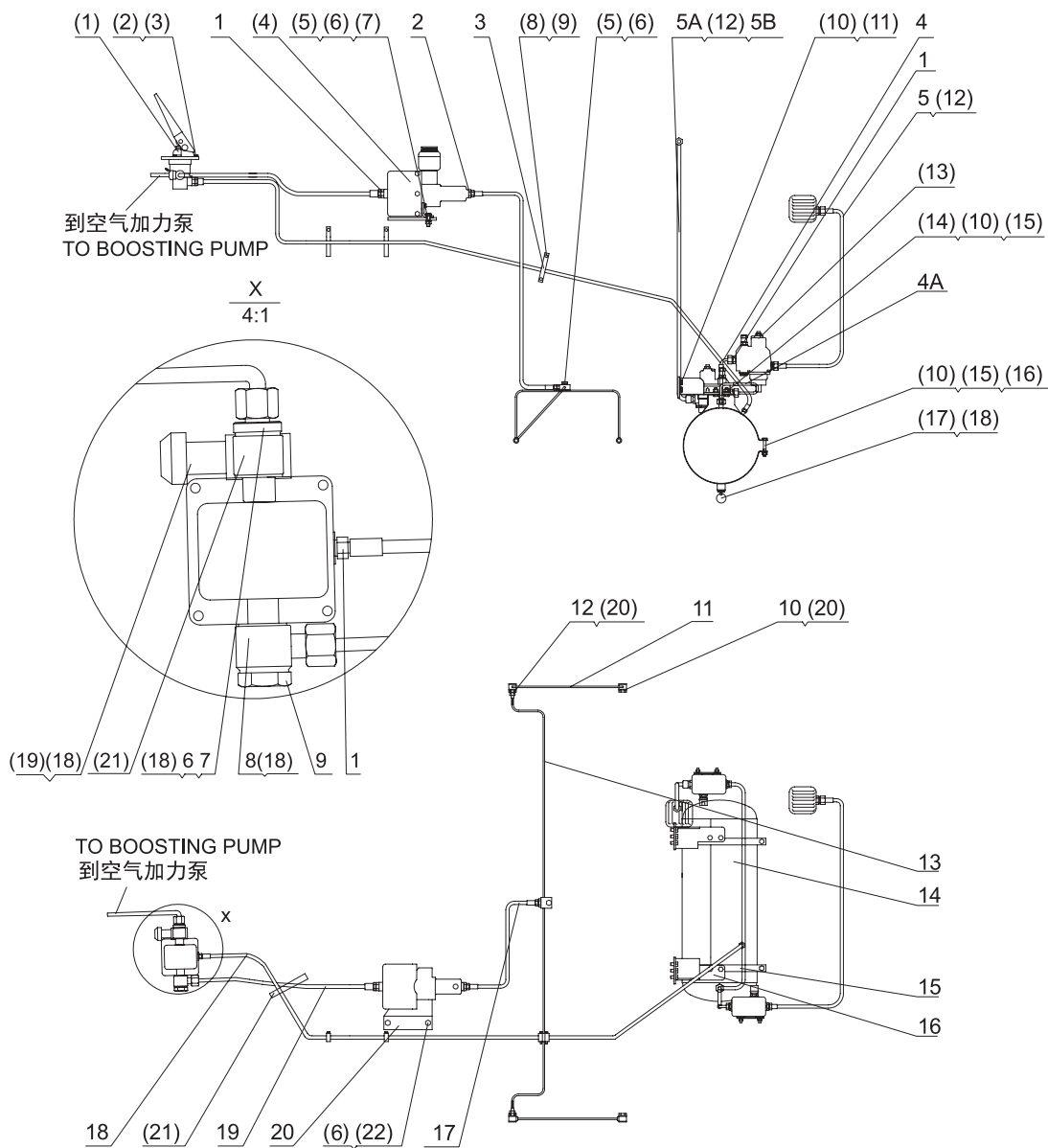
第59图 后桥制动管路

FIG.59 REAR AXLE BRAKE PIPING



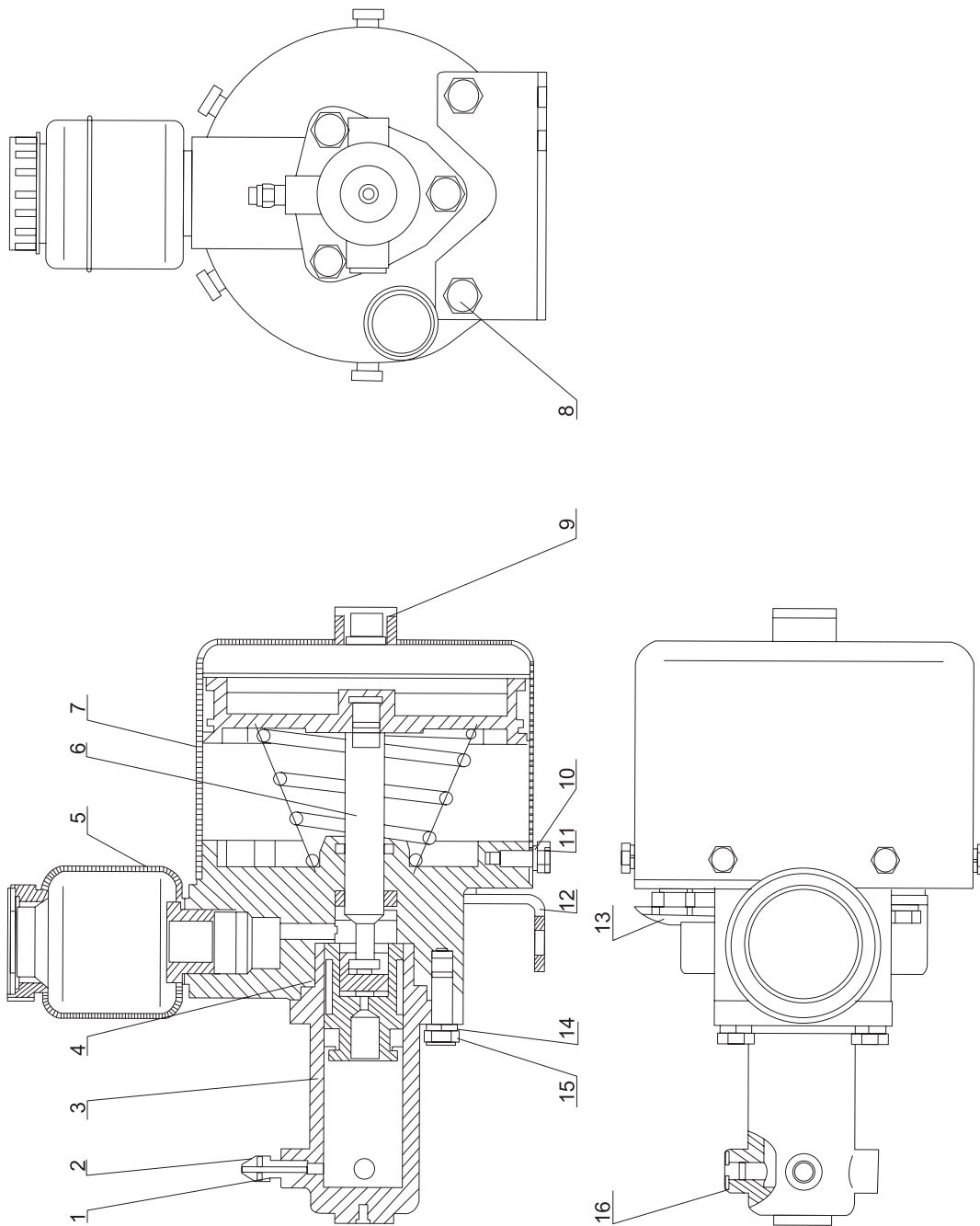
序号 NO.	部件号 PART NO.	零件名称 PART NAME	数量 Q'TY
1	ZL50G2-07003	接头体 Joint	4
2	ZL50G2-07004	接头体 Joint	1
3	ZL50G2-07005	管卡 Pipe clip	3
4	ZL50G2-07006B	储气筒至组合阀进气管(配潍柴) Inlet pipe(for WEICHAI)	1
4A	DG956WII-07006	储气筒至组合阀进气管 Inlet pipe	1
5	ZL50G3-07008A	空压机出气管(配潍柴) Compressor outlet pipe(for WEICHAI)	1
5A	DG956WII-07005	空压机出气管(配上柴) Compressor outlet pipe(for SHANGCHAI)	1
5B	DG956WV-07005A	空压机出气管(配康明斯) Compressor outlet pipe(for CUMMINS)	1
6	ZL50G2-07044	接头体 Joint	1
7	ZL50G2-07043	接头体 Joint	1
8	DG938-07008	铰接接头 Link joint	1
9	DG938-07032	铰接螺栓 Link bolt	1
10	ZL50G2-07015	铰接螺栓 Link bolt	2
11	ZL50G2-07014C	刹车管 Brake tube	2
12	ZL50G2-07013	铰接螺栓 Link bolt	2
13	ZL50G2-07017C	刹车管 Brake tube	1
14	ZL50G2-07009A	储气筒 Air cylinder	1
15	ZL50G2-07022A	储气筒箍 Air cylinder hoop	2
16	ZL50G2-07021A	储气筒支架 Air cylinder bracket	2
17	ZL50G2-07027	后刹车泵至后桥制动软管 Tube	1
18	ZL50G2-07032	储气筒至脚制动阀气管 ube	1
19	ZL50G2-07037	后加力泵至脚制动阀气管 Tube	1
20	ZL50G2-07011	后加力泵支架 Boosting pump bracket	1
21	ZL50G2-07016A	三通接头 Joint	1

第59图 后桥制动管路 FIG.59 REAR AXLE BRAKE PIPING



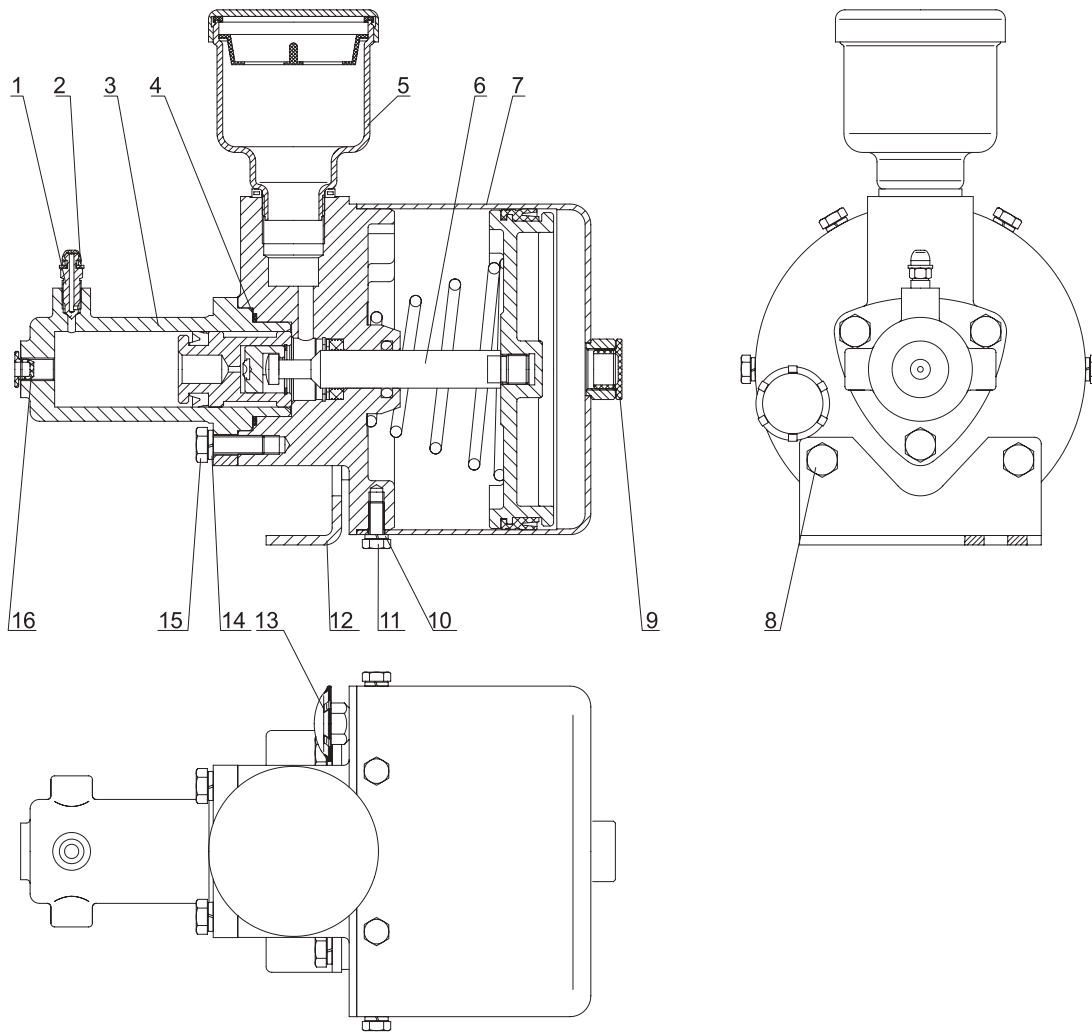
序号 NO.	部件号 PART NO.	零件名称 PART NAME		数量 Q'TY
(1)	XM60C-3514002	气制动阀(带踏板)	Air brake valve	1
(2)	GB93 8	弹垫8	Spring washer	4
(3)	GB5781 M8×30	螺栓M8×30	Bolt	4
(4)	XZ60A-3510010	空气加力泵	Air boosting pump	1
	XM60-3510010	空气加力泵	Air boosting pump	1
(5)	GB 5781 M12×30	螺栓M12×30	Bolt	3
(6)	GB 93 12	弹垫 12	Spring washer	5
(7)	GB 6170 M12	螺母 M12	Nut	2
(8)	GB93 6	弹垫 6	Spring washer	6
(9)	GB5781 M6×40	螺栓M6×40	Bolt	6
(10)	GB93 10	弹垫10	Spring washer	12
(11)	GB5781 M10×25	螺栓M10×25	Bolt	6
(12)	JB982 14	组合垫圈14	Combined washer	2
(13)	SH380A-3511002	油水分离器组合阀	Group valve	1
(14)	GB5781 M10×30	螺栓M10V30	Bolt	4
(15)	GB6170 M10	螺母M10	Nut	6
(16)	GB5781 M10×70	螺栓M10×70	Bolt	2
(17)	35360070010	自动放水阀	Auto water drain valve	1
(18)	JB982 22	组合垫圈22	Combined washer	4
(19)	JN150-372001	制动灯开关	Brake lamp switch	1
(20)	JB982 12	组合垫圈12	Combined washer	8
(21)	D2900-20000	可松开式扎带200×8	Clip	2
(22)	GB5781 M12×25	螺栓M12×25	Bolt	2

第60图 XZ60空气加力泵
FIG.60 AIR BOOSTING PUMP



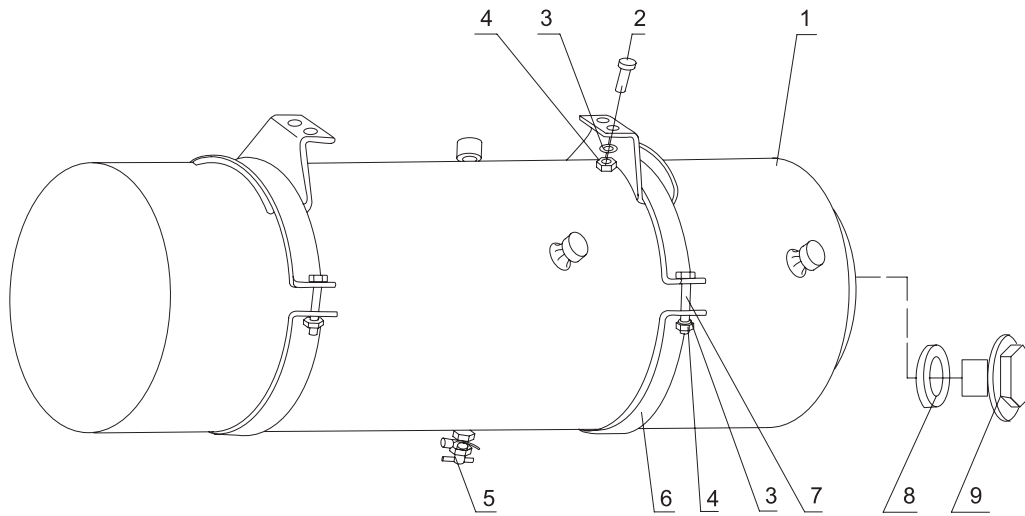
序号 NO.	部件号 PART NO.	零件名称 PART NAME	数量 Q'TY
0	XZ60-3510010	空气加力泵 Air boosting pump	1
1	RZPNJ131-1606011	放气螺钉 Bleed screw	1
2	RLYH33628-07	防尘帽 Dust cap	1
3	RLXZ60-3510011	辅助缸体 Auxiliary cylinder	1
4	RLXZ60-3510012	O形圈 O-ring	1
5	RLZL20-3510080	油杯总成 Oil cup assy.	1
6	RLXZ60-3510020	动力缸总成 Power cylinder assy.	1
7	RLXZ60-3510070	动力缸后壳体总成 Shell assembly	1
8	GB5783 M10 × 25	六角螺栓M10 × 25 Bolt	2
9	RLZL20-3510018	塞盖 Lids	1
10	GB93 8	弹垫8 Spring washer	6
11	GB5783 M8 × 20	六角螺栓M8 × 20 Bolt	6
12	RLZL20-3510013	支架 Bracket	1
13	RLXZ60-3510090	排气接头总成 Exhaust joint assy.	1
14	GB93 10	弹垫10 Spring washer	5
15	GB5783 M10 × 30	六角螺栓M10 × 30 Bolt	3
16	RZP6CA1602121F	防尘塞 Dust plug	1

第61图 XM60空气加力泵
FIG.61 AIR BOOSTING PUMP



序号 NO.	部件号 PART NO.	零件名称 PART NAME		数量 Q'TY
0	XM60-3510010	空气加力泵	Air boosting pump	1
1	XFTY103	放气螺钉	Bleed screw	1
2	XFTY202	防尘帽	Dust cap	1
3	XM60-3510011	辅助缸体	Auxiliary cylinder	1
4	XZ60-3510012	O形圈	O-ring	1
5	XM60-3510080	油杯总成	Oil cup assy.	1
6	XZ60-3510020	动力缸总成	Power cylinder assy.	1
7	XZ60-3510070	动力缸后壳体总成	Shell assembly	1
8	GB5783 M10×25	六角螺栓 M10×25	Bolt	2
9	ZL20-3510018	进气接头塞盖	Lids	1
10	GB93 8	弹垫8	Spring washer	6
11	GB5783 M8×20	六角螺栓 M8×20	Bolt	6
12	ZL20-3510013	支架	Bracket	1
13	XZ60-3510090	排气接头总成	Exhaust joint assy.	1
14	GB93 10	弹垫10	Spring washer	5
15	GB5783 M10×30	六角螺栓 M10×30	Bolt	3
16	XFTY216	防尘塞	Dust plug	1

第62图 储气筒总成
FIG.62 AIR CYLINDER ASSEMBLY



序号 NO.	部件号 PART NO.	零件名称 PART NAME		数量 Q'TY
1	ZL50G2-07009A	储气筒总成	Air cylinder assembly	1
2	GB5781 M10 × 30	螺栓M10 × 30	Bolt	4
3	GB93 10	弹垫10	Spring washer	6
4	GB6170 M10	螺母M10	Nut	6
5	35360070010	自动放水阀	Automatic drain water valve	1
6	ZL50G2-07022A	储气筒箍	Air cylinder hoop	2
7	GB5781 M10 × 70	螺栓M10 × 70	Bolt	2
8	JB982 22	组合垫圈22	Combined washer	2
9	JB1000 M22 × 1.5	螺塞M22 × 1.5	Plug screw	1

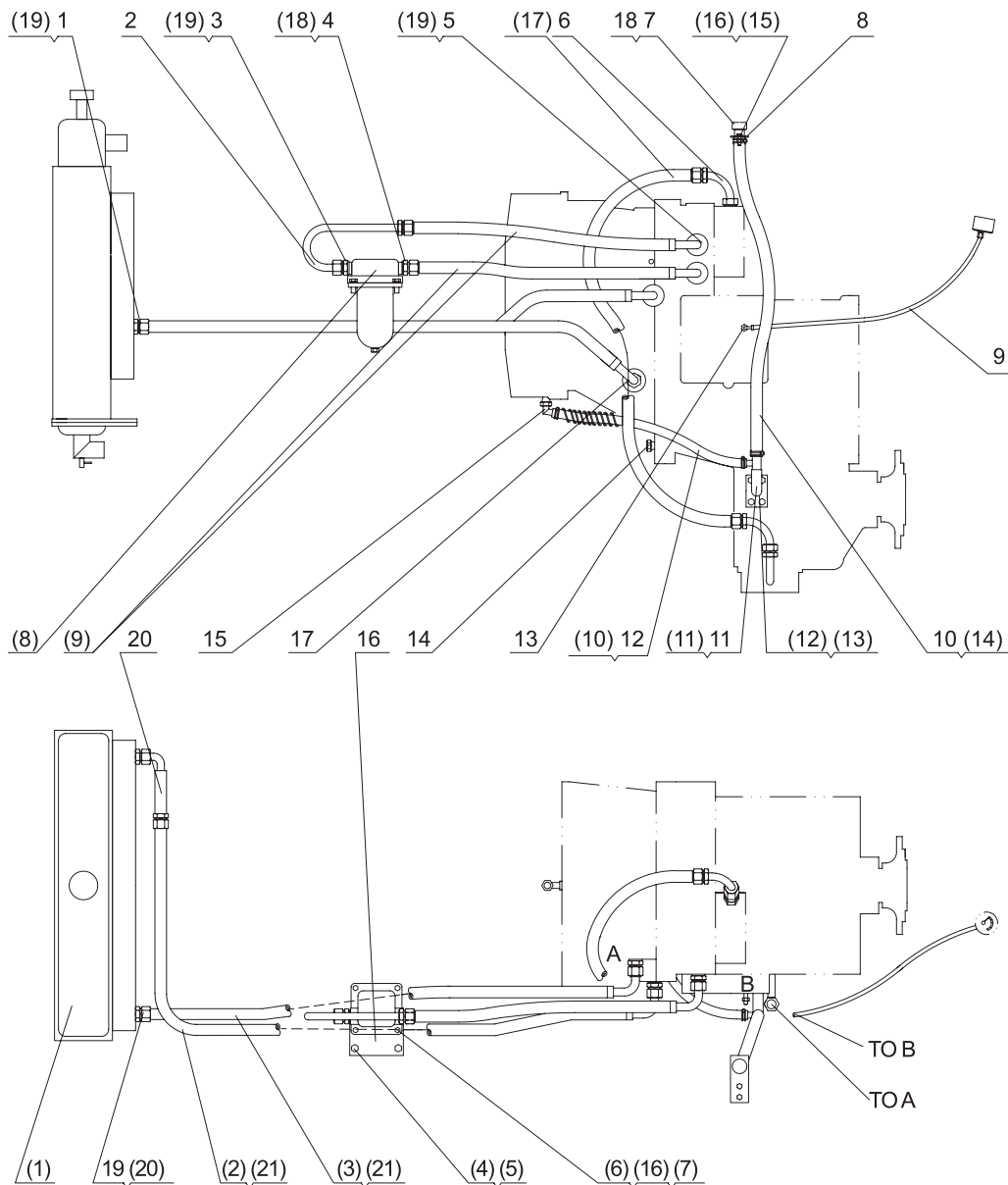


行 车 液 压 系 统

TRANSMISSION HYDRAULIC SYSTEM

第63图 行车液压系统

FIG.63 TRANSMISSION HYDRAULIC SYSTEM



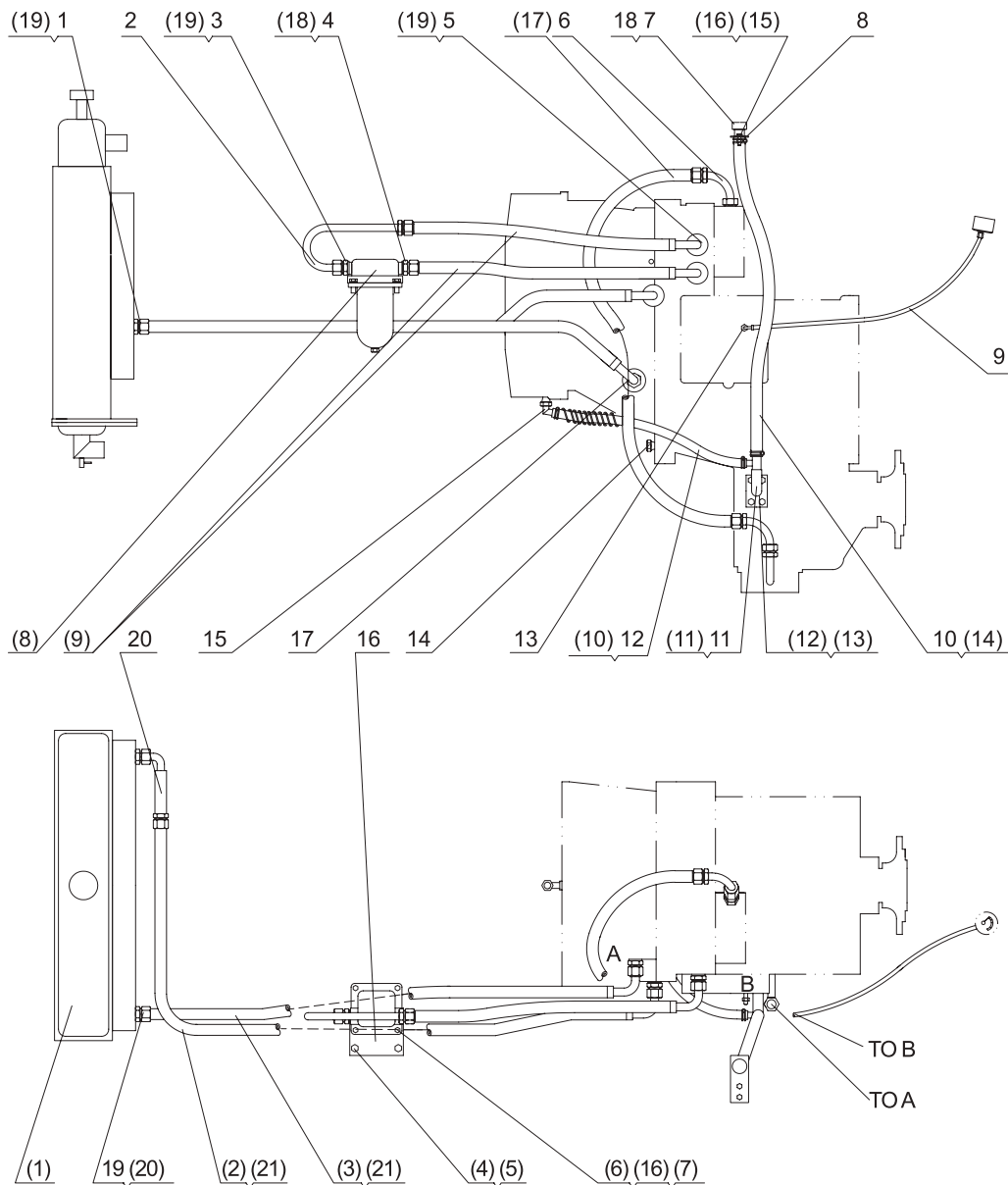
装配DG50B水箱时,请使用件(2),(3)和(19)。

When match DG50B water tank, please use part(2)、(3)and(19).

序号 NO.	部件号 PART NO.	零件名称 PART NAME	数量 Q'TY	
1	ZL50G2-05008	散热器接头(配DG50B)	Radiator joint(for DG50B)	2
	DG956A-12002	散热器进油接头	Oil-in joint	1
2	ZL50G3-12004A	滤油器钢管	Steel pipe	1
3	ZL50G3-12005	滤油器接头	Joint	1
4	ZL50G3-12006	接头体	Joint	1
5	ZL50G2-05008	变速箱接头	Joint	3
6	ZL50G3-12008	接头总成	Joint	1
7	ZL50G2-12021	大螺母	Big nut	1
8	ZL50G3-12010A	加油钢管	Steel pipe	1
9	DG956WI-12011	操纵阀测压管	Piezometer tube	1
10	ZL50G3-12012A	低压耐油胶管 $\Phi 32 \times 800$	Tube	1
11	ZL50G3-12013B	变速箱加油钢管	Steel pipe	1
12	ZL50G3-12014	低压耐油胶管 $\Phi 13 \times 950$	Tube	1
13	ZL50G3-12015	压力表接头	Joint	1
14	ZL50G3-12016A	锥丝堵	Coning plug	1
15	ZL50G3-12017	发动机飞轮壳接头	Joint	1
16	ZL50G3-12018	变油器滤油器支板	Shoe palte	1
17	ZL50G3-12019	长接头体	Long joint	1
18	ZL50G2-12024	垫	Gasket	1
19	DG956WII-05008	散热器出油接头	Oil-out joint	1
20	ZL50G2-12018	散热器进油钢管	Oil-in tube(for ZL60GT-1C)	1

第63图 行车液压系统

FIG.63 TRANSMISSION HYDRAULIC SYSTEM



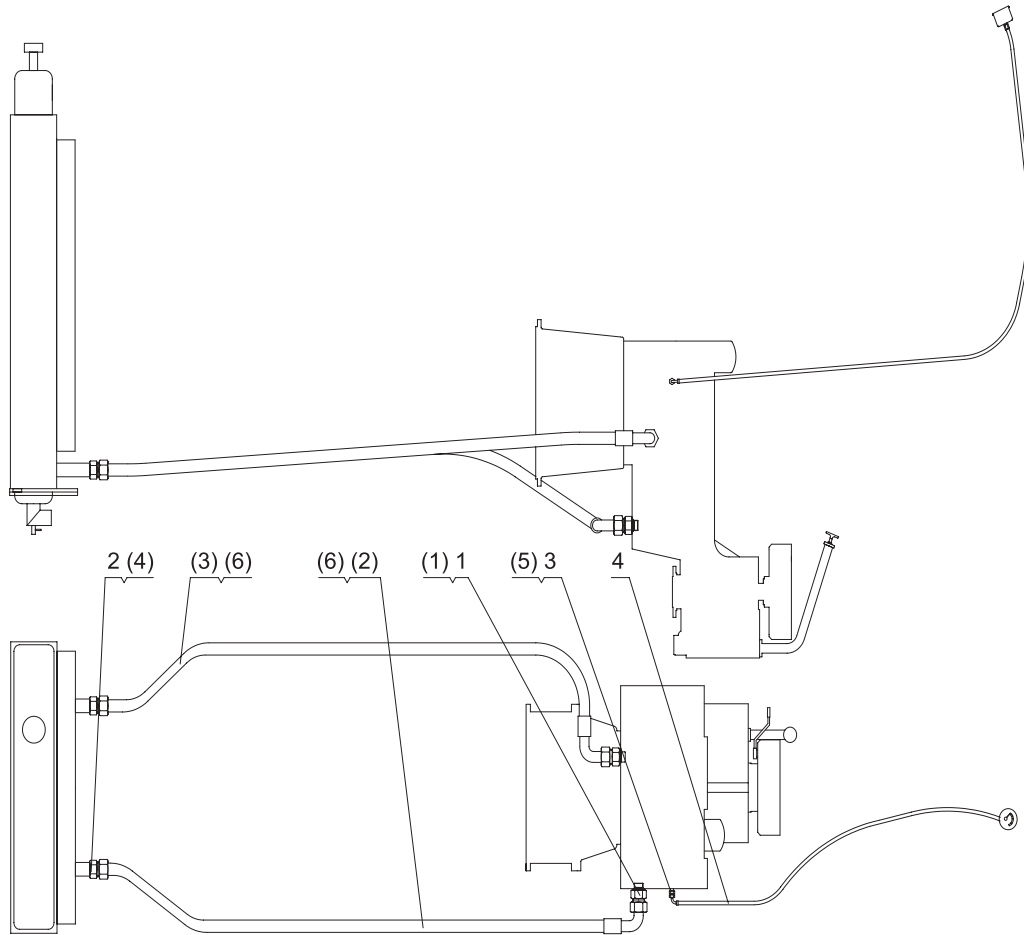
注意

装配DG50B水箱时,请使用件(2),(3)和(19)。

When match DG50B water tank, please use part(2)、(3)and(19).

序号 NO.	部件号 PART NO.	零件名称 PART NAME		数量 Q'TY
(1)	DG50B	机油散热器	Oil radiator	1
	ZL60GT-1C	机油散热器	Oil radiator	1
	ZL60GT-AC	机油散热器(配康明斯)	Oil radiator(for CUMMINS)	1
(2)	JH100 19I-2450	软管总成19I-2450	Hose assy.	1
(3)	JH100 19I-2100	软管总成19I-2100	Hose assy.	1
(4)	GB5783 M12 × 30	螺栓 M12 × 30	Bolt	2
(5)	GB93 12	弹垫12	Spring washer	2
(6)	GB5783 M8 × 35	螺栓 M8 × 35	Bolt	4
(7)	GB6170 M8	螺母M8	Nut	4
(8)	YL-163-00	滤油器	Oil filter	1
(9)	JH100 19I-830	软管总成 19I-830	Hose assy.	2
(10)	JB3618.1 20~24	双钢丝卡箍 20~24	Clamp	2
(11)	GB3452.1 32.5 × 3.55	O形圈32.5 × 3.55	O-ring	1
(12)	GB93 10	弹垫10	Spring washer	4
(13)	GB5783 M10 × 25	螺栓 M10 × 25	Bolt	4
(14)	GB3618.1 43~48	双钢丝卡箍43~48	Clamp	2
(15)	GB5783 M8 × 25	螺栓 M8 × 25	Bolt	2
(16)	GB93 8	弹垫8	Spring washer	6
(17)	JH100 25I-1508	软管总成25I-1508	Hose assy.	1
(18)	JB982 22	组合垫圈22	Combined washer	1
(19)	JB982 30	组合垫圈30	Combined washer	5
(20)	JB982 27	组合垫圈27	Combined washer	2
(21)	JH100 19I-2030	软管总成19I-2030	Hose assy.	2

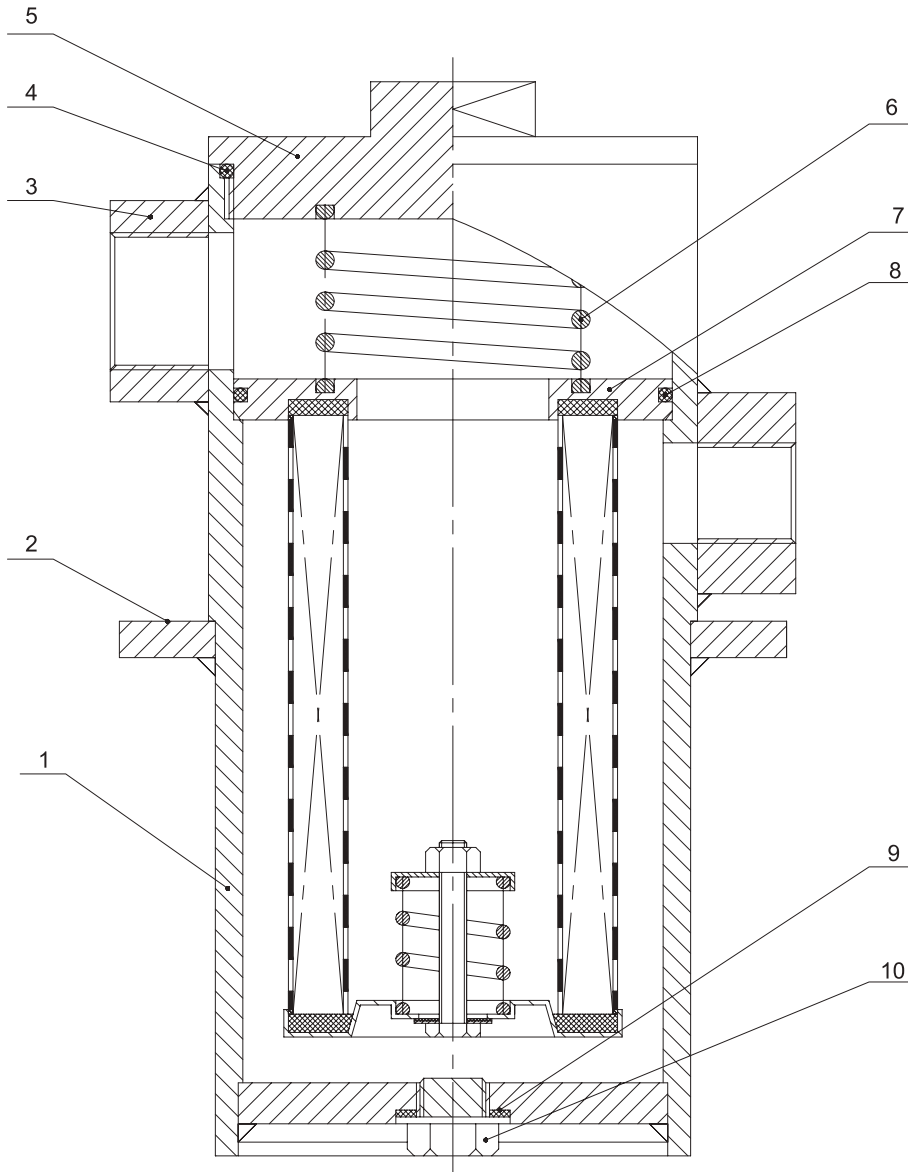
第64图 SL50W-3 行车液压系统
FIG.64 TRANSMISSION HYDRAULIC SYSTEM



序号 NO.	部件号 PART NO.	零件名称 PART NAME		数量 Q'TY
1	DG956W II -12001	接头体	Joint	2
2	DG956W II -12002	散热器接头	Joint	2
3	DG956W II -12003A	压力表接头	Joint	1
4	DG956WI-12011	操纵阀测压管	Piezometer tube	1
(1)	JB982 30	组合垫圈30	Combined washer	2
(2)	JH100 22-2050	胶管总成22-2050	Hose assembly	1
(3)	JH100 22-2500	胶管总成22-2500	Hose assembly	1
(4)	JB982 27	组合垫圈27	Combined washer	2
(5)	JB982 10	组合垫圈10	Combined washer	1
(6)	JH100 22-2000	软管总成(配康明斯) 22-2000	Hose assy.(for CUMMINS)	2

第65图 滤清器总成(新乡美林)

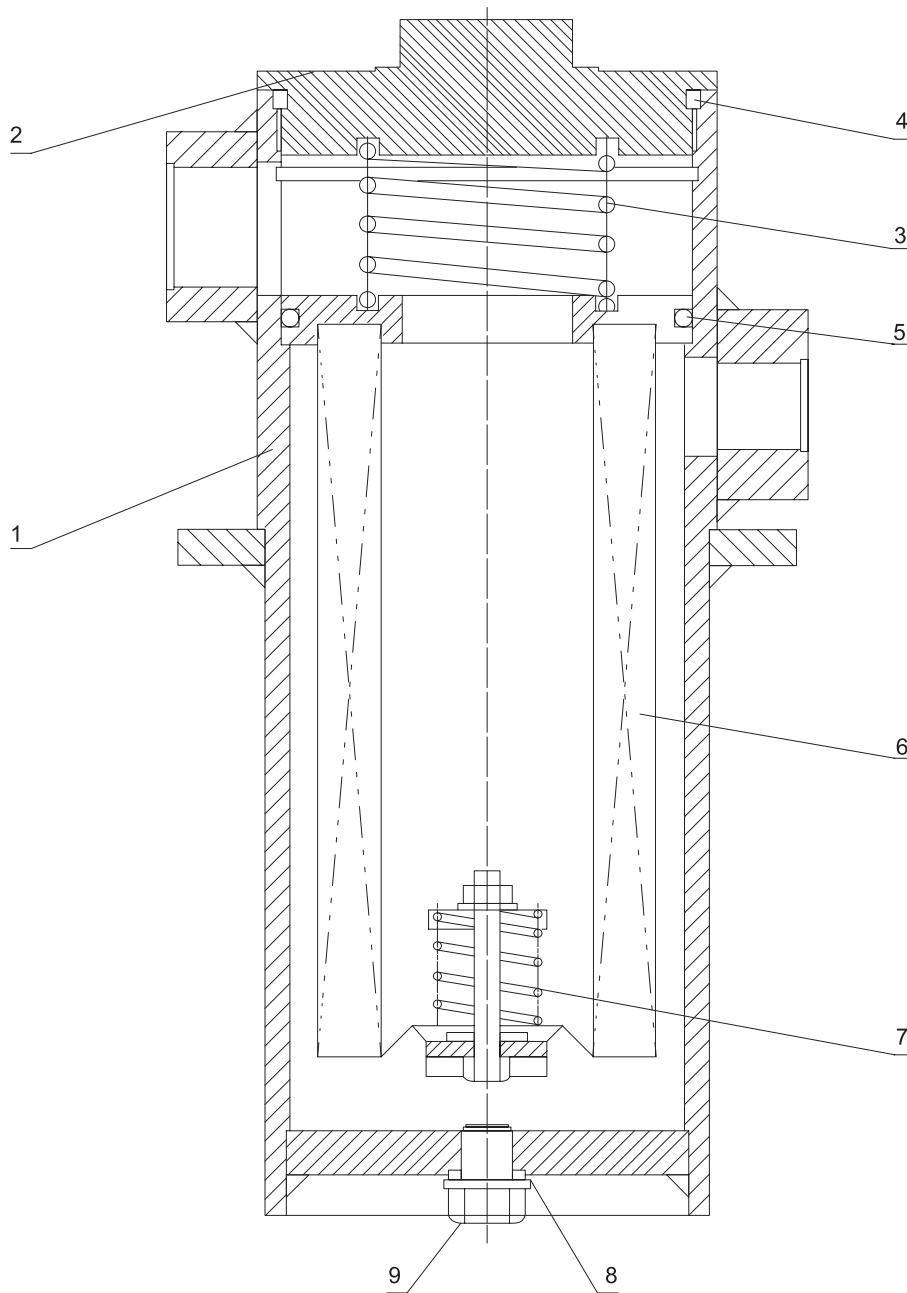
FIG.65 FILTER ASSEMBLY(XIN XIANG MEILIN)



序号 NO.	部件号 PART NO.	零件名称 PART NAME		数量 Q'TY
0	YL-163-00	滤清器总成	Filter assembly	1
1	YL-163-4	壳体	Shell	1
2	YL-163-5	法兰	Flange	1
3	YL-163-3	大、小管嘴	Big and small nozzle	各1
4	YL-163-2	O形圈95×3.5	O-ring	1
5	YL-163-1	外上盖	Upper cover	1
6	YL-163-6	弹簧	Spring washer	1
7	YL-163-100	滤芯组件	Filter core module	1
8	YL-163-8	O形圈95×3.1	O-ring	1
9	YL-163-21	组合垫16	Combined washer	1
10	YL-163-22	螺栓M16×1.5	Bolt	1

第66图 滤清器总成(徐州新星)

FIG.66 FILTER ASSEMBLY(XUZHOU XINXING)



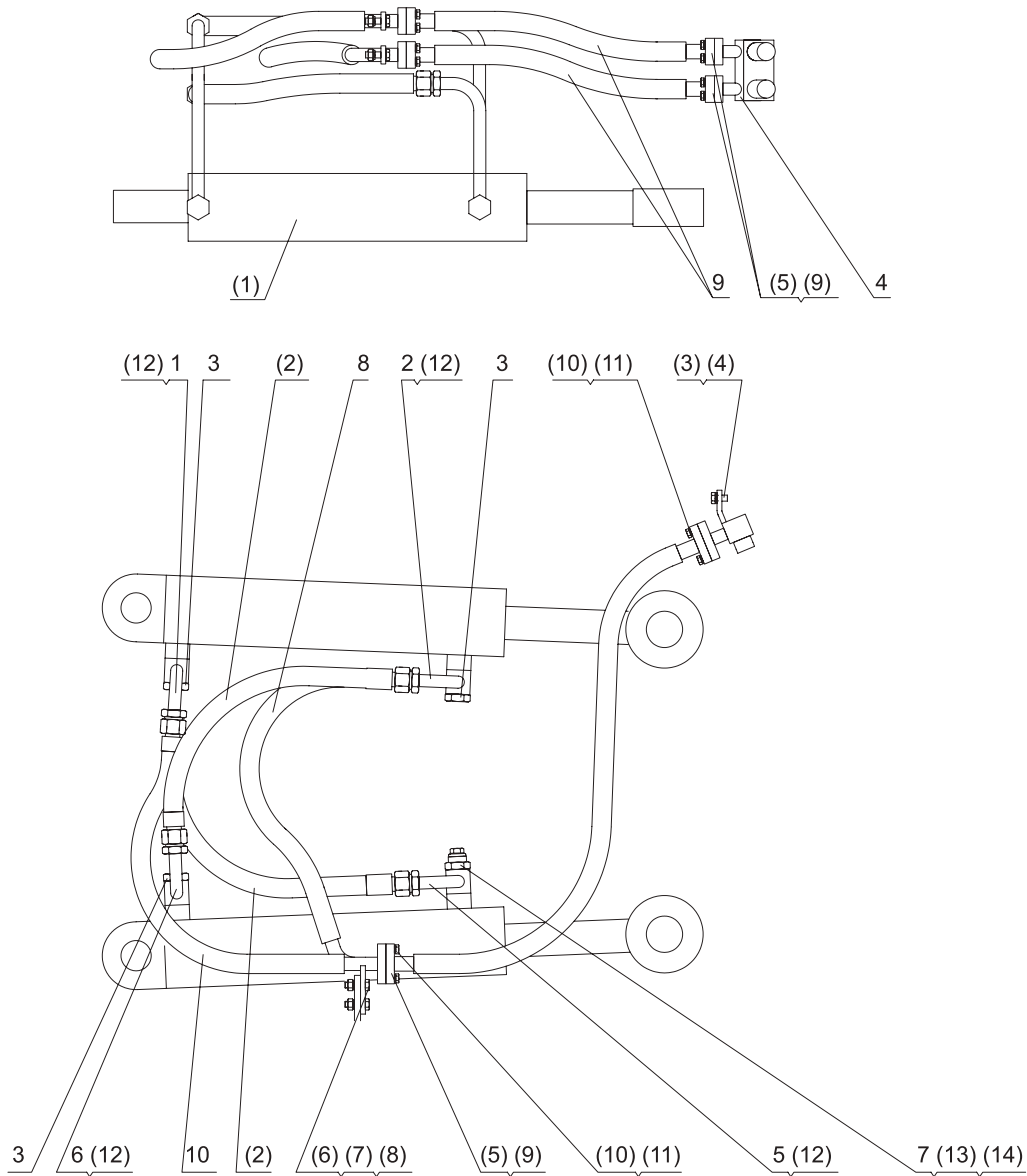
序号 NO.	部件号 PART NO.	零件名称 PART NAME		数量 Q'TY
0	YL-163-00	滤清器总成	Filter assembly	1
1	YL-163-01	外壳	Shell	1
2	YL-163-02	上盖	Upper cover	1
3	YL-163-03	压簧	Spring	1
4	GB3452.1 92.5 × 3.55	O形圈92.5 × 3.55	O-ring	1
5	GB3452.1 92.5 × 3.55	O形圈87.5 × 3.55	O-ring	1
6	YL-163-04	滤芯总成	Filter core assy.	1
7	YL-163-05	旁通阀	By-pass valve	1
8	JB982 12	组合垫12	Combined washer	1
9	GB71 M12 × 1.25 × 10	螺钉M12 × 1.25 × 10	Screw	1



转 向 系 统

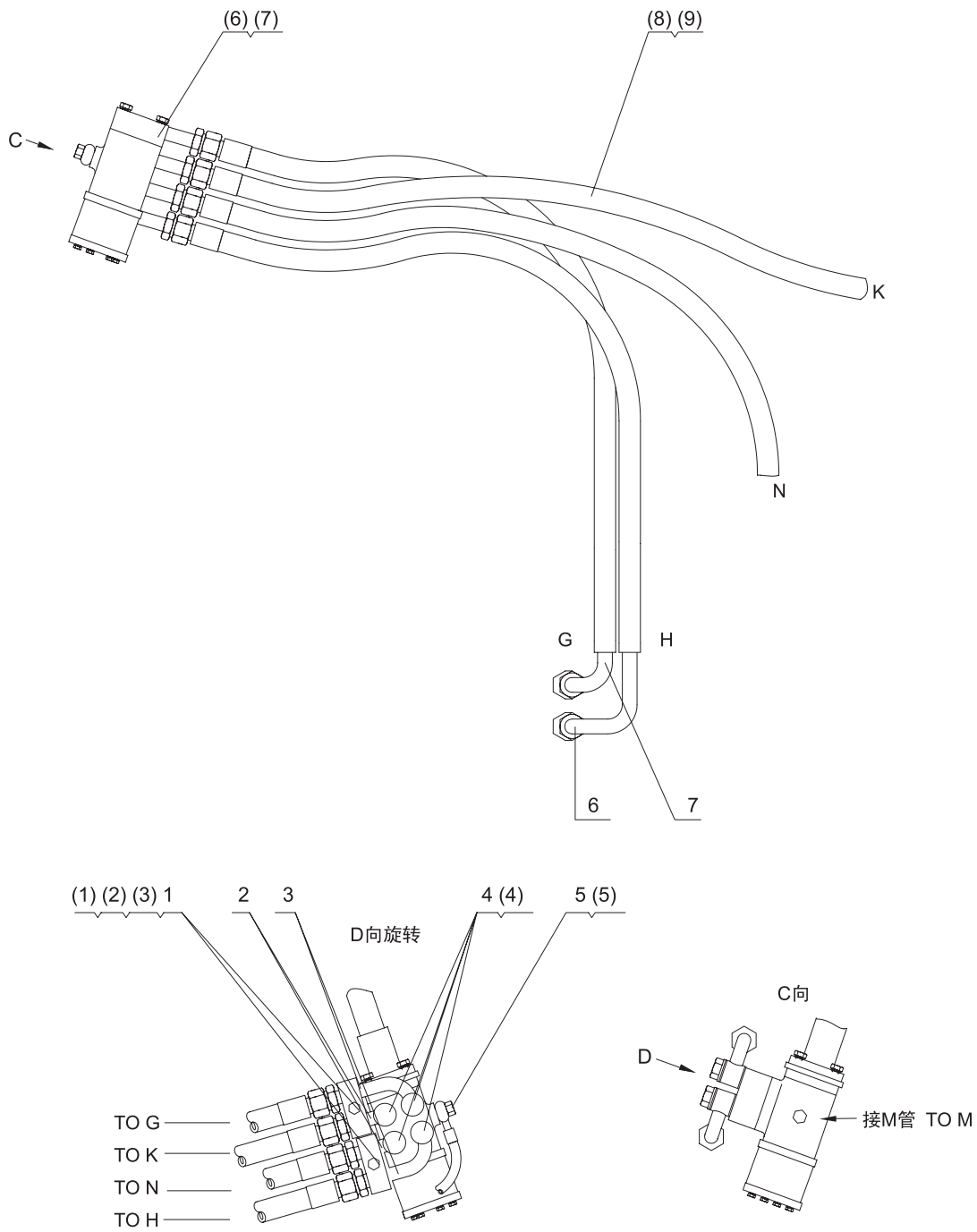
STEERING SYSTEM

第67图 转向缸管路
FIG.67 STEERING CYLINDER PIPING



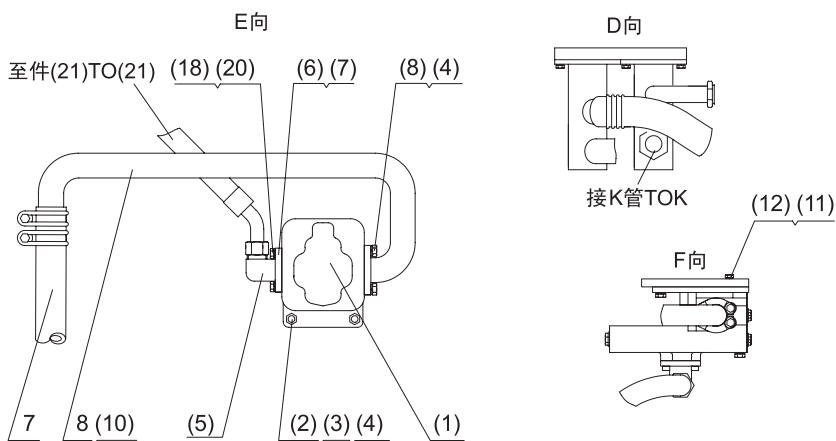
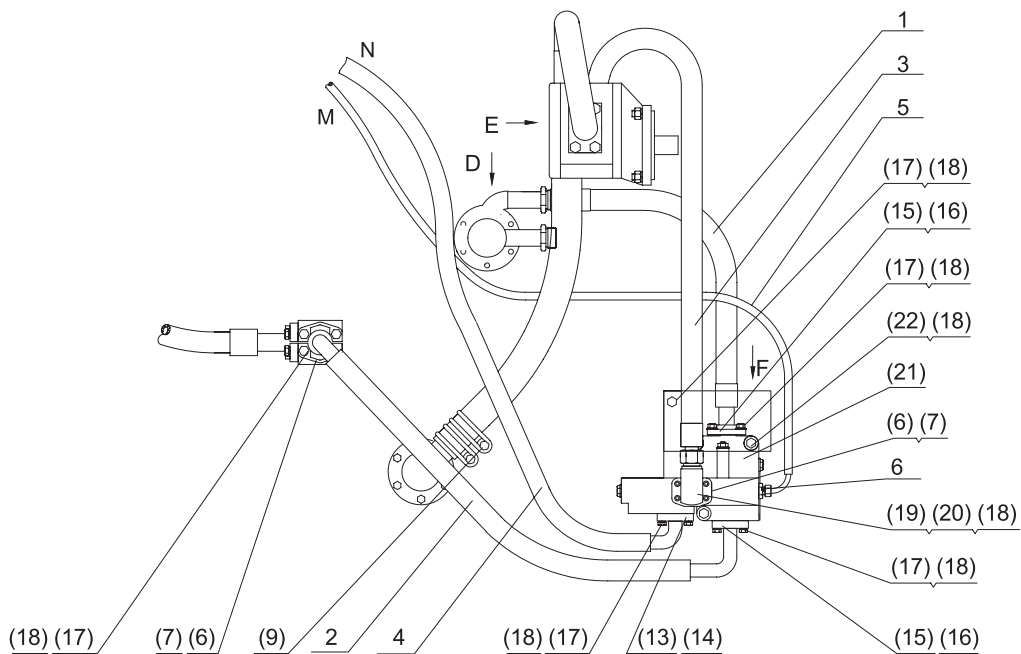
序号 NO.	部件号 PART NO.	零件名称 PART NAME	数量 Q'TY	
1	ZL50G2-05001	右转向缸前接头	Right steering cylinder front joint	1
2	ZL50G2-05002	右转向缸后接做	Right steering cylinder rear joint	1
3	ZL50G2-05003	空心螺栓	Hollow bolt	3
4	ZL50G2-05004	后车架接头	Rear frame joint	1
5	ZL50G2-05010	左转向缸后接头	Left steering cylinder rear joint	1
6	ZL50G2-05011	左转向缸前接头	Left steering cylinder front joint	1
7	ZL50G2-05012	空心螺栓	Hollow bolt	1
8	ZL50G2-05019A	软管总成19-970	Hose assembly	1
9	ZL50G2-05020	软管总成19-1130	Hose assembly	2
10	ZL50G2-05027A	软管总成19-710	Hose assembly	1
(1)	DG958-05200	转向缸	Steering cylinder	1
(2)	JH100 19-660	软管总成19-660	Hose assembly	2
(3)	GB93 12	弹垫12	Spring washer	2
(4)	GB5783 M12x25	螺栓M12x25	Bolt	2
(5)	M1H-12	拼合法兰M8	Split flange	4
(6)	GB5783 M10 × 30	螺栓M10 × 30	Bolt	4
(7)	GB6170 M10	螺母M10	Nut	4
(8)	GB93 10	弹垫10	Spring washer	4
(9)	GB3452.1 25 × 3.55	O形圈25 × 3.55	O-ring	4
(10)	GB5783 M8 × 30	螺栓M8 × 30	Bolt	16
(11)	GB93 8	弹垫8	Spring washer	16
(12)	GB3452.1 23.6 × 3.55	O型圈23.6 × 3.55	O-ring	8
(13)	JB982 14	组合垫圈14	Combined washer	1
(14)	JB1000 M14 × 1.5	螺塞M14 × 1.5	Plug	1

第68图 转向器管路
FIG.68 STEERING DEVICE PIPING



序号 NO.	部件号 PART NO.	零件名称 PART NAME	数量 Q'TY
1	ZL50G2-05029	管卡 Tube clip	4
2	ZL50G2-05013	转向器进回油接头 Oil in/out joint,steering device	2
3	ZL50G2-05014	至转向缸接头 To steering cylinder joint	2
4	ZL50G2-05015	空心螺栓 Hollow bolt	4
5	ZL50G2-05016	空心螺栓 Hollow bolt	1
6	ZL50G2-05021	软管总成19-1515 Hose assembly	1
7	ZL50G2-05022	软管总成19-1495 Hose assembly	1
(1)	GB93 10	弹垫10 Spring washer	2
(2)	GB6170 M10	螺母M10 Nut	2
(3)	GB5783 M10 × 40	螺栓M10 × 40 Bolt	2
(4)	JB982 20	组合垫圈20 Combined washer	8
(5)	JB982 12	组合垫圈12 Combined washer	2
(6)	BZZ-1000	转向器总成 Steering device assy.	1
(7)	FK-/21	组合阀块 Combined valve block	2
(8)	JH100 19 -1250	软管总成19 -1250 Hose assy.	1
(9)	JH100 19 -3330	软管总成(SI50W-3用)19 -3330 Hose assy.(for SL50W-3)	1

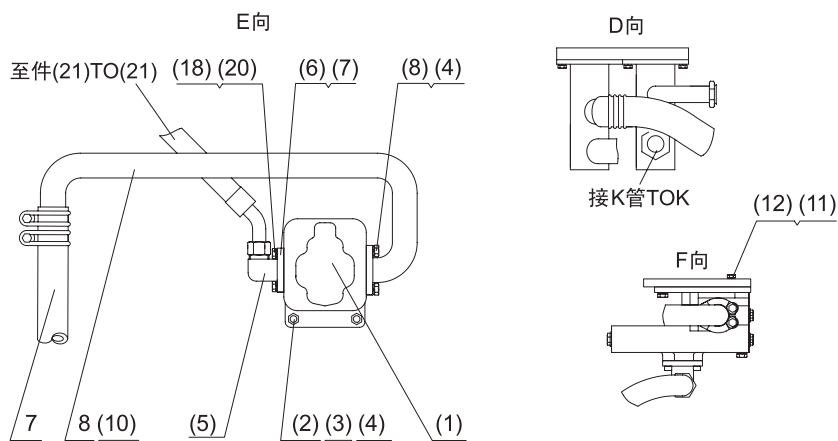
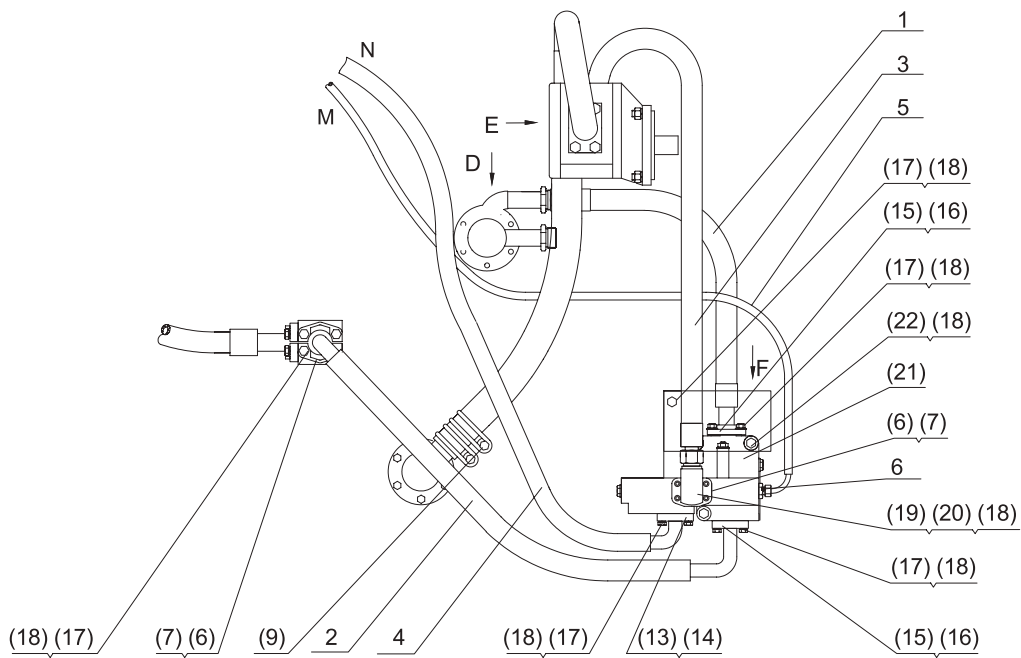
第69图 SL50W转向泵/卸荷阀管路
 FIG.69 STEERING PUMP/UNLOADING VALVE PIPING



序号 NO.	部件号 PART NO.	零件名称 PART NAME	数量 Q'TY
1	DG956-05001	卸荷阀回油管 Oil return tube, unloading valve	1
2	DG956-05002	卸荷阀到油路板合流 Confluence tube , unloading valve to oil way board	1
3	DG956-05003	转向泵到卸荷阀油管 Oil tube , steering pump to unloading valve	1
4	DG956-05004	转向器到卸荷阀油管 Oil tube,deflector to unloading valve	1
5	DG956-05005	转向器到卸荷阀反馈油管 Reaction oil tube ,deflector to unloading valve	1
6	DG956-05007	接头 Joint	1
7	ZL50G3-05017	低压耐油胶管 $\phi 45 \times 810$ Hose	1
8	ZL50G3-05018	转向泵进油钢管 Steering pump oil-in steel tube	1

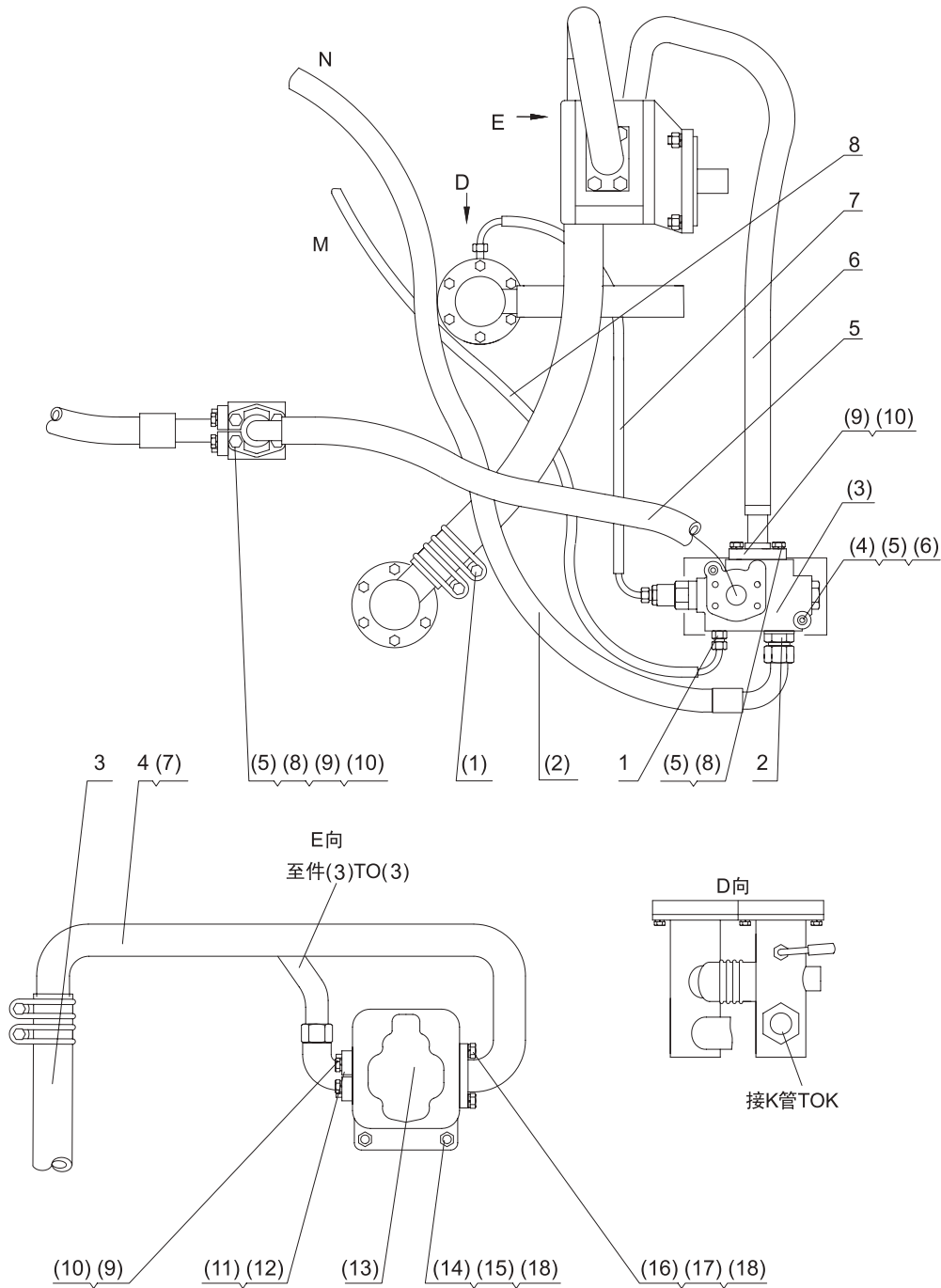
第69图 SL50W转向泵/卸荷阀管路

FIG.69 STEERING PUMP/UNLOADING VALVE PIPING



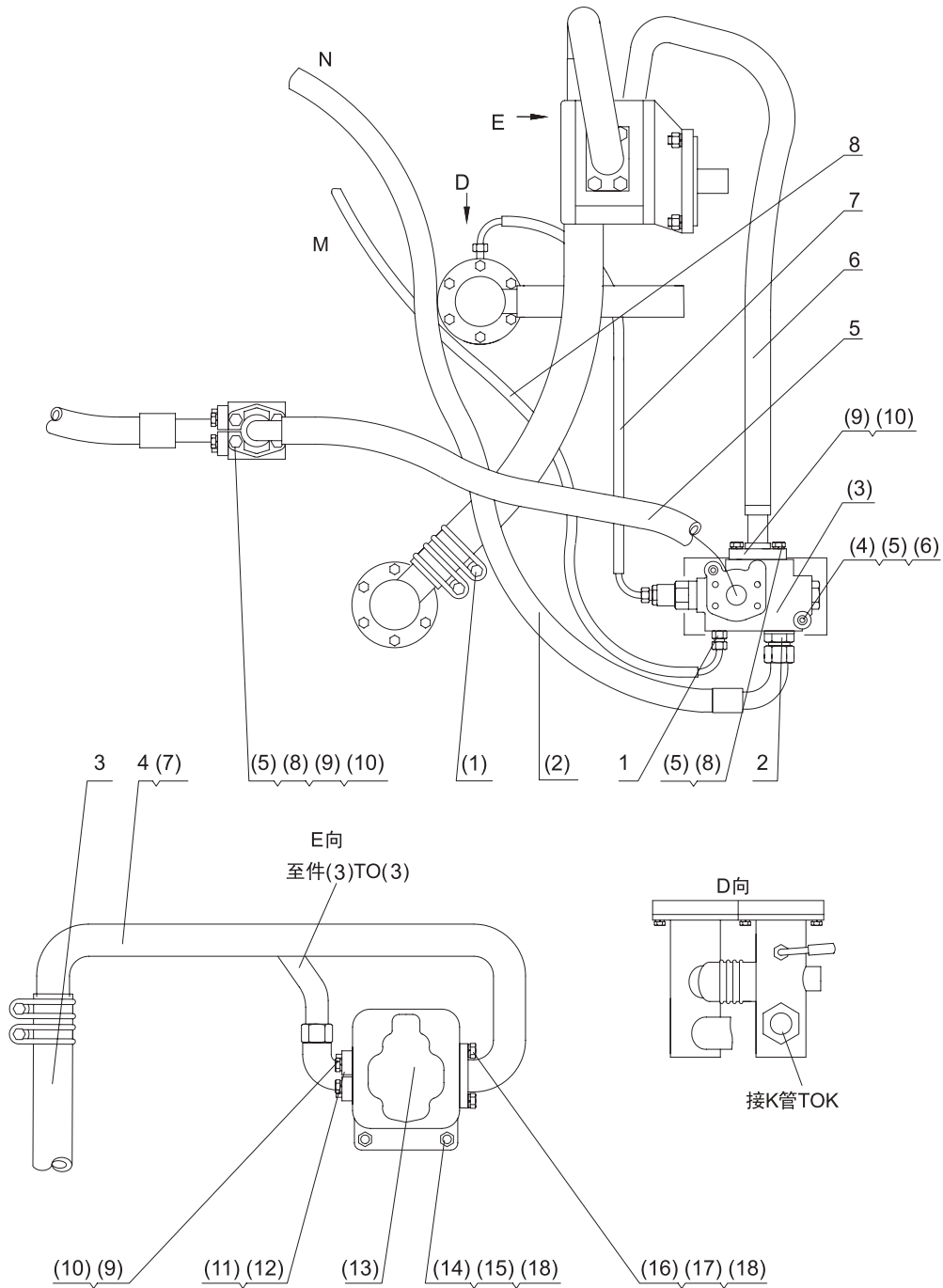
序号 NO.	部件号 PART NO.	零件名称 PART NAME		数量 Q'TY
(1)	JHP2100	齿轮泵P反	Gear pump	1
(2)	GB 898 M12x35	螺栓A M12x35	Double-screw bolt	4
(3)	GB6170 M12	螺母M12	Nut	4
(4)	GB93 12	弹垫12	Spring washer	8
(5)	LFS1 1/4 /28LA	直角法兰接头	Flange joint	1
(6)	51H-20	拼合法兰	Split flange	3
(7)	GB3452.1 37.5 × 3.55	O形圈37.5 × 3.55	O-ring	2
(8)	GB5783 M12x30	螺栓M12x30	Bolt	4
(9)	GB3618.1 57~62	双钢丝卡箍57~62	Clamp	4
(10)	GB3452.1 43.7 × 3.55	O形圈43.7 × 3.55	O-ring	1
(11)	GB5783 M8 × 30	螺栓M8 × 30	Bolt	1
(12)	GB93 8	弹垫8	Spring washer	1
(13)	M1H-12	拼合法兰M10	Split flange	1
(14)	GB3452.1 25 × 3.55	O形圈25 × 3.55	O-ring	1
(15)	M1H-16	拼合法兰	Split flange	2
(16)	GB3452.1 32.5 × 3.55	O形圈32.5 × 3.55	O-ring	2
(17)	GB5783 M10x30	螺栓M10x30	Bolt	17
(18)	GB93 10	弹簧垫圈10	Spring washer	28
(19)	LFS1/28L	直角法兰接头	Flange joint	1
(20)	GB70 M10 × 30	螺钉M10 × 30	Screw	8
(21)	YXH25	优先卸荷阀	Priority unloading valve	1
(22)	GB5783 M10 × 75	螺栓M10 × 75	Bolt	3

第70图 SL50W-2转向泵/优先阀管路
 FIG.70 STEERING PUMP/ PRIORITY VALVE PIPING



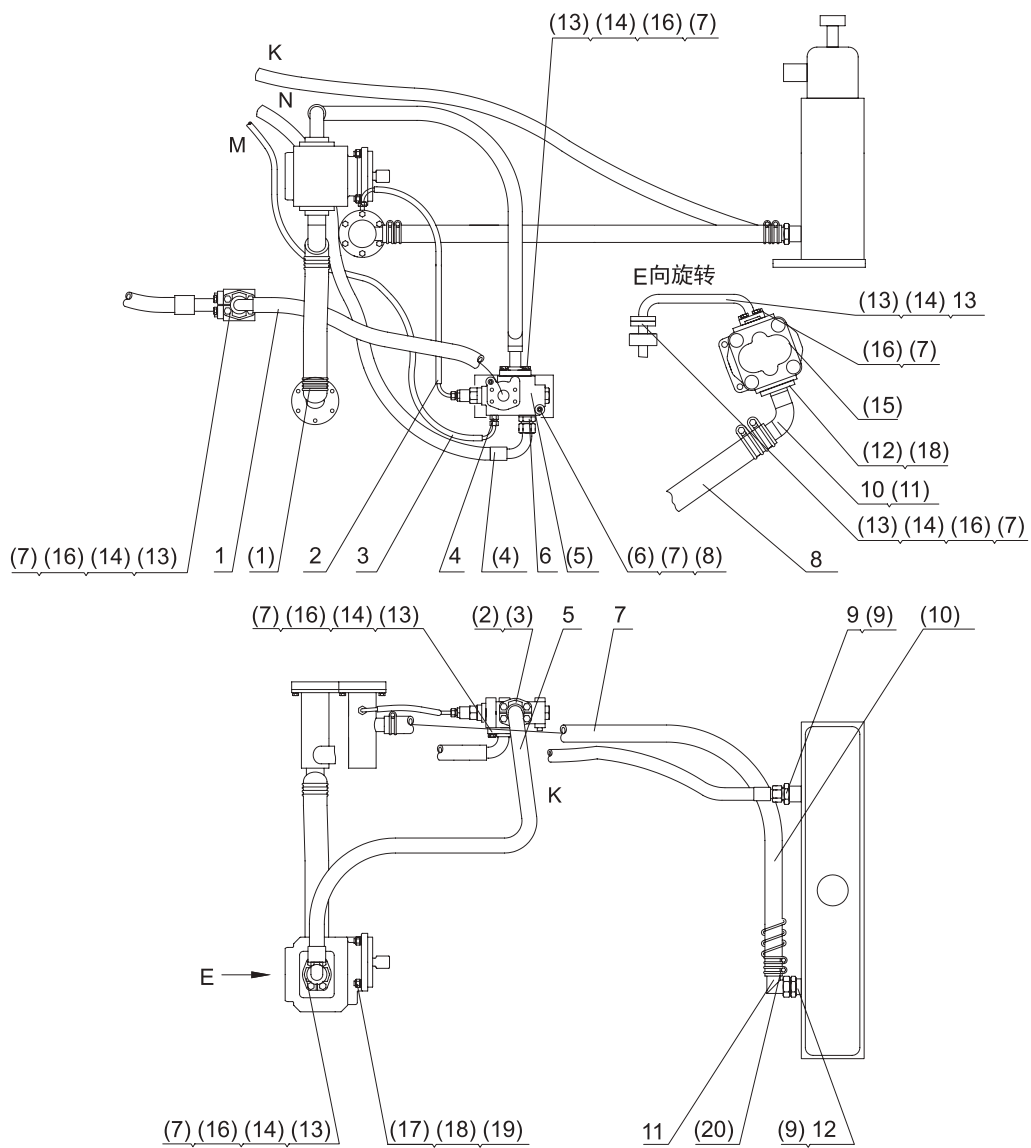
序号 NO.	部件号 PART NO.	零件名称 PART NAME	数量 Q'TY
1	ZL50G2-05005	反馈油管接头 Reaction oil tube joint	2
2	ZL50G2-05006	优先阀接头 Priority valve joint	1
3	ZL50G3-05017	低压耐油胶管 $\phi 45 \times 810$ Hose	1
4	ZL50G3-05018	转向泵进油钢管 Steering pump oil-in steel tube	1
5	ZL50G3-05023	优先阀到油路板合流管 Confluence tube, priority valve to oil way board	1
6	ZL50FIII-05024A	转向泵到优先阀油管 Oil tube, steering pump to priority valve	1
7	ZL50G3-05025	软管总成8I-700 Hose assembly	1
8	ZL50G3-05026	转向器到优先阀反馈油管 Reaction oil tube, deflector to priority valve	1

第70图 SL50W-2转向泵/优先阀管路
 FIG.70 STEERING PUMP/ PRIORITY VALVE PIPING



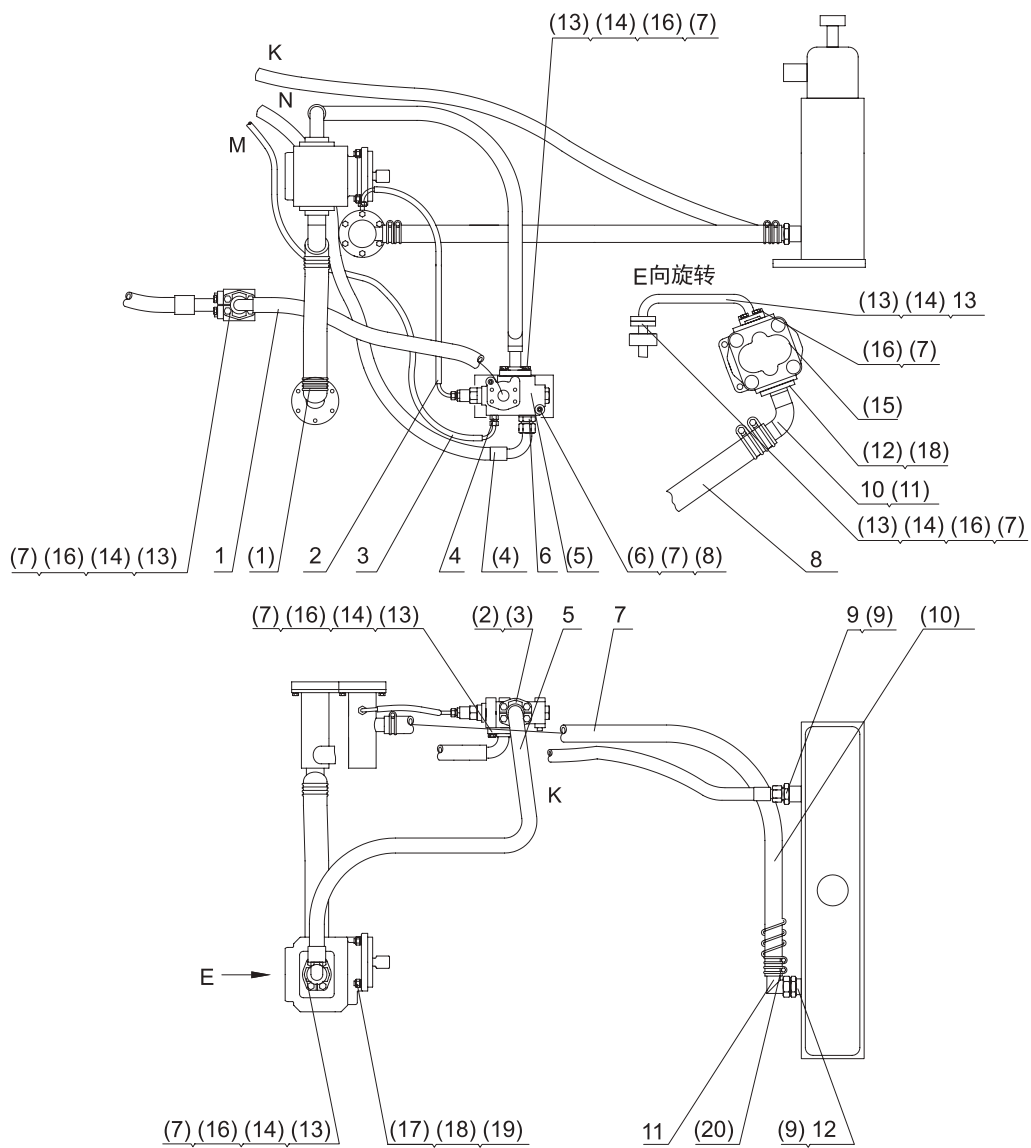
序号 NO.	部件号 PART NO.	零件名称 PART NAME		数量 Q'TY
(1)	GB3618.1 57~62	双钢丝卡箍57~62	Clamp	4
(2)	JH100 19-2200	软管总成19-2200	Hose assembly	1
(3)	VLE-150	优先阀	Priority valve	1
(4)	GB70 M10x90	螺钉M10x90	Screw	2
(5)	GB93 10	弹垫10	Spring washer	18
(6)	GB95 10	平垫10	Flat washer	2
(7)	GB3452.1 43.7 × 3.55	O形圈43.7 x 3.55	O-ring	1
(8)	GB5783 M10x30	螺栓M10x30	Bolt	12
(9)	51H-20	拼合法兰	Split flange	1
(10)	GB3452.1 37.5 × 3.55	O形圈37.5 x 3.55	O-ring	4
(11)	GB70 M10 × 30	螺钉M10 x 30	Screw	4
(12)	LFS 1 1/4' 28LA	直角法兰接头	Flange joint	1
(13)	JHP2100	齿轮泵P反	Gear pump	1
(14)	GB 898 M12x35	螺柱A M12x35	Double-screw bolt	4
(15)	GB6170 M12	螺母M12	Nut	4
(16)	GB5783 M12x30	螺栓M12x30	Bolt	4
(17)	GB95 12	垫圈12	Washer	4
(18)	GB93 12	弹垫12	Spring washer	8

第71图 SL50W-3转向泵/优先阀管路
 FIG.71 STEERING PUMP/ PRIORITY VALVE PIPING



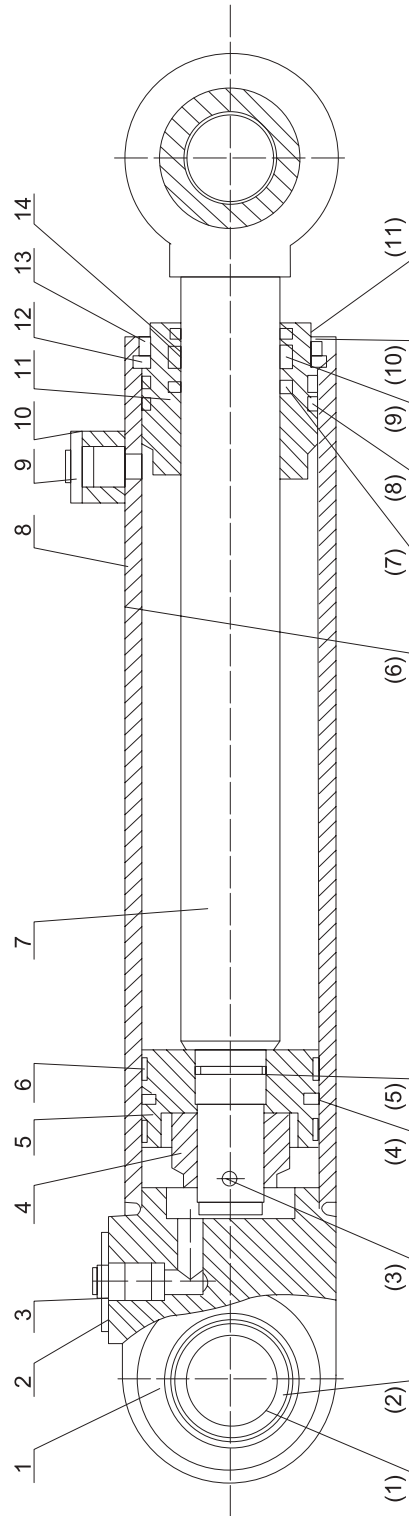
序号 NO.	部件号 PART NO.	零件名称 PART NAME	数量 Q'TY
1	ZL50G3-05023	优先阀到油路板合流管 Oil tube, steering pump to priority valve	1
2	DG956W II -05026	软管总成8 I -700 Hose assy.	1
3	ZL50G3-05026	转向器到优先阀反馈油管 Reaction oil tube , deflector to priority valve	1
4	ZL50G2-05005	反馈油管接头 Reaction oil tube joint	2
5	DG956W II -05025	转向泵到优先阀油管 Oil tube, steering pump to priority valve	1
6	ZL50G2-05006	优先阀接头 Priority valve joint	1
7	DG956W II -05007	低压耐油胶管32 × 2600 Hose	1
8	DG956W II -05018	低压耐油胶管45 × 680 Hose	1
9	DG956W II -05008	散热器进油接头 Radiator oil-in joint	1
10	DG956W II -05019	转向泵进油钢管 Steering pump oil-in steel tube	1
11	DG956W II -05030	直角接头 Right-angle joint	1
12	DG956W II -05009	散热器出油接头 Radiator oil-out joint	1
13	DG956W II -05031	转向泵出油钢管 Steering pump oil-out steel tube	1

第71图 SL50W-3转向泵/优先阀管路
 FIG.71 STEERING PUMP/ PRIORITY VALVE PIPING



序号 NO.	部件号 PART NO.	零件名称 PART NAME	数量 Q'TY	
(1)	JB3618.1 57~62	双钢丝卡箍57~62	Clamp	4
(2)	JB1000 14 × 1.5	螺塞M14 × 1.5	Plug screw	1
(3)	JB982 14	组合垫圈14	Combined washer	1
(4)	JH100 19-2250	软管总成19-2250	Hose assy.	1
(5)	VLE-150	优先阀	Priority valve	1
(6)	GB70 M10x90	螺钉M10x90	Screw	2
(7)	GB93 10	弹垫10	Spring washer	34
(8)	GB95 10	垫圈 10	Washer	2
(9)	JB982 30	组合垫圈30	Combined washer	2
(10)	JH100 19 -3330	软管总成19 -3330	Hose assy.	1
(11)	GB3452.1 43.7 × 3.55	O型圈43.7 × 3.55	O-ring	1
(12)	GB5783 M12x30	螺栓M12x30	Bolt	4
(13)	51H-20	拼合法兰	Flange	6
(14)	GB3452.1 37.5 × 3.55	O型圈37.5 × 3.55	O-ring	6
(15)	JHP3100	齿轮泵(反转)	Gear pump	1
(16)	GB5783 M10x35	螺栓M10x35	Bolt	32
(17)	GB 898 M12x50	螺柱A M12x50	Double-screw bolt	4
(18)	GB6170 M12	螺母M12	Nut	4
(19)	GB93 12	弹垫12	Spring washer	8
(20)	JB3618.1 43~48	双钢丝卡箍43~48	Clamp	4

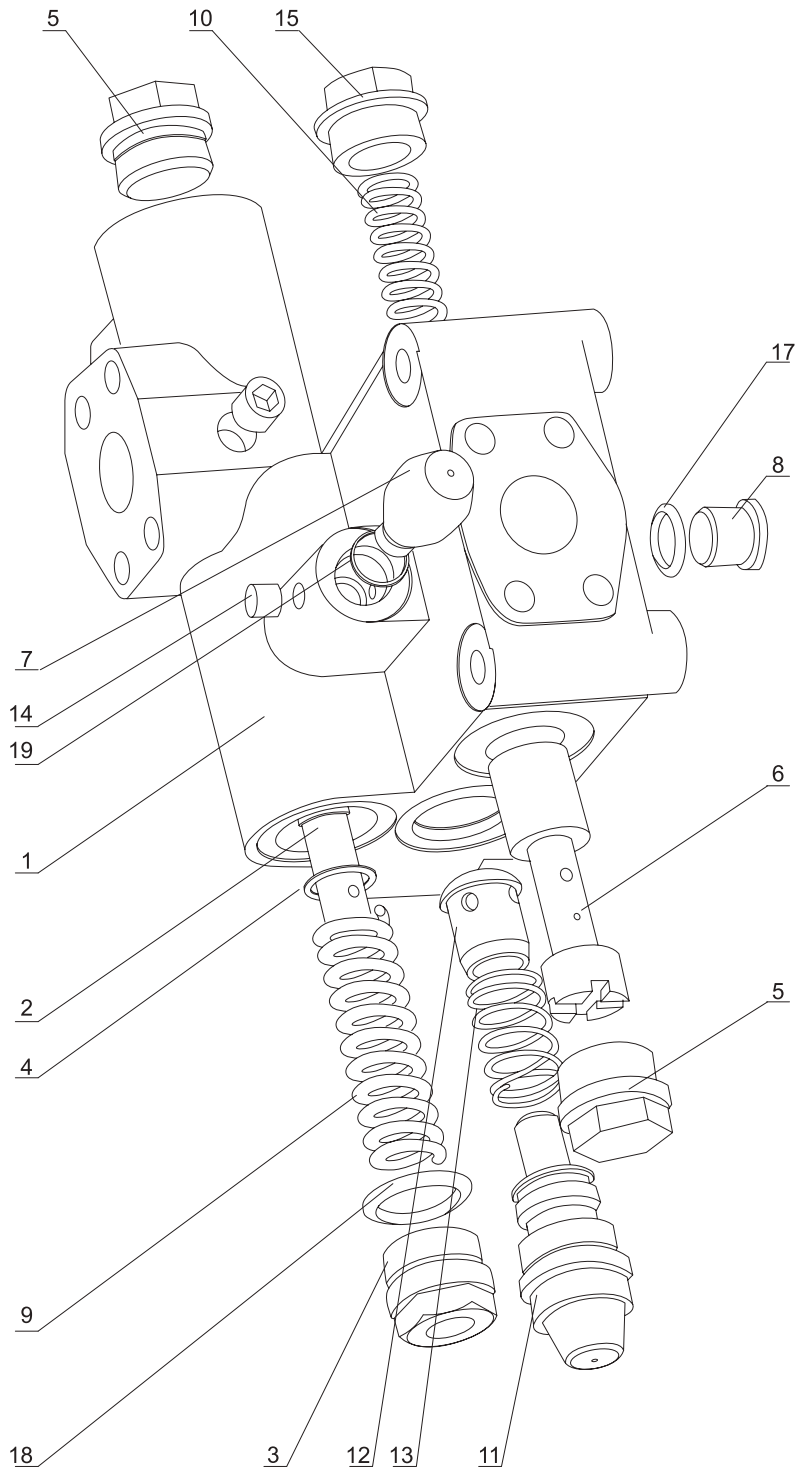
第72图 转向油缸(370901)
 FIG.72 STEERING CYLINDER



序号 NO.	部件号 PART NO.	零件名称 PART NAME		数量 Q'TY
0	DG958-05200	转向油缸	Steering cylinder	1
1	ZL50QD.30.1	缸筒总成	Cylinder assembly	1
2	ZL50QD.30-8	缸底油口橡胶垫	Bottom port rubber pad	1
3	ZL50QD.30-7	缸底油口保护塞	Bottom port protection plugs	1
4	ZL50QD.30-10A	开槽螺母M29×2	Slotted nuts	1
5	ZL50QD.30-2A	活塞	Piston	1
6	ZL50QD.30-6	支承环	Support ring	2
7	ZL50QD.30.2A	活塞杆	Piston rod	1
8	ZL50DG2.30-1	铭牌	Nameplate	1
9	ZL50QD.30-11	缸筒油口保护塞	Cylinder port protection plugs	1
10	ZL50QD.30-10	缸筒油口橡胶垫	Cylinder port rubber pad	1
11	ZL50QD.30-3A	导向套	Guide sleeve	1
12	ZL50QD.30-5	卡键	Card key	1
13	ZL50QD.30-4	挡环	Retaining ring	1
14	ZL50QD.30-9	挡圈	Retaining ring	1
(1)	GB304.5 GE50ES	关节轴承GE50ES	Joint bearingf	2
(2)	GB893.1 75	孔用弹性挡圈75	Hole circlip	4
(3)	GB91 6.3×70	开口销6.3×70	Cotter pin	1
(4)	100×84.5×6.3	格莱圈D100	Grameen circle	1
(5)	GB1235 40×3.1	O形圈40×3.1	"O" ring	1
(6)	GB867 2×4	铆钉2×4	Rivet	4
(7)	55×70.1×6.3	斯特封D55	Lancaster letters	1
(8)	GB1235 100×5.7	O形圈100×5.7	"O" ring	2
(9)	B3 5070 P5008	KY圈55×70×10	Ky ring	1
(10)	55×68.6×6/3.5	防尘圈	Dudt ring	1
(11)	GB894.1 90	轴用弹性挡圈90	Shaft circlips	1

第73图 优先卸荷阀

FIG.73 PRIORITY UNLOADING VALVE



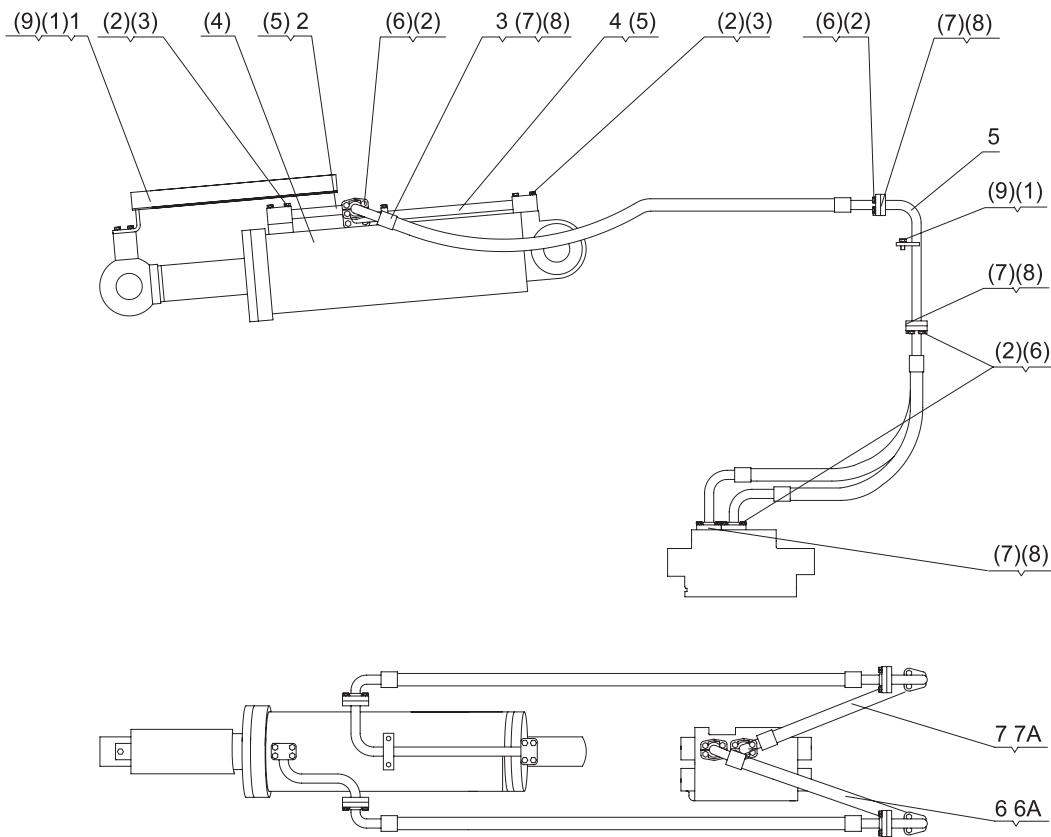
序号 NO.	部件号 PART NO.	零件名称 PART NAME		数量 Q'TY
0	YXH25	优先卸荷阀	Priority unloading valve	1
1	YXH-01	阀体	Valve body	1
2	YXH-02A	优先阀芯	Priority valve core	1
3	YXH-03A	控制口螺塞	Plug screw	1
4	YXH-05	垫片	Gasket	1
5	YXH-07	螺塞I	Plug screw I	2
6	YXH-08	卸荷阀芯	Unloading valve core	1
7	YF06-01	安全阀II	Safety valve II	1
8	D32-3	螺塞	Plug screw	1
9	YXH-04A	弹簧	Spring	1
10	SXH25-13	弹簧	Spring	1
11	YXH-06	安全阀I	Safety valve I	1
12	YXH-11	单向阀	Check-valve	1
13	YXH-10	弹簧	Spring	1
14	ZG1/8	螺堵ZG1/8	Plug	2
15	YXH-09	螺塞II	Plug screw	1
17	GB3452.1 20×2.4	O形圈20×2.4	O-ring	1
18	GB3452.1 26.5×2.65	O形圈26.5×2.65	O-ring	5
19	GB3452.1 16×1.8	O形圈16×1.8	O-ring	1



工 作 装 置 液 压 系 统

WORKING DEVICE HYDRAULIC SYSTEM

第74图 翻斗缸管路 FIG.74 TIPPING CYLINDER PIPING



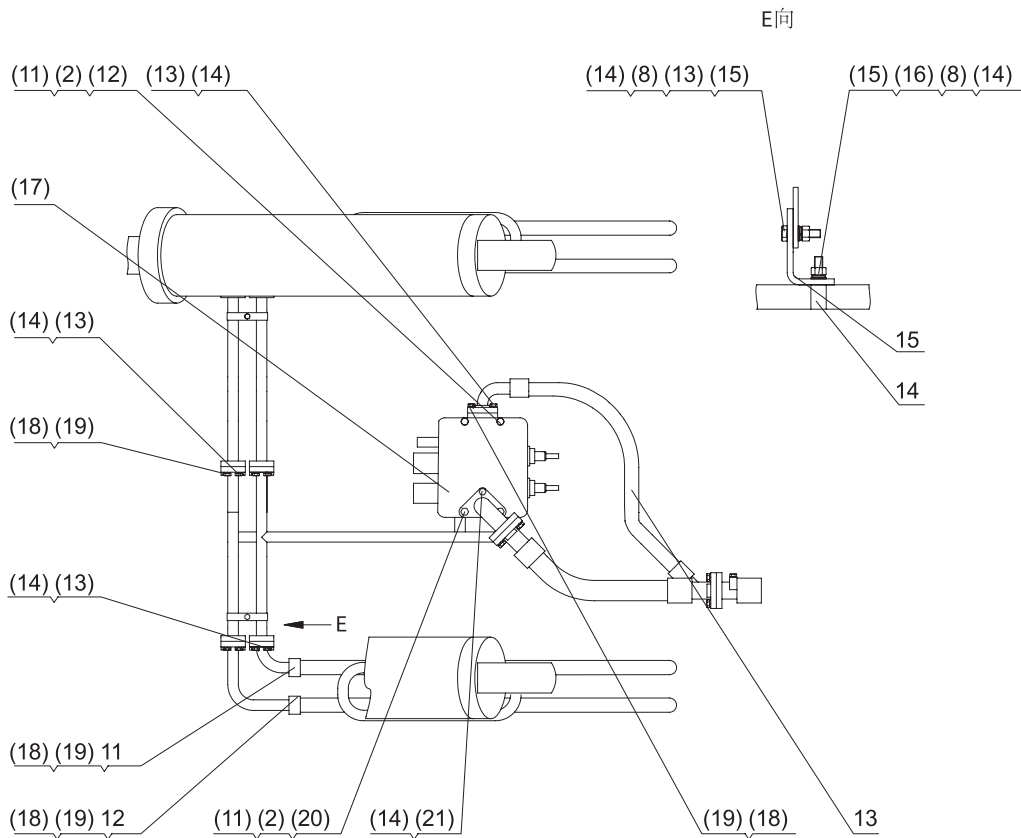
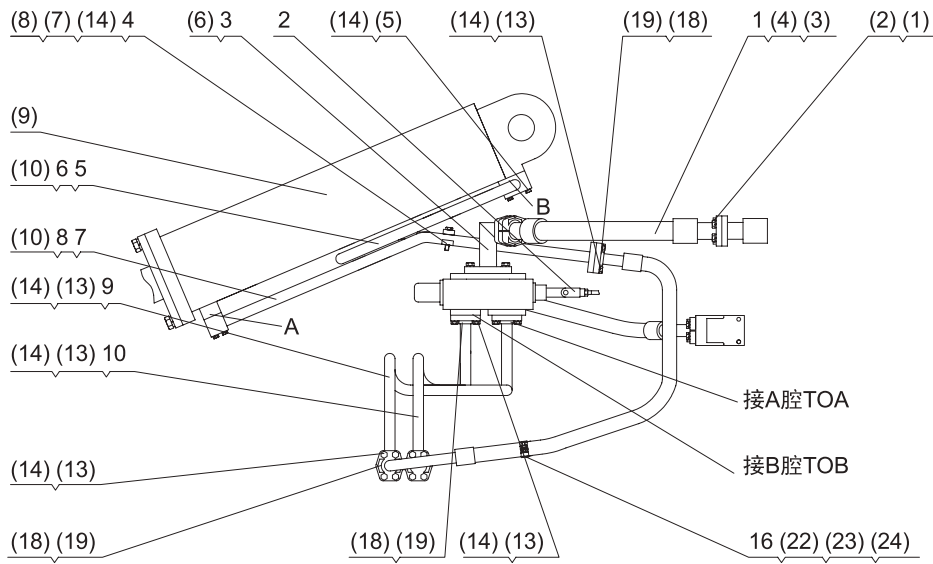
装配先导操纵时，请使用者件6A和7A。

When match Pilot control, please use part 6A and 7A.

序号 NO.	部件号 PART NO.	零件名称 PART NAME		数量 Q'TY
1	ZL50G2-06001A	缸杆保护装置	Lever protector	1
2	ZL50G2-06002	翻斗缸小腔接管	Small cavity nozzle	1
3	ZL50G2-06003	翻斗缸油管	Oil tube	2
4	ZL50G2-06004	翻斗缸大腔接管	Big cavity nozzle	1
5	ZL50G2-06005A	翻斗缸中间接头	Mid-joint	2
6	ZL50FIII-06016	翻斗缸进油管II	Oil-in tube II	1
6A	ZL50G2-06033	工作阀中间油管 I	Mid-pipe I ,work valve	1
7	ZL50FIII-06018	翻斗缸进油管I	Oil-in tube I	1
7A	ZL50G2-06028	工作阀中间油管II	Mid-pipe II,work valve	1
(1)	GB5783 M12×25	螺栓 M12×25	Bolt	6
(2)	GB93 10	弹垫10	Spring washer	40
(3)	GB5783 M10×65	螺栓 M10×65	Bolt	8
(4)	DG958-06500	翻斗缸	Tipping cylinder	1
	DG956-06500A	翻斗缸(长臂金刚用)	Tipping cylinder(for long arm)	1
(5)	GB3452.2 32.5×3.55	O形圈32.5×3.55	O-ring	2
(6)	GB5783 M10×35	螺栓 M10×35	Bolt	32
(7)	51H-20	法兰	Flange	8
(8)	GB3452.2 37.5×3.55	O形圈37.5×3.55	O-ring	8
(9)	GB93 12	弹垫12	Spring washer	6

第75图 举升缸管路

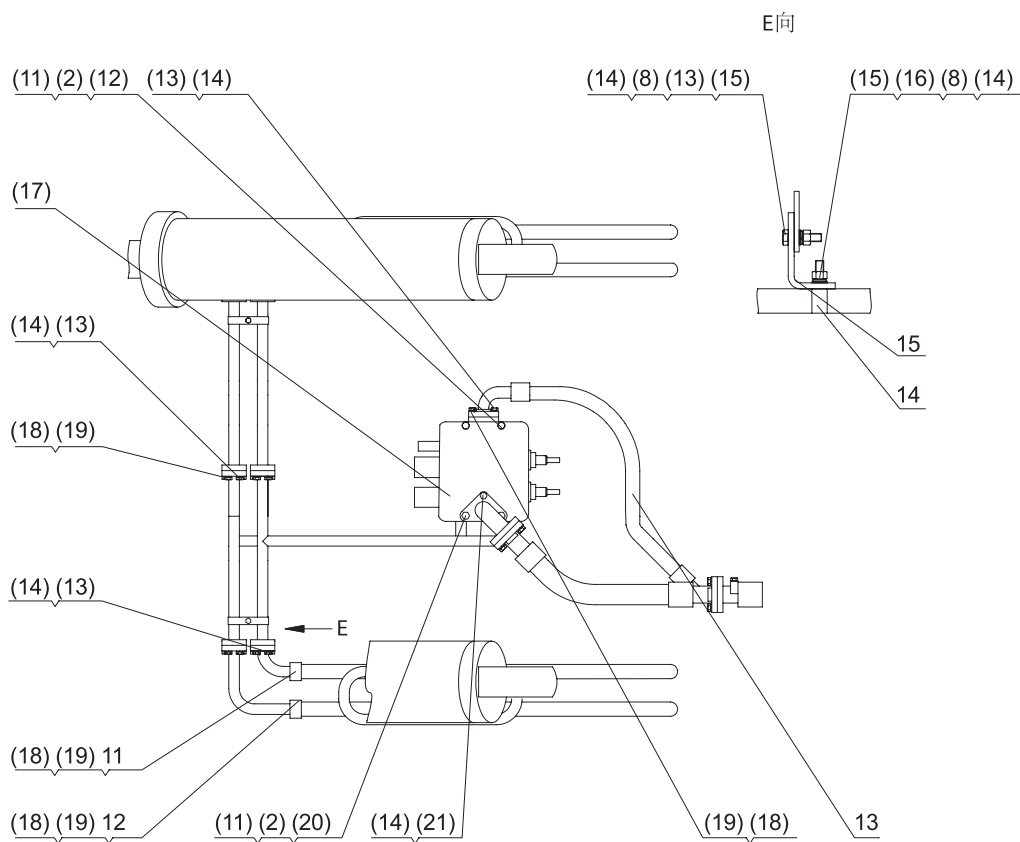
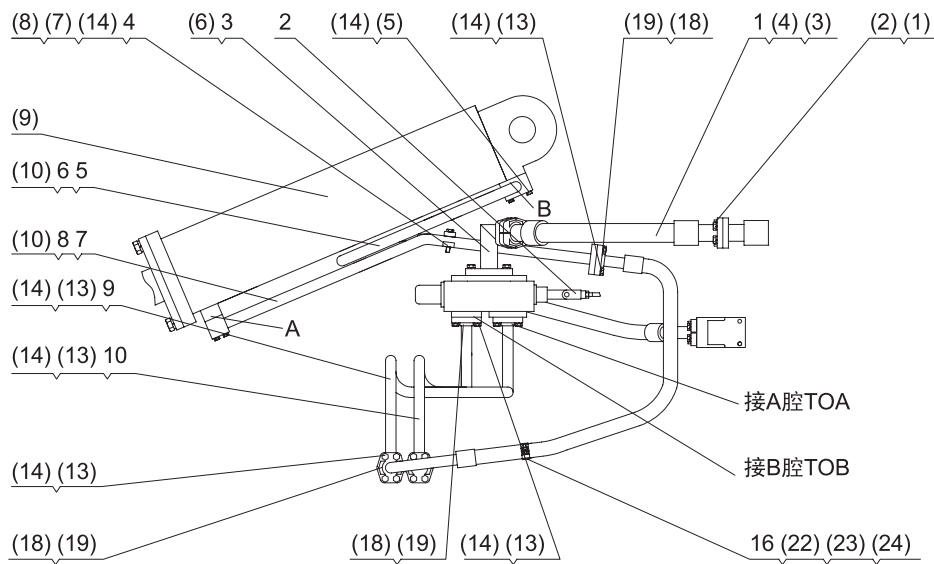
FIG.75 LIFTING CYLINDER PIPING



序号 NO.	部件号 PART NO.	零件名称 PART NAME	数量 Q'TY	
1	ZL50FIII-06017	工作阀回油接管II	Return nozzle II,work valve	1
2	ZL50FIII-06100A	工作液压操纵系统	Control system	1
3	ZL50FIII-06019	工作阀回油接头	Return joint,work valve	1
4	ZL50G2-06054	管卡	Tube clip	4
5	ZL50G2-06048B	举升缸大腔接头(左)	Joint, lifting cylinder big cavity(L)	1
6	ZL50G2-06049B	举升缸大腔接头(右)	Joint, lifting cylinder big cavity(R)	1
7	ZL50G2-06045	举升缸小腔接头(左)	Joint, lifting cylinder small cavity(L)	1
8	ZL50G2-06046	举升缸小腔接头(右)	Joint, lifting cylinder small cavity(R)	1
9	ZL50FIII-06020	工作阀小腔中接头	Joint,work valve small cavity	1
10	ZL50FIII-06021	工作阀大腔中接头	Joint,work valve big cavity	1
11	ZL50G2-06041	举升缸大腔油管	Tube,lifting cylinder big cavity	2
12	ZL50G2-06042	举升缸小腔油管	Tube,lifting cylinder small cavity	2
13	ZL50FIII-06015	工作阀进油管I	Oil-in tube,work valve	1
14	ZL50G2-06050A	管卡	Tube clip	2
15	ZL50F III-06042	连接板	Connect board	2
16	ZL50G2-06047B	管卡	Tube clip	4

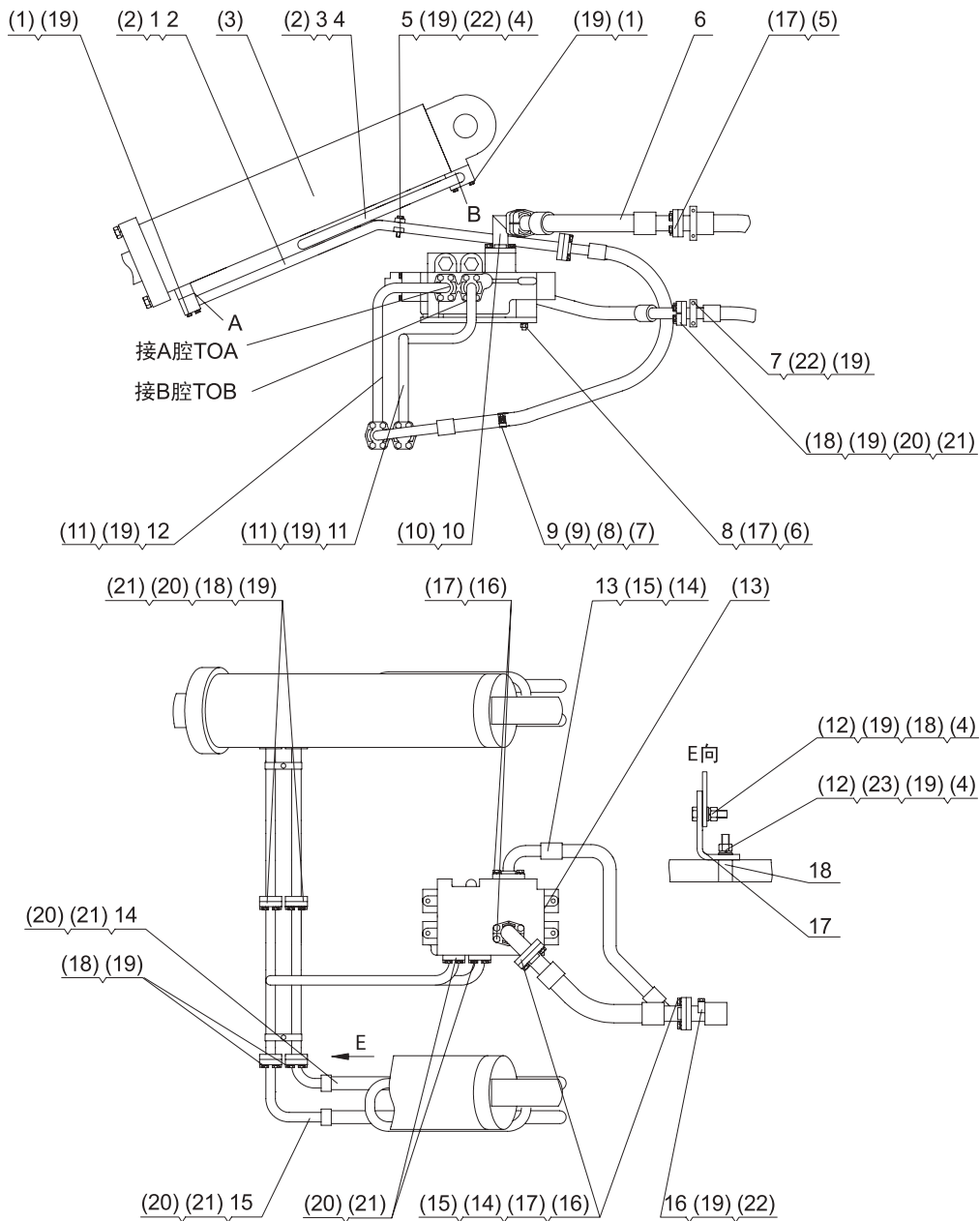
第75图 举升缸管路

FIG.75 LIFTING CYLINDER PIPING



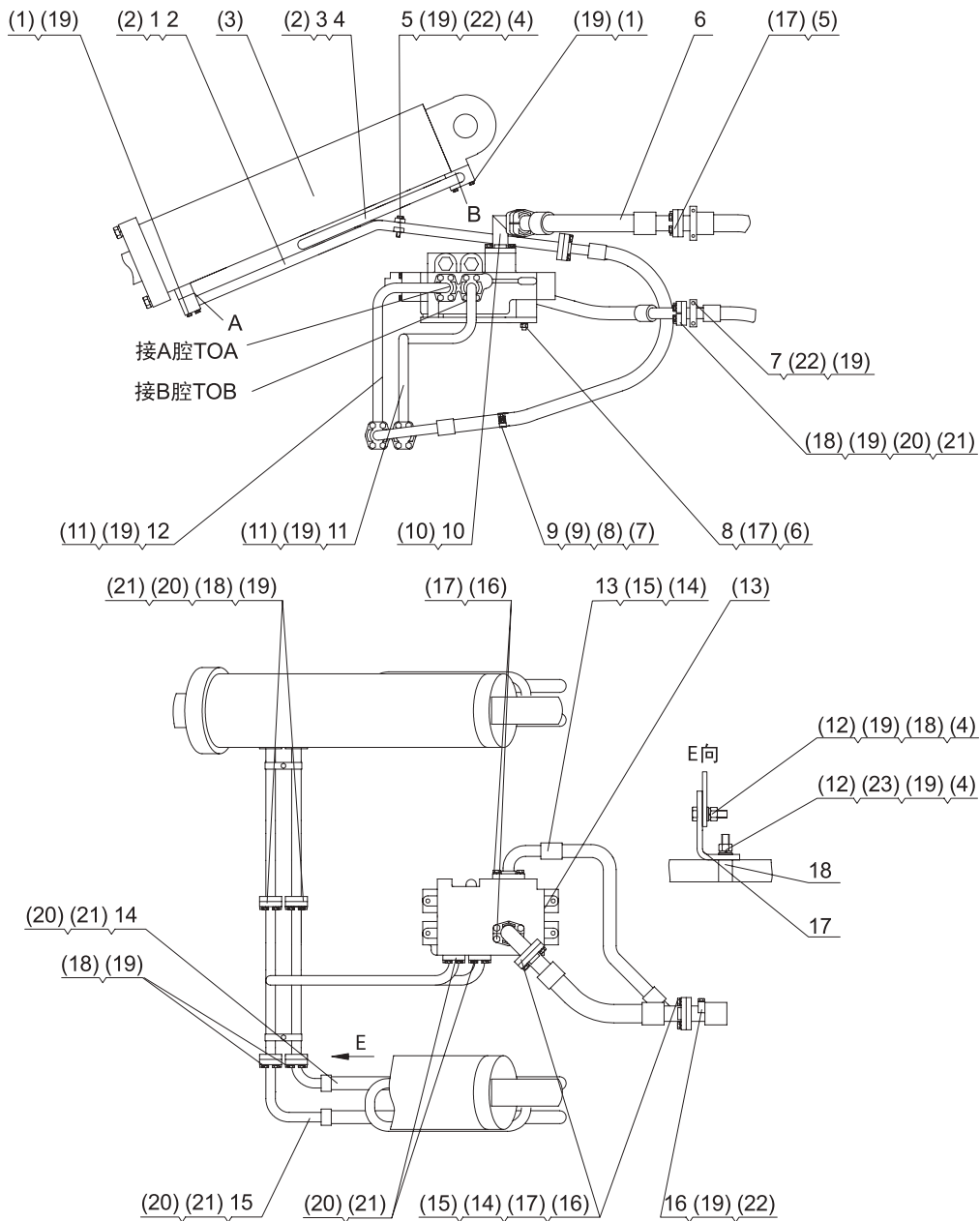
序号 NO.	部件号 PART NO.	零件名称 PART NAME		数量 Q'TY
(1)	GB5783 M12×35	螺栓M12×35	Bolt	8
(2)	GB93 12	弹垫12	Spring washer	12
(3)	GB3452.2 47.5×3.55	O形圈47.5×3.55	O-ring	2
(4)	51H-24	法兰	Flange	2
(5)	GB5783 M10×65	螺栓M10×65	Bolt	16
(6)	GB1235 50×3.1	O形圈50×3.1	O-ring	1
(7)	GB5780 M10×55	螺栓M10×55	Bolt	2
(8)	GB6170 M10	螺母M10	Nut	8
(9)	DG958-06600	举升缸	Lifting cylinder	2
	DG958-J06600	举升缸(配加长臂和长臂金刚)	Lifting cylinder(for extend arm and long arm)	2
(10)	GB3452.2 32.5×3.55	O形圈32.5×3.55	O-ring	4
(11)	GB6170 M12	螺母M12	Nut	4
(12)	GB5780 M12×120	螺栓M12×120	Bolt	2
(13)	GB5783 M10×35	螺栓M10×35	Bolt	60
(14)	GB93 10	弹垫10	Spring washer	81
(15)	GB95 10	垫圈10	Washer	6
(16)	GB5783 M10×40	螺栓M10×40	Bolt	2
(17)	DF32.2C	多路换向阀	Multiple unit valve	1
(18)	GB3452.2 37.5×3.55	O形圈37.5×3.55	O-ring	14
(19)	51H-20	法兰	Flange	14
(20)	GB5780 M12×135	螺栓M12×135	Bolt	2
(21)	GB5783 M10×30	螺栓M10×30	Bolt	1
(22)	GB93 8	弹垫8	Spring washer	2
(23)	GB6170 M8	螺母M8	Nut	2
(24)	GB5781 M8×25	螺栓M8×25	Bolt	2

第76图 举升缸管路(先导)
 FIG.76 LIFTING CYLINDER PIPING(PILOT)



序号 NO.	部件号 PART NO.	零件名称 PART NAME	数量 Q'TY
1	ZL50G2-06046	举升缸小腔接头(右) Joint, lifting cylinder small cavity(R)	1
2	ZL50G2-06045	举升缸小腔接头(左) Joint, lifting cylinder small cavity(L)	1
3	ZL50G2-06049B	举升缸大腔接头(右) Joint, lifting cylinder large cavity(R)	1
4	ZL50G2-06048B	举升缸大腔接头(左) Joint, lifting cylinder large cavity(L)	1
5	ZL50G2-06054	管卡 Tube clip	4
6	ZL50G2-06030	工作阀回油接管II Return nozzle II,work valve	1
7	ZL50G2-06027B	油管固定卡 Tube clip	1
8	ZL50G2-06031	丝杆 Lead screw	3
9	ZL50G2-06047B	管卡 Tube clip	4
10	ZL50G2-06032	工作阀回油接头 Oil return joint,work valve	1
11	ZL50G2-06034	工作阀大腔中接头 Joint,work valve large cavity	1
12	ZL50G2-06035	工作阀小腔中接头 Joint,work valve small cavity	1
13	ZL50G2-06029	工作阀进油管I Oil-in tube,work valve	1
14	ZL50G2-06041	举升缸大腔油管 Tube,lifting cylinder large cavity	2
15	ZL50G2-06042	举升缸小腔油管 Tube,lifting cylinder small cavity	2
16	ZL50G2-06024B	油管固定卡 I Tube clip	1
17	ZL50F III -06042	连接板 Connect board	2
18	ZL50G2-06050A	管卡 Tube clip	2

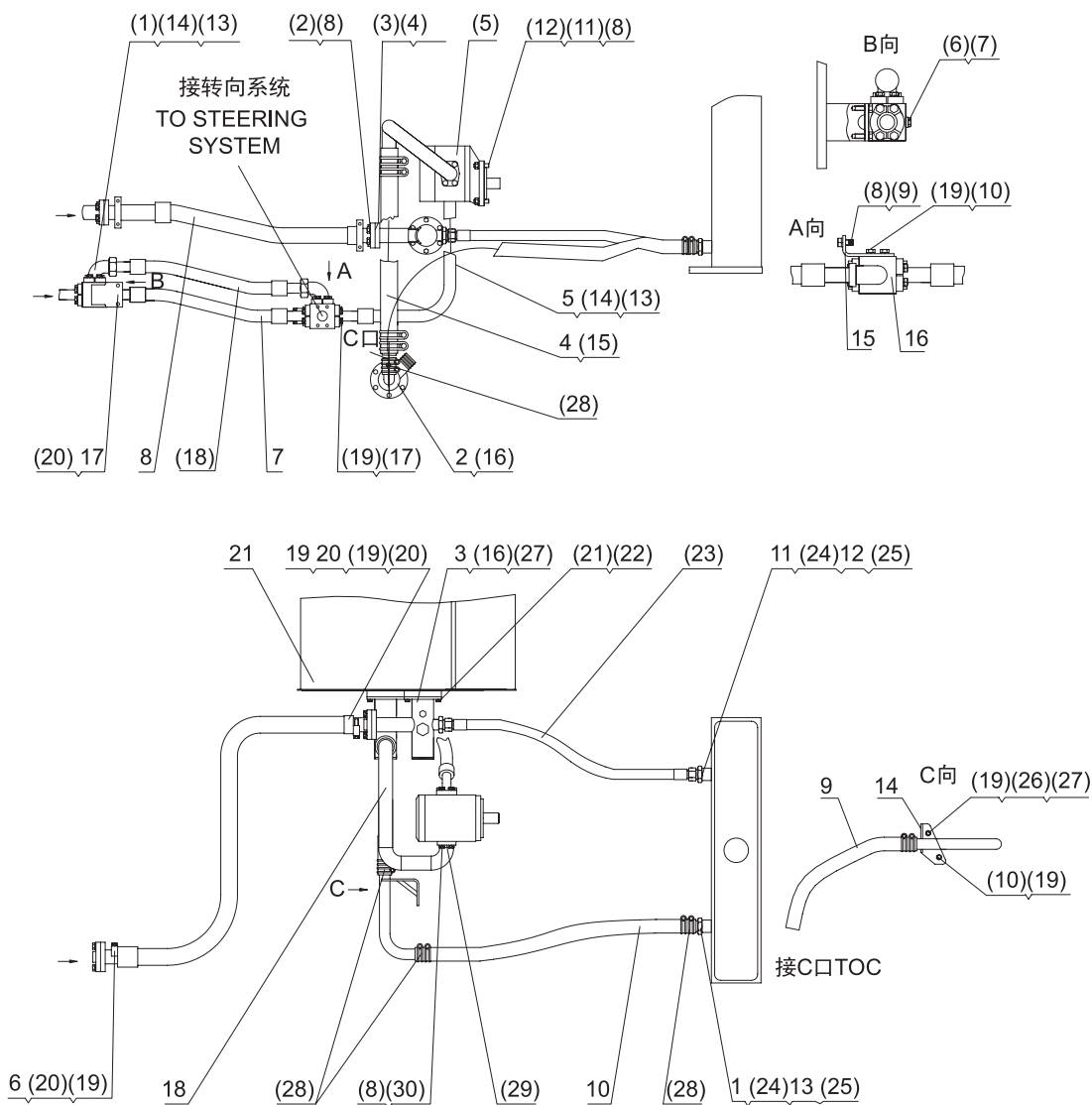
第76图 举升缸管路(先导)
FIG.76 LIFTING CYLINDER PIPING(PILOT)



序号 NO.	部件号 PART NO.	零件名称 PART NAME	数量 Q'TY
(1)	GB5783 M10×65	螺栓M10×65 Bolt	16
(2)	GB3452.2 32.5×3.55	O形圈32.5×3.55 O-ring	4
(3)	DG958-06600	举升缸 Lifting cylinder	2
	DG958-J06600	举升缸 (配加长臂和长臂金刚) Lifting cylinder(for extend arm and long arm)	2
(4)	GB6170 M10	螺母M10 Nut	8
(5)	GB5783 M12×35	螺栓M12×35 Bolt	8
(6)	GB898 M12×40	螺柱M12×40 Double-screw Bolt	4
(7)	GB5781 M8×25	螺栓M8×25 Bolt	2
(8)	GB6170 M8	螺母M8 Nut	2
(9)	GB93 8	弹垫8 Spring washer	2
(10)	GB3452.2 43.7×3.55	O形圈43.7×3.55 O-ring	1
(11)	GB5783 M10×30	螺栓M10×30 Bolt	8
(12)	GB95 10	垫圈10 Washer	6
(13)	D32.2	液控多路阀 Hydraulic control multiple unit valve	1
	YDF32.2	液控多路阀 Hydraulic control multiple unit valve	1
(14)	51H-24	法兰 Flange	3
(15)	GB3452.2 47.5×3.55	O形圈47.5×3.55 O-ring	3
(16)	GB5783 M12×30	螺栓M12×30 Bolt	8
(17)	GB93 12	弹垫12 Spring washer	12
(18)	GB5783 M10×35	螺栓M10×35 Bolt	48
(19)	GB93 10	弹垫10 Spring washer	78
(20)	GB3452.2 37.5×3.55	O形圈37.5×3.55 O-ring	13
(21)	51H-20	法兰 Flange	13
(22)	GB5780 M10×55	螺栓M10×55 Bolt	4
(23)	GB5783 M10×40	螺栓M10×40 Bolt	2

第77图 SL50W多路阀/工作泵管路

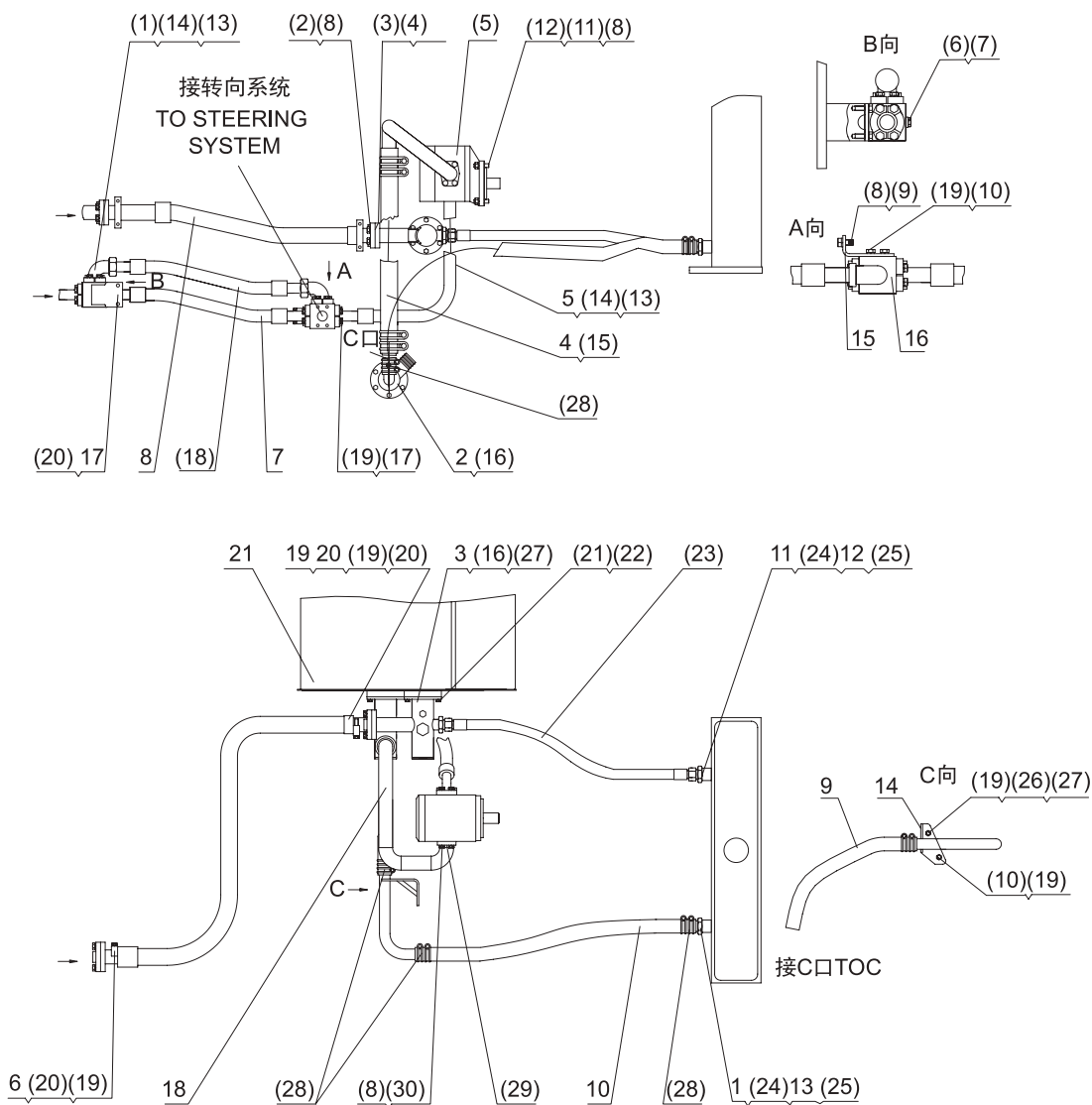
FIG.77 MULTIPLE UNIT VALVE /WORK PUMP PIPING



序号 NO.	部件号 PART NO.	零件名称 PART NAME		数量 Q'TY
1	ZL50G2-05009	散热器出油接头	Radiator oil-out joint	1
2	ZL50FIII-06008A	吸油接头总成	Oil suction joint assy.	1
3	ZL50FIII-06009C	回油接头总成	Oil return joint assy.	1
4	ZL50G3-06020	低压耐油胶管	Hose	1
5	ZL50G3-06021A	工作泵出油管	Oil-out tube,work pump	1
6	ZL50G2-06024B	油管固定卡I	Tube clip I	1
7	ZL50G2-06025A	工作阀进油管II	Oil-in tube,work valve II	1
8	ZL50G2-06026C	工作阀回油管I	Oil return tube,work valve I	1
9	ZL50FIII-06035	低压耐油胶管 $\phi 32 \times 590$	Hose	1
10	ZL50FIII-06036	低压耐油胶管 $\phi 32 \times 2420$	Hose	1
11	ZL50FIII-06037	散热器进油接头	Radiator oil-in joint	1
12	ZL50FIII-06037A	散热器进油接头(ZL60GT-1C用)	Radiator oil-in joint(forZL60GT-1C)	1
13	ZL50FIII-06038A	散热器出油接头(ZL60GT-1C用)	Radiator oil-out joint(for ZL60GT-1C)	1
14	ZL50FIII-06039	支架	Bracket	1
15	ZL50G2-06039	油路板固定板	Fixed plate	1
16	ZL50FIII-06040	油路板	Oil-way board	1
17	ZL50FIII-06041	金属管总成	Metal tube assy.	1
18	ZL50G3-06046	工作泵吸油接头	Oil suction joint,work pump	1
19	ZL50G2-06052B	油管固定卡II	Tube clip II	1
20	ZL50G2-06053	橡胶垫	Rubber mat	1
21	DG956W-06200	机油箱总成	Engine oil tank assy.	1

第77图 SL50W多路阀/工作泵管路

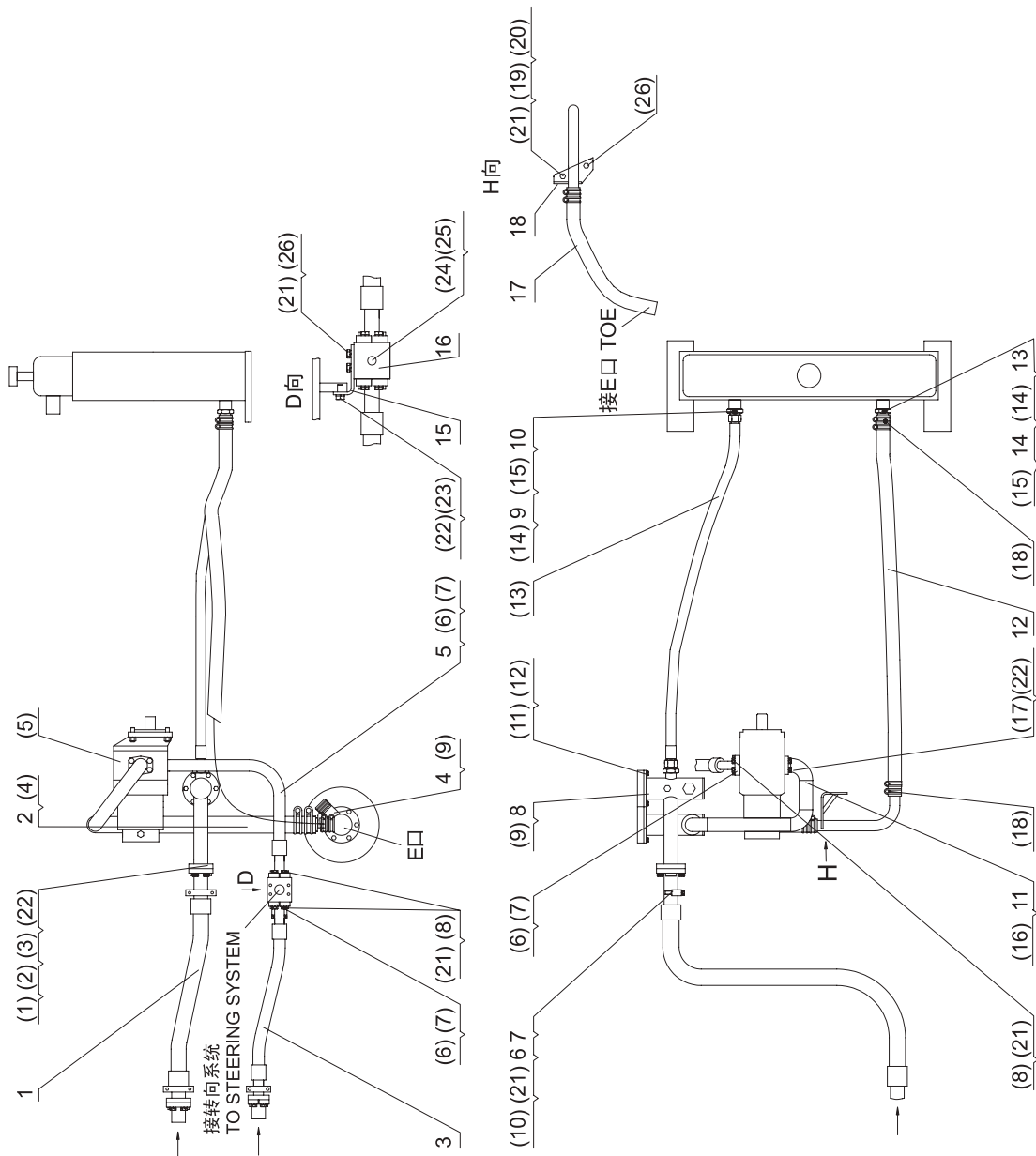
FIG.77 MULTIPLE UNIT VALVE /WORK PUMP PIPING



序号 NO.	部件号 PART NO.	零件名称 PART NAME		数量 Q'TY
(1)	LFS1 1/4' 28LA	直角法兰接头	Flange joint	2
(2)	GB5783 M12 × 35	螺栓 M12 × 35	Bolt	4
(3)	51H-24	法兰	Flange	1
(4)	GB3452.2 47.5 × 3.55	O形圈47.5 × 3.55	O-ring	1
(5)	CBGj3100A	齿轮泵(反转矩形花键)	Gear pump	1
(6)	JB1000 M14 × 1.5	螺塞 M14 × 1.5	Plug screw	1
(7)	JB982 14	组合垫圈14	Combined washer	1
(8)	GB93 12	弹垫12	Spring washer	14
(9)	GB5783 M12 × 25	螺栓 M12 × 25	Bolt	2
(10)	GB5781 M10 × 20	螺栓 M10 × 20	Bolt	3
(11)	GB6170 M12	螺母M12	Nut	8
(12)	GB898 A M12 × 35	螺柱 A M12 × 35	Double-screw bolt	4
(13)	GB3452.2 37.5 × 3.55	O形圈37.5 × 3.55	O-ring	6
(14)	51H-20	法兰	Flange	6
(15)	GB3618.1 57~62	双钢丝卡箍57~62	Clamp	4
(16)	GB1235 65 × 3.1	O形圈65 × 3.1	O-ring	2
(17)	GB5783 M10 × 30	螺栓 M10 × 30	Bolt	24
(18)	JH100 25I-1190	软管总成25I-1190	Hose assembly	1
(19)	GB93 10	弹垫10	Spring washer	32
(20)	GB5780 M10 × 55	螺栓 M10 × 55	Bolt	4
(21)	GB93 10	弹垫10	Spring washer	12
(22)	GB5781 M8 × 20	螺栓 M8 × 20	Bolt	12
(23)	JH100 25I-2250	软管总成25I-2250	Hose assembly	1
(24)	JB982 30	组合垫圈30	Combined washer	2
(25)	JB982 27	组合垫圈27	Combined washer	2
(26)	GB5781 M10 × 40	螺栓 M10 × 40	Bolt	1
(27)	GB97.1 10	垫圈10	Washer	2
(28)	GB3618.1 43~48	双钢丝卡箍43~48	Clamp	8
(29)	GB3452.2 43.7 × 3.55	O形圈43.7 × 3.55	O-ring	1
(30)	GB5783 M12 × 30	螺栓 M12 × 30	Bolt	4

第78图 SL50W-2多路阀/工作泵管路

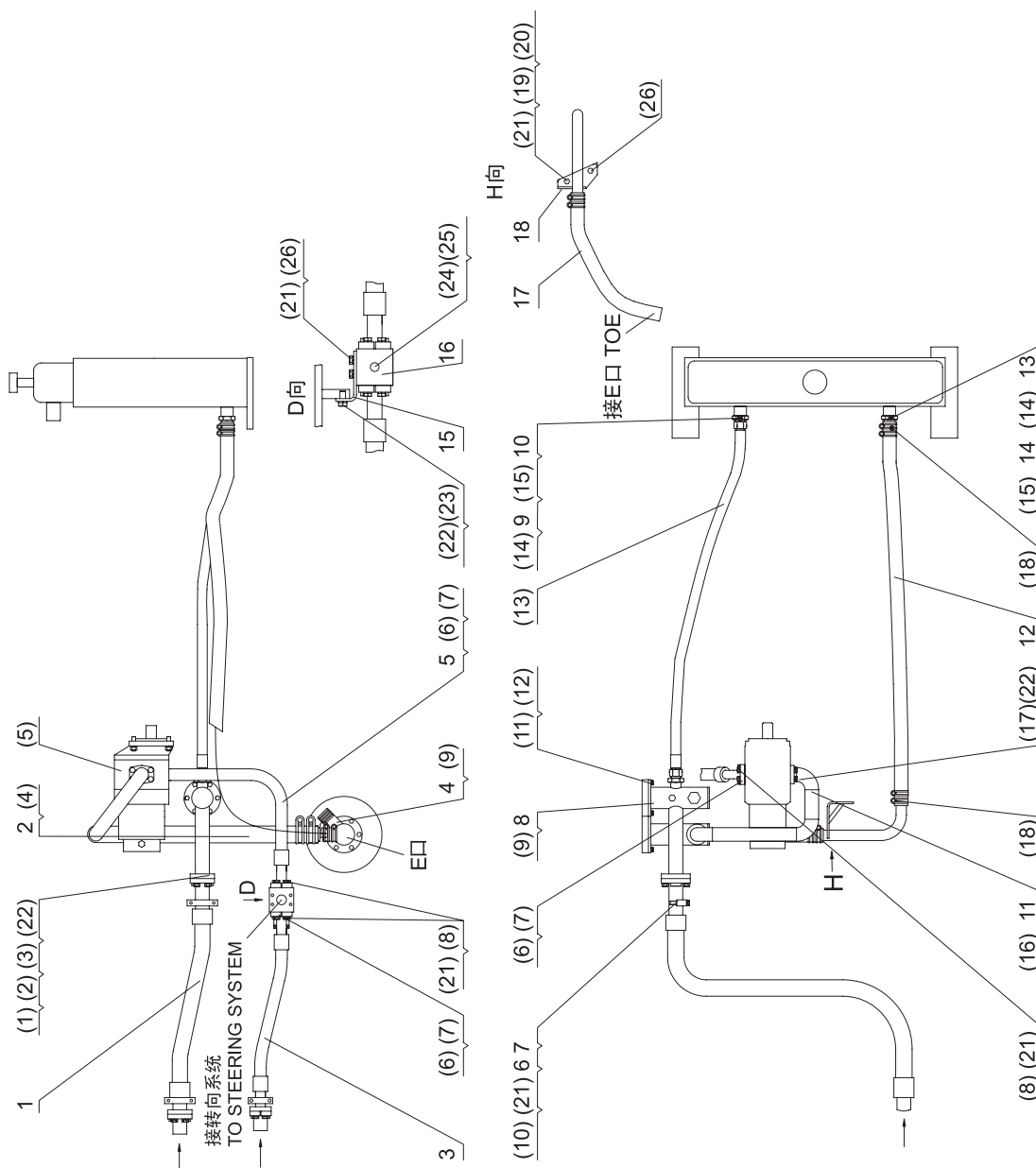
FIG.78 MULTIPLE UNIT VALVE/WORK PUMP PIPING



序号 NO.	部件号 PART NO.	零件名称 PART NAME	数量 Q'TY	
1	ZL50G2-06026C	工作阀回油管 I	Oil return tube I ,work valve	1
2	ZL50G3-06020	低压耐油胶管	Hose	1
3	ZL50G2-06025	工作阀进油管 II	Oil-in tube II , work valve	1
4	ZL50F III-06008A	吸油接头总成	Suction joint assy.	1
5	ZL50G3-06021A	工作泵出油管	Oil-out tube , work valve	1
6	ZL50G2-06053	橡胶垫	Rubber mat	1
7	ZL50G2-06052B	油管固定卡 II	Tube clip	1
8	ZL50G2-06023B	回油接头总成	Oil return joint assy.	1
9	ZL50F III-06037	散热器进油接头	Radiator oil-in joint	1
10	ZL50F III-06037A	散热器进油接头(ZL60GT-1C用)	Radiator oil-in joint(for ZL60GT-1C)	1
11	ZL50G3-06046	工作泵吸油接头	Suction joint , work pump	1
12	ZL50F III-06036	低压耐油胶管	Hose	1
13	ZL50G2-05009	散热器出油接头	Radiator oil-out joint	1
14	ZL50F III-06038A	散热器出油接头(ZL60GT-1C用)	Radiator oil-out joint(for ZL60GT-1C)	1
15	ZL50G2-06039	油路板固定板	Fixed plate	1
16	ZL50G2-06040	油路板	Oil board	1
17	ZL50F III-06035	低压耐油胶管	Hose	1
18	ZL50F III-06039	支架	Bracket	1

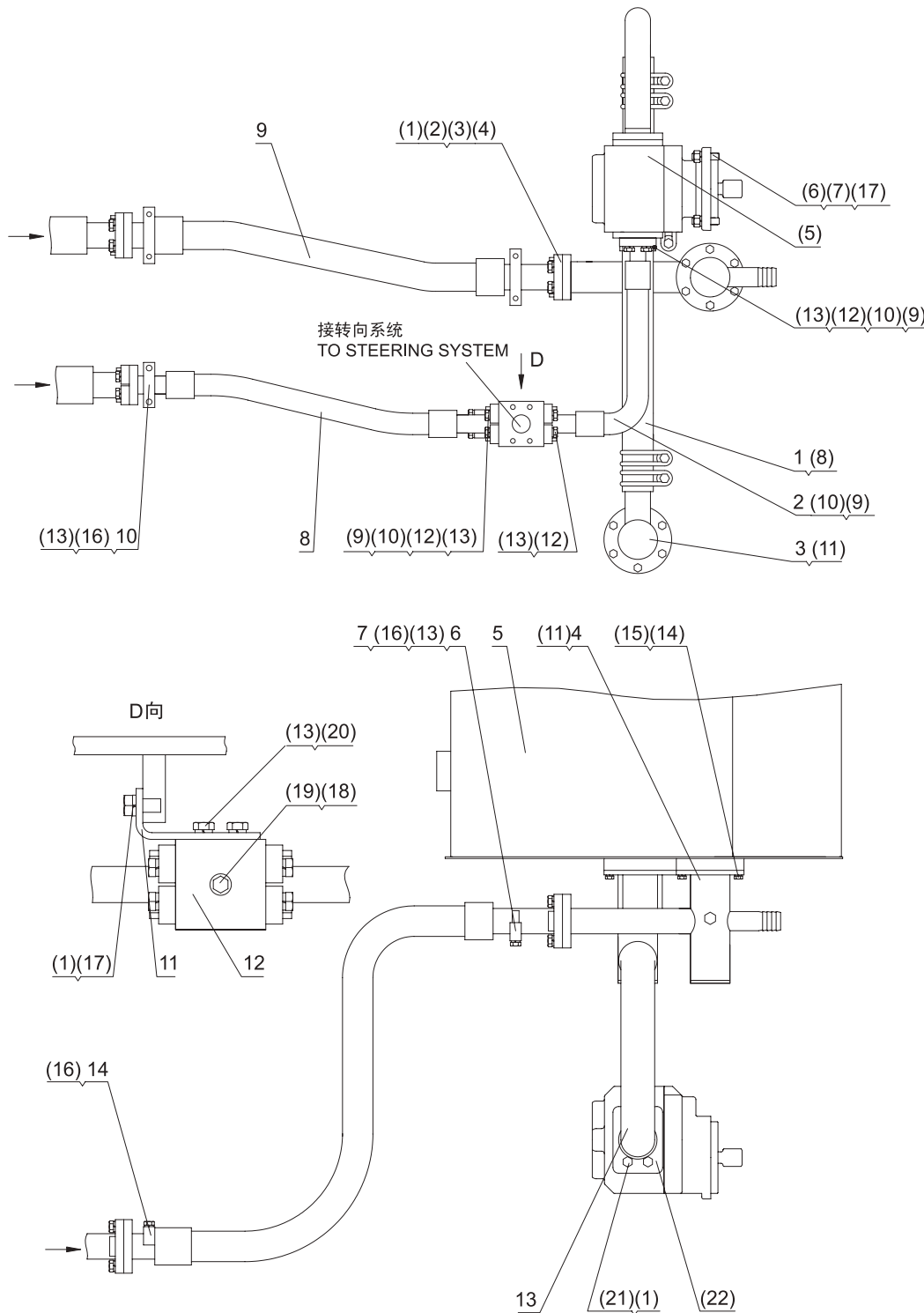
第78图 SL50W-2多路阀/工作泵管路

FIG.78 MULTIPLE UNIT VALVE/WORK PUMP PIPING



序号 NO.	部件号 PART NO.	零件名称 PART NAME	数量 Q'TY
(1)	51H-24	法兰 Flange	1
(2)	GB3452.2 47.5×3.55	O形圈47.5×3.55 O-ring	1
(3)	GB5783 M12×35	螺栓M12×35 Bolt	4
(4)	JB3618.1 57~62	双钢丝卡箍57~62 Clamp	4
(5)	CBGj3100/1010-XF	齿轮泵(反转矩形花键) Gear pump	1
(6)	GB3452.2 37.5×3.55	O形圈37.5×3.55 O-ring	3
(7)	51H-20	法兰 Flange	3
(8)	GB5783 M10×30	螺栓M10×30 Bolt	12
(9)	GB1235 65×3.1	O形圈65×3.1 O-ring	2
(10)	GB5780 M10×55	螺栓M10×55 Bolt	2
(11)	GB5781 M8×20	螺栓M8×20 Bolt	12
(12)	GB93 8	弹垫8 Spring washer	12
(13)	JH100 25I-2450	软管总成25I-2450 Hose assembly	1
(14)	JB982 30	组合垫圈30 Combined washer	2
(15)	JB982 27	组合垫圈27 Combined washer	2
(16)	GB3452.2 43.7×3.55	O形圈43.7×3.55 O-ring	1
(17)	GB5783 M12×30	螺栓M12×30 Bolt	4
(18)	JB3618.1 43~48	双钢丝卡箍43~48 Clamp	8
(19)	GB5781 M10×40	螺栓M10×40 Bolt	1
(20)	GB97.1 10	垫圈10 Washer	2
(21)	GB93 10	弹垫10 Spring washer	48
(22)	GB93 12	弹垫12 Spring washer	10
(23)	GB5781 M12×25	螺栓M12×25 Bolt	2
(24)	JB1000 M14×1.5	螺塞M14×1.5 Plug screw	1
(25)	JB982 14	组合垫圈14 Combined washer	1
(26)	GB5781 M10×20	螺栓M10×20 Bolt	3

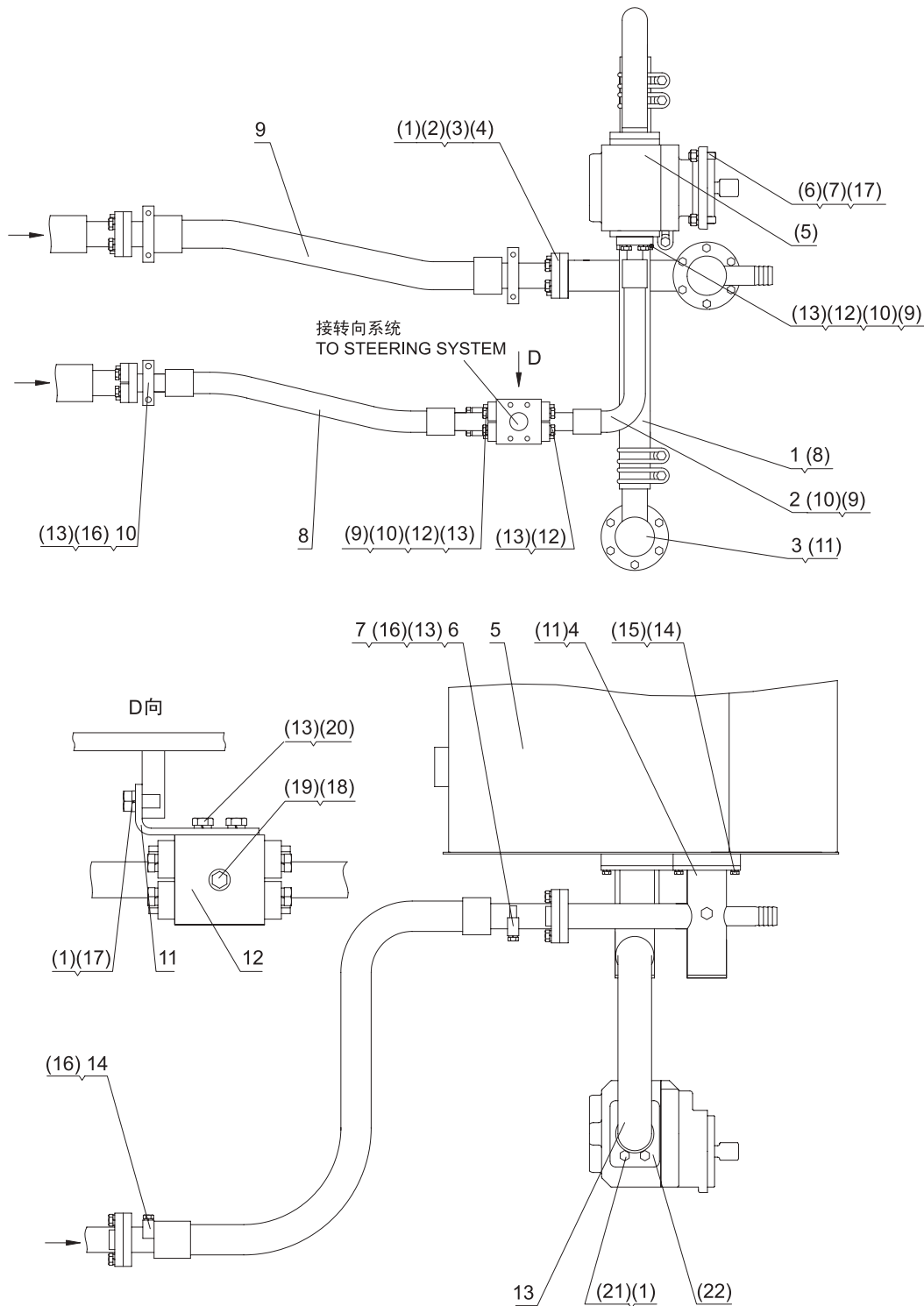
第79图 SL50W-3多路阀/工作泵管路
 FIG.79 MULTIPLE UNIT VALVE/WORK PUMP PIPING



序号 NO.	部件号 PART NO.	零件名称 PART NAME		数量 Q'TY
1	DG956W II -05018	低压耐油胶管	Hose	1
2	DG956W II -06007	工作泵出油管	Oil-out tube,work pump	1
3	DG956W II -06008	吸油接头总成	Suction joint assy.	1
4	DG956W II -06009	回油接头总成	Oil return joint assy.	1
5	DG956W-06200	机油箱	Engine oil tank	1
6	ZL50G2-06052B	油管固定卡 II	Tube clip II	1
7	ZL50G2-06053	橡胶垫	Rubber mat	1
8	ZL50G2-06025	工作阀进油管 II	Oil-in tube II ,work valve	1
9	ZL50G2-06026C	工作阀回油管 I	Oil return tube I ,work valve	1
10	ZL50G2-06027B	油管固定卡	Tube clip	1
11	ZL50G2-06039	油路板固定板	Fixed plate	1
12	ZL50G2-06040	油路板	Oil board	1
13	DG956W II -06027	工作泵吸油接头	Suction joint,work pump	1
14	ZL50G2-06024B	油管固定卡 I	Tube clip I	1

第79图 SL50W-3多路阀/工作泵管路

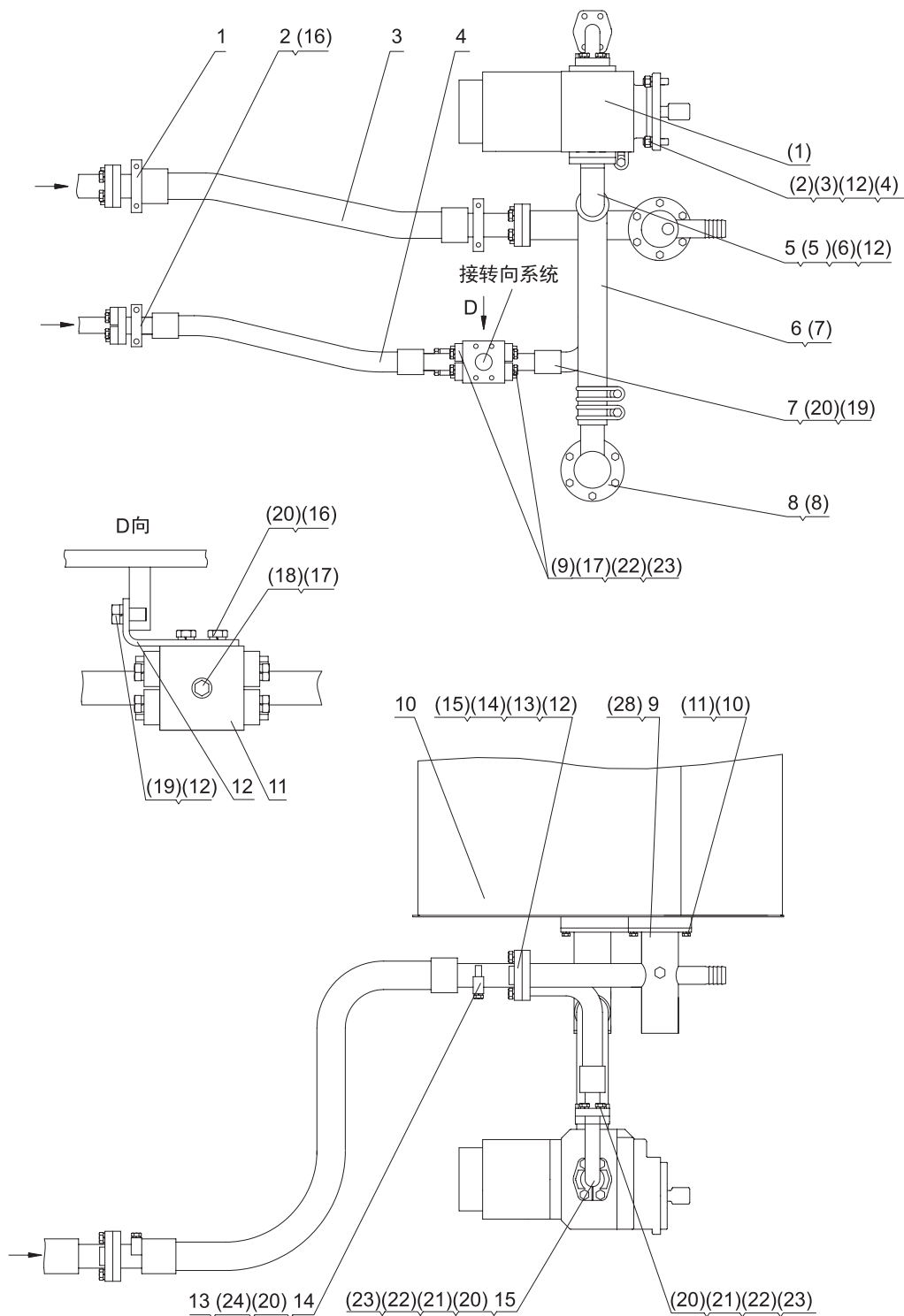
FIG.79 MULTIPLE UNIT VALVE/WORK PUMP PIPING



序号 NO.	部件号 PART NO.	零件名称 PART NAME		数量 Q'TY
(1)	GB93 12	弹垫12	Spring washer	14
(2)	GB3452.2 47.5 × 3.55	O形圈47.5 × 3.55	O-ring	1
(3)	GB5783 M12 × 30	螺栓M12 × 30	Bolt	4
(4)	51H-24	法兰	Flange	1
(5)	JHP3100C	齿轮泵(右旋)	Gear pump	1
(6)	GB898 M12 × 65	螺栓M12 × 65	Double-screw bolt	4
(7)	GB6170 M12	螺母M12	Nut	4
(8)	JB3618.1 57~62	双钢丝卡箍57~62	Clamp	4
(9)	GB3452.2 37.5 × 3.55	O形圈37.5 × 3.55	O-ring	3
(10)	51H-20	法兰	Flange	3
(11)	GB1235 65 × 3.1	O形圈65 × 3.1	O-ring	2
(12)	GB5783 M10 × 30	螺栓M10 × 30	Bolt	12
(13)	GB97 10	弹垫10	Spring washer	20
(14)	GB93 8	弹垫8	Spring washer	12
(15)	GB5781 M8 × 20	螺栓M8 × 20	Bolt	12
(16)	GB5780 M10 × 55	螺栓M10 × 55	Bolt	6
(17)	GB5781 M12 × 25	螺栓M12 × 25	Bolt	2
(18)	JB982 14	组合垫圈14	Combined washer	1
(19)	JB1000 M14 × 1.5	螺塞M14 × 1.5	Plug	1
(20)	GB5781 M10 × 20	螺栓M10 × 20	Bolt	2
(21)	GB5783 M12 × 30	螺栓M12 × 30	Bolt	4
(22)	GB3452.2 43.7 × 3.55	O形圈43.7 × 3.55	O-ring	1

第80图 SL50W-3多路阀/工作泵管路(先导)

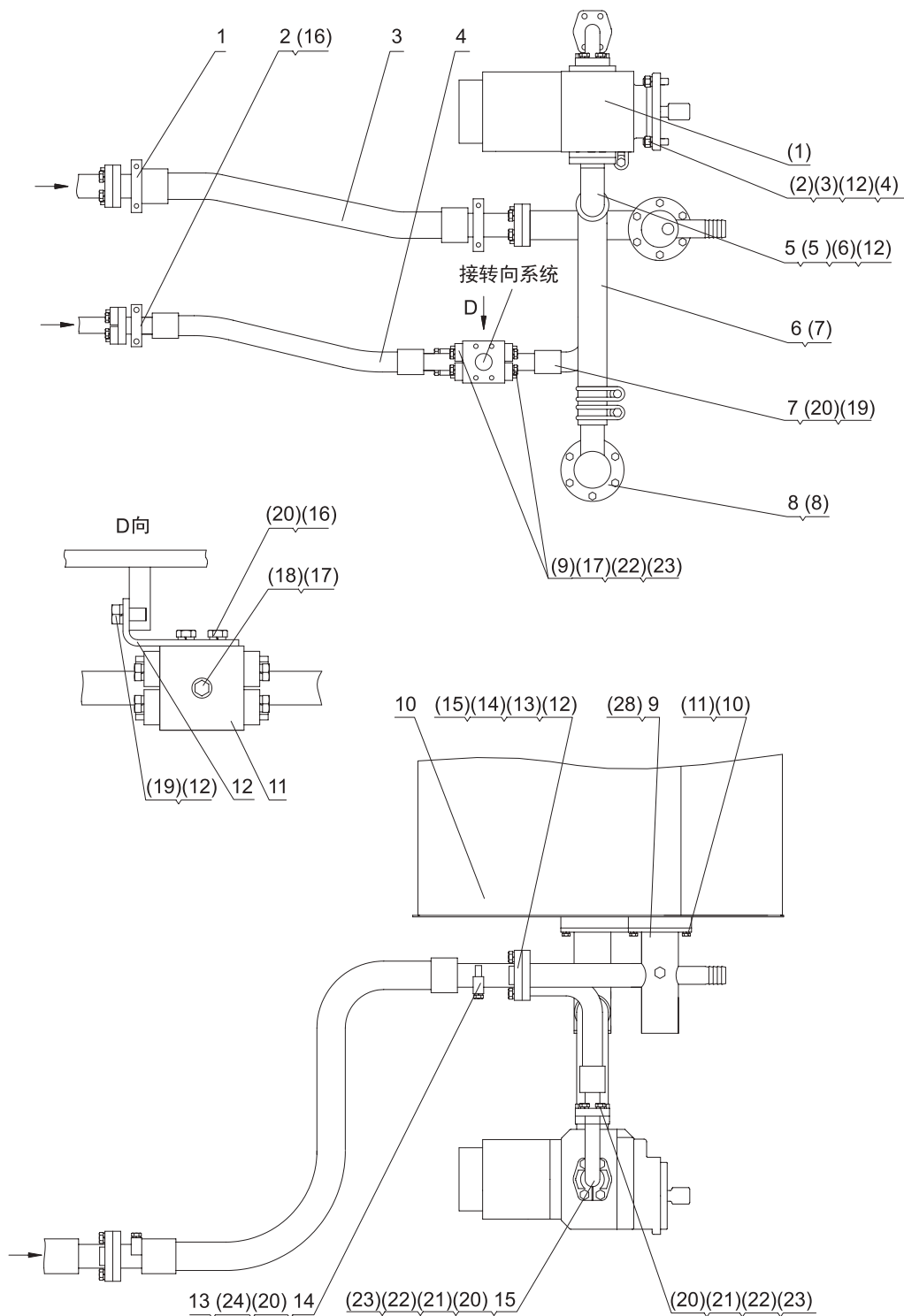
FIG.80 MULTIPLE UNIT VALVE/WORK PUMP PIPING(PILOT)



序号 NO.	部件号 PART NO.	零件名称 PART NAME		数量 Q'TY
1	ZL50G2-06024B	油管固定卡 I	Tube clip I	1
2	ZL50G2-06027B	油管固定卡	Tube clip	1
3	ZL50G2-06026C	工作阀回油管 I	Oil return tube I ,work valve	1
4	ZL50G2-06025	工作阀进油管 II	Oil-in tube II ,work valve	1
5	DG956W III-06046	工作泵吸油接头	Suction joint,work pump	1
6	DG956W III-06020A	低压耐油胶管	Hose	1
7	DG956W II-06007	工作泵出油管	Oil-out tube,work pump	1
8	DG956W II-06008	吸油接头总成	Suction joint assy.	1
9	ZL50G2-06022A	回油接头总成	Oil return joint assy.	1
10	DG956W-06200	机油箱	Engine oil tank	1
11	ZL50G2-06040	油路板	Oil board	1
12	ZL50G2-06039	油路板固定板	Fixed board	1
13	ZL50G2-06053	橡胶垫	Rubber mat	1
14	ZL50G2-06052	油管固定卡 II	Tube clip II	1
15	DG956W III-06054	工作泵出油管	Oil-out tube,work pump	1

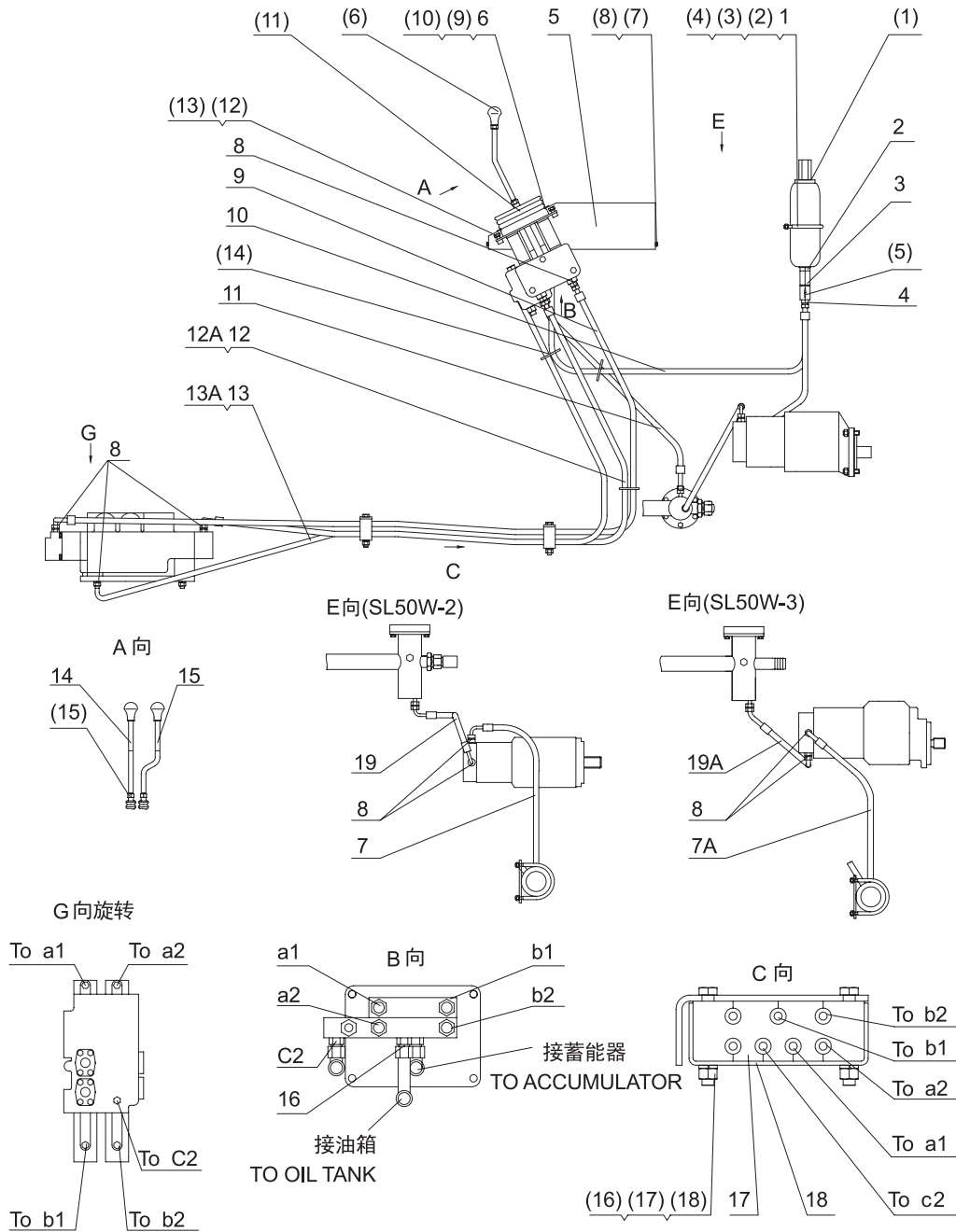
第80图 SL50W-3多路阀/工作泵管路(先导)

FIG.80 MULTIPLE UNIT VALVE/WORK PUMP PIPING(PILOT)



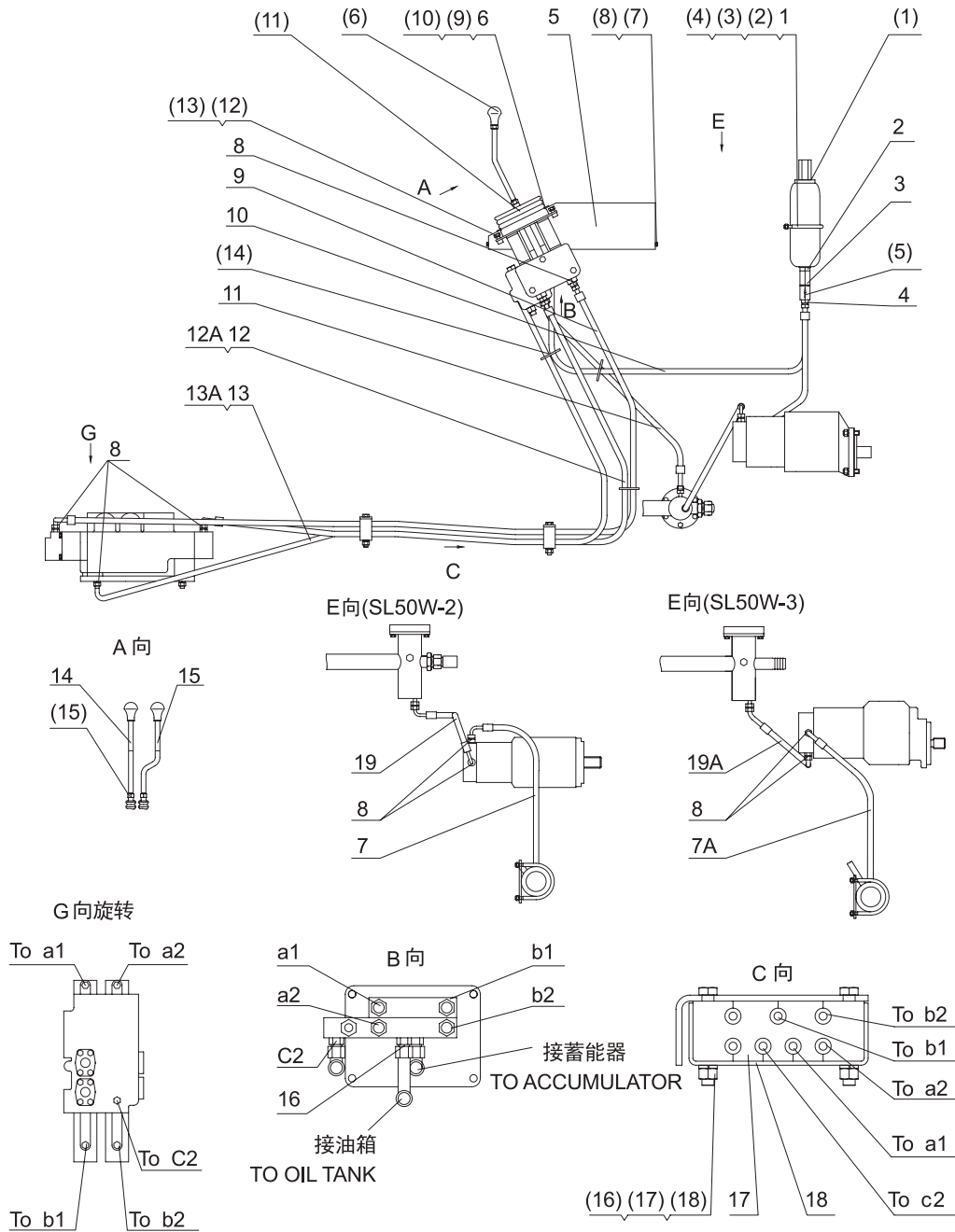
序号 NO.	部件号 PART NO.	零件名称 PART NAME		数量 Q'TY
(1)	CBGj3100/1010C-XF	齿轮泵(右旋)	Gear pump	1
(2)	GB898 M12×65	螺柱M12×65	Double-screw bolt	4
(3)	GB 6170 M12	螺母 M12	Nut	4
(4)	GB 95 12	平垫12	Washer	4
(5)	GB3452.2 43.7×3.55	O形圈43.7×3.55	O-ring	1
(6)	GB5783 M12×30	螺栓 M12×30	Bolt	4
(7)	JB3618.1 57~62	双钢丝卡箍 57~62	Clamp	4
(8)	GB1235 65×3.1	O形圈65×3.1	O-ring	2
(9)	GB5783 M10×30	螺栓M10×30	Bolt	8
(10)	GB5781 M8×20	螺栓 M8×20	Bolt	12
(11)	GB93 8	弹垫8	Spring washer	12
(12)	GB93 12	弹垫12	Spring washer	14
(13)	51H-24	法兰	Flange	1
(14)	GB3452.2 47.5×3.55	O形圈47.5×3.55	O-ring	1
(15)	B5783 M12×35	螺栓 M12×35	Bolt	4
(16)	GB5781 M10×20	螺栓M10×20	Bolt	2
(17)	JB982 14	组合垫圈 14	Combined washer	1
(18)	JB1000 M14×1.5	螺塞 M14×1.5	Plug	1
(19)	GB5781 M12×25	螺栓M12×25	Bolt	2
(20)	GB97 10	弹垫10	Spring washer	24
(21)	GB5783 M10×35	螺栓M10×35	Bolt	8
(22)	51H-20	法兰	Bolt	4
(23)	GB3452.2 37.5×3.55	O形圈37.5×3.55	O-ring	4
(24)	GB5780 M10×55	螺栓 M10×55	Bolt	6

第81图 先导阀管路
FIG.81 PILOT VALVE PIPING



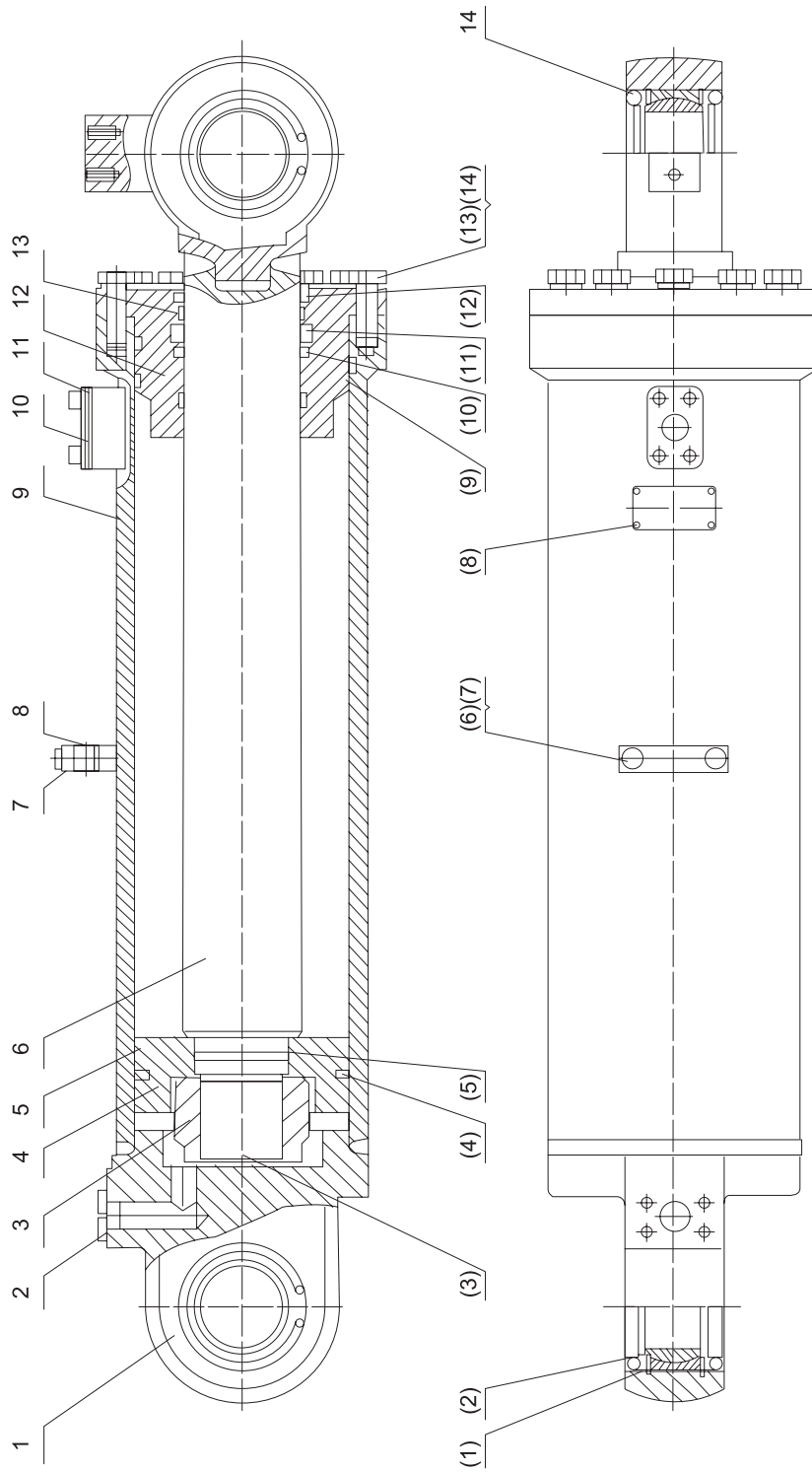
序号 NO.	部件号 PART NO.	零件名称 PART NAME		数量 Q'TY
1	ZL50G2-06010	U形螺栓	U-bolt	1
2	ZL50G2-06011	接头	Joint	1
3	ZL50G2-06012	接头总成	Joint assy.	1
4	ZL50G2-06013	接头	Joint	1
5	ZL50G2-06008A	上盖	Up board	1
6	ZL50G2-06006A	盖板	Cover board	1
7	ZL50G3-06017	先导油管	Pilot oil tube	1
7A	DG956W III-06017	先导油管	Pilot oil tube	1
8	ZL50G2-06007	接头	Joint	14
9	ZL50G2-06009	先导油管	Pilot oil tube	2
10	ZL50G2-06016	先导油管	Pilot oil tube	1
11	ZL50G2-06017	先导油管	Pilot oil tube	1
12	ZL50G2-06019	先导油管(双手柄用)	Pilot oil tube(for double handle)	2
12A	DG965-06019	先导油管(单手柄用)	Pilot oil tube(for single handle)	2
13	ZL50G2-06065	先导油管(双手柄用)	Pilot oil tube(for double handle)	1
13A	DG965-06058	先导油管(单手柄用)	Pilot oil tube(for single handle)	1
14	ZL50G2-06014	举升操纵杆	Lift lever	1
15	ZL50G2-06015	翻斗操纵杆	Tipping lever	1
16	ZL50G2-06038	接头	Joint	1
17	ZL50G2-06037	先导油管固定板	Fixed board	2
18	ZL50G2-06036	压板	Board	2
19	ZL50G3-06045	先导油管	Poilt oil tube	1
19A	DG956W III-06045	先导油管	Poilt oil tube	1

第81图 先导阀管路
FIG.81 PILOT VALVE PIPING



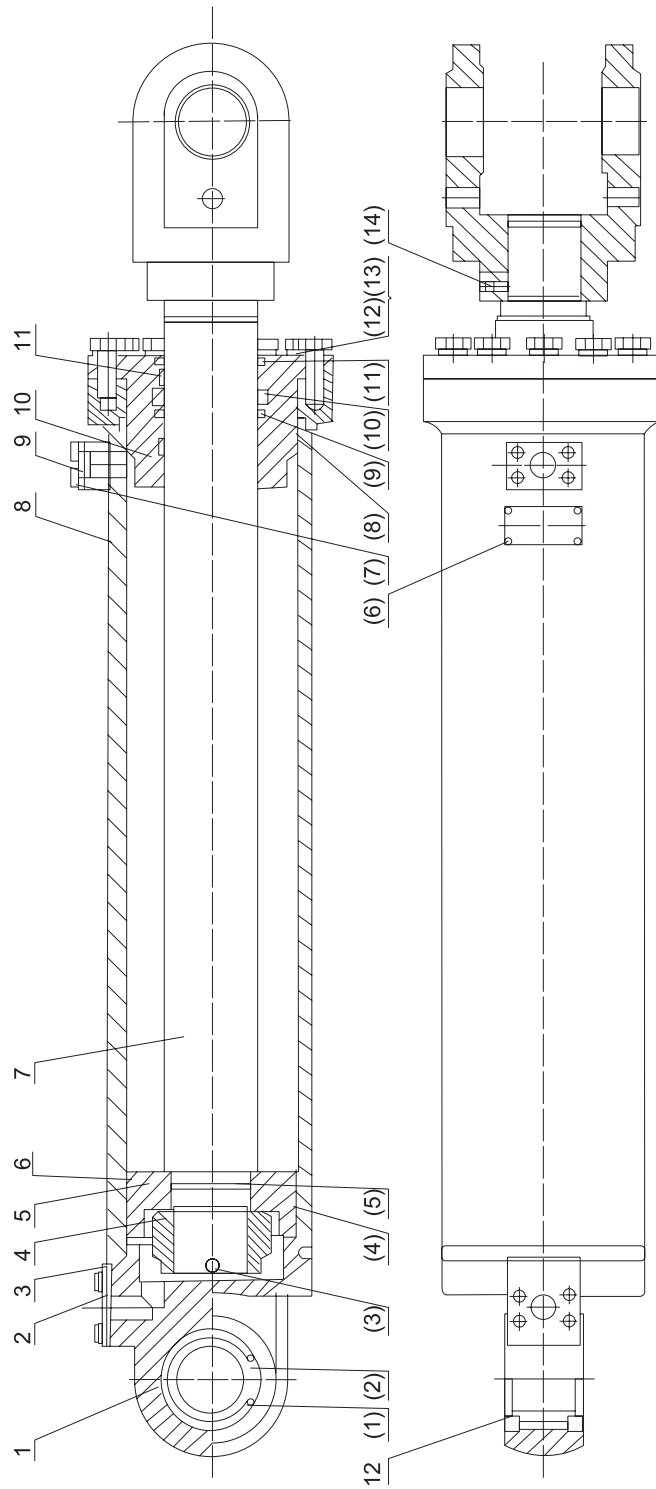
序号 NO.	部件号 PART NO.	零件名称 PART NAME	数量 Q'TY
(1)	NXQ1-L0.63/10-H	囊式蓄能器 Accmulator	1
(2)	GB6170 M8	螺母M8 Nut	2
(3)	GB93 8	弹垫8 Spring washer	2
(4)	GB95 8	平垫8 Washer	2
(5)	DIF-L10H1	直通单向阀 Straight check valve	1
(6)	LJ135M	手柄球 Handle ball	2
(7)	GB5781 M5 × 10	螺栓M5 × 10 Bolt	6
(8)	GB95 5	平垫5 Washer	6
(9)	GB67 M6 × 12	螺钉M6 × 12 Screw	4
(10)	GB93 6	弹垫6 Spring washer	4
(11)	DJS2-0.00	双手柄先导阀 Double handle pilot valve	1
	DXS-00	单手柄先导阀 Single handle pilot valve	1
(12)	GB5781 M10 × 20	螺栓M10 × 20 Bolt	4
(13)	GB93 10	弹垫10 Spring washer	4
(14)	D2900-20000	可松开式扎带200 × 8 Clamp	7
(15)	GB6171 M12 × 1.25	螺母M12 × 1.25 Nut	2
(16)	GB6170 M12	螺母M12 Nut	4
(17)	GB93 12	弹垫12 Spring washer	4
(18)	GB5780 M12 × 90	螺栓M12 × 90 Bolt	4

第82图 翻斗油缸(370901)
FIG.82 TIPPING CYLINDER



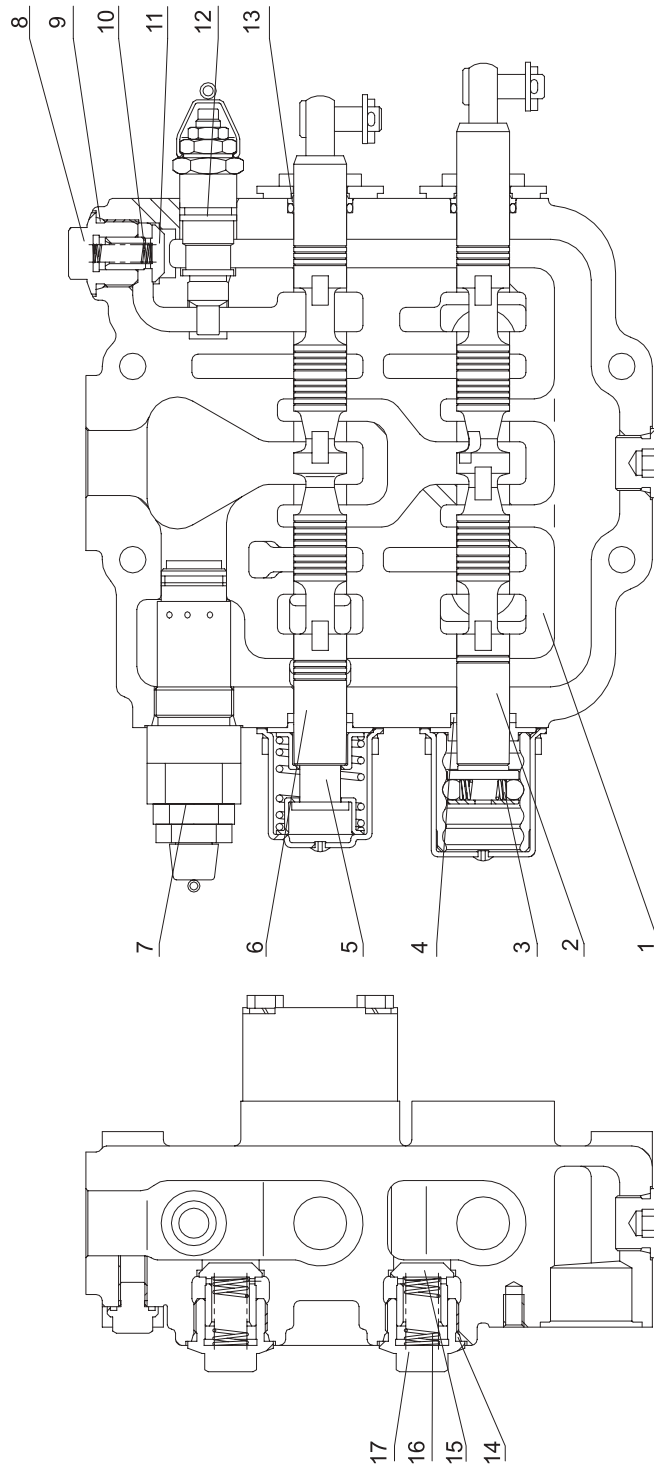
序号 NO.	部件号 PART NO.	零件名称 PART NAME	数量 Q'TY
0	DG958-06500	翻斗油缸	1
	DG956-06500A	翻斗油缸(配长臂金刚)	1
1	ZL50DG2.32.1	缸筒总成	1
2	ZL30QF.32-8	塑料塞	2
3	ZL50QD.32-1	槽型螺母	1
4	ZL50QD.32-4	活塞	1
5	ZL50QD.32-5	支承环	2
6	ZL50QD.32.2	活塞杆组件	1
7	ZL50QD.32-3	压板	1
8	ZL50QD.32-10	胶垫	1
9	ZL50DG2.32-1	铭牌	1
10	ZL30Y-024	油口保护盖	2
11	ZL50QD.31-6	橡胶垫	2
12	ZL50QD.32-2	导向套	1
13	ZL50QD.32-6	支承环	2
14	FB80 × 120 × 13	内包骨架防尘	4
(1)	GB893.1 120	孔用弹性挡圈120	4
(2)	GB304.5 GE80ES	关节轴承GE80ES	2
(3)	GB91 10 × 120	开口销10 × 120	1
(4)	200 × 179 × 8.1	格莱圈D200	1
(5)	GB1235 90 × 3.1	O形圈90 × 3.1	1
(6)	GB93 10	弹垫10	2
(7)	GB5782 M10 × 50	螺栓M10 × 50	2
(8)	GB867 2 × 4	铆钉2 × 4	4
(9)	GB1235 200 × 5.7	O形圈200 × 5.7	2
(10)	110 × 125.1 × 6.3	斯特封D110	1
(11)	B3B030P5008	KY圈	1
(12)	110 × 126 × 7/9	防尘圈	1
(13)	GB5783 M20 × 55	螺栓M20 × 55	12
(14)	GB93 20	弹垫20	12

第83图 举升油缸(370901)
FIG.83 LIFTING CYLINDER



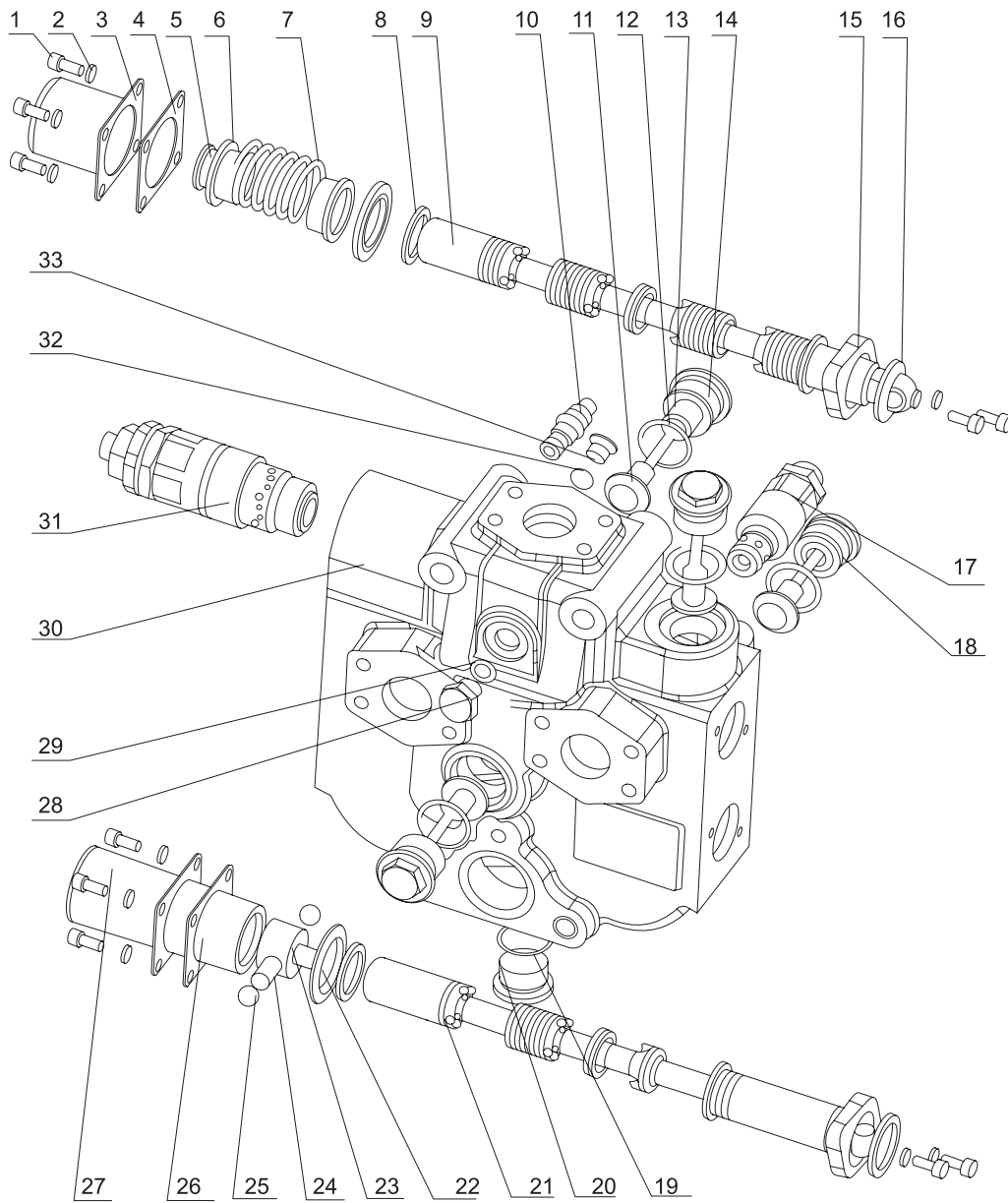
序号 NO.	部件号 PART NO.	零件名称 PART NAME	数量 Q'TY
0	DG958-06600	举升缸	2
	DG958-J06600	举升缸 (配加长臂和长臂金刚)	2
1	ZL50DG2.31.1	缸筒总成	1
2	ZL50QD.31-6	橡胶垫	2
3	ZL30Y-024	盖板	2
4	ZL50QF.31-1	槽形螺母	1
5	ZL50QF.31-2	活塞	1
6	ZL50QF.31-5	支承环	2
7	ZL50QF.31.2	活塞杆	1
8	ZL50DG2.31-1	铭牌	1
9	ZL30QF.32-8	塑料塞	2
10	ZL50QF.31-3	导向套	1
11	ZL50QF.31-4	支承环	2
12	FB70 × 105 × 12	内包骨架防尘	2
(1)	GB893.1 105	孔用弹性挡圈105	2
(2)	ZL50DG2.31A-01C	复合套	1
(3)	GB91 10 × 115	开口销10 × 115	1
(4)	180 × 159 × 8.1	格莱圈D180	1
(5)	GB1235 80 × 3.1	O形圈80 × 3.1	1
(6)	GB867 2 × 4	铆钉2 × 4	4
(7)	GB5781 M10 × 20	螺栓M10 × 20	4
(8)	GB1235 180 × 5.7	O形圈180 × 5.7	2
(9)	100 × 115.1 × 6.3	斯特封	1
(10)	B3A020P500	KY圈100 × 120 × 14.5	1
(11)	100 × 114 × 6/4	防尘圈	1
(12)	GB5783 M20 × 50	螺栓M20 × 50	12
(13)	GB93 20	弹垫20	12
(14)	GB79 M10 × 25	内六角螺钉M10 × 25	1

第84图 HDF32多路阀
 FIG.84 MULTIPLE UNIT VALVE



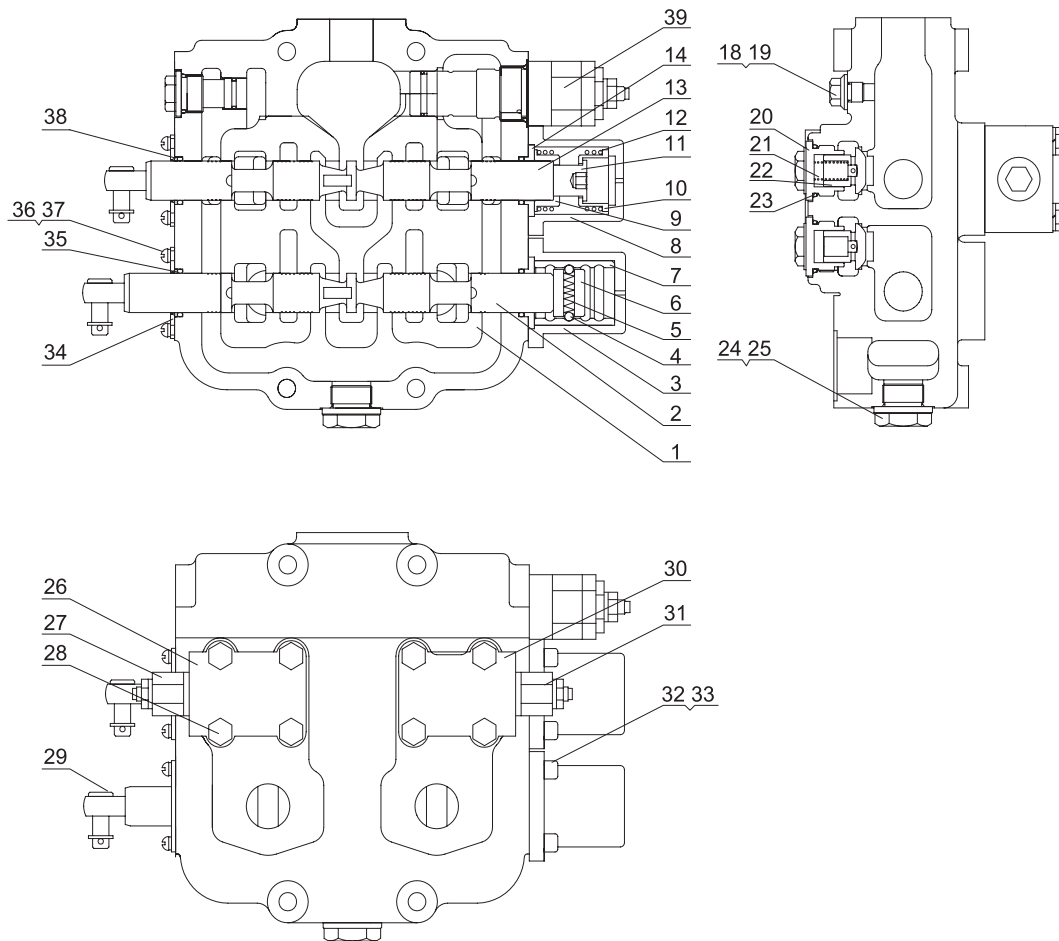
序号 NO.	部件号 PART NO.	零件名称 PART NAME		数量 Q'TY
1	HDF32-01C	阀体	Valve body	1
2	HDF32-02C	动臂阀杆	Valve rod, movable arm	1
3	HDF32-03	弹跳定位组件	Bounce positioning module	1
4	派克P26 25.7 × 3.5	O形密封圈25.7 × 3.5	O-seal ring	4
5	HDF32-04	弹簧复位组件	Spring reposition module	1
6	HDF32-05C	转斗阀杆	Valve rod, tipping bucket	1
7	DFX32-09	安全阀组件	Safety valve module	1
8	HDF25-06	单向阀盖	Check-valve cover	2
9	GB1235 35 × 3.1	O形密封圈35 × 3.1	O-seal ring	2
10	HDF25-07	单向阀弹簧	Check-valve spring	2
11	HDF25-08	单向阀	Check-valve	2
12	YF08-11	过载阀组件	Overload valve	2
13	HDF25-10	防尘圈	Dustproof ring	2
14	GB1235 38 × 3.1	O形密封圈38 × 3.1	O-seal ring	2
15	HDF32-08	单向阀	Check-valve	2
16	HDF32-07	单向阀弹簧	Check-valve spring	2
17	HDF32-06	单向阀盖	Check-valve cover	2

第85图 JDF32多路阀
FIG.85 MULTIPLE UNIT VALVE



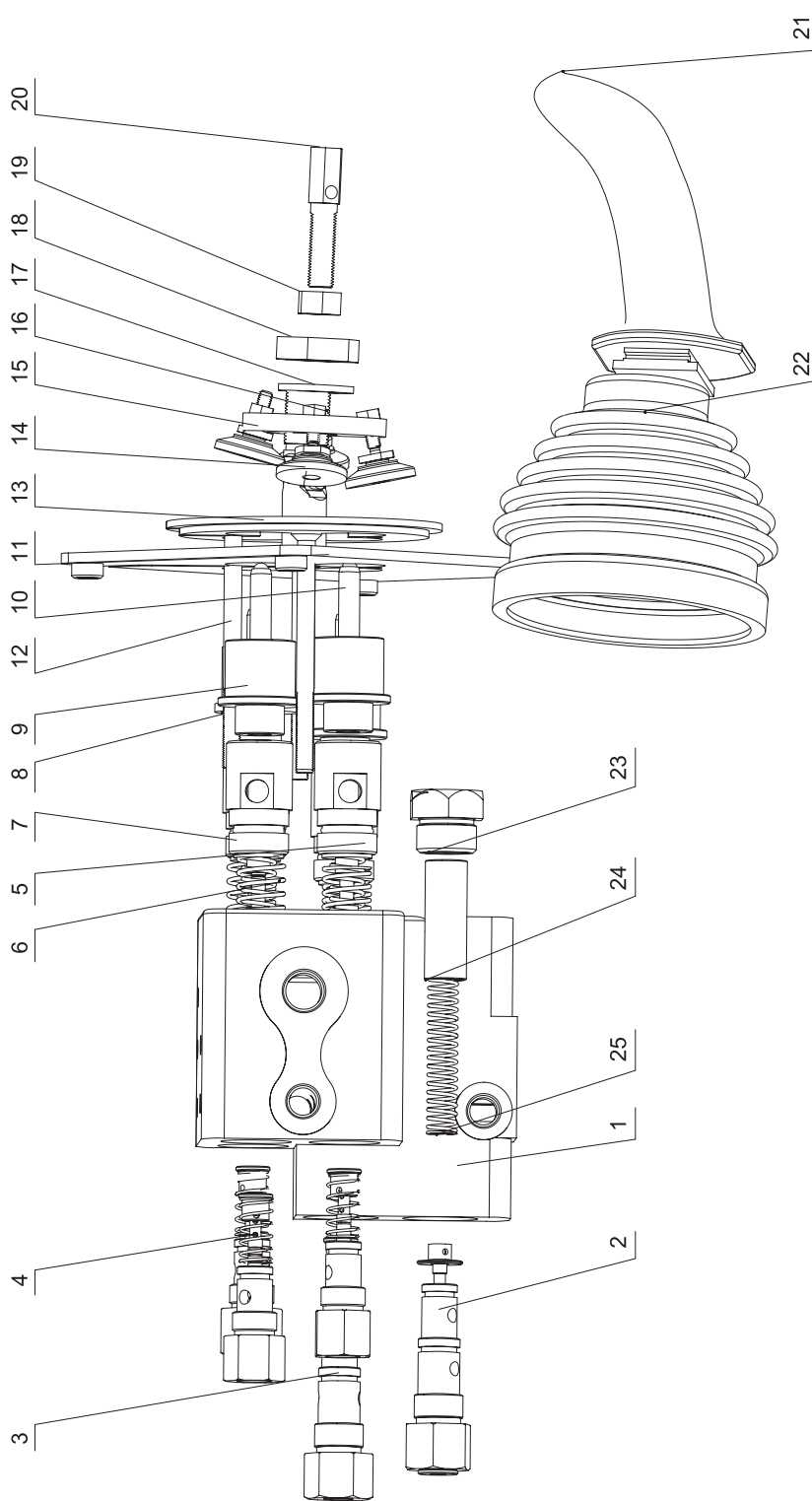
序号 NO.	部件号 PART NO.	零件名称 PART NAME	数量 Q'TY
1	301-00029	螺钉M6×12 Screw	12
2	304-00030	弹垫6 Spring washer	12
3	210-00035	铲斗端盖 Bucket end cover	1
4	210-00039	纸垫 Paper gasket	2
5	210-00036	限位螺堵 Limit plug	1
6	210-00037	弹簧座 Spring seat	2
7	210-00038	回位弹簧 Release spring	1
8	210-00023	密封圈28×3.55 Seal ring	4
9	210-00072	铲斗阀杆 Bucket valve rod	1
10	360-00024	过载补油阀 Overload slippage valve	1
11	210-00009	单向阀芯 Check- valve core	4
12	310-00007	O形圈30×2.65 O-ring	4
13	210-00008	弹簧 Spring	4
14	210-00006	单向阀座1 Check- valve seat 1	1
15	210-00015	防尘圈座 Dustband seat	2
16	314-00022	防尘圈BH28×36×4.5/6 Dustband	2
17	360-00003	过载阀 Overload valve	1
18	210-00010	单向阀座2 Check- valve seat 2	3
19	310-00021	O形圈32×3.1 O-ring	1
20	210-00044	螺堵M30×1.5 Plug	1
21	210-00073	动臂阀杆 Valve rod,movable arm	1
22	210-00043	定位垫片 Locating gasket	2
23	210-00033	定位座 Locating seat	1
24	210-00032	定位弹簧 Locating spring	1
25	316-00034	钢球Φ11 Steel ball	2
26	210-00042	定位套 Locating sleeve	1
27	210-00031	动臂端盖 End cover,movable arm	1
28	210-00013	螺堵M14×1.5 Plug	2
29	310-00014	O形圈6×2.4 O-ring	2
30	210-00068	阀体 Valve body	1
31	360-00011	安全阀 Safety valve	1
32	310-00047	O形圈22×2.4 O-ring	2
33	210-00046	螺堵M20×1.5 Plug	2

第86图 KF32多路阀
 FIG.86 MULTIPLE UNIT VALVE



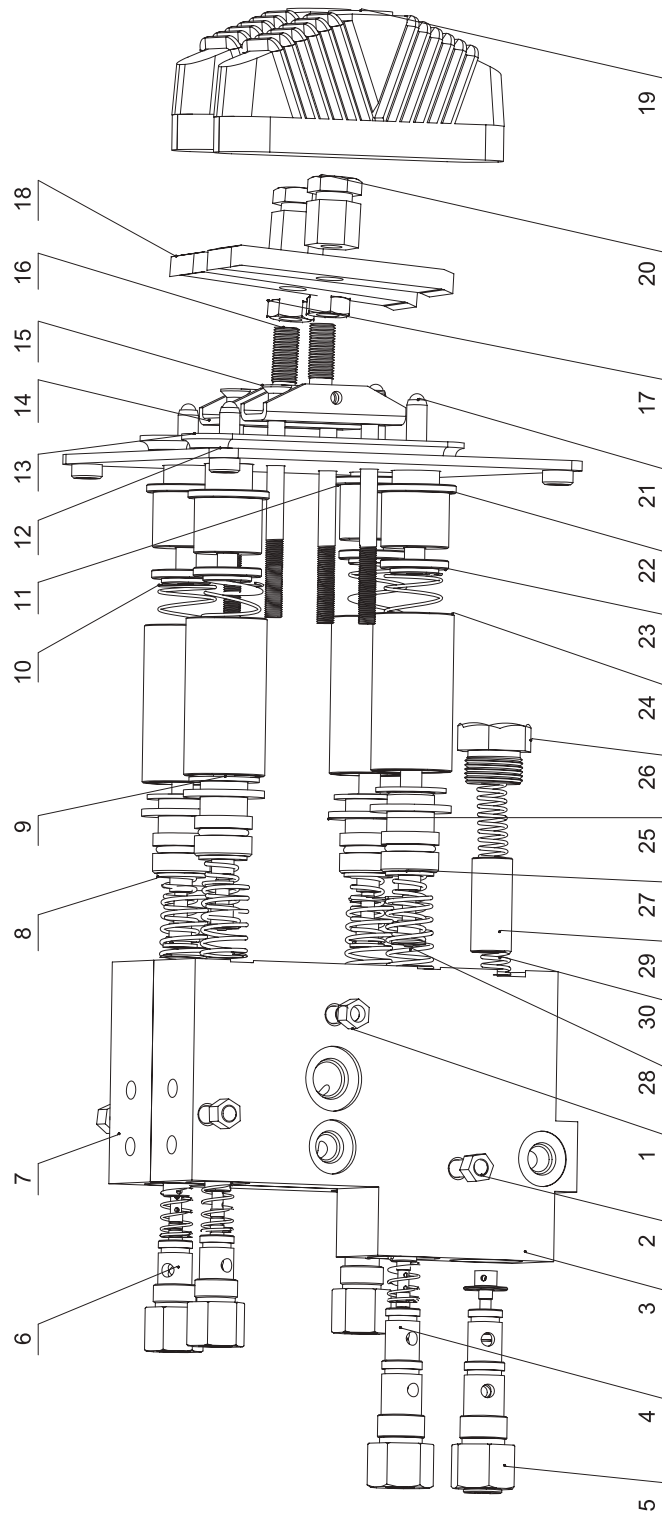
序号 NO.	部件号 PART NO.	零件名称 PART NAME	数量 Q'TY	
1	SDK32.2-01	手动液压阀体	Hydraulic valve	1
2	SDK32.2-03	手动动臂阀杆	Valve lever,movable arm	1
3	SDK32.2-05-01	动臂端盖	End cover,movable arm	1
4	GB308 Φ8	钢球Φ8	Steel ball	1
5	D32-05-04	定位弹簧	Locating spring	1
6	SDK32.2-05-03	定位柱	Locating pillar	1
7	SDK32.2-05-02	定位套	Locating sleeve	1
8	SDK32.2-04-01	收斗端盖	Pivoted-bucket end cover	1
9	SDK32.2-04-02	右弹簧座	Right spring seat	1
10	SDK32.2-04-03	左弹簧座	Left spring seat	1
11	SDK25.2-04-04	限位柱	Limited pillar	1
12	D32-04-04	复位弹簧	Reposition spring	1
13	SDK32.2-02	手动转斗阀杆	Rotating bucket valve lever	1
14	SDK32.2-06	定位压板	Locating plate	2
15	GB1235 22×2.4	密封圈22×2.4	Seal ring	1
16	GB1235 28×3.1	密封圈28×3.1	Seal ring	1
17	K32.2-09	堵头	End cap	1
18	DF32-08A	小堵头	Small end cap	1
19	GB1235 22×2.4	密封圈22×2.4	Seal ring	1
20	K32.2-06-01	单向阀盖	Check-valve cover	2
21	K32.2-06-02	单向阀弹簧	Check-valve spring	2
22	K32.2-06-03	单向阀	Check-valve	2
23	GB1235 38×3.5	密封圈38×3.5	Seal ring	2
24	DF32-15	大堵塞	Big plug	1
25	GB1235 40×3.1	密封圈40×3.1	Seal ring	1
26	K32.2-07	前腔过载阀体	Front cavity overload valve body	1
27	XDYF20-01	前腔过载阀	Front cavity overload valve	1
28	DF32-14	高强度螺栓	Bolt	8
29	DF32-13	销轴	Pin roll	2
30	K32.2-08	后腔过载阀体	Rear cavity overload valve body	1
31	YF08-03	后腔过载阀	Rear cavity overload valve	1
32	GB827 M8×2	螺钉 M8×20	screw	8
33	GB93 8	弹垫8	Spring washer	8
34	GB1235 34×3.5	密封圈 34×3.5	Seal ring	4
35	SDK32.2-09	防尘圈	Dustband	2
36	GB67 M6×10	螺钉 M6×10	Screw	8
37	GB93 6	弹垫6	Spring washer	8
38	SDK32.2-10	前压板	Front press plate	2
39	DF32-09	安全阀总成	Safety valve assy.	1

第87图 DXS单手柄先导阀
 FIG.87 SINGLE HANDLE PILOT VALVE



序号 NO.	部件号 PART NO.	零件名称 PART NAME		数量 Q'TY
1	DXS-08	阀体	Valve body	1
2	DJS-2.05	顺序阀组	Order manifolds	1
3	DJS-2.04	计量组件 II	Measure unit	1
4	DJS-1.04	计量组件 I	Measure unit	3
5	DXS-10	压杆组件 I	Strut components	2
6	DJS-1.03	弹簧	Spring	4
7	DXS-12	压杆组件 II	Strut components	2
8	DXS-11	轴套	Bush ring	1
9	DXS-13	电磁铁	Electromagnet	3
10	DXS-05	压销组	Pressure sales group	4
11	DXS-07	安装板组件	Mounting plate unit	1
12	GB70.1 M8	螺钉M8	Bolt	4
13	DXS-06	罩板	Cover plate	1
14	DXS-03	压板组件	Pressure plate unit	4
15	DXS-04	固定板	Mount plate	1
16	GB6170 M6	螺母M6	Nut	4
17	GB848 20	垫圈20	Washer	1
18	GB6173 M20 × 1.5	螺母M20 × 1.5	Nut	1
19	GB6170 M12	螺母M12	Nut	1
20	DXS-02	手柄接头	Handle joints	1
21	DXS-01	手柄组件	Handle components	1
22	DXS-09a	橡胶罩	Rubber cover	1
23	DXS-16	螺塞	Screw plug	1
24	DXS-17	导向套	Guide sleeve	1
25	DJS-2.07a	弹簧	Spring	1

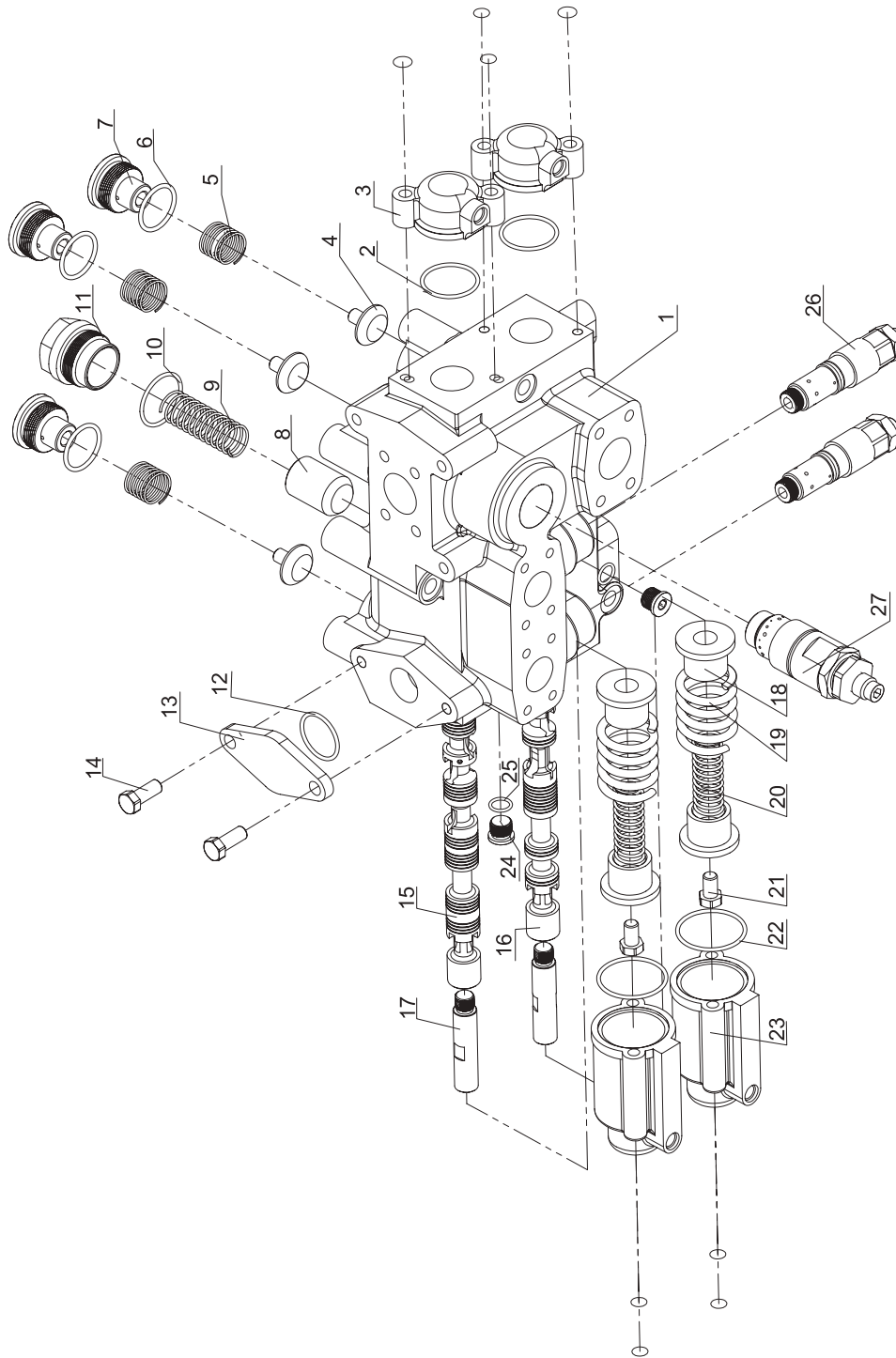
第88图 DJS双手柄先导阀
 FIG.88 DOUBLE HANDLE PILOT VALVE



序号 NO.	部件号 PART NO.	零件名称 PART NAME		数量 Q'TY
1	GB6170 M8	螺母M8	Nut	6
2	DJS-4.01	螺栓	Bolt	3
3	DJS-2.02a	提升阀体	Lift valve	1
4	DJS-2.04	计量组件 II	Measure unit	1
5	DJS-2.05	顺序阀组	Order manifolds	1
6	DJS-1.04	计量组件 I	Measure unit	3
7	DJS-1.06a	转斗阀体	Bucket valve body	1
8	DJS-1.02	压杆组件	Strut components	2
9	DJS-5.11	垫圈	Washer	4
10	DJS-5.10	弹簧	Spring	4
11	DJS-5.12	轴套	Bush ring	1
12	DJS-5.07	安装板组件	Mounting plate unit	1
13	DJS-5.06	胶套座	Rubber cover seat	2
14	DJS-5.14	支架	Bracket	2
15	GB70.1 M8	螺钉M8	Bolt	4
16	DJS-5.17	螺栓	Bolt	2
17	DJS-5.16	螺母	Nut	2
18	DJS-5.03	压条	Layering	2
19	DJS-5.02	橡胶罩	Rubber cover	2
20	DJS-5.01	螺母	Nut	2
21	DJS-5.04	压销组	Pressure sales group	4
22	DJS-5.18	电磁铁	Electromagnet	3
23	DJS-5.08	压板	Pressure plate	4
24	DJS-5.09	套筒	Sleeve	4
25	DJS-1.01	垫圈	Washer	4
26	DJS-2.01	螺塞	Screw plug	1
27	DJS-2.03	阀杆组件	Valve rod unit	2
28	DJS-1.03	弹簧	Spring	4
29	DJS-2.06	导向套	Guide sleeve	1
30	DJS-2.07a	弹簧	Spring	1

第89图 D32液控多路阀

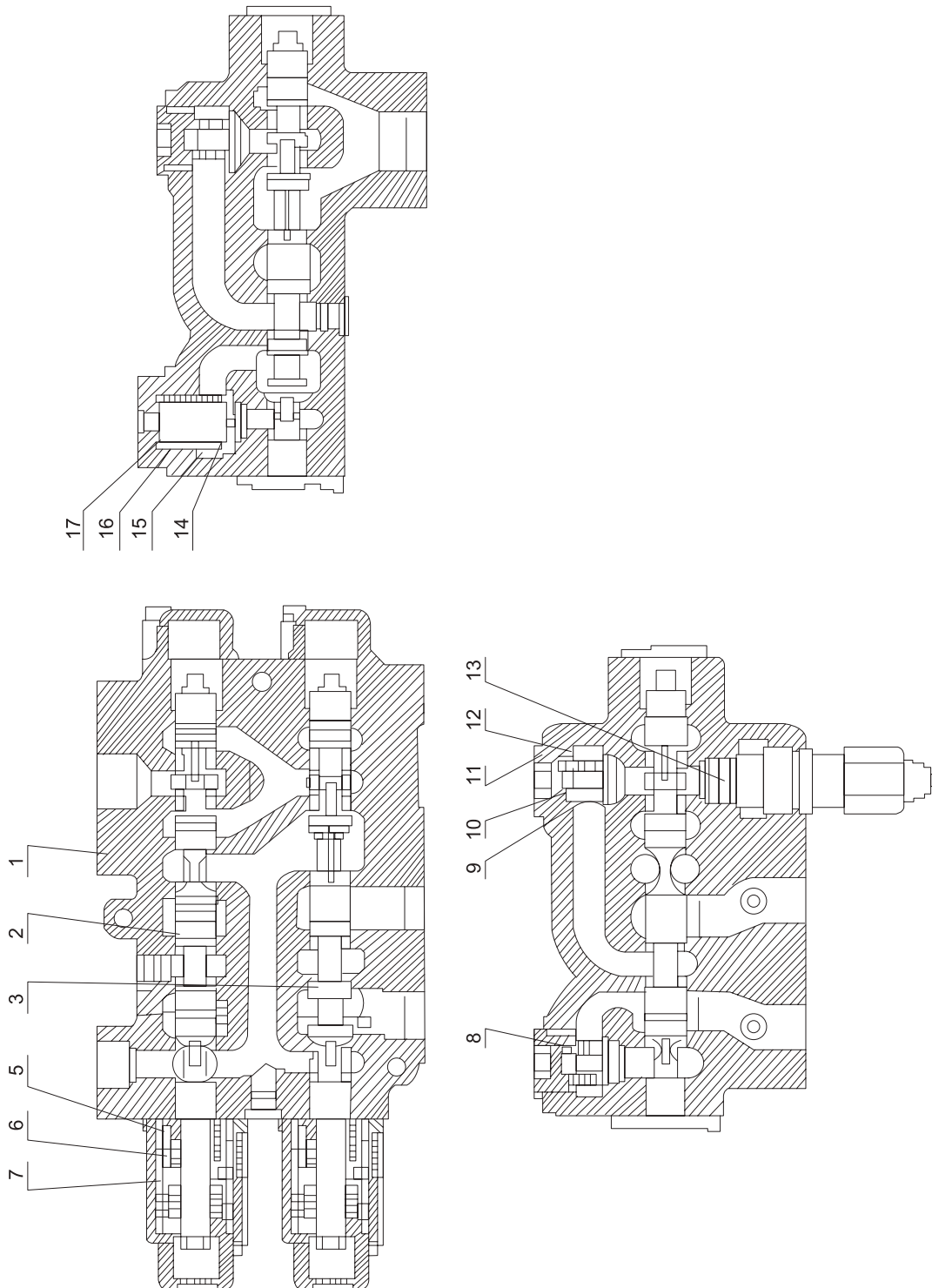
FIG.89 FIG. HYDRAULIC CONTROL MULTIPLE UNIT VALVE



序号 NO.	部件号 PART NO.	零件名称 PART NAME		数量 Q'TY
1	D32-4	阀体	Valve body	1
2	GB1235 50 × 3.1	O形密封圈50 × 3.1	O-seal ring	2
3	D32-1	端盖	End cover	2
4	D32-17	单向阀	Check valve	3
5	D32-16	弹簧	Spring	3
6	GB1235 44 × 3.5	O形密封圈44 × 3.5	O-seal ring	3
7	D32-19	阀盖	Valve cover	3
8	D32-15	补油阀	Slippage valve	1
9	D32-14	弹簧	Spring	1
10	GB1235 50 × 3.1	O形密封圈50 × 3.1	O-seal ring	1
11	D32-13	补油阀盖	Slippage valve cover	1
12	GB1235 45 × 3.1	O形密封圈45 × 3.1	O-seal ring	1
13	D32-11	盖板	Cover board	1
14	GB5783 M20 × 30	螺栓M20 × 30	Bolt	2
15	D32-12a	转斗阀杆	Rotating valve rod	1
16	D32-2a	动臂阀杆	Movable arm valve rod	1
17	D32-21	阀杆接头	Valve rod joint	2
18	D32-6	弹簧座	Spring base	4
19	D32-8	弹簧	Spring	2
20	D32-7	弹簧	Spring	2
21	GB5783 M20 × 20	螺栓 M20 × 20	Bolt	2
22	GB1235 60 × 3.1	O形密封圈60 × 3.1	O-seal ring	2
23	D32-5	端盖	End cover	2
24	D32-3	螺塞	Plug screw	2
25	GB1235 20 × 2.4	O形密封圈20 × 2.4	O-seal ring	2
26	YF08-11-00-19	过载阀	Overload valve	2
27	D32.2a-00-17	安全阀	Safety valve	1

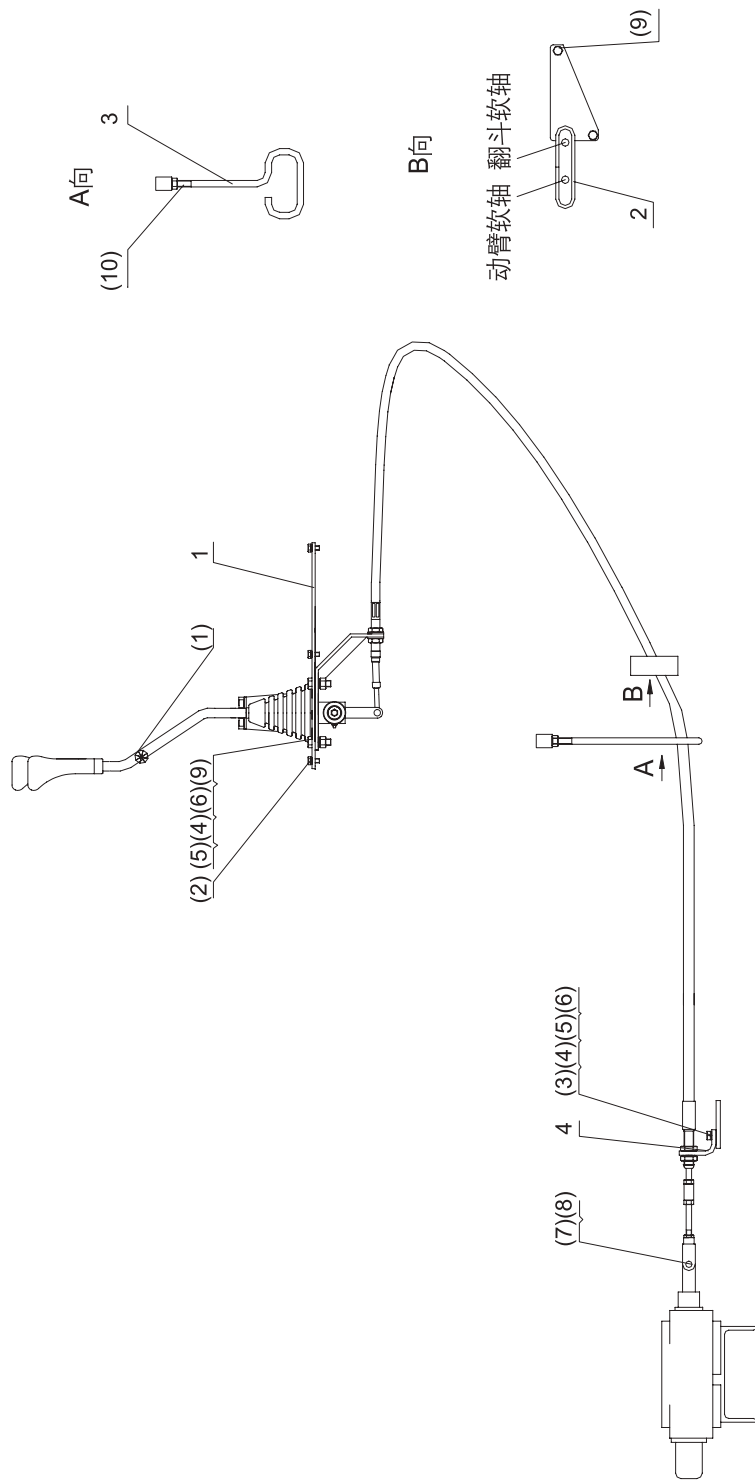
第90图 YDF32液控多路阀

FIG.90 HYDRAULIC CONTROL MULTIPLE UNIT VALVE



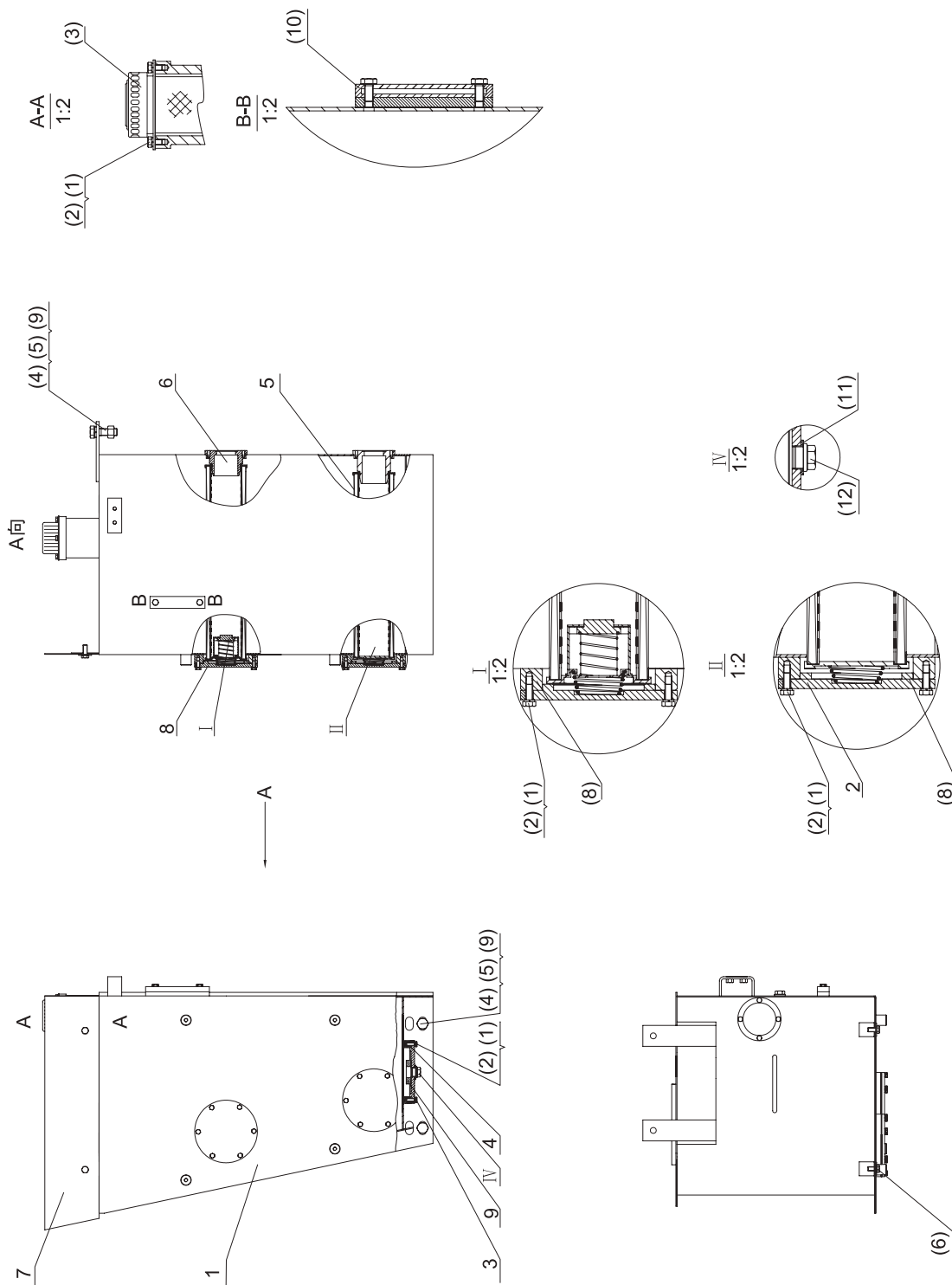
序号 NO.	部件号 PART NO.	零件名称 PART NAME		数量 Q'TY
1	CAT-YDF32.2-01	阀体	Valve body	1
2	CAT-YDF32.2-02	翻斗阀杆	Skip bucket valve rod	1
3	CAT-YDF32.2-03	动臂阀杆	Movable arm valve rod	1
4	CAT-YDF32.2-04	矩形密封圈	Rectangle gasket ring	2
5	CAT-YDF32.2-05	复位弹簧	Return spring	2
6	CAT-YDF32.2-06	弹簧	Spring	2
7	CAT-YDF32.2-07	大端盖	Big end cap	2
8	CAT-YDF32.2-14	轴承	Bearing	3
9	CAT-YDF32.2-15	弹簧	Spring	3
10	CAT-YDF32.2-16	阀芯	Spool	3
11	CAT-YDF32.2-17	堵头	End cap	3
12	GB1235 52 × 3.1	O形密封圈52 × 3.1	O-seal ring	3
13	CAT-YDF32.2-19	安全阀组件	Safety valve unit	1
14	CAT-YDF32.2-20	阀芯	Spool	1
15	CAT-YDF32.2-21	弹簧	Spring	1
16	GB1235 58 × 3.1	O形密封圈58 × 3.1	O-seal ring	1
17	CAT-YDF32.2-23	堵头	End cap	1

第91图 工作阀操纵系统
FIG.91 WORK VALVE CONTROL SYSTEM



序号 NO.	部件号 PART NO.	零件名称 PART NAME		数量 Q'TY
1	ZL50FIII-06101B	操纵杆支座	Control rod bracket	1
2	ZL50FIII-06122	软轴固定套	Flexible shaft fixed sleeve	1
3	ZL50FIII-06123B	软轴吊环	Flexible shaft flying ring	1
4	ZL50FIII-06115A	支架	Bracket	2
(1)	WJ10-12-59	操纵软轴总成(带手柄)	Flexible shaft assy.(with handle)	1
(2)	GB5787 M8×20	螺栓 M8×20	Bolt	6
(3)	GB5787 M10×40	螺栓 M10×40	Bolt	4
(4)	GB6170 M10	螺母M10	Nut	8
(5)	GB95 10	平垫10	Flat washer	8
(6)	GB93 10	弹垫10	Spring washer	8
(7)	GB95 12	平垫12	Flat washer	2
(8)	GB91 2×30	开口销2×30	Cotter pin	2
(9)	GB5787 M10×35	螺栓 M10×35	Bolt	6
(10)	GB6170 M12	螺母M12	Nut	1

第92图 机油箱总成 FIG.92 ENGINE TANK ASSEMBLY



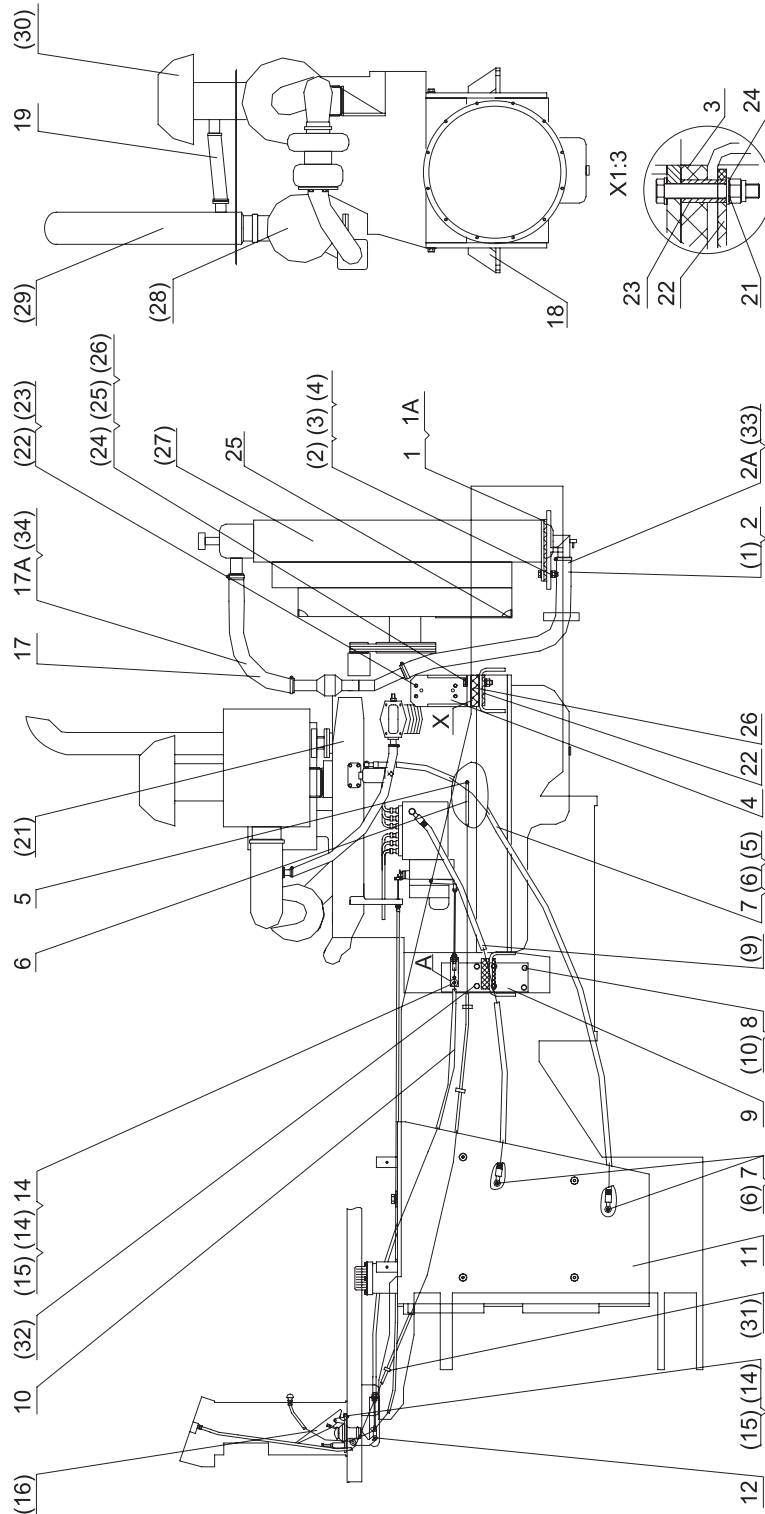
序号 NO.	部件号 PART NO.	零件名称 PART NAME	数量 Q'TY
0	DG956W-06200	机油箱总成 Engine tank assy.	1
1	DG956W-06201	机油箱体 Engine oil tank	1
2	ZL50G2-06202B	滤网顶盖总1 Screen assembly	1
3	ZL50G2-06204D	法兰 Flange	1
4	ZL50G2-06206B	橡胶垫 Rubber pad	1
5	YLX-53	吸油滤清器 Oil suction filter	1
6	YLX-50	回油滤清器 Return filter	1
7	ZL50G2-01207	挡板 Baffle	1
8	ZL50G2-06211B	滤网顶盖总成2 Screen assembly	1
9	ZL30GII-01203	磁铁 Magnet	1
(1)	GB93 8	弹垫8 Spring washer	22
(2)	GB5783 M8 × 20	螺栓 M8 × 20 Bolt	22
(3)	QL-10-00	加油滤清器 Oil filling filter	1
(4)	GB5783 M20 × 40	螺栓 M20 × 40 Bolt	4
(5)	GB93 20	弹垫20 Spring washer	4
(6)	GB5787 M8 × 25	螺栓 M8 × 25 Bolt	2
(8)	GB3452.1 136 × 3.55	O形圈136 × 3.55 O-ring	2
(9)	GB95 20	平垫20 Flat washer	4
(10)	YWZ-127	液位计 Level indicator	1
(11)	JB982 27	组合垫圈27 Combined washer	1
(12)	JB1000 M27 × 2	螺塞 M27 × 2 Plug screw	1



动 力 系 统

POWER SYSTEM

第93图 发动机装置(配潍柴发动机)
 FIG.93 ENGINE DEVICE(FOR WEICHAI ENGINE)

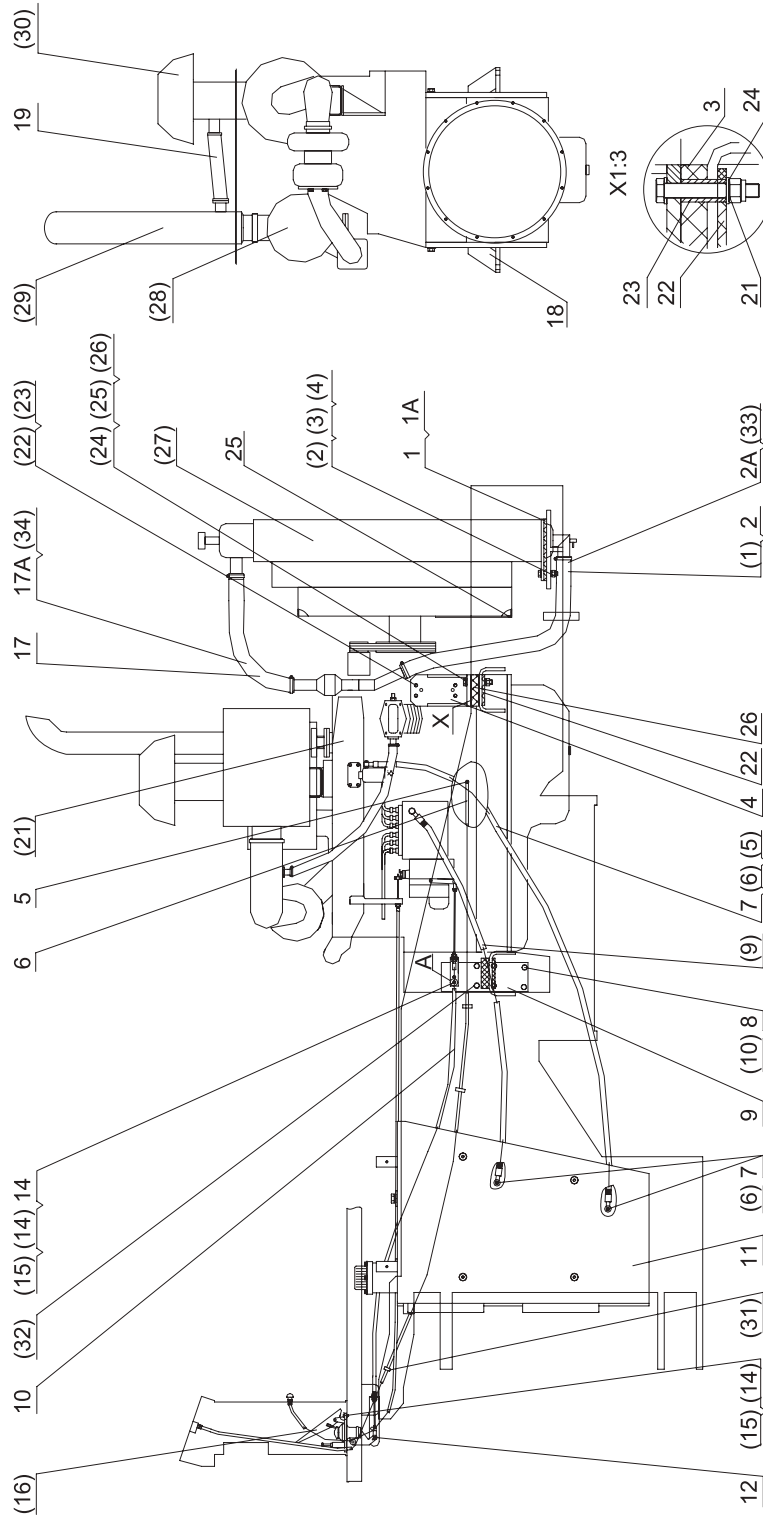


配大水箱时,使用件(33)、(34)。

When match big water tank, please use NO(33)、(34).

序号 NO.	部件号 PART NO.	零件名称 PART NAME	数量 Q'TY
1	ZL50G2-01002	水箱垫	2
1A	DG956W II -01001	水箱垫(配ZL60GT-1C)	2
2	ZL50G3-01002	发动机进水管	1
2A	DG958-01003B	发动机进水管(配 ZL60GT-1C)	1
3	ZL50G2-01004	发动机减震垫	2
4	ZL50G2-01005B	发动机前支座	2
5	ZL50G2-01006	管接头	1
6	DG956WI-01006	测压胶管	1
7	ZL50G2-01007	铰接螺栓	3
8	ZL50G2-01013	螺栓	8
9	ZL50G3-01009A	发动机左前支座	1
10	ZL50G2-01009	油门软轴3000mm	1
11	DG957-01200	燃油箱总成	1
14	ZL50G3-01013	油门支架	1
17	ZL50G2-01015	发动机出水管 $\phi 45 \times 650$	1
17A	DG958-01015B	发动机出水管(配ZL60GT- 1C)	1
18	ZL50G3-01017A	发动机右后支座	1
19	ZL50G3-01018	联接管	1
21	ZL50G2-01023	垫圈	4
22	ZL50G2-01024	发动机减震垫	4
23	ZL50G2-01025	支承套	8
24	ZL50G3-01025	垫圈	4
25	DG958-01030	导风罩板(配ZL60GT-1C)	1
26	ZL50G3-01027	发动机前减震垫	2

第93图 发动机装置(配潍柴发动机)
 FIG.93 ENGINE DEVICE(FOR WEICHAH ENGINE)

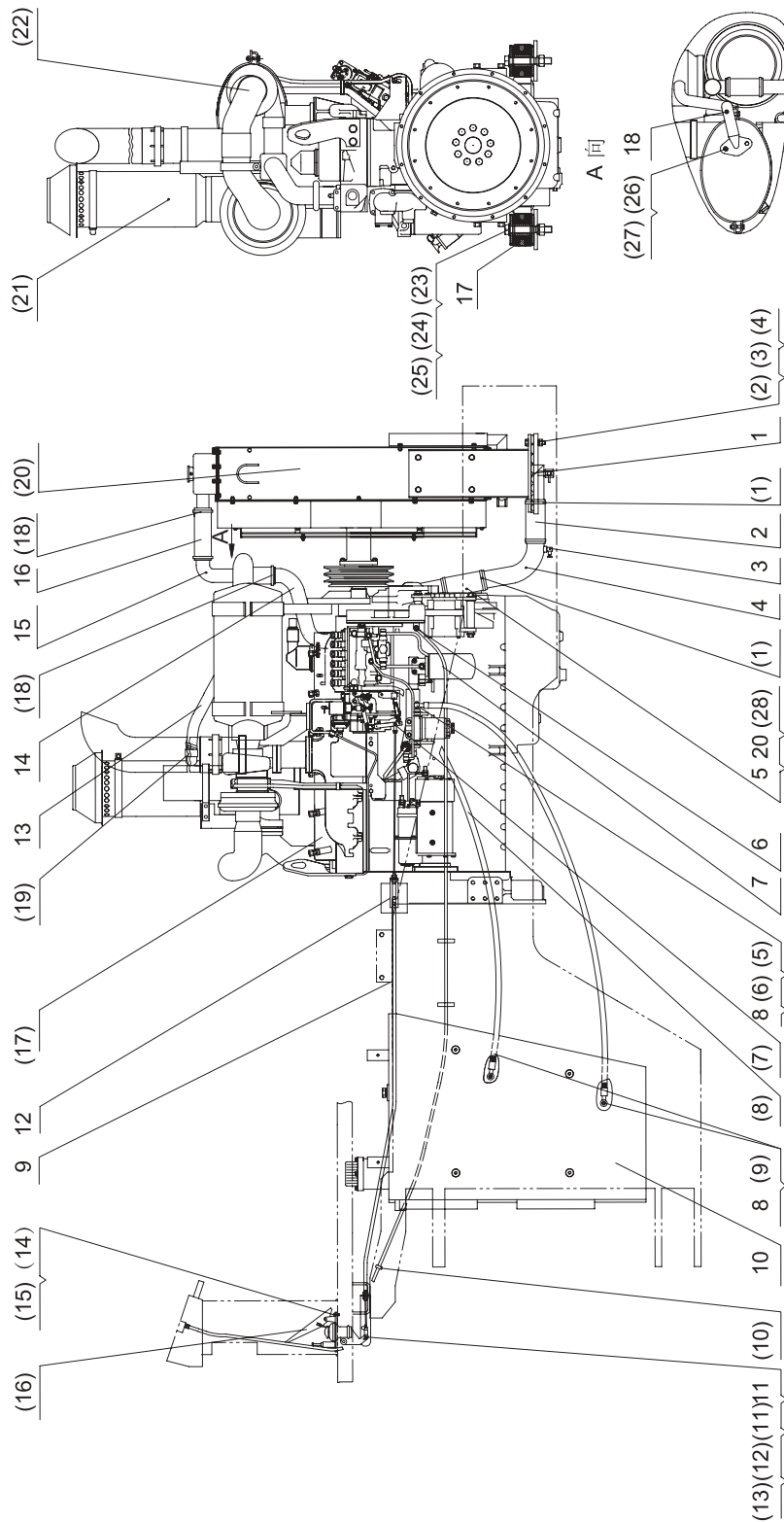


配大水箱时,使用件(33)、(34)。

When match big water tank, please use NO(33)、(34).

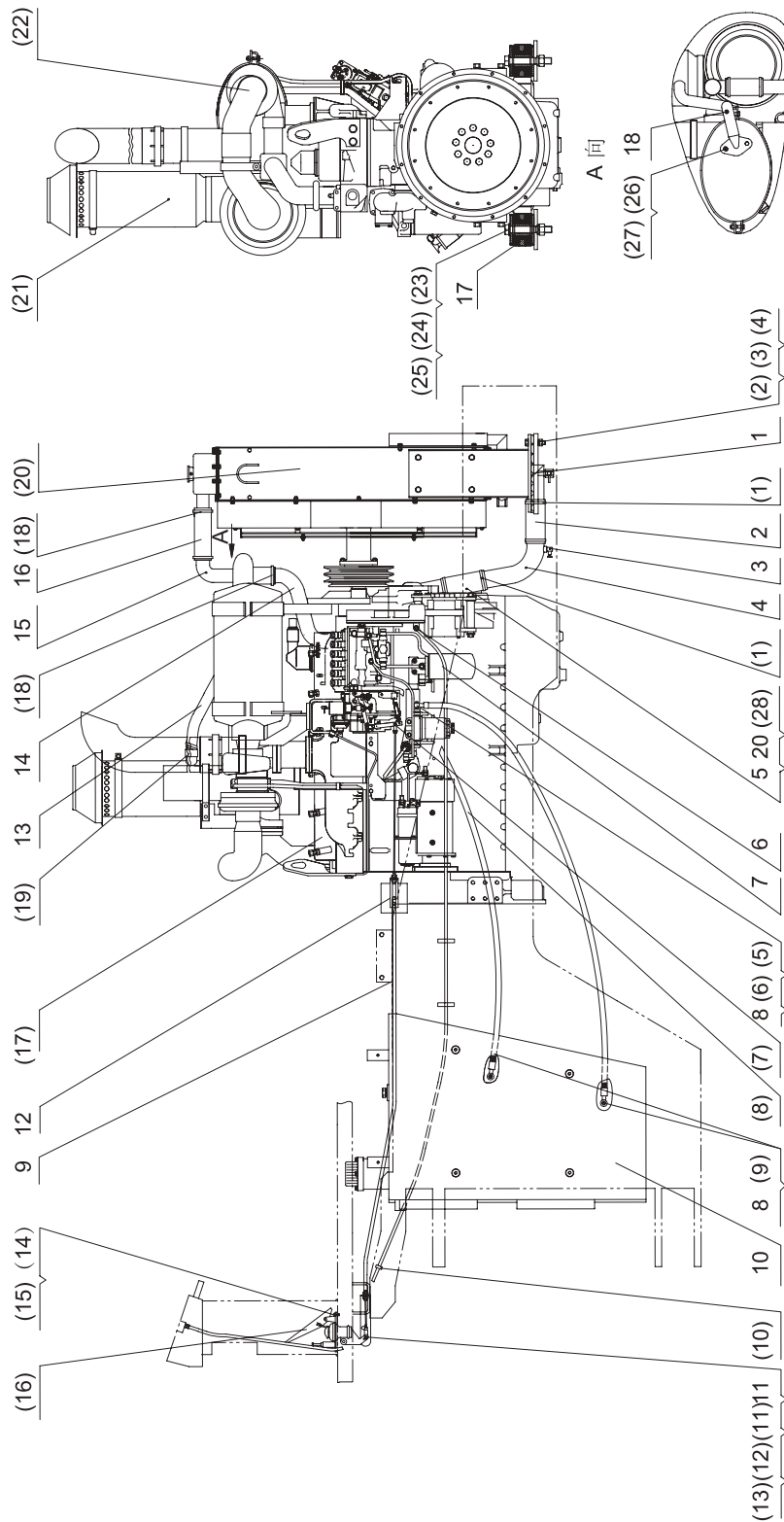
序号 NO.	部件号 PART NO.	零件名称 PART NAME	数量 Q'TY	
(1)	JB3618.1 55~60	双钢丝卡箍55~60	Clamp	4
(2)	GB5782 M14×70	螺栓M14×70	Bolt	4
(3)	GB95 14	平垫14	Flat washer	4
(4)	GB889 M14	螺母M14	Nut	4
(5)	GB3452 10A-A-2100	输油胶管10A-A-2100	Oil transfer hose	1
	GB3452 10A-A-2600	输油胶管10A-A-2600 (配 WD10G220E21)	Oil transfer hose	1
(6)	JB982 14	组合垫圈14	Combined washer	6
(9)	GB3452 10A-A-2100	输油胶管10A-A-2100	Oil transfer hose	1
	GB3452 10A-A-2200	输油胶管10A-A-2200 (配 WD10G220E21)	Oil transfer hose	1
(10)	GB93 14	弹垫14	Spring washer	8
(14)	GB5781 M6×16	螺栓M6×16	Bolt	5
(15)	GB93 6	弹垫6	Spring washer	5
(16)	XZ(QZ)1129001	油门操作阀	Throttle control valve	1
(21)	WD10G220E23	发动机	Engine	1
	WD10G220E21	发动机(配WG180变速箱)	Engine(for WG180)	1
(22)	GB5783 M12×35	螺栓M12×35	Bolt	8
(23)	GB93 12	弹垫12	Spring washer	8
(24)	GB5782 M16×1.5×90	螺栓M16×1.5×90	Bolt	8
(25)	GB95 16	平垫16	Flat washer	8
(26)	GB889 M16×1.5	螺母M16×1.5	Nut	8
(27)	DG50B	水油结合散热器	Water-oil combination radiator	1
	ZL60GT-1C	水油结合散热器(大)	Water-oil combination radiator (big)	1
(28)	WD10G220E23-xsq	消声器	Muffler	1
(29)	WD10G220E23-pqg	排气管	Exhaust pipe	1
(30)	WD10G220E23-klq	空滤器	Air filter	1
(31)	D2900-20000	可松开式扎带200×8	Clamp	3
(32)	GB73 M14×1.5×12	顶丝 M14×1.5×12	Screw	4
(33)	JB3618.1 75~80	双钢丝卡箍70~75	Clamp	1
(34)	JB3618.1 60~65	双钢丝卡箍60~65	Clamp	1

第94图 发动机装置(配上柴SC11CB220G2B1发动机)
 FIG.94 ENGINE DEVICE(FOR SHANGCHAI ENGINE)



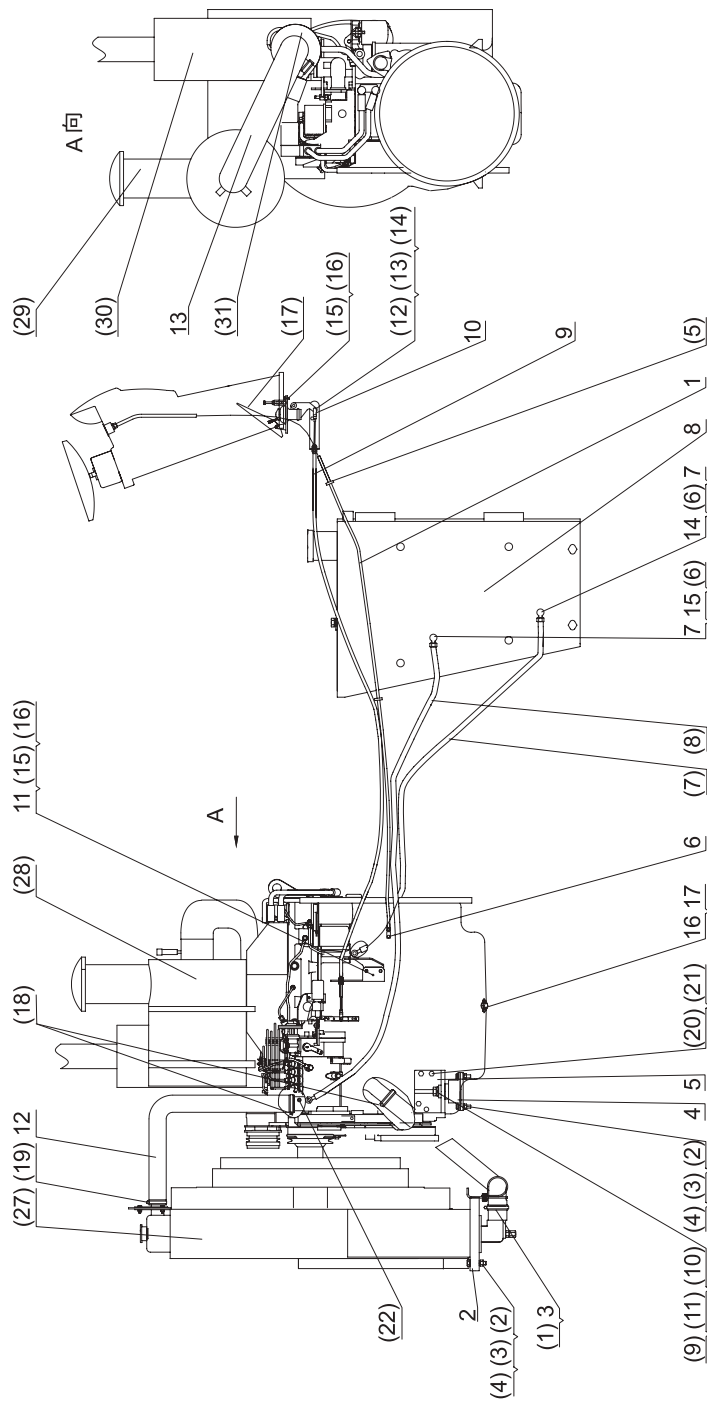
序号 NO.	部件号 PART NO.	零件名称 PART NAME	数量 Q'TY
1	DG956W II -01001	水箱垫 Water tank pad	2
2	DG956A-01002	发动机进水管 I Φ 64-150 Engine inlet hose	1
3	DG956A-01003	放水开关 Water release switch	1
4	DG956A-01004	吸水钢管 Suction water steel pipe	1
5	DG956A-01005	吸水胶管 II Φ 64-200 Suction water steel pipe	1
6	ZL50G2-01006	管接头 Pipe joint	1
7	DG956WI-01006	测压胶管 Manometry hose	1
8	ZL50G2-01007	铰接螺栓 Joint bolt	1
9	DG956A-01009	油门软轴 Throttle flexible shaft	1
10	DG957-01200	燃油箱总成 Fuel tank assembly	1
11	ZL50G2-01010	联结叉 Connect fork	1
12	DG956A-01012	油门支架 Throttle bracket	1
13	DG956A-01013	尾气引射胶管 Offgas injection hose	1
14	DG956A-01014	发动机出水管 I Φ 51-250 Engine outlet pipe	1
15	DG956A-01015	发动机出水管 Engine outlet steel pipe	1
16	DG956A-01016	发动机出水管 II Φ 51-250 Engine outlet pipe	1
17	DG956A-01017	发动机减震垫 Engine damp pad	2
18	DG956A-01018	尾气引射钢管总成 Offgas injection steel pipe assembly	1
20	DG956WII-01021	接管(配CB0234) Connection tube(for CB0234)	1

第94图 发动机装置(配上柴SC11CB220G2B1发动机)
 FIG.94 ENGINE DEVICE(FOR SHANGCHAI ENGINE)



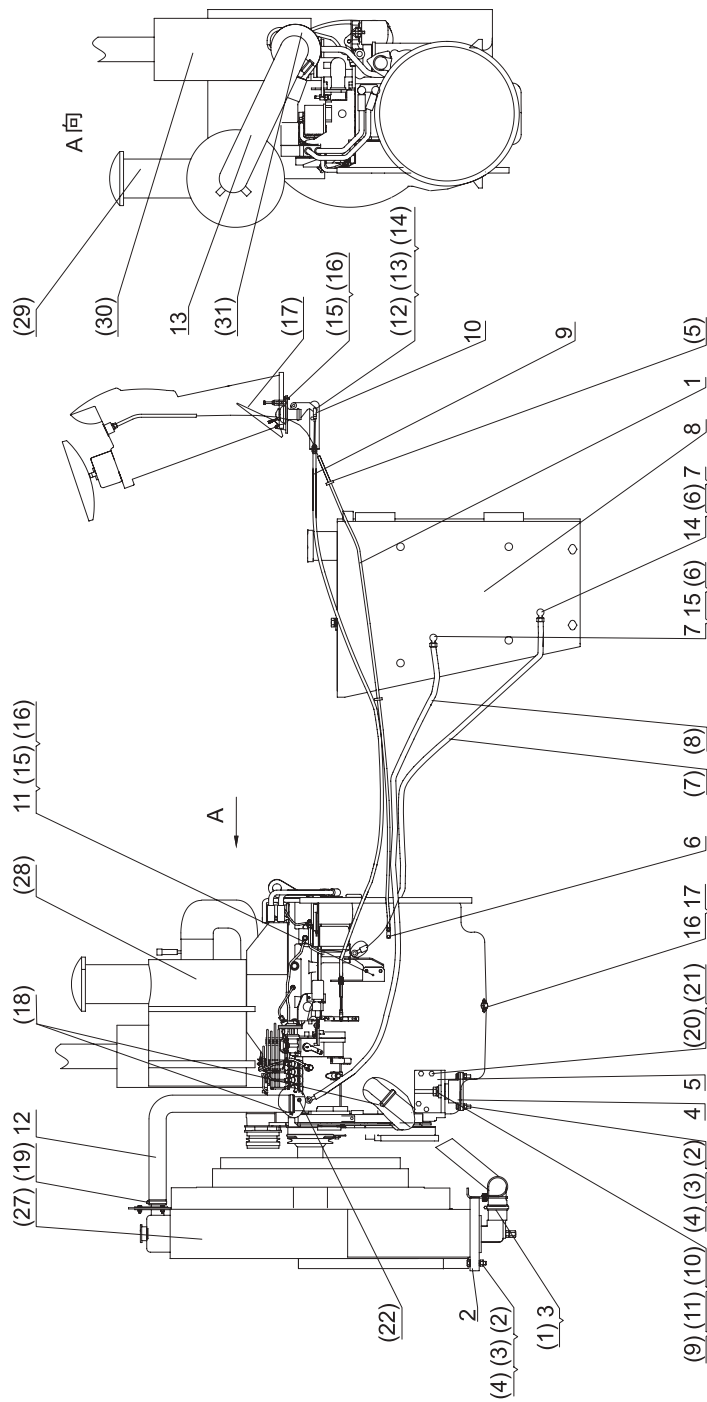
序号 NO.	部件号 PART NO.	零件名称 PART NAME		数量 Q'TY
(1)	SC11CB220G2B1-dkg	大卡箍	Big clamp	4
(2)	GB5782 M14 × 55	螺栓M14 × 55	Bolt	4
(3)	GB95 14	平垫14	Flat washer	4
(4)	GB889 M14	螺母M14	Nut	4
(5)	GB3452 10A-A-2000	输油胶管 10A-A-2000	Oil transfer hose	1
(6)	SC11CB220G2B1-tdq	铜垫圈14	Copper washer	2
(7)	GB6170 M6	螺母M6	Nut	1
(8)	D00-241-01+B	输油胶管	Oil transfer hose	1
(9)	JB982 14	组合垫圈14	Combined washer	4
(10)	D2900-20000	可松开式扎带200 × 8	Clip	3
(11)	GB882 B6 × 20	销轴 B6 × 20	Pin	1
(12)	GB91 2 × 20	开口销2 × 20	Splint pin	1
(13)	GB95 6	垫圈6	washer	1
(14)	GB5781 M6 × 16	螺栓 M6 × 16	Bolt	5
(15)	GB93 6	弹垫 6	Spring washer	5
(16)	XZ(QZ)1129001	油门操作阀	Accelerator control valve	1
(17)	SC11CB220G2B1	发动机(CB0235)	Engine	1
	SC11CB220G2B1	发动机(CB0234)	Engine	1
(18)	SC11CB220G2B1-xkg	小卡箍	Smale clamp	4
(19)	SC11CB220G2B1-gkg	管卡箍	Pipe clamp	2
(20)	ZL60GT-1C	水油结合散热器	Radiator	1
(21)	SC11CB220G2B1-klq	空滤器	Air filter	1
(22)	SC11CB220G2B1-xsq	消声器	Muffler	1
(23)	GB5782 M24 × 160	螺栓 M24 × 160	Bolt	2
(24)	GB93 24	垫圈14	Washer	2
(25)	GB6170 M24	螺母M24	Nut	4
(26)	GB5783 M8 × 25	螺栓 M8 × 25	Bolt	2
(27)	GB93 8	弹簧垫圈8	Spring washer	2
(28)	JB3618.1 75~80	双钢丝卡箍75~80	Clamp	2

第95图 发动机装置(配康明斯6CTA8.3-C215发动机)
 FIG.95 ENGINE DEVICE(FOR CUMMINS ENGINE)



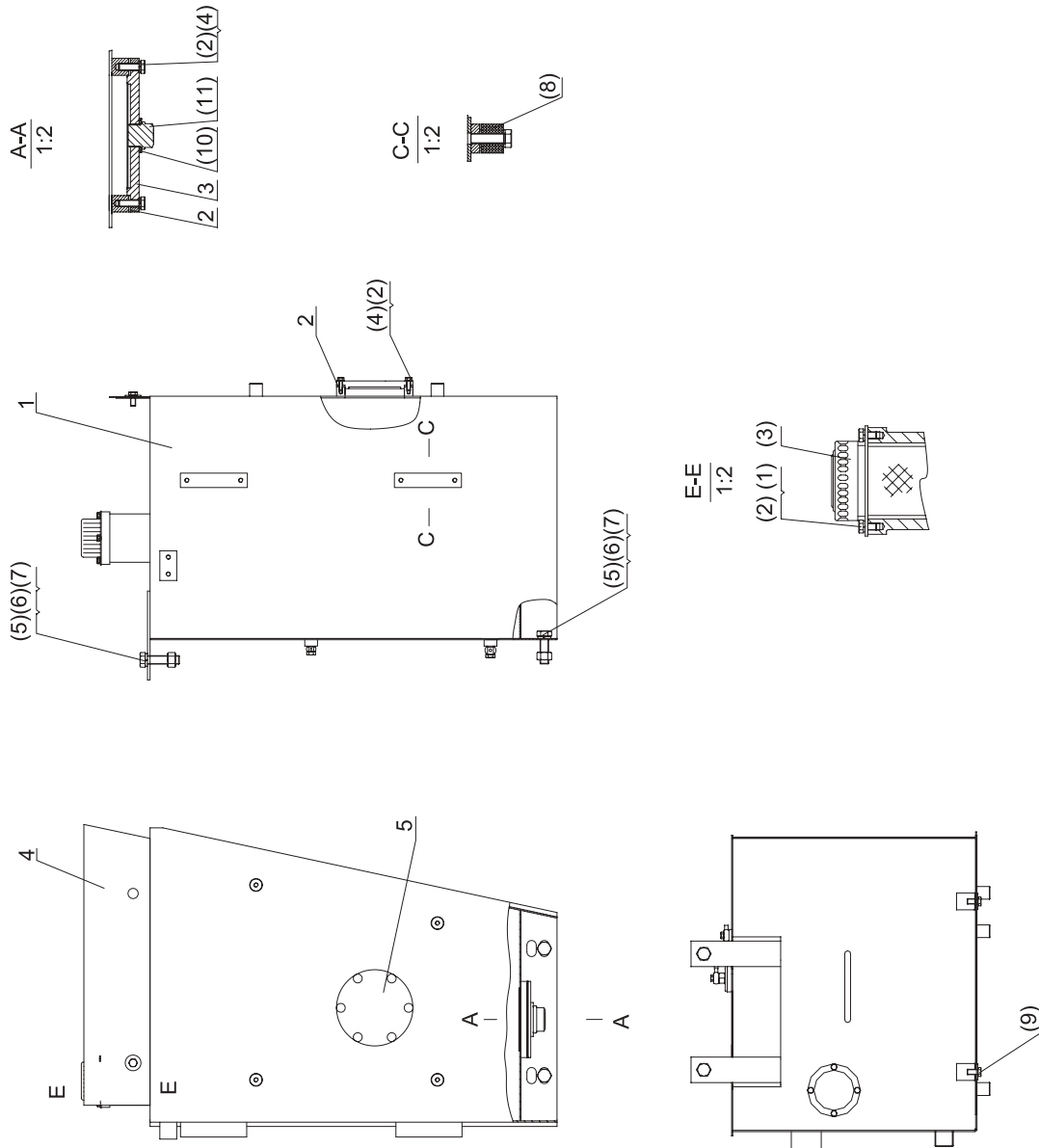
序号 NO.	部件号 PART NO.	零件名称 PART NAME	数量 Q'TY
1	DG956WI-01006	测压胶管 Manometry hose	1
2	DG956W II -01001	水箱垫 Water tank pad	2
3	DG956W IV-01003A	发动机进水管 Engine inlet pipe	1
4	DG956W IV-01004	发动机悬置软垫 Engine shock pad	2
5	DG956W IV-01005	发动机前支座 Engine front bracket	2
6	DG956W IV-01006	管接头 Pipe joint	1
7	DG956W IV-01007	铰接螺栓 Joint bolt	2
8	DG957-01200	燃油箱总成 Fuel tank assembly	1
9	DG956W IV-01009A	油门软轴 Throttle flexible shaft	1
10	ZL50G2-01010	联结叉 Connect fork	2
11	DG956W IV-01011	油门支架 Throttle bracket	1
12	DG956W IV-01013A	发动机出水管 Engine outlet pipe	1
13	DG956W IV-01014	联结管 Connect pipe	1
14	DG956W IV-01015C	接头体 Joint	1
15	DG956W IV-01017A	接头体 Joint	1
16	DG956W IV-01018	铰接螺栓 Joint bolt	1
17	DG956W IV-01019	放油管 Outlet oil pipe	1

第95图 发动机装置(配康明斯6CTA8.3-C215发动机)
 FIG.95 ENGINE DEVICE(FOR CUMMINS ENGINE)



序号 NO.	部件号 PART NO.	零件名称 PART NAME	数量 Q'TY
(1)	JB3618.1 75~80	双钢丝卡箍75~80 Clamp	1
(2)	GB5782 M14x50	螺栓 M14x50 Bolt	8
(3)	GB95 14	垫圈14 Washer	8
(4)	GB889 M14	螺母M14 Nut	8
(5)	D2900-20000	可松开锁式扎带 200×8 Clamp	3
(6)	JB982 14	组合垫圈14 Combined washer	2
(7)	GB3452 12B-B-1750	进油管 12B-B-1750 Oil inlet pipe	1
(8)	GB3452 8B-B-3000	回油管8B-B-3000 Oil outlet pipe	1
(9)	GB93 22	弹垫22 Spring washer	2
(10)	GB5783 M22×60	螺栓M22×60 Bolt	2
(11)	GB95 22	垫圈 22 Washer	2
(12)	GB882 6×20	销轴6×20 Pin	2
(13)	GB91 2×20	开口销2×20 Pin	2
(14)	GB95 6	垫圈6 Washer	2
(15)	GB5781 M6x16	螺栓M6x16 Bolt	5
(16)	GB93 6	弹垫 6 Spring washer	5
(17)	XZ(QZ)1129001	油门操作阀 Throttle control valve	1
(18)	JB3618.1 70~75	双钢丝卡箍70~75 Clamp	2
(19)	JB3618.1 60~65	双钢丝卡箍60~65 Clamp	1
(20)	GB5782 M12x1.75	螺栓M12x1.75 Bolt	8
(21)	GB93 12	垫圈12 Washer	8
(22)	JC1084 ZG1/8"	螺塞ZG1/8" Plug screw	1
(27)	ZL60GT-AC	水油结合散热器 Radiator	1
(28)	6CTA8.3-C215	柴油机 Engine	1
(29)	6CTA8.3-C215-klq	空滤器 Air filter	1
(30)	6CTA8.3-C215-pqg	排气管 Exhaust pipe	1
(31)	6CTA8.3-C215-xsq	消声器 Muffler	1

第96图 燃油箱总成
FIG.96 FUEL TANK ASSEMBLY



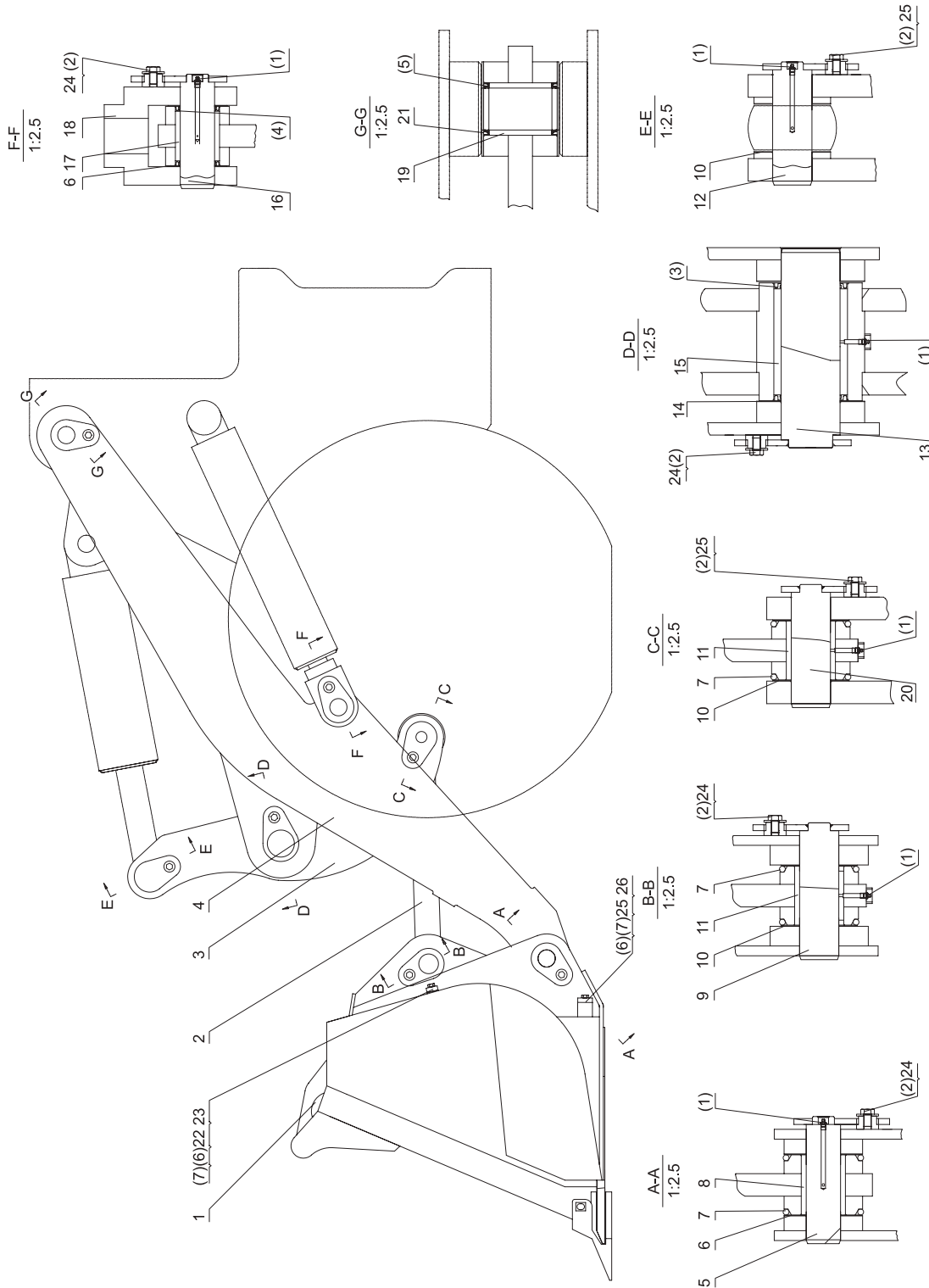
序号 NO.	部件号 PART NO.	零件名称 PART NAME		数量 Q'TY
0	DG957-01200	燃油箱总成	Fuel tank assy.	1
1	DG957-01201	燃油箱体	Fuel oil tank	1
2	ZL50G2-06206B	橡胶垫	Rubber pad	2
3	ZL50G2-06204D	法兰	Flange	1
4	ZL50G2-01207	挡板	Baffle	1
5	DG953-01205	盘	Ring flange	1
(1)	GB5781 M8 × 16	螺栓M8 × 16	Bolt	4
(2)	GB93 8	弹垫8	Spring washer	16
(3)	QL-10-00	加油滤清器	Oil filling filter	1
(4)	GB5783 M8 × 20	螺栓M8 × 20	Bolt	12
(5)	GB5783 M20 × 40	螺栓M20 × 40	Bolt	4
(6)	GB93 20	弹垫20	Spring washer	4
(7)	GB95 20	平垫20	Flat washer	4
(8)	YWZ-127	液位计	Level indicator	2
(9)	GB5787 M8 × 25	螺栓M8 × 25	Bolt	2
(10)	JB982 27	组合垫圈27	Combined washer	1
(11)	JB1000 M27 × 2	螺塞M27 × 2	Plug screw	1



工 作 装 置 及 车 架

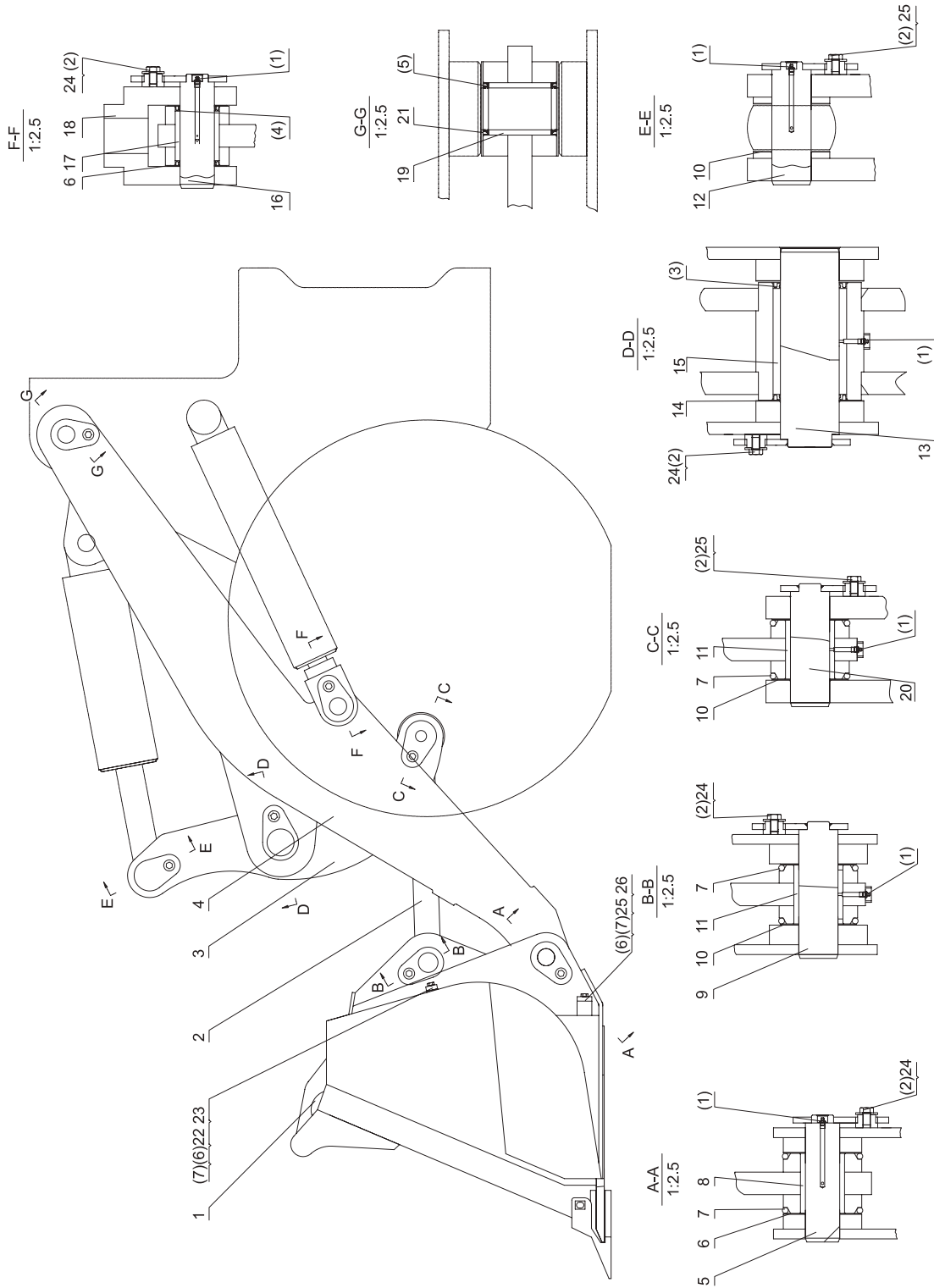
WORKING DEVICE & FRAME

第97图 工作装置总成 FIG.97 WORK DEVICE ASSEMBLY



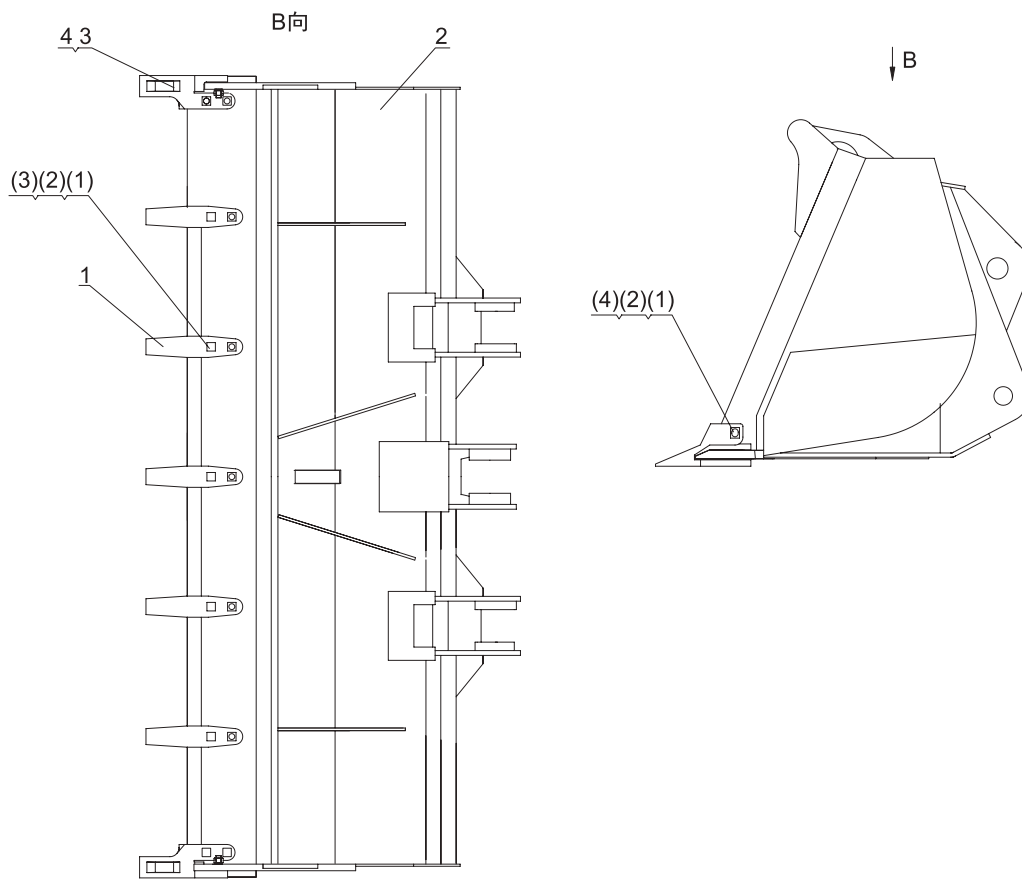
序号 NO.	部件号 PART NO.	零件名称 PART NAME	数量 Q'TY	
1	ZL50G2-B11100D	铲斗(标准)	Bucket(standard)	1
	ZL50G2-C11100	铲斗(2.5m³)	Bucket	1
	ZL50G2-11100MD	煤斗	Coal bucket	1
	ZL50G2-A11100YD	岩石斗	Rock bucket	1
2	ZL50G2-11200A	连杆	Connecting rod	1
	ZL50JG2-11200	连杆(加长臂,长臂金刚用)	Connecting rod(for extend arm and long arm)	1
3	ZL50G2-11300D	摇臂	Rocker arm	1
	ZL50JG2-11300D	摇臂(加长臂,长臂金刚用)	Rocker arm(for extend arm and long arm)	1
4	ZL50G2-11400D	动臂	Movable arm	1
	ZL50JG2-11400D	动臂(加长臂用)	Movable arm(for extend arm)	1
	DG956H-11400D	动臂(长臂金刚用)	Movable arm(for long arm)	1
5	ZL50G2-11500D	轴总成	Shaft assembly	2
6	ZL50G2-11000-1	调整垫片	Adjusting gasket	8
7	ZL50G2-11000-2	防尘圈	Scraper seal	8
8	ZL50G2-11000-3A	铲斗动臂衬套	Bushing	2
9	ZL50G2-11600D	轴总成	Shaft assembly	1
10	ZL50G2-11000-4	调整垫片	Adjusting gasket	12
11	ZL50G2-11000-5B	铲斗拉杆销衬套	Bushing	2
12	ZL50G2-11700D	轴总成	Shaft assembly	1
13	ZL50G2-11800D	轴总成	Shaft assembly	1
14	ZL50G2-11000-6	调整垫片	Adjusting gasket	4
15	ZL50G2-11000-7B	摇臂主销衬套	Bushing	1
16	ZL50G2-11900D	轴总成	Shaft assembly	2
17	ZL50G2-11000-8	动臂中销衬套	Bushing	2
18	ZL50G2-11000-9D	举升缸叉头	Lifting cylinder clevis	2
19	ZL50G2-11000-10	动臂后销衬套	Bushing	2
20	ZL50G2-11010D	轴总成	Shaft assembly	1
21	ZL50G2-11000-12	调整垫	Adjusting gasket	2
22	ZL50G2-11000-13	压板	Press board	3
23	ZL50G2-11000-14	调整垫	Adjusting gasket	1组
24	DG953-11005	垫圈	Washer	8
25	ZL50G2-A11125Y	调整垫	Adjusting gasket	1组
26	ZL50G2-A11126Y	压板	Press board	3

第97图 工作装置总成 FIG.97 WORK DEVICE ASSEMBLY



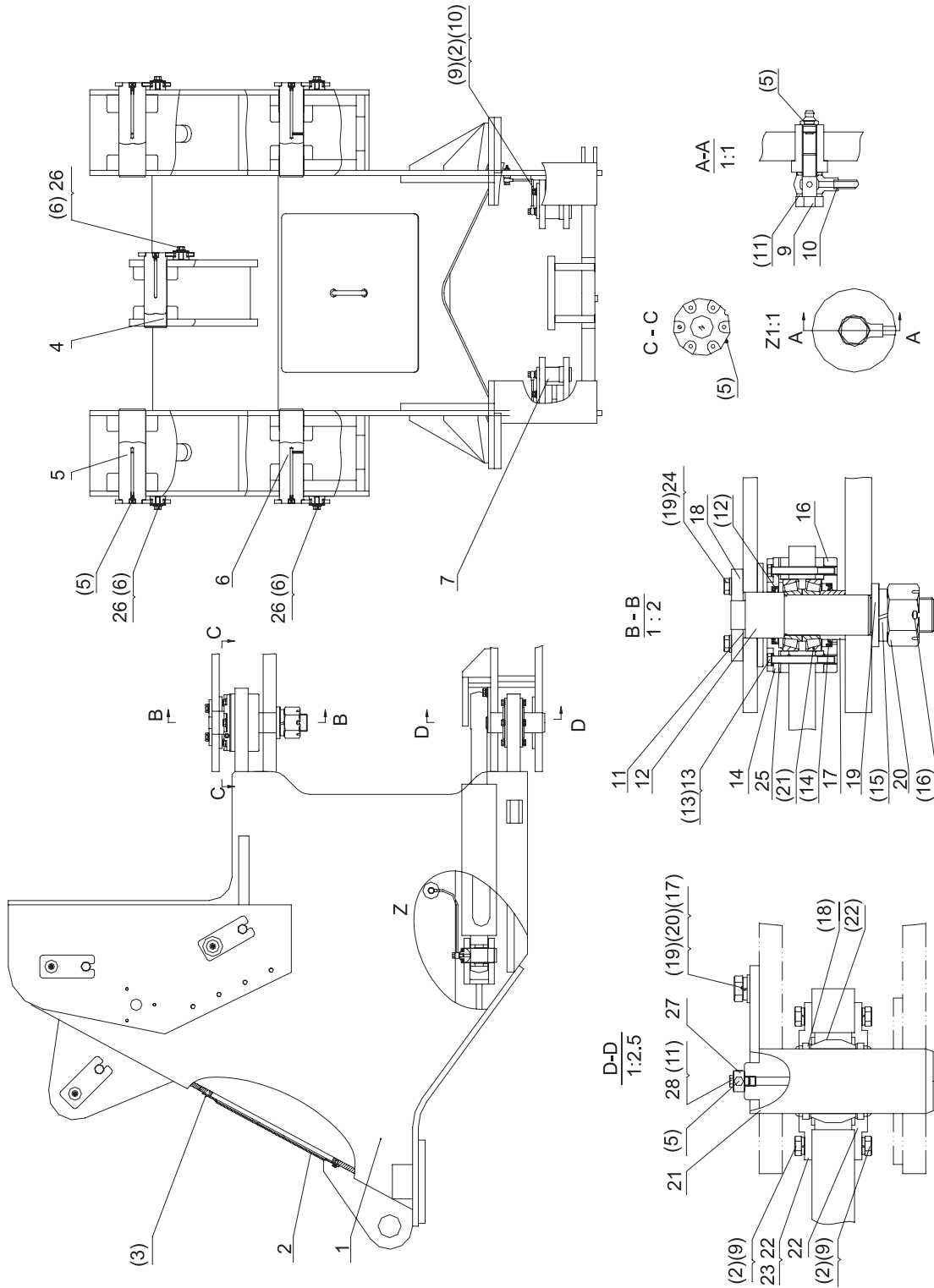
序号 NO.	部件号 PART NO.	零件名称 PART NAME		数量 Q'TY
(1)	GB1152 M10×1	油杯 M10×1	Oil cup	8
(2)	GB5783 M16×30	螺栓 M16×30	Bolt	8
(3)	HG4-692 PD120×150×14	油封 PD120×150×14	Oil seal	2
(4)	HG4-692 PD70×90×12	油封 PD70×90×12	Oil seal	4
(5)	DG953-11-FCQ-04	油封 PD95×110×10	Oil seal	4
(6)	GB5783 M16×50	螺栓 M16×50	Bolt	4
(7)	GB93 16	弹垫16	Spring washer	4

第98图 铲斗总成
FIG.98 BUCKET ASSEMBLY



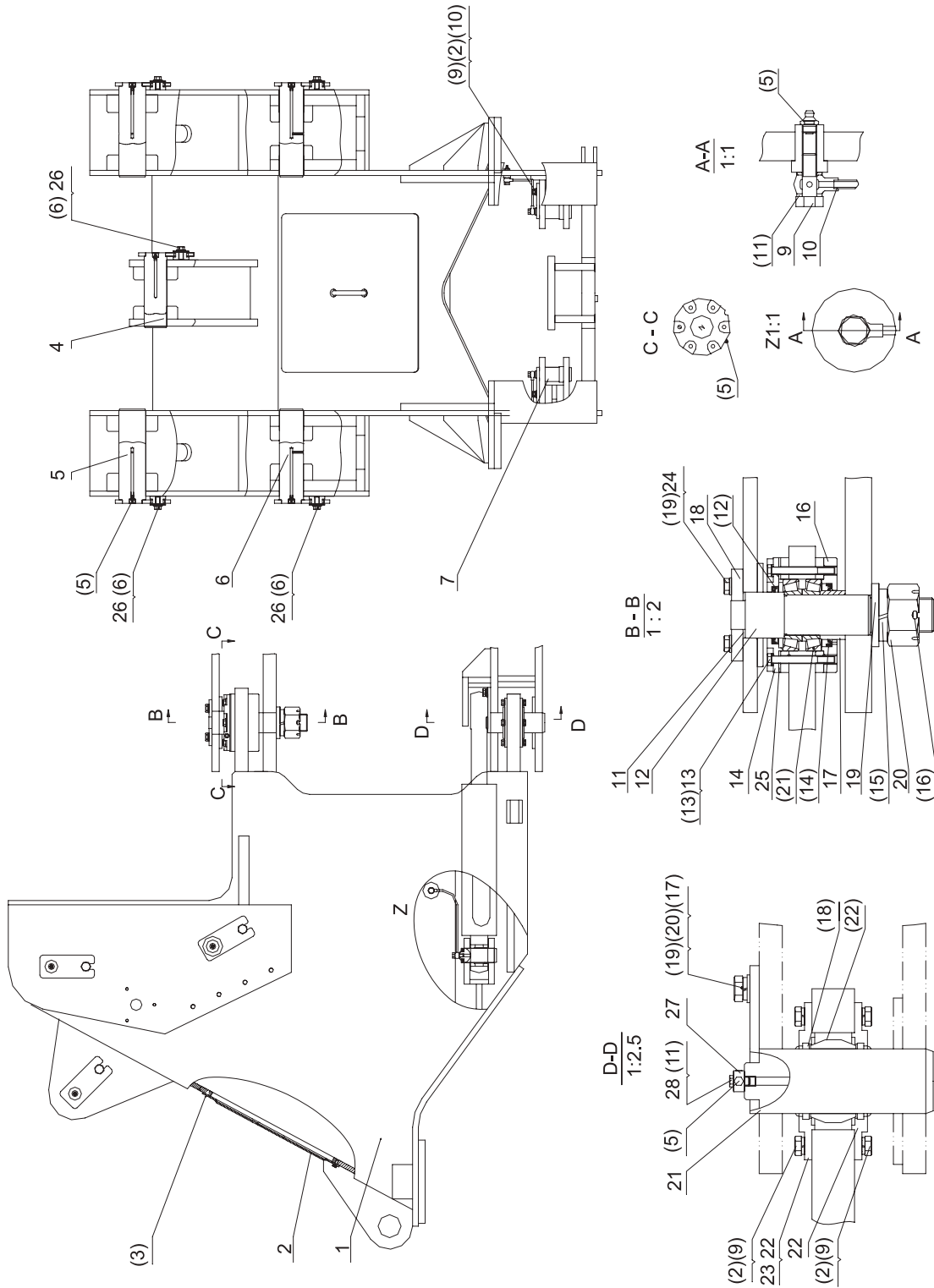
序号 NO.	部件号 PART NO.	零件名称 PART NAME		数量 Q'TY
1	ZL50G2-11100-1A	中间斗齿	Mid-bucket teeth	5
2	ZL50G2-B11100D	铲斗(标准)	Bucket(standard)	1
	ZL50G2-C11100	铲斗(2.5m³)	Bucket	1
3	ZL50G2-11100-2A-R	角斗齿(右)	Corner bucket teeth(R)	1
	ZL50G2-11100-2A-L	角斗齿(左)	Corner bucket teeth(L)	1
4	ZL50G2-11100-3	调整垫	Adjusting gasket	1组
(1)	GB93 20	弹垫20	Spring washer	16
(2)	GB6172 M20	螺母M20	Nut	16
(3)	GB8 M20 × 75	方头螺栓M20 × 75	Bolt	14
(4)	GB8 M20 × 65	方头螺栓M20 × 65	Bolt	2

第99图 前车架总成
FIG.99 FRONT FRAME ASSEMBLY



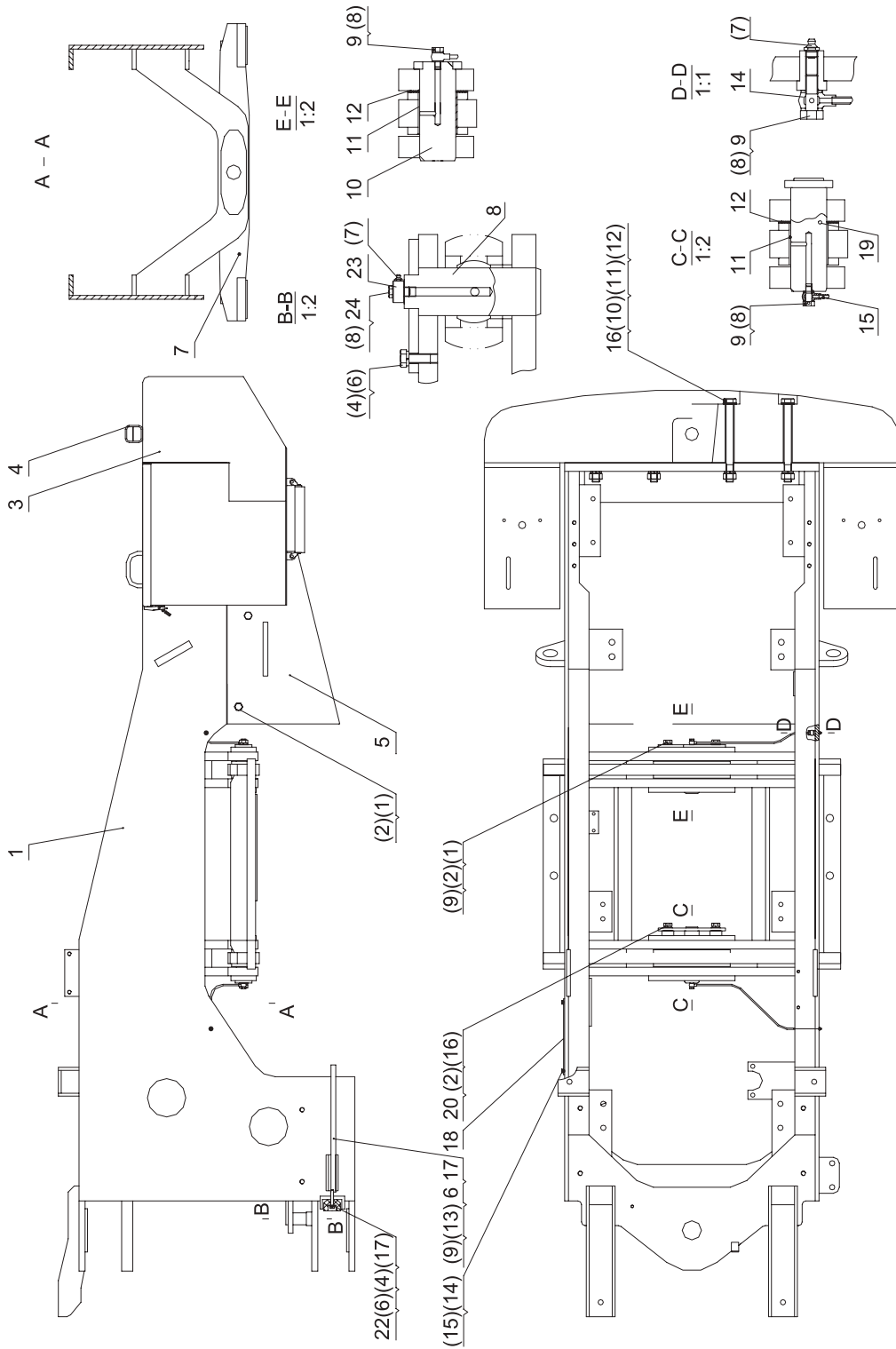
序号 NO.	部件号 PART NO.	零件名称 PART NAME	数量 Q'TY
1	ZL50FIII(A)-09100A	前车架(配机械操纵)	1
	ZL50G2(A)-09100A	前车架(配先导操纵)	1
2	ZL50G2-09001A	小盖板	1
4	ZL50G2-09300D	翻斗缸后销轴总成	1
5	ZL50G2-09400D	动臂后销轴总成	2
6	ZL50G2-09500D	举升缸后销轴总成	2
7	ZL50G2-09600	转向缸前销轴总成	2
9	ZL50G2-09003	铰接螺栓	4
10	ZL50G2-09700A	前转向润滑油管	2对称
11	ZL50FIII(A)-09004	调整垫	1
12	ZL50FIII(A)-09005	上铰接轴	1
13	ZL50FIII(A)-09006	垫圈	6
14	ZL50FIII(A)-09007	轴承盖	1
16	ZL50FIII(A)-09009	轴承座	1
17	ZL50FIII(A)-09010	隔套	1
18	ZL50FIII(A)-09011	压板	1
19	ZL50G2-09007A	盘	1
20	ZL50G2-09008	开槽螺母	1
21	ZL50G2-09900	下铰接轴总成	1
22	ZL50G2-09009	下铰接轴承盖	2
23	ZL50G2-09010	垫子	1
24	ZL50FIII(A)-09016	垫圈	4
25	ZL50FIII(A)-09017	调整垫	6
26	DG953-11005	垫圈	5
27	DG930A-09005	丝座	1
28	DG930A-09006	铰接螺栓	1

第99图 前车架总成
FIG.99 FRONT FRAME ASSEMBLY



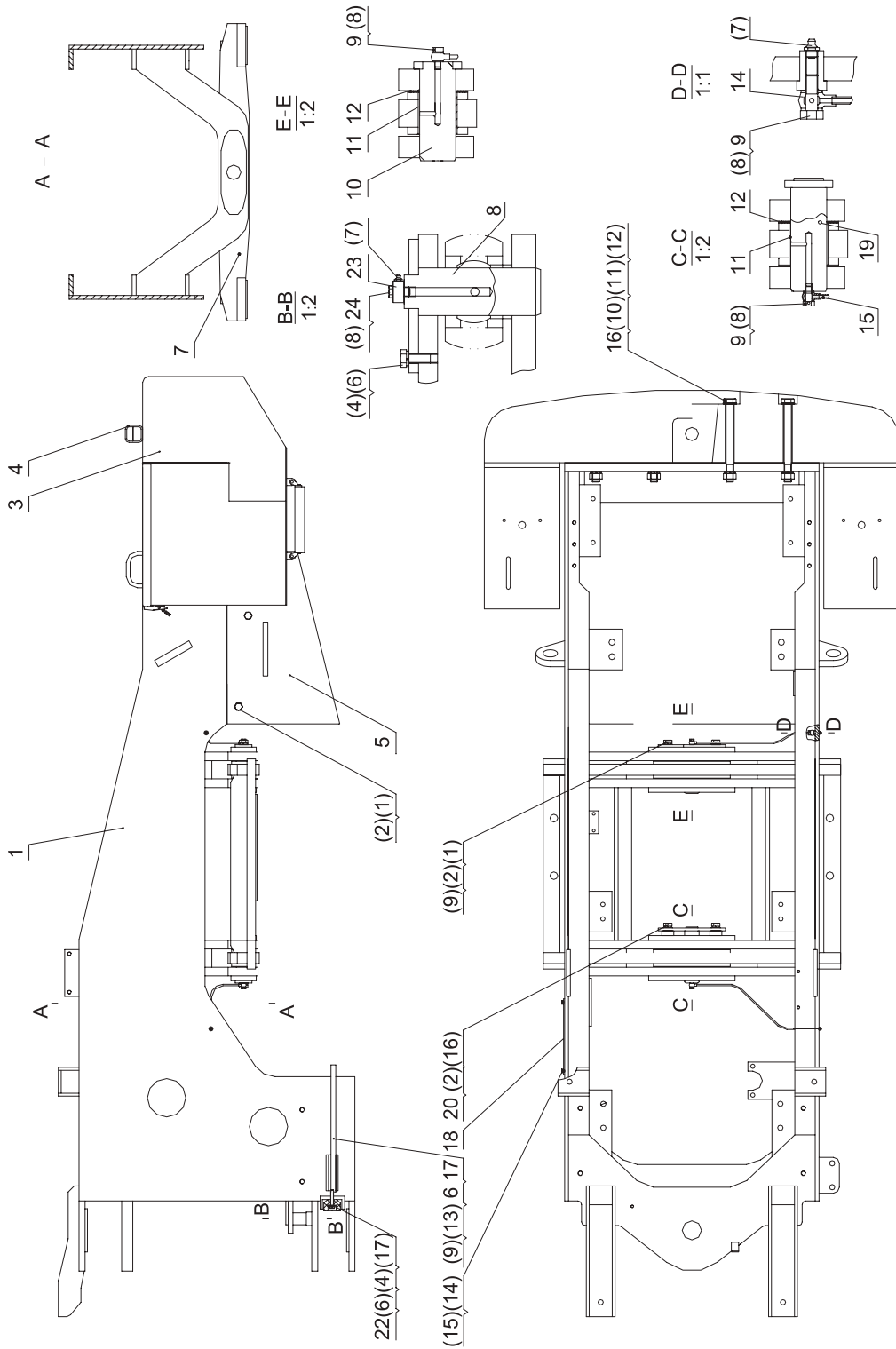
序号 NO.	部件号 PART NO.	零件名称 PART NAME		数量 Q'TY
(2)	GB93 12	弹垫12	Spring washer	26
(3)	GB5787 M8×20	螺栓 M8×20	Bolt	6
(5)	GB1152 M10×1	油杯 M10×1	Oil cup	10
(6)	GB5783 M16×30	螺栓 M16×30	Bolt	5
(9)	GB5783 M12×30	螺栓 M12×30	Bolt	26
(10)	GB95 12	垫圈12	Washer	2
(11)	JB982 10	组合垫圈10	Combined washer	13
(12)	GB9877.1 B80×100×10	唇形密封圈 B80×100×10	Seal ring	1
(13)	GB5782 M12×110	螺栓 M12×110	Bolt	6
(14)	GB9877.1 B85×110×12	唇形密封圈 B85×110×12	Seal ring	1
(15)	GB93 48	弹垫48	Spring washer	1
(16)	GB91 6.3×90	开口销6.3×90	Cotter pin	1
(17)	GB95 16	垫圈16	Washer	1
(18)	SJM03-1 70	防尘圈70	Dust ring	2
(19)	GB5783 M16×40	螺栓M16×40	Bolt	5
(20)	GB93 16	弹垫16	Spring washer	1
(21)	GB297 7514E	圆锥滚子轴承7514E	Bearing	2
(22)	GB304.5 GE70ES	关节轴承GE70ES	Joint bearing	1

第100图 后车架总成
FIG.100 REAR FRAME ASSEMBLY



序号 NO.	部件号 PART NO.	零件名称 PART NAME	数量 Q'TY
1	ZL50FIII(A)-10100	车架体	1
3	ZL50G2-10001D	配重铁	1
4	ZL50G2-10002	牵引销	1
5	ZL50G2-10300A	防护罩	1
6	ZL50G2-10012	销轴	2
7	ZL50G2-10400	副车架	1
8	ZL50G2-10500	转向缸轴	2
9	ZL50G2-10004	铰接螺栓	4
10	ZL50G2-10600B	副车架轴	1
11	ZL50G2-10005A	轴套	2
12	ZL50G2-10006	垫片	8
14	ZL50FIII-10008A	油管	1
15	ZL50FIII-10009A	油管	1
	DG956WII-10009A	油管 (SL50W-3用)	1
16	ZL50G2-10010	平垫	4
17	ZL50FIII(A)-10011	锁止板	1
18	ZL50G3-10012	盖	1
19	ZL50G2-10700	副车架轴	1
20	ZL50G2-10013	垫圈	1
22	ZL50FIII(A)-10015	缓冲垫	2
23	DG930A-09005	丝座	2
24	DG930A-09006	铰接螺栓	2

第100图 后车架总成
FIG.100 REAR FRAME ASSEMBLY



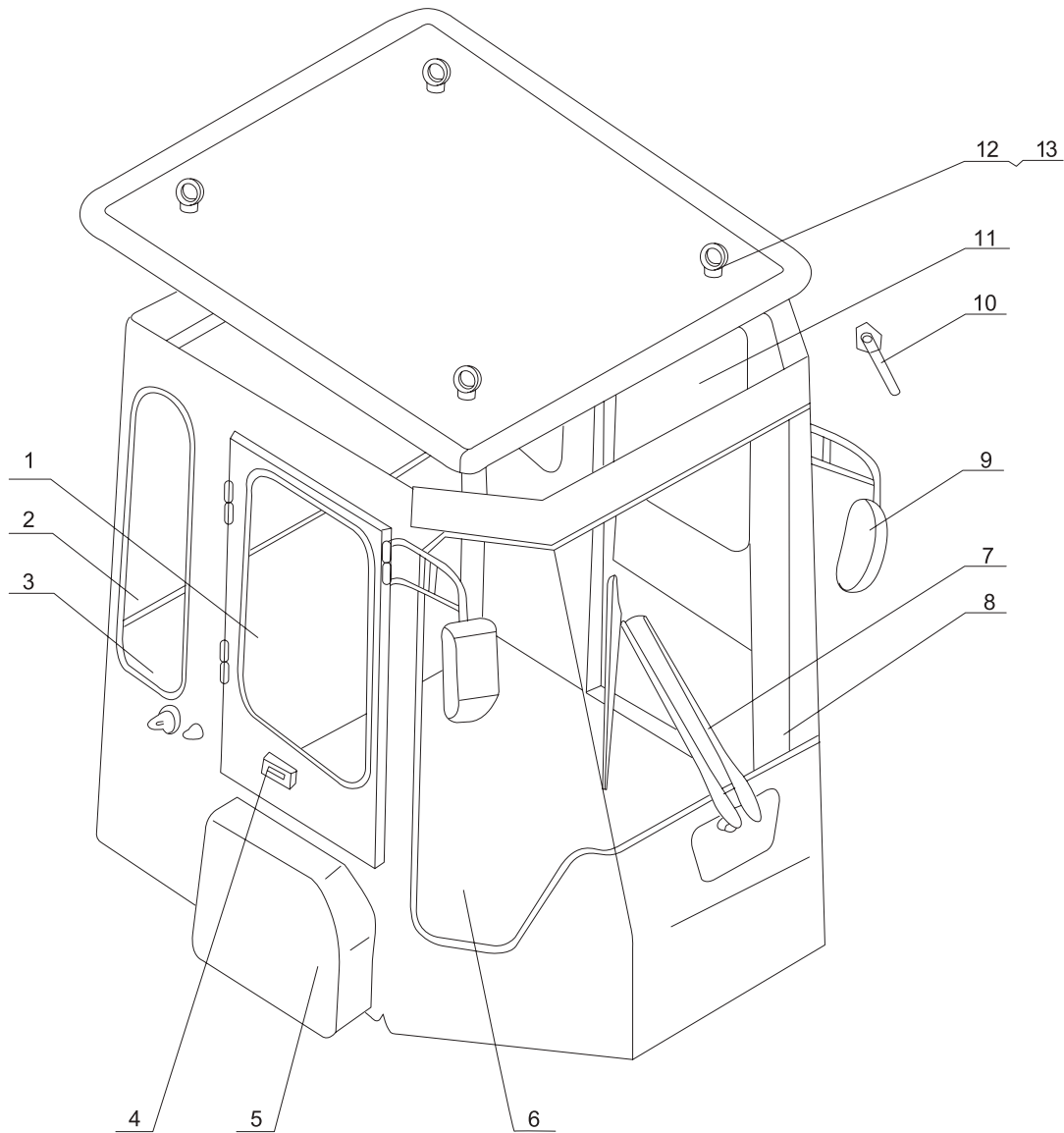
序号 NO.	部件号 PART NO.	零件名称 PART NAME		数量 Q'TY
(1)	GB5783 M20 × 40	螺栓 M20 × 40	Bolt	6
(2)	GB93 20	弹垫20	Spring washer	8
(4)	GB93 12	弹垫12	Spring washer	4
(6)	GB5783 M12 × 25	螺栓 M12 × 25	Bolt	4
(7)	GB1152 M10 × 1	油杯 M10 × 1	Oil cup	4
(8)	JB982 10	组合垫圈10	Combined washer	12
(9)	GB95 20	平垫20	Flat washer	4
(10)	GB5782 M30 × 330	螺栓 M30 × 330	Bolt	4
(11)	GB93 30	弹垫30	Spring washer	4
(12)	GB6170 M30	螺母M30	Nut	4
(13)	GB91 5 × 36	开口销 5 × 36	Cotter pin	2
(14)	GB93 8	弹垫8	Spring washer	3
(15)	GB5781 M8 × 16	螺栓 M8 × 16	Bolt	3
(16)	GB5783 M20 × 35	螺栓 M20 × 35	Bolt	2
(17)	GB95 12	平垫12	Flat washer	2



驾驶室和覆盖件

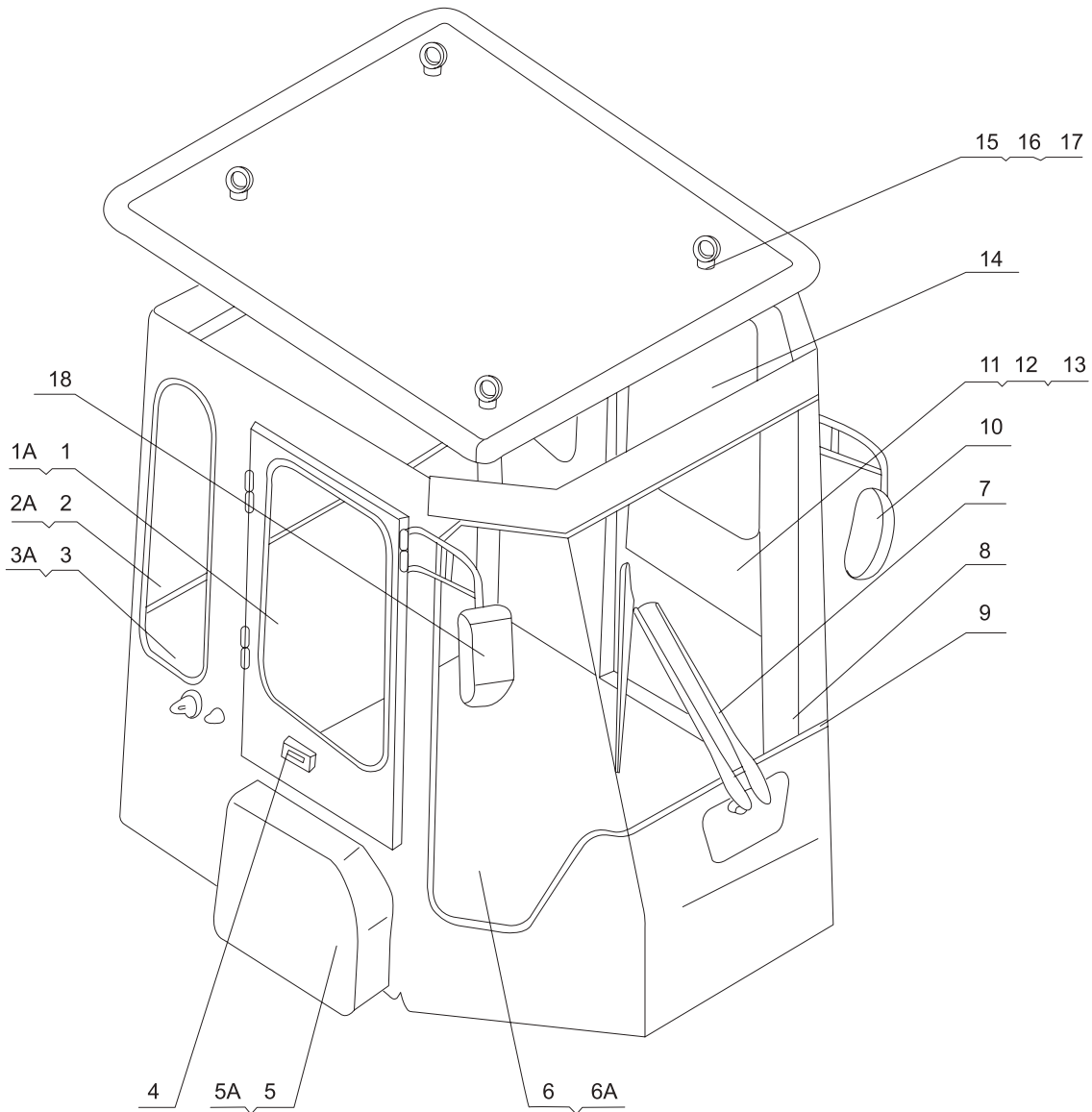
CAB AND ACCESSORIES

第101图 驾驶室总成 FIG.101 CAB ASSEMBLY



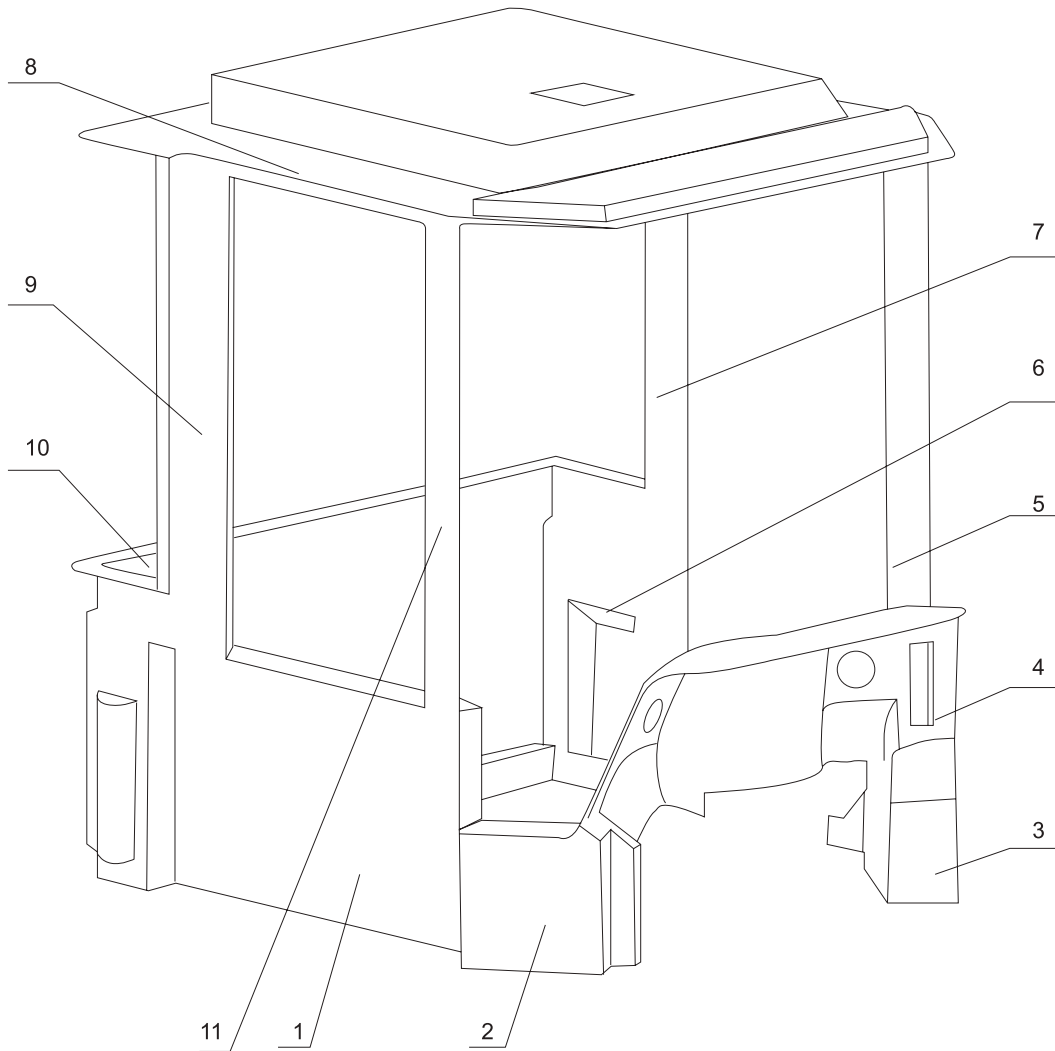
序号 NO.	部件号 PART NO.	零件名称 PART NAME		数量 Q'TY
1	DG953T-58	右门玻璃	Right door glass	1
2	DG953T-55	后挡风玻璃	Rear windshield	1
3	DG953T-56	后侧玻璃	Rear side glass	2
4	GLS510	碰锁	Spring lock	2
5	DG953-15013-4	外护罩(配暖风用)	Outside hood(for warm brow)	1
	DG953-15013-4A	外护罩(配空调用)	Outside hood(for air conditioner)	1
6	DG953T-53	前侧玻璃	Front side glass	2
7	D2800-05000	刮水器总成	Wiper assembly	1
8	DG953T-54	前挡风玻璃	Front windshield	1
9	EQ-142	后视镜	Rearview mirror	2
10	GLS502	门锁	Door lock	1
11	DG953T-57	左门玻璃	Left door glass	1
12	DG953-D	顶棚	Coping	1
13	GB825 M12	吊环螺钉M12	Eyebolt	4

第102图 SDC驾驶室总成
FIG.102 CAB ASSEMBLY



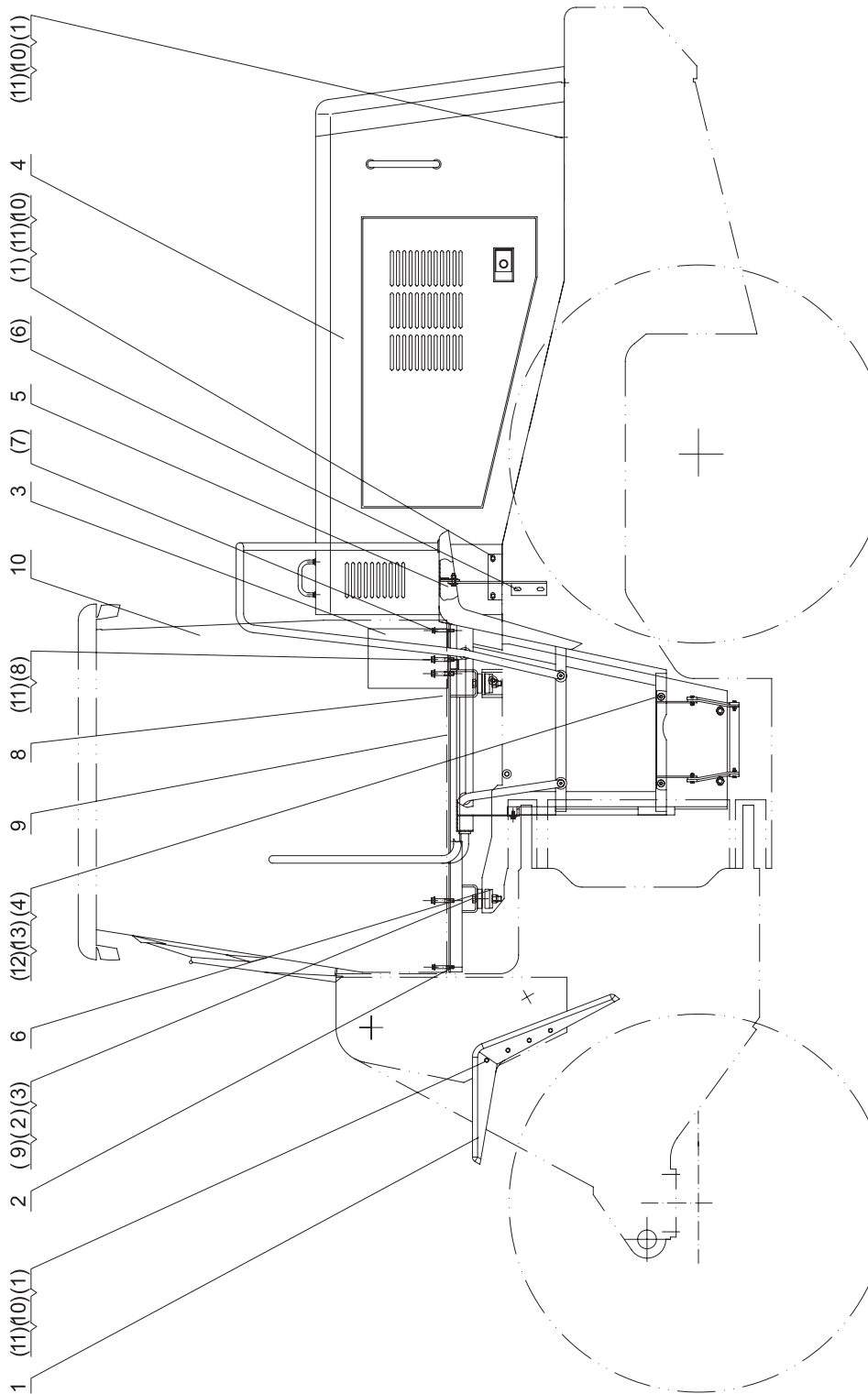
序号 NO.	部件号 PART NO.	零件名称 PART NAME	数量 Q'TY
1	1451-56-06005	右门玻璃	1
1A	1451-56-06007	玻璃镶条	1
2	1451-56-00003	后挡风玻璃	1
2A	1451-56-12000	玻璃镶条	1
3	1451-56-00002	后侧玻璃	2
3A	1451-56-13000	玻璃镶条	2
4	1451-56-08000	碰锁	2
5	1451-56-20000	外护罩(配暖风)	1
5A	1451-56-10000	外护罩(配空调)	1
6	1451-56-00006	右前侧玻璃	1
6A	1451-56-00001	左前侧玻璃	1
7	D2800-05000	刮水器总成	1
8	1451-56-00004	前挡风玻璃	1
9	1451-56-11000	玻璃镶条	1
10	1451-56-03000	左后视镜	1
11	1451-56-05018	门锁	1
12	23Y-56B-12200	内锁(左)	1
13	23Y-56B-12300	内锁(右)	1
14	1451-56-05012	左门玻璃	1
15	04530-01222	吊环螺栓	4
16	1451-56-02000	顶棚	1
17	1451-91-A0000	内饰件总成	1
18	1451-56-04000	右后视镜	1

第103图 SDC内饰件总成
FIG.103 DECORATION ASSEMBLY



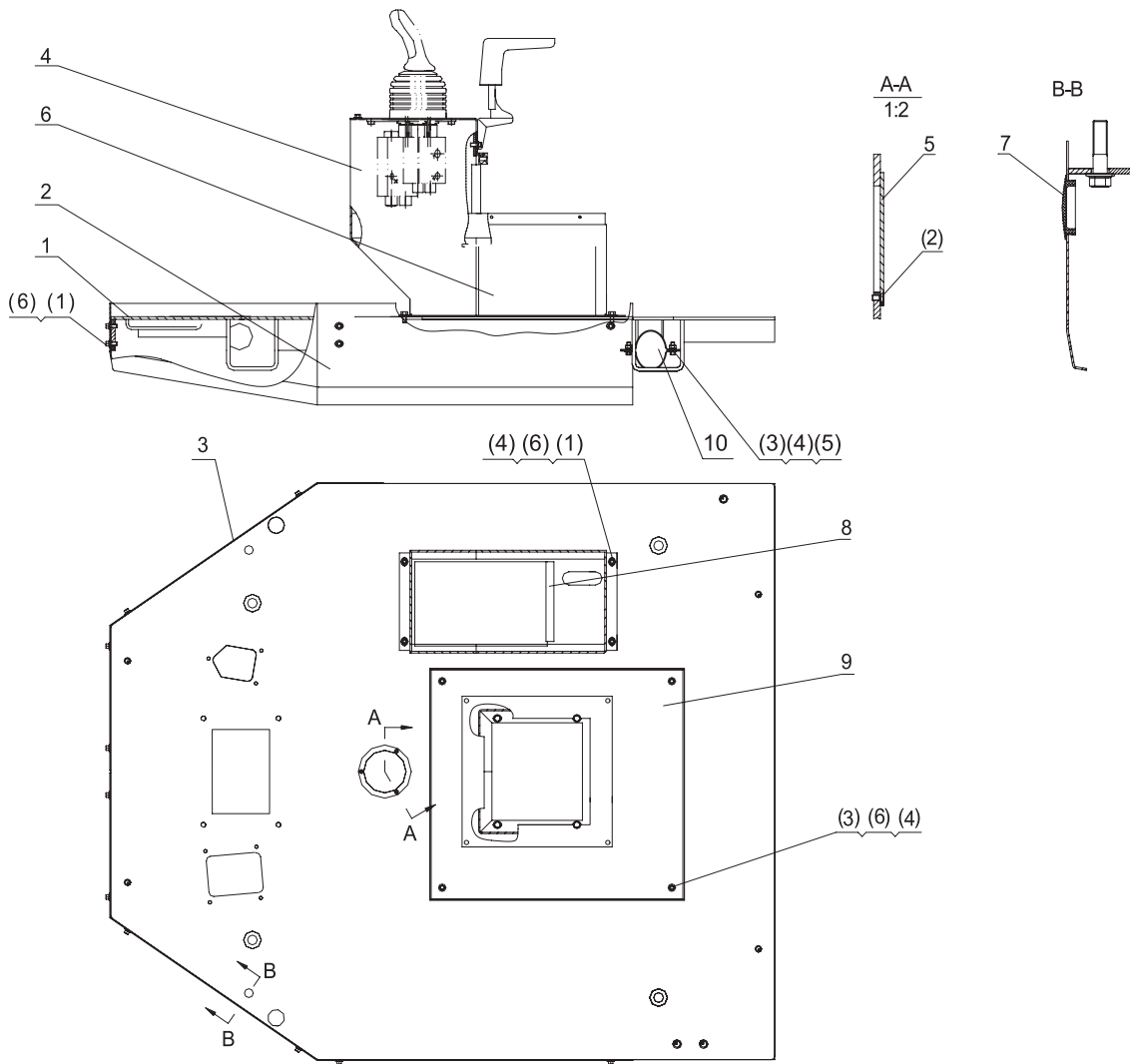
序号 NO.	部件号 PART NO.	零件名称 PART NAME		数量 Q'TY
0	1451-91-A0000	内饰件总成	Decoration assembly	1
1	1451-91-04000	右内饰	Right decoration	1
2	1451-91-12000	右前内饰	R/F decoration	1
3	1451-91-11000	左前内饰	L/F decoration	1
4	1451-91-10001	前内饰	Front decoration	1
5	1451-91-07000	左前立柱内饰	L/F column decoration	1
6	1451-91-03000	左内饰	Left decoration	1
7	1451-91-05000	左后立柱内饰	L/R column decoration	1
8	1451-91-01000	顶内饰	Dome decoration	1
9	1451-91-06000	右后立柱内饰	R/R column decoration	1
10	1451-91-02000	后内饰	Rear decoration	1
11	1451-91-08000	右前立柱内饰	R/F column decoration	1

第104图 车体布置
 FIG.104 BODYWORK COLLOCATION



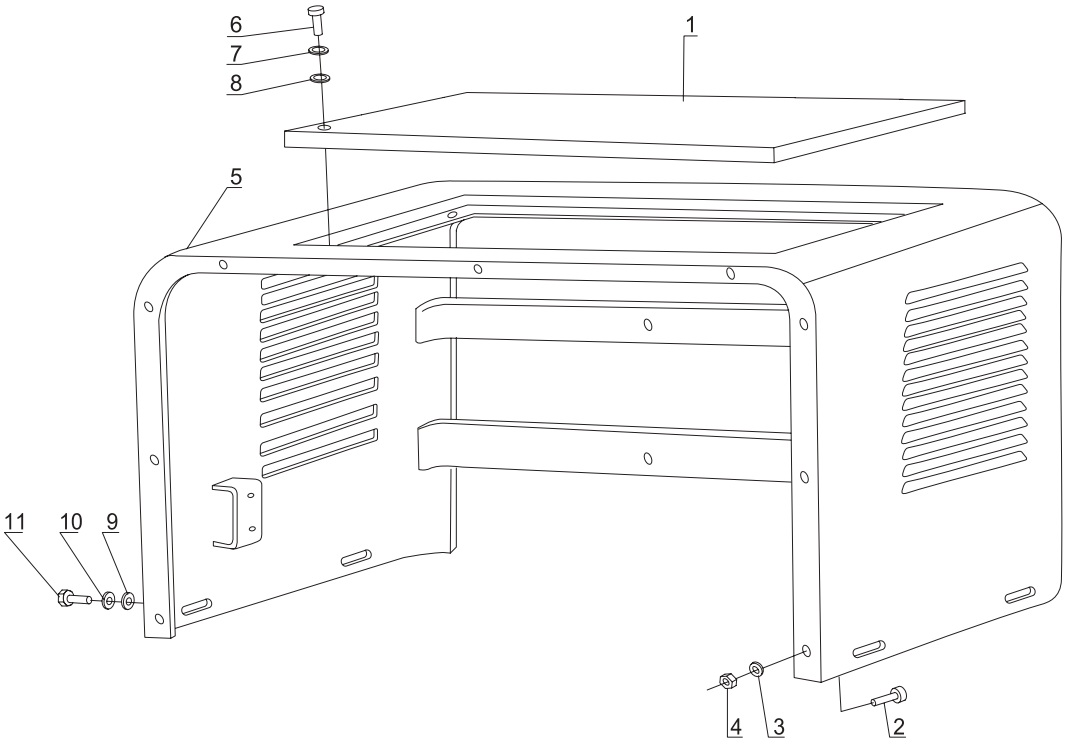
序号 NO.	部件号 PART NO.	零件名称 PART NAME	数量 Q'TY
1	ZL50G2-13100C	前挡泥板总成	2
2	DG956-A13200	地板总成	1
3	ZL50G2-13300	工具箱	1
4	DG957-13400	发动机罩(配WD10G220E23)	1
	DG956-13400	发动机罩(配WD10G220E21)	1
	DG957A-13400	发动机罩(配上柴)	1
	DG957B-13400	发动机罩(配康明斯)	1
5	DG957-13500	侧地板总成	2
6	DG957-13001A	垫	8
8	DG957-13003	地板	1
9	DG957-13004	减震垫	1
10	DG953-14000	驾驶室	1
11	DG957-13005	垫圈	6
(1)	GB5783 M16 × 35	螺栓 M16 × 35	18
(2)	GB5782 M20 × 110	螺栓 M20 × 110	4
(3)	GB889 M20	螺母M20	4
(4)	GB5783 M12 × 25	螺栓 M12 × 25	12
(6)	GB5783 M12 × 40	螺栓 M12 × 40	4
(7)	GB5787 M12 × 80	螺栓 M12 × 80	3
(8)	GB5787 M16 × 80	螺栓 M16 × 80	5
(9)	SE9030-16-48	减震器	4
(10)	GB93 16	弹垫16	18
(11)	GB95 16	平垫16	18
(12)	GB93 12	弹垫12	16
(13)	GB95 12	平垫12	16

第105图 地板总成
FIG.105 FLOOR ASSEMBLY



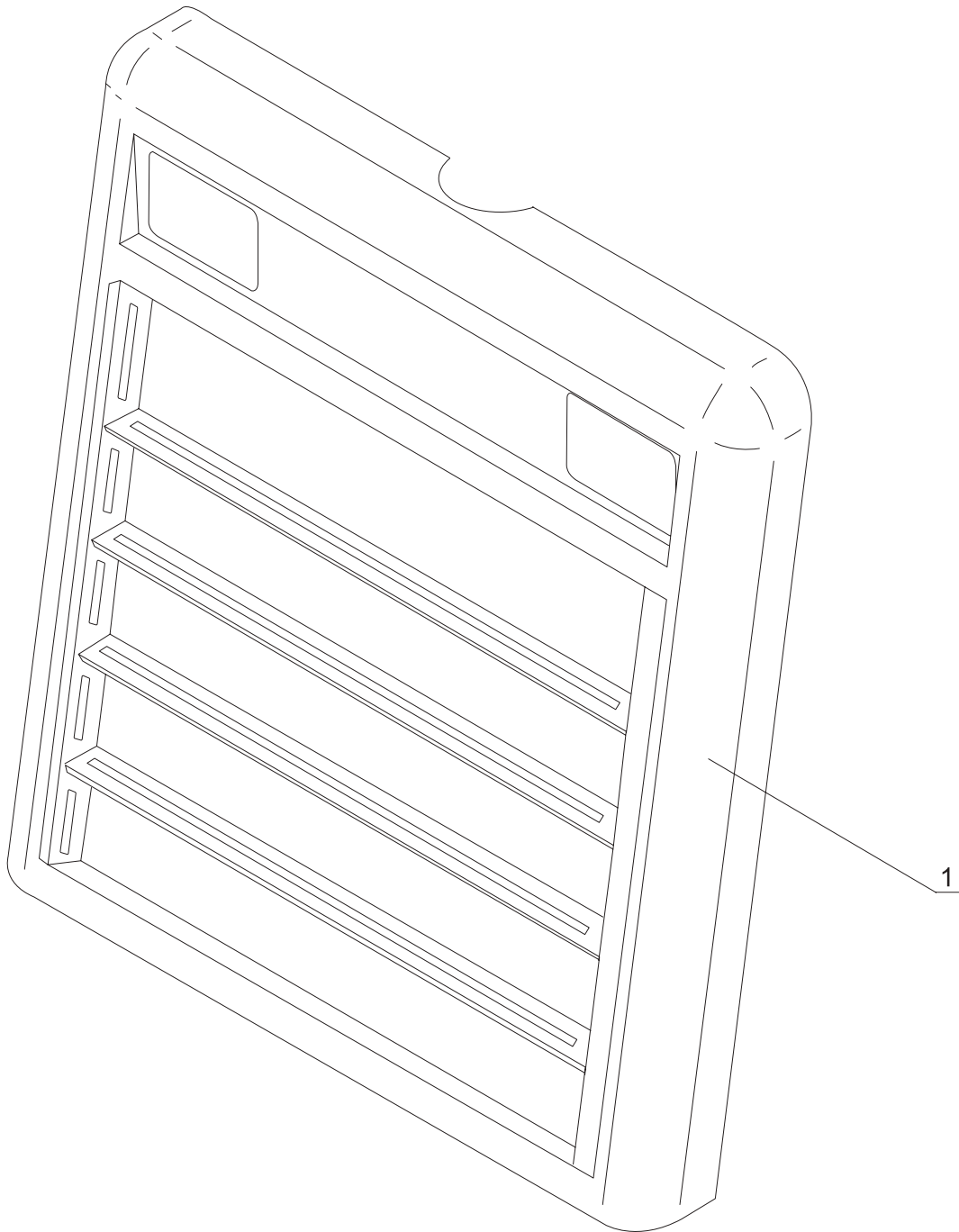
序号 NO.	部件号 PART NO.	零件名称 PART NAME	数量 Q'TY	
1	DG956-A13201	台座	Pedestal	1
2	DG956-A13202	挡板	Baffle	1
3	DG956-A13203	挡板	Baffle	1
4	DG956-A13204A	先导阀支架（用于双手柄先导阀）	Pilot valve bracket	1
	DG956-A13204	先导阀支架（用于单手柄先导阀）	Pilot valve bracket	1
5	DG957-13204	盖	Cover	1
6	DG956-A13205	座椅支架	Seat bearer	1
7	ZLK18-14006	橡胶塞	Rubber plug	2
8	ZLK18-14005	密封条	Sealing joint strip	1
9	DG956-A13206	板	Plate	1
10	DG938-A13201-4-1	管夹卡	Clip	1
(1)	GB5783 M8×16	螺栓 M8×16	Bolt	15
(2)	GB819 M5×10	螺钉Z M5×10	Bolt	3
(3)	GB5783 M8×20	螺栓 M8×20	Bolt	10
(4)	GB93 8	弹垫8	Spring washer	14
(5)	GB6170 M8	螺母M8	Nut	2
(6)	GB95 8	平垫8	Flat washer	29

第106图 前罩
FIG.106 FRONT HOOD



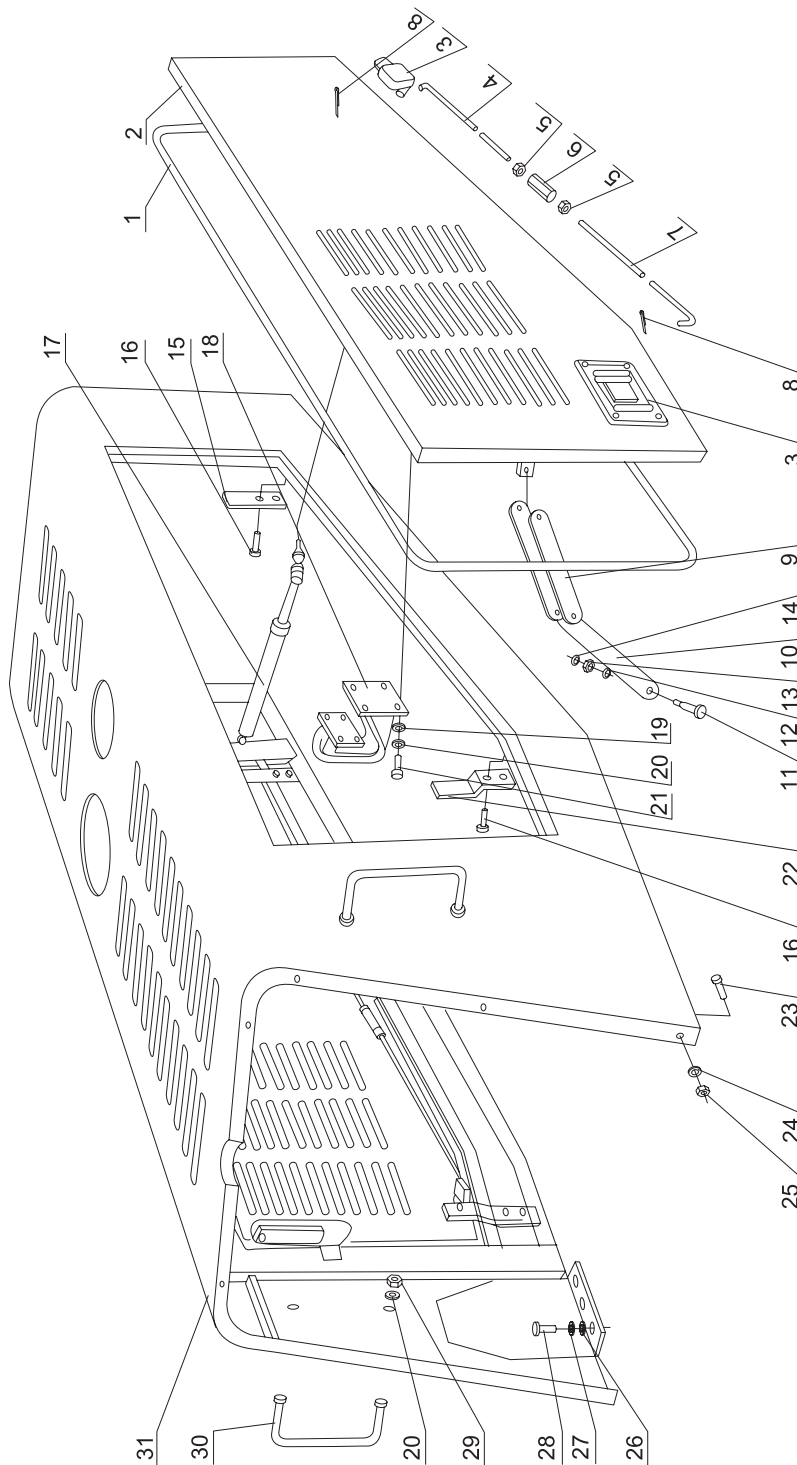
序号 NO.	部件号 PART NO.	零件名称 PART NAME		数量 Q'TY
1	DG957-13401A-11	盖板	Cover plate	1
2	GB5782 M10 × 30	螺栓M10 × 30	Bolt	9
3	GB93 10	弹垫10	Spring washer	9
4	GB6170 M10	螺母M10	Nut	9
5	DG957-13401A	前罩	Front hood	1
6	GB5781 M12 × 25	螺栓 12 × 25	Bolt	4
7	GB93 12	弹垫12	Spring washer	4
8	GB95 12	垫圈12	Washer	4
9	GB93 16	弹垫16	Spring washer	4
10	GB96 16	垫圈16	Washer	4
11	GB5783 M16 × 35	螺栓M16 × 35	Bolt	4

第107图 后罩
FIG.107 REAR HOOD



序号 NO.	部件号 PART NO.	零件名称 PART NAME	数量 Q'TY
1	ZL50G2-13405	后罩 Rear hood	1

第108图 发动机罩主体
 FIG.108 ENGINE HOOD ASSEMBLY



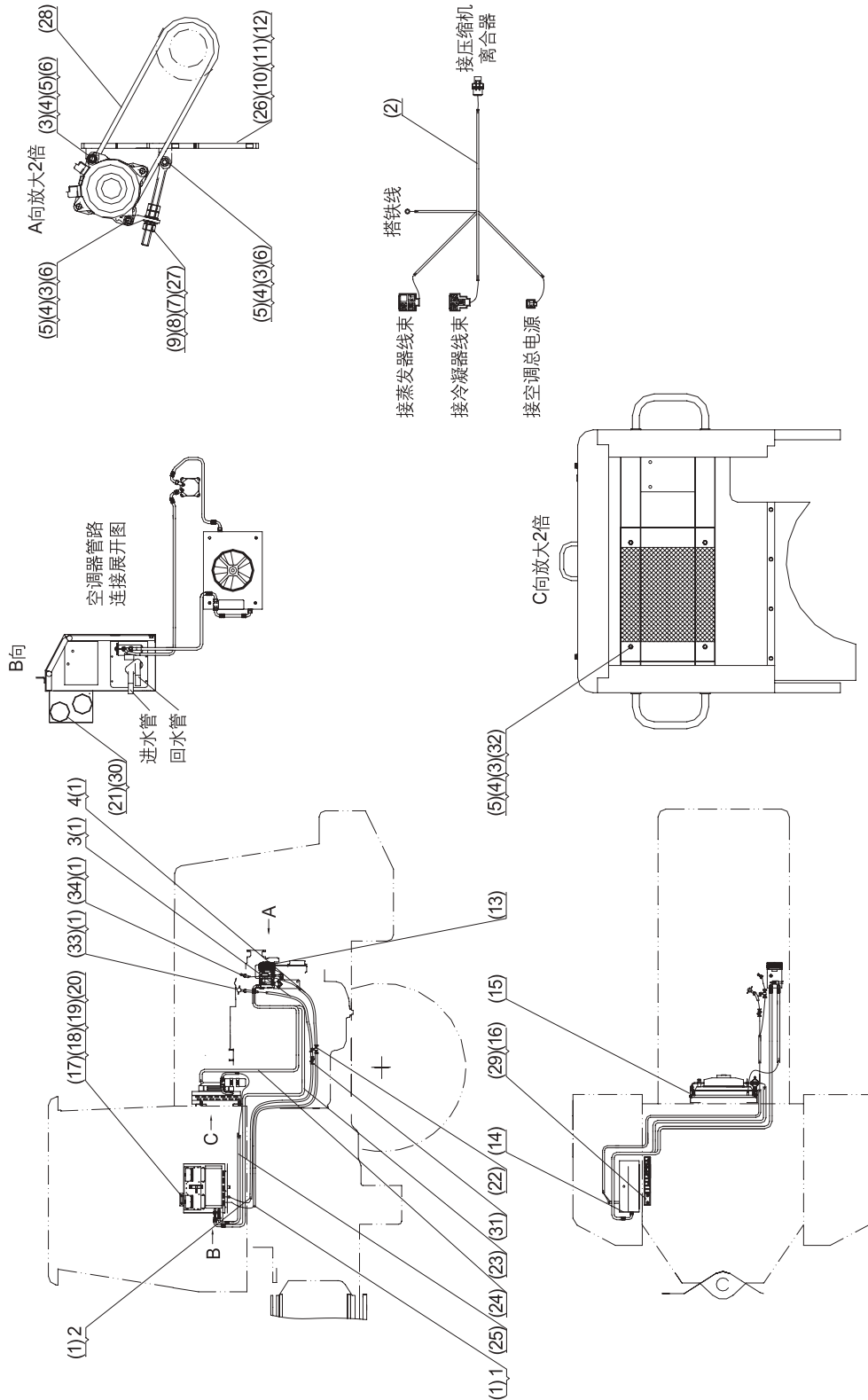
序号 NO.	部件号 PART NO.	零件名称 PART NAME	数量 Q'TY
1	ZL50G2-13408	门密封条	7.63M
2	ZL50G2-13403	侧门	2
3	ZL50G2-13403-5	NBS504型机罩锁	2
4	ZL50G2-13403-4-1	圆钢	2
5	GB6170 M6	螺母M6	2
6	ZL50G2-13403-4-3	丝套	2
7	ZL50G2-13403-4-2	圆钢	2
8	GB91 $\Phi 2 \times 16$	开口销 $\Phi 2 \times 16$	8
9	ZL50G2-13407-3	板	4
10	ZL50G2-13407-1	板	2
11	ZL50G2-13414	螺柱	6
12	GB95 8	垫圈8	6
13	GB6170 M8	螺母M8	10
14	GB93 8	弹垫8	10
15	ZL50G2-13402-11	挡板	2
16	GB5783 M12 \times 25	螺栓M12 \times 25	32
17	ZL50G2-13410	气弹簧	2
18	ZL50G2-13406	铰链	4
19	GB95 12	垫圈12	32
20	GB93 12	弹垫12	32
21	GB5783 M12 \times 30	螺栓M12 \times 30	8
22	ZL50G2-13402-12	挡板	2
23	GB5783 M10 \times 30	螺栓M10 \times 30	19
24	GB93 10	弹垫10	23
25	GB6170 M10	螺母M10	8
26	GB96 16	垫圈16	6
27	GB93 16	弹垫16	6
28	GB5783 M16 \times 35	螺栓M16 \times 35	6
29	GB6170 M12	螺母M12	4
30	ZL50G2-13404	扶手	2
31	ZL50G2-13402	中罩(配潍柴)	1
	DG957A-13402	中罩(配上柴)	1
	DG957B-13402	中罩(配康明斯)	1



操纵台及电器仪表
CONTROL PANNEL AND ELECTRIC INSTRUMENT

第109图 空调系统(配潍柴发动机)

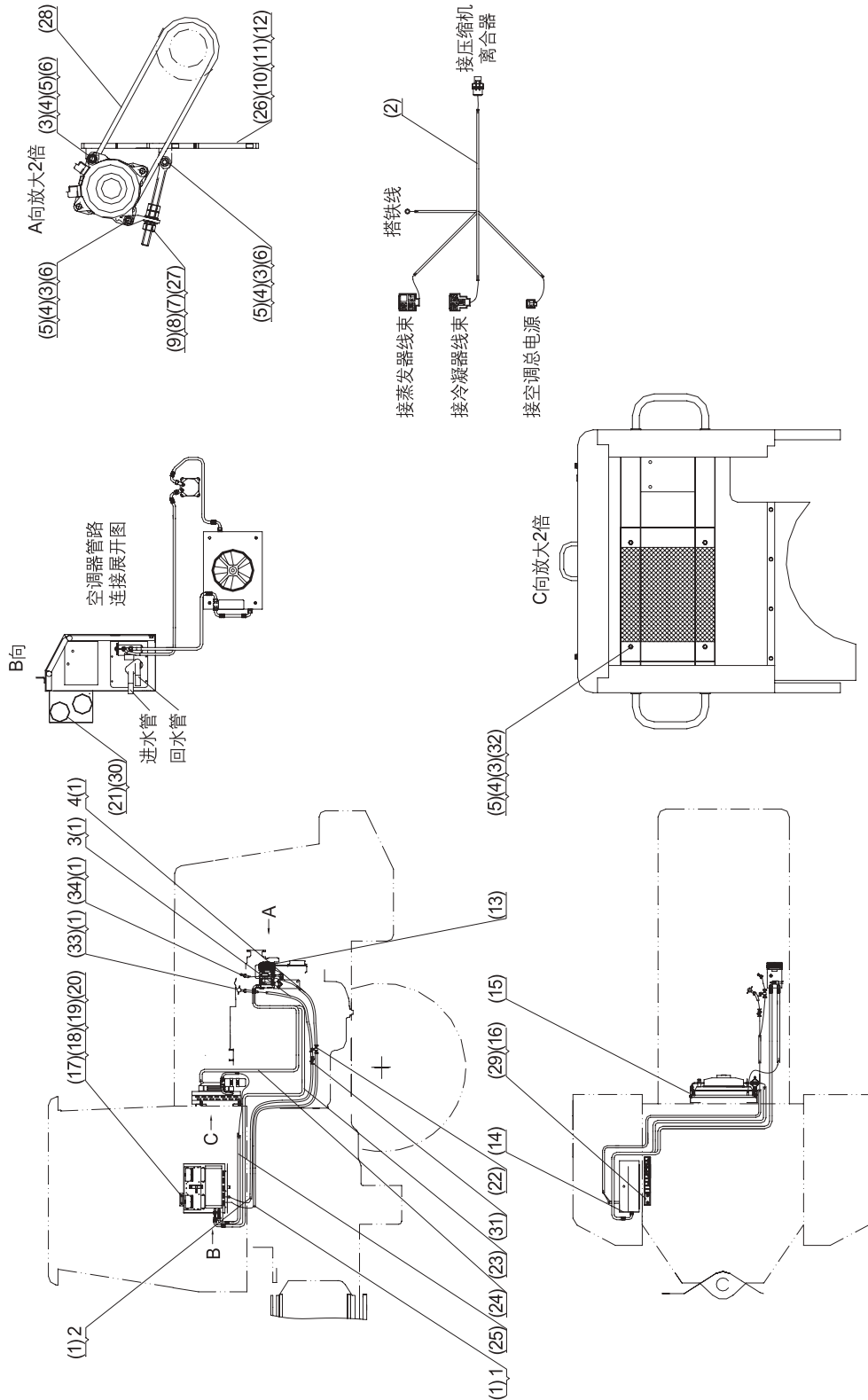
FIG.109 AIR CONDITIONER SYSTEM(FOR WEICHAI ENGINE)



序号 NO.	部件号 PART NO.	零件名称 PART NAME	数量 Q'TY
1	DG956-A17001	暖风机出水管 Outlet Pipe	1
2	DG956-A17002	暖风机进水管 Inlet Pipe	1
3	DG956-A17003	发动机进水管 Inlet Pipe	1
4	DG956-A17004	发动机回水管 Outlet Pipe	1

第109图 空调系统(配潍柴发动机)

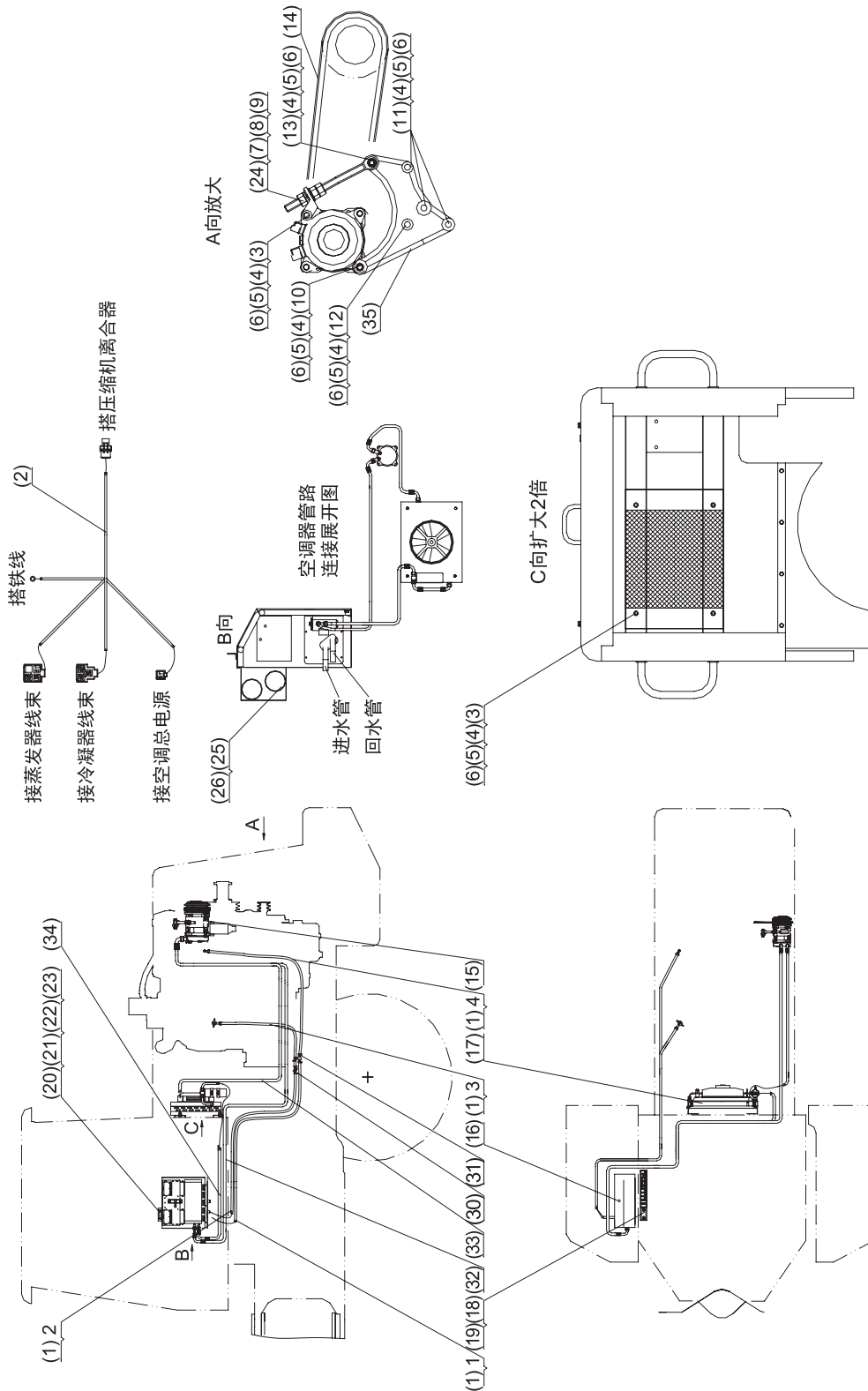
FIG.109 AIR CONDITIONER SYSTEM(FOR WEICHAI ENGINE)



序号 NO.	部件号 PART NO.	零件名称 PART NAME	数量 Q'TY
0	D2061-51000	空调总成 Air conditioner assy.	1
(1)	JB3618.1 16~25	双钢丝卡箍16~25 Clamp	8
(2)	TSGX05010X	空调线束 Air Condition Wire	1
(3)	GB95 10	垫圈10 Washer	9
(4)	GB93 10	垫圈10 Washer	9
(5)	GB6170 M10	螺母M10 Nut	9
(6)	GB5781 M10×45	螺栓M10×45 Bolt	5
(7)	GB6170 M14	螺母M14 Nut	3
(8)	GB95 14	垫圈14 Washer	2
(9)	GB93 14	垫圈14 Washer	1
(10)	GB5781 M12×50	螺栓M12×50 Bolt	4
(11)	GB93 12	垫圈12 Washer	4
(12)	GB95 12	垫圈12 Washer	4
(13)	DY5H14	压缩机 Compressor	1
(14)	TSZW05.DG07	蒸发器 Evaporator	1
(15)	TSL05-DG09	冷凝器总成 Condenser asy	1
(16)	GB819 M4×12	H螺钉M4×12 Screw	4
(17)	GB5781 M8×30	螺栓M8×30 Bolt	1
(18)	GB93 8	垫圈8 Washer	4
(19)	GB95 8	垫圈8 Washer	4
(20)	GB6170 M8	螺母M8 Nut	4
(21)	JB3618.1 65~70	双钢丝卡箍65~70 Clamp	4
(22)	TSZN05.DG01-02000000	放水开关 Release switch	1
(23)	TSGX05023D	蒸发器至压缩机低压胶管 Hose	1
(24)	TSGX05023G1	压缩机至冷凝器高压胶管 Hose	1
(25)	TSGX05007G2	干燥储液器至蒸发器高压胶管 Hose	1
(26)	TSPZ.SYm	压缩机支架 Compressor frame	1
(27)	TSPZ.SYm-0001	涨紧螺栓 Bolt	1
(28)	V13×1560	皮带 Belt	1
(29)	DG938-KTTJMB	空调调节面板 Air condition adjust panel	1
(30)	DG938-FD1	风道 Duct	2
(31)	DG938-ZLF	止流阀 Only flow valve	1
(32)	GB5781-86 M10×35	螺栓M10×35 Bolt	4
(33)	DYZN05.DG01-0300000	过渡接头 Transition joints	1
(34)	DYZN05.DG01-0000002	出水接头 Outlet joint	1

第110图 空调系统(配上柴SC11CB220G2B1发动机)

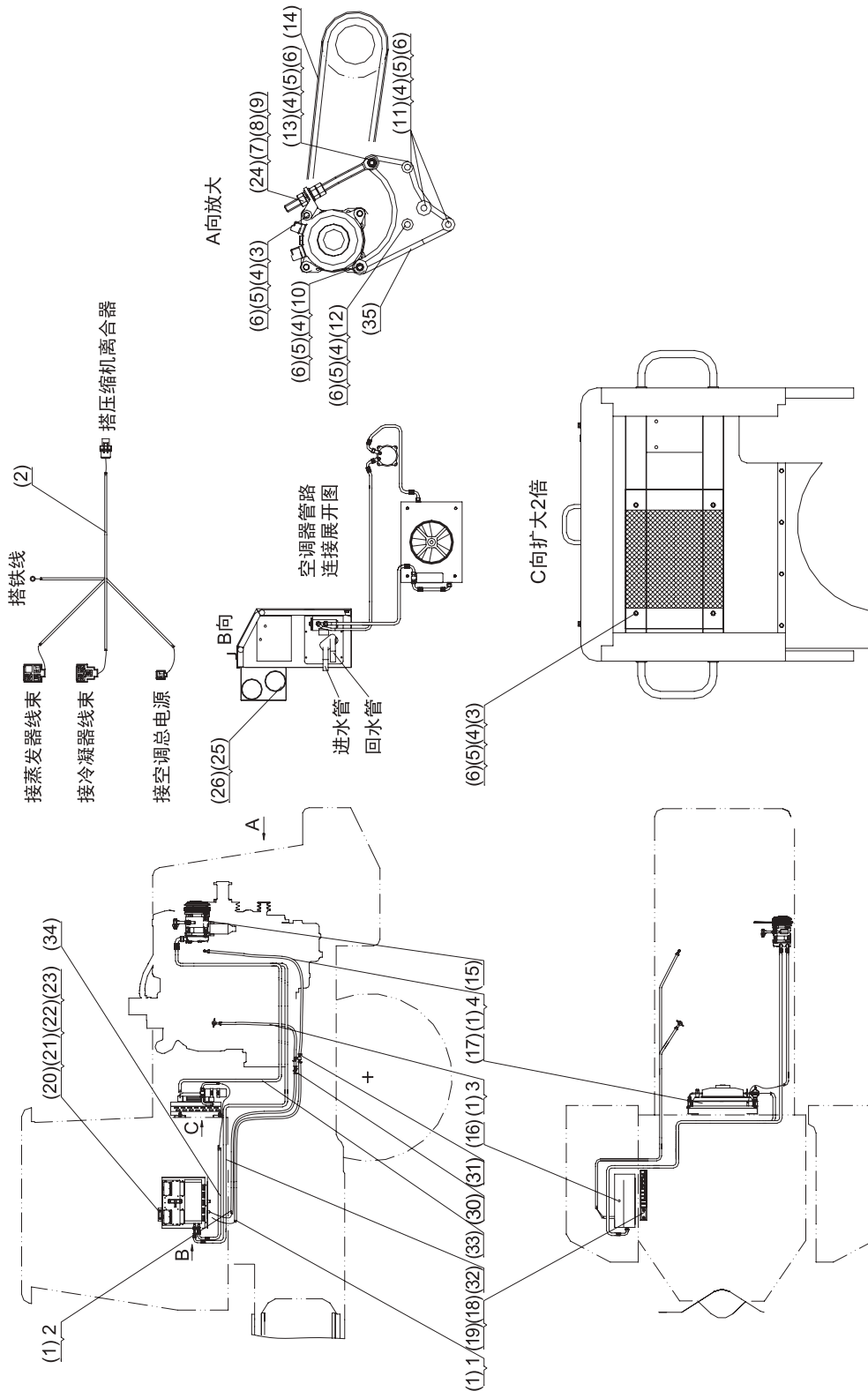
FIG.110 AIR CONDITIONER SYSTEM(FOR SHANGCHAI ENGINE)



序号 NO.	部件号 PART NO.	零件名称 PART NAME		数量 Q'TY
1	DG956A-A17001	暖风机出水管	Outlet pipe	1
2	DG956A-A17002	暖风机进水管	Inlet pipe	1
3	DG956A-A17003	发动机进水管	Inlet pipe	1
4	DG956A-A17004	发动机回水管	Outlet pipe	1

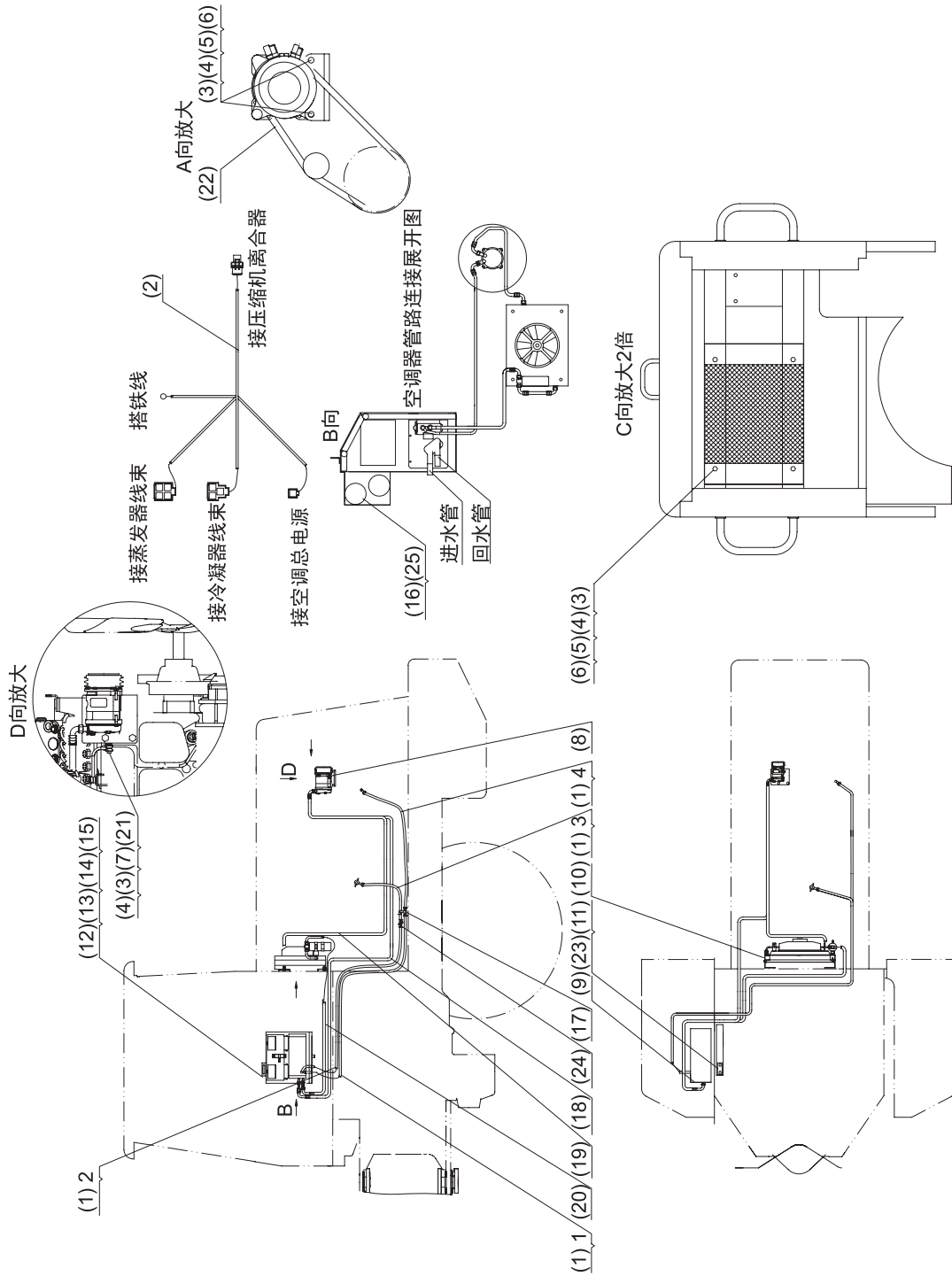
第110图 空调系统(配上柴SC11CB220G2B1发动机)

FIG.110 AIR CONDITIONER SYSTEM(FOR SHANGCHAI ENGINE)



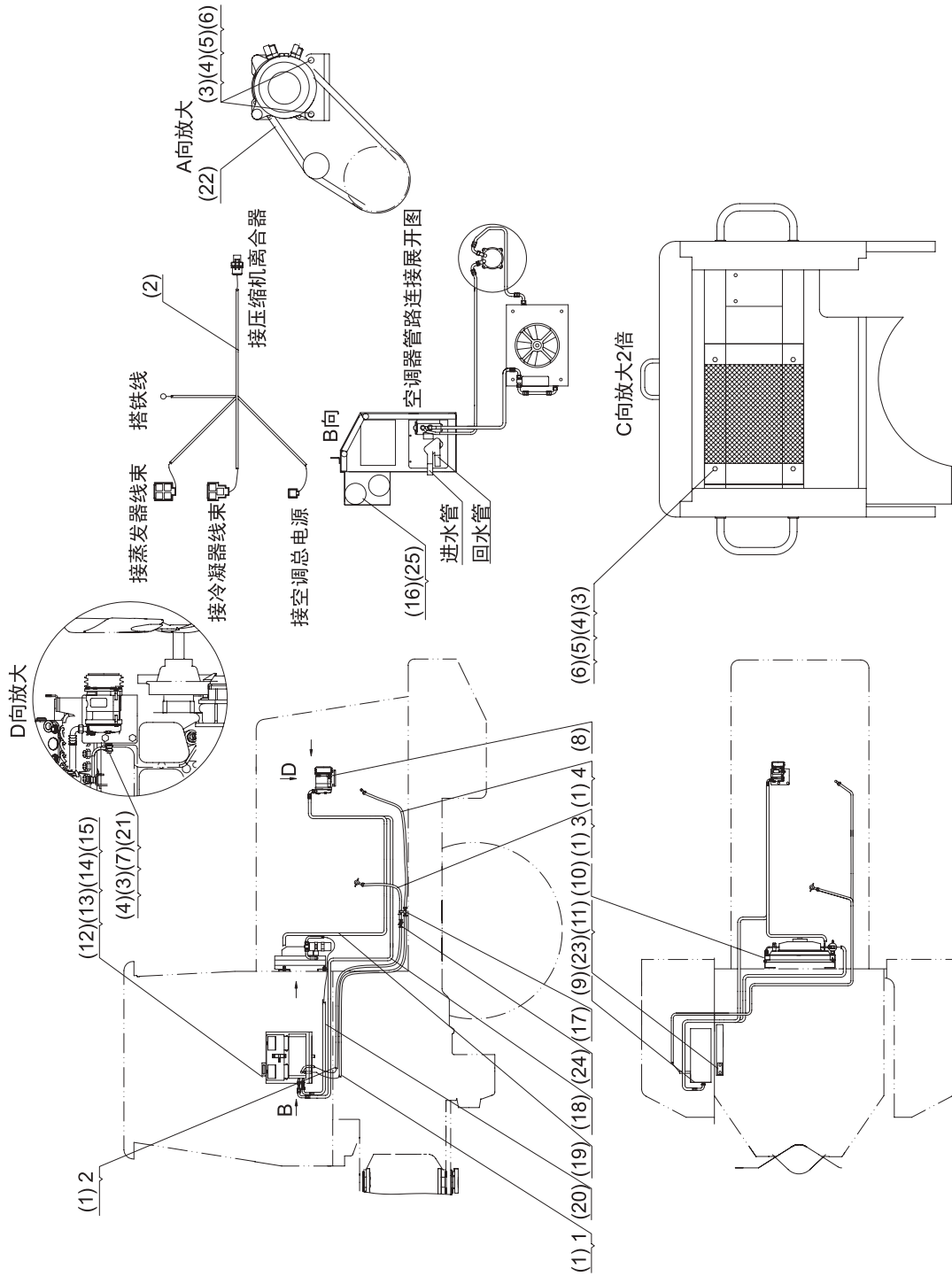
序号 NO.	部件号 PART NO.	零件名称 PART NAME		数量 Q'TY
0	D2061-52000	空调总成	Air conditioner assy.	1
(1)	JB3618.1 16~25	双钢丝卡箍16~25	Clamp	8
(2)	TSGX05010X	空调线束	Air condition wire	1
(3)	GB5781 M10×45	螺栓M10×45	Bolt	1
(4)	GB93 10	垫圈10	Washer	1
(5)	GB95 10	垫圈10	Washer	1
(6)	GB6170 M10	螺母M10	Nut	1
(7)	GB6170 M14	螺母M14	Nut	3
(8)	GB95 14	垫圈 14	Washer	2
(9)	GB93 14	垫圈14	Washer	1
(10)	GB5781 M10×130	螺栓M10×130	Bolt	1
(11)	GB5781 M10×100	螺栓M10×100	Bolt	1
(12)	GB5781 M10×80	螺栓M10×80	Bolt	1
(13)	GB5781 M10×65	螺栓M10×65	Bolt	1
(14)	V13×1305	皮带	Belt	1
(15)	DY5H14	压缩机	Compressor	1
(16)	TSZW05.DG07	蒸发器	Evaporator	1
(17)	TSL05-DG09	冷凝器总成	Condenser asy	1
(18)	DG938-KTTJMB	空调调节面板	Air condition adjust panel	1
(19)	GB819 M4×12	H螺钉M4×12	H-screw	4
(20)	GB5781 M8×25	螺栓M8×25	Bolt	4
(21)	GB93 8	垫圈8	Washer	4
(22)	GB95 8	垫圈8	Washer	4
(23)	GB6170 M8	螺母M8	Nut	4
(24)	TSPZ.SYm-0001	涨紧螺栓	Bolt	1
(25)	DG938-FD1	风道	Duct	2
(26)	JB3618.1 65~70	双钢丝卡箍65~70	Clamp	4
(30)	DG938-ZLF	止流阀	Only flow valve	1
(31)	TSZN05.DG01-02000000	放水开关	Release switch	1
(32)	TSGX05008D	蒸发器至压缩机低压胶管	Hose	1
(33)	TSGX05008G1	压缩机至冷凝器高压胶管	Hose	1
(34)	TSGX05007G2	干燥储液器至蒸发器高压胶管	Hose	1
(35)	TSPZ.SYb-0000	压缩机支架	Compressor frame	1

第111图 空调系统(配康明斯6CTA8.3-C215发动机)
 FIG.111 AIR CONDITIONER SYSTEM(FOR CUMMINS ENGINE)



序号 NO.	部件号 PART NO.	零件名称 PART NAME	数量 Q'TY
1	DG956WIV-A17001	暖风机出水管 Outlet pipe	1
2	DG956WIV-A17002	暖风机进水管 Inlet pipe	1
3	DG956WIV-A17003	发动机进水管 Engine inlet pipe	1
4	DG956WIV-A17004	发动机回水管 Engine return pipe	1

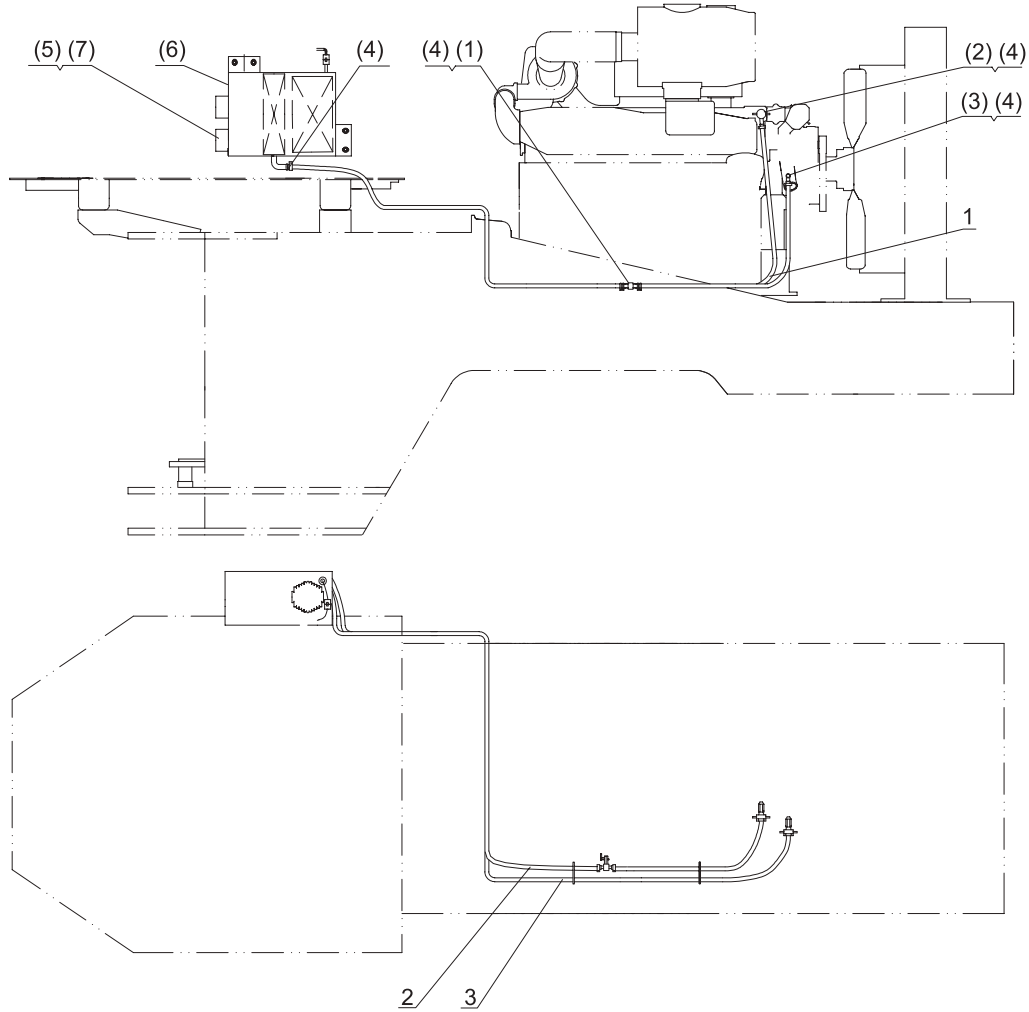
第111图 空调系统(配康明斯6CTA8.3-C215发动机)
 FIG.111 AIR CONDITIONER SYSTEM(FOR CUMMINS ENGINE)



序号 NO.	部件号 PART NO.	零件名称 PART NAME		数量 Q'TY
0	D2061-53000	空调总成	Air conditioner assy.	1
(1)	JB3618.1 16~25	双钢丝卡箍16~25	Clamp	8
(2)	TSGX05010X	空调线束	Air conditioner wiring harness	1
(3)	GB95 10	垫圈10	Washer	15
(4)	GB93 10	弹垫10	Spring washer	15
(5)	GB6170 M10	螺母M10	Nut	12
(6)	GB5781 M10×45	螺栓M10×45	Bolt	11
(7)	GB5781 M10×35	螺栓M10×35	Bolt	3
(8)	DY5H14	压缩机	Compressor	1
(9)	TSZW05.DG07	蒸发器	Evaporator	1
(10)	TSL05-DG09	冷凝器总成	Condenser assy.	1
(11)	GB819 M4×12	H螺钉M4×12	Screw	4
(12)	GB5781 M8×25	螺栓M8×25	Bolt	1
(13)	GB93 8	弹垫8	Spring washer	4
(14)	GB95 8	垫圈8	Washer	4
(15)	GB6170 M8	螺母M8	Nut	4
(16)	GB3618.1 65~70	双钢丝卡箍65~70	Clamp	4
(17)	TSZN05.DG01-02000000	放水开关	Release switch	1
(18)	TSGX05007D	蒸发器至压缩机低压胶管	Hose	1
(19)	TSGX05007G1	压缩机至冷凝器高压胶管	Hose	1
(20)	TSGX05007G2	干燥储液器至蒸发器高压胶管	Hose	1
(21)	TSPZ.SYh-0000	压缩机支架	Compressor frame	1
(22)	V13×1115	皮带	Belt	1
(23)	DG938-KTTJMB	空调调节面板	Air conditioner adjusted panel	1
(24)	DG938-ZLF	止流阀	Check-valve	1
(25)	DG938-FD1	风道	Duct	2

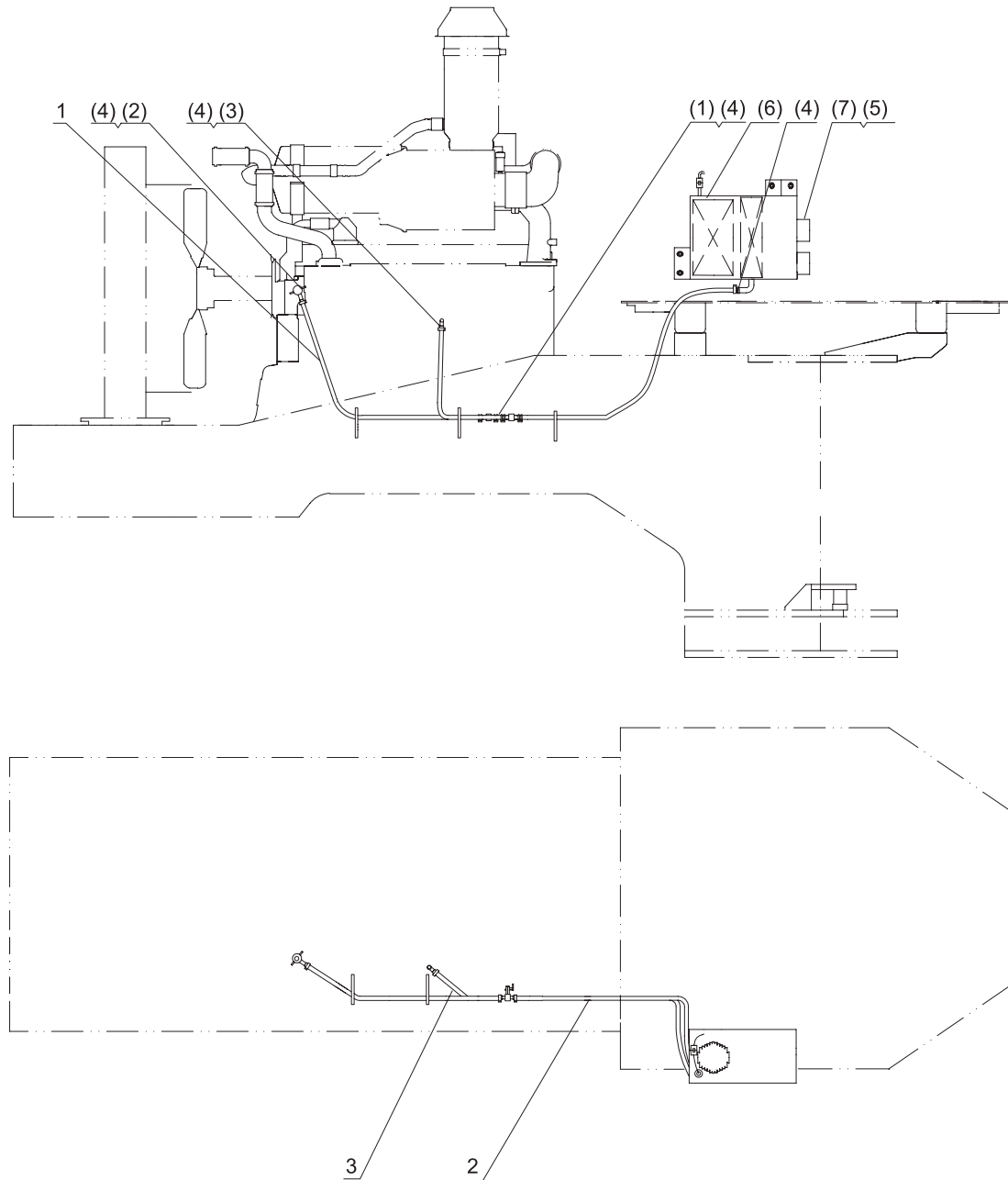
第112图 暖风系统(配潍柴发动机)

FIG.112 WARM BRAW SYSTEM(FOR WEICHAH ENGINE)



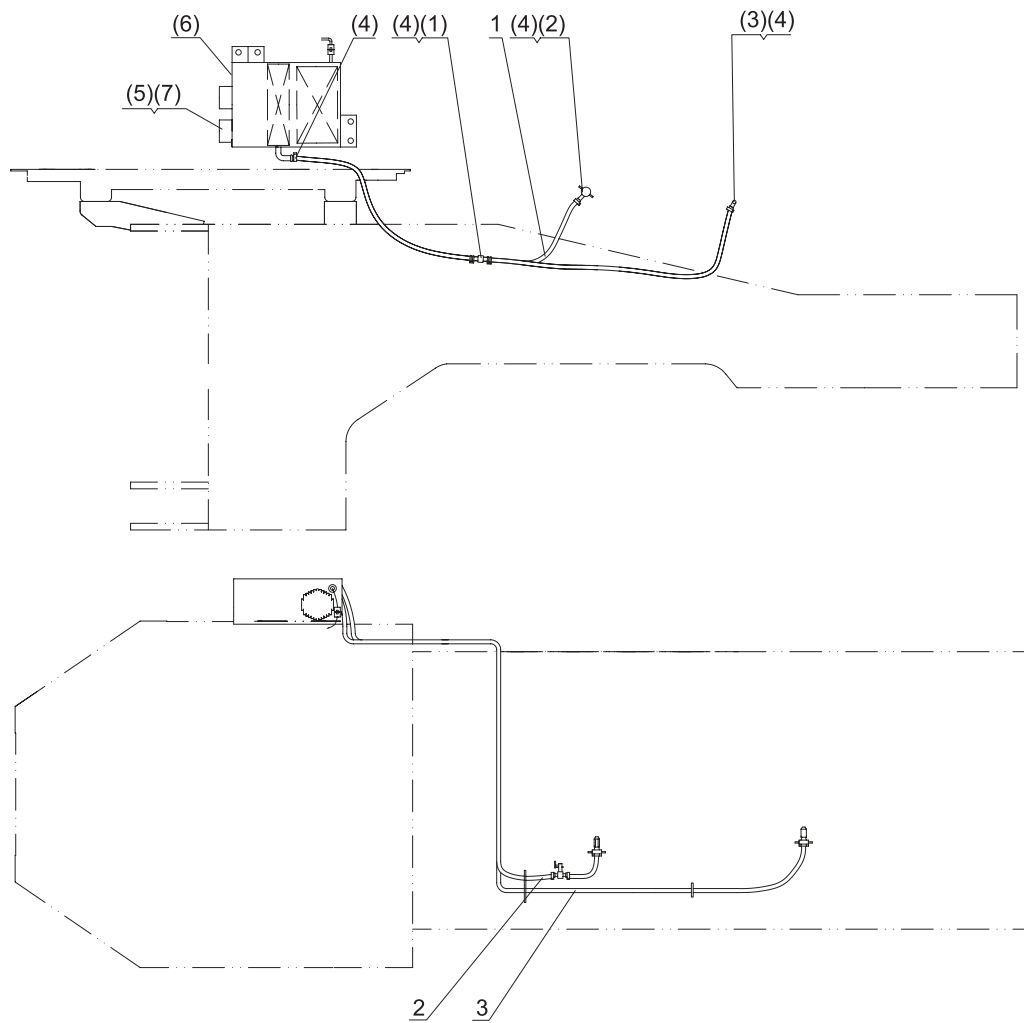
序号 NO.	部件号 PART NO.	零件名称 PART NAME		数量 Q'TY
1	DG956-01301	暖风机进水管1	Inlet pipe 1	1
2	DG956-01302	暖风机进水管2	Inlet pipe 2	1
3	DG956-01303	暖风机回水管	Return pipe	1
(1)	DG956-FSFM	放水阀门	Tail water valve	1
(2)	DG956-JSFM	进水阀门Z3/8"	Inlet water valve	1
(3)	DG956-HSFM	回水阀门NPT3/8"	Backwater valve	1
(4)	JB3618.1 22~26	双钢丝卡箍22~26	Clamp	8
(5)	JB3618.1 65~70	双钢丝卡箍65~70	Clamp	2
(6)	D2071-00000	暖风机	Heater unit	1
(7)	DG938-FD	风道	Air duct	1

第113图 暖风系统(配上柴SC11CB220G2B1发动机)
 FIG.113 WARM BRAW SYSTEM(FOR SHANGCHAI ENGINE)



序号 NO.	部件号 PART NO.	零件名称 PART NAME		数量 Q'TY
1	DG956A-01301	暖风机进水管1	Inlet pipe 1	1
2	DG956A-01302	暖风机进水管2	Inlet pipe 2	1
3	DG956A-01303	暖风机回水管	Return pipe	1
(1)	DG956-FSFM	放水阀门	Tail water valve	1
(2)	DG956-JSFM	进水阀门Z3/8"	Inlet water valve	1
(3)	DG956-HSFM	回水阀门NPT3/8"	Backwater valve	1
(4)	JB3618.1 22~26	双钢丝卡箍22~26	Clamp	8
(5)	JB3618.1 65~70	双钢丝卡箍65~70	Clamp	2
(6)	D2071-00000	暖风机	Heater unit	1
(7)	DG938-FD	风道	Air duct	1

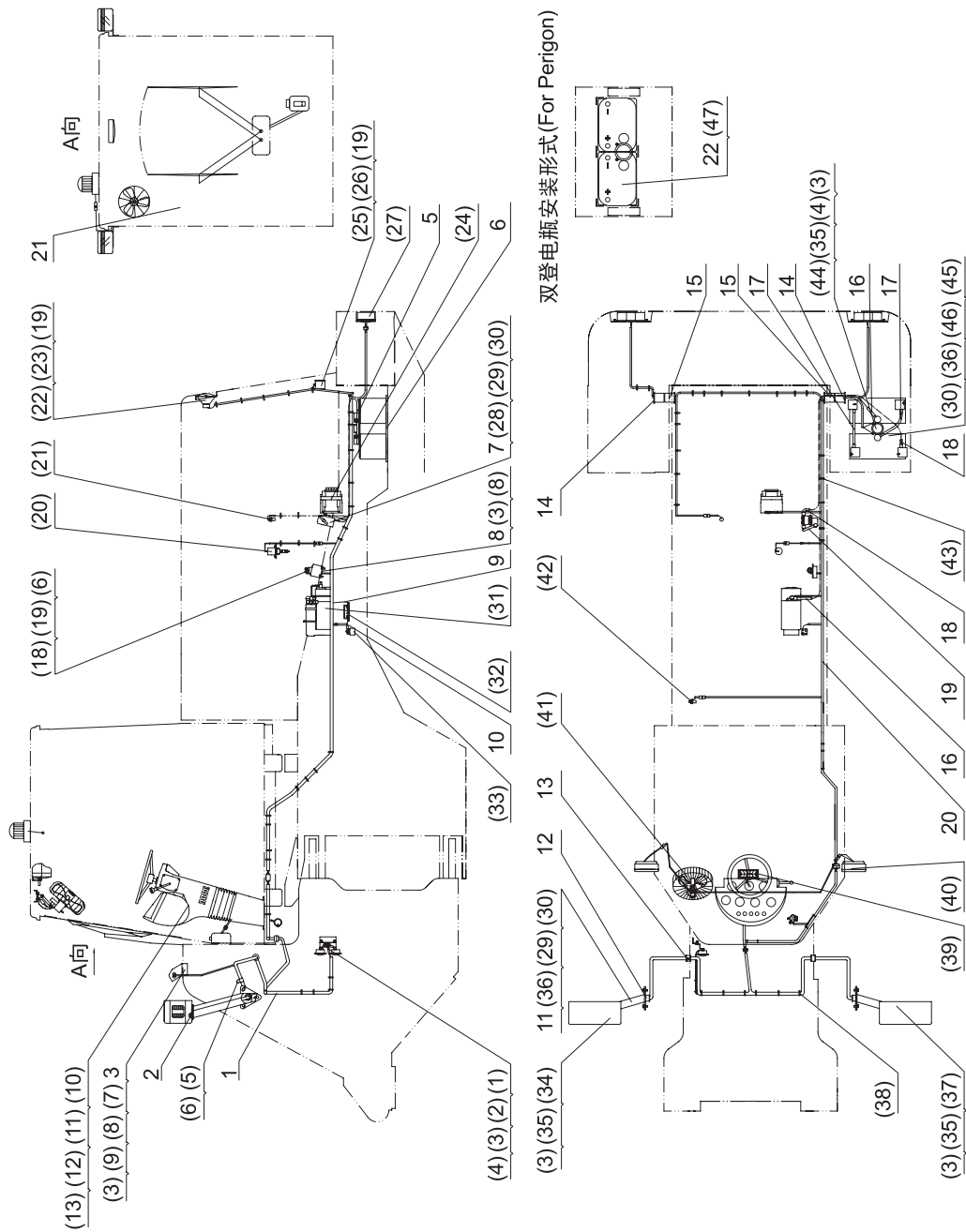
第114图 暖风系统(配康明斯6CTA8.3-C215发动机)
 FIG.114 WARM BRAW SYSTEM(FOR CUMMINS ENGINE)



序号 NO.	部件号 PART NO.	零件名称 PART NAME	数量 Q'TY
1	DG956WIV-01301	暖风机进水管1 Inlet pipe 1	1
2	DG956WIV-01302	暖风机进水管2 Inlet pipe 2	1
3	DG956WIV-01303	暖风机回水管 Return pipe	1
(1)	DG956-FSFM	放水阀门 Tail water valve	1
(2)	DG956-JSFM	进水阀门Z3/8" Inlet water valve	1
(3)	DG956-HSFM	回水阀门NPT3/8" Backwater valve	1
(4)	JB3618.1 22~26	双钢丝卡箍22~26 Clamp	8
(5)	JB3618.1 65~70	双钢丝卡箍65~70 Clamp	2
(6)	D2071-00000	暖风机 Heater unit	1
(7)	DG938-FD	风道 Air duct	1

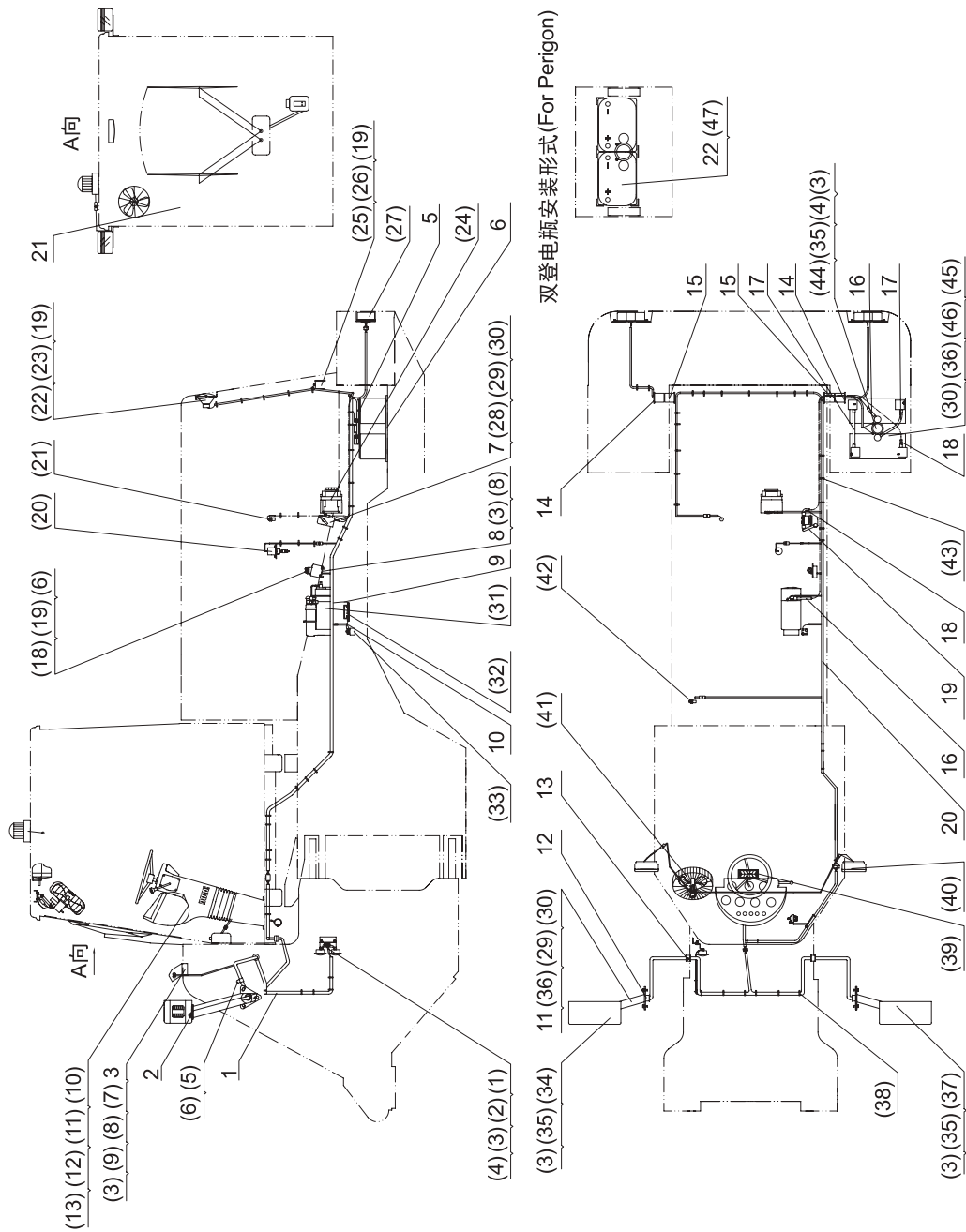
第115图 电气系统

FIG.115 ELECTRICAL SYSTEM



序号 NO.	部件号 PART NO.	零件名称 PART NAME	数量 Q'TY
1	DG966-15006防	前线束	1
2	ZL18-15022	绝缘套3	2
3	DG966-15022	护板(先导操纵用)	1
5	ZL50G2-15025	橡胶板100×180	1
6	ZL50G2-15001	橡胶板400×180	2
7	ZL50G3-15019	电源开关安装版	1
8	ZL50G2-15023	安装版	1
9	DG956WIV-15020	预热线束1(配康明斯用)	1
10	DG956WIV-15021	预热线束2(配康明斯用)	1
11	ZL50G2-A15008-R	灯架总成(右)	1
	ZL50G2-A15008-L	灯架总成(左)	1
12	ZL18-15021	绝缘套2	2
13	ZL50G2-15013	绝缘套1	2
14	ZL50G2-15024	绝缘套	4
15	ZL50G2-15026	橡胶保护套φ32×260	2
16	DG956WII-15003	起动机电源线	1
	DG956WI-15003	起动机电源线(配潍柴用)	1
17	ZL50G2-15010	电瓶连接线	2
18	ZL50G2-15011	电瓶搭铁线	1
19	ZL50G2-15012	搭铁线	1
20	DG956WI-15004防	后线束(配潍柴用)	1
	DG956WII-15004防	后线束(配上柴用)	1
	DG956WIV-15004防	后线束(配康明斯用)	1
21	DG953-B15013	驾驶室电气安装图	1
22	ZL50G2-15001A	橡胶板490×180	1

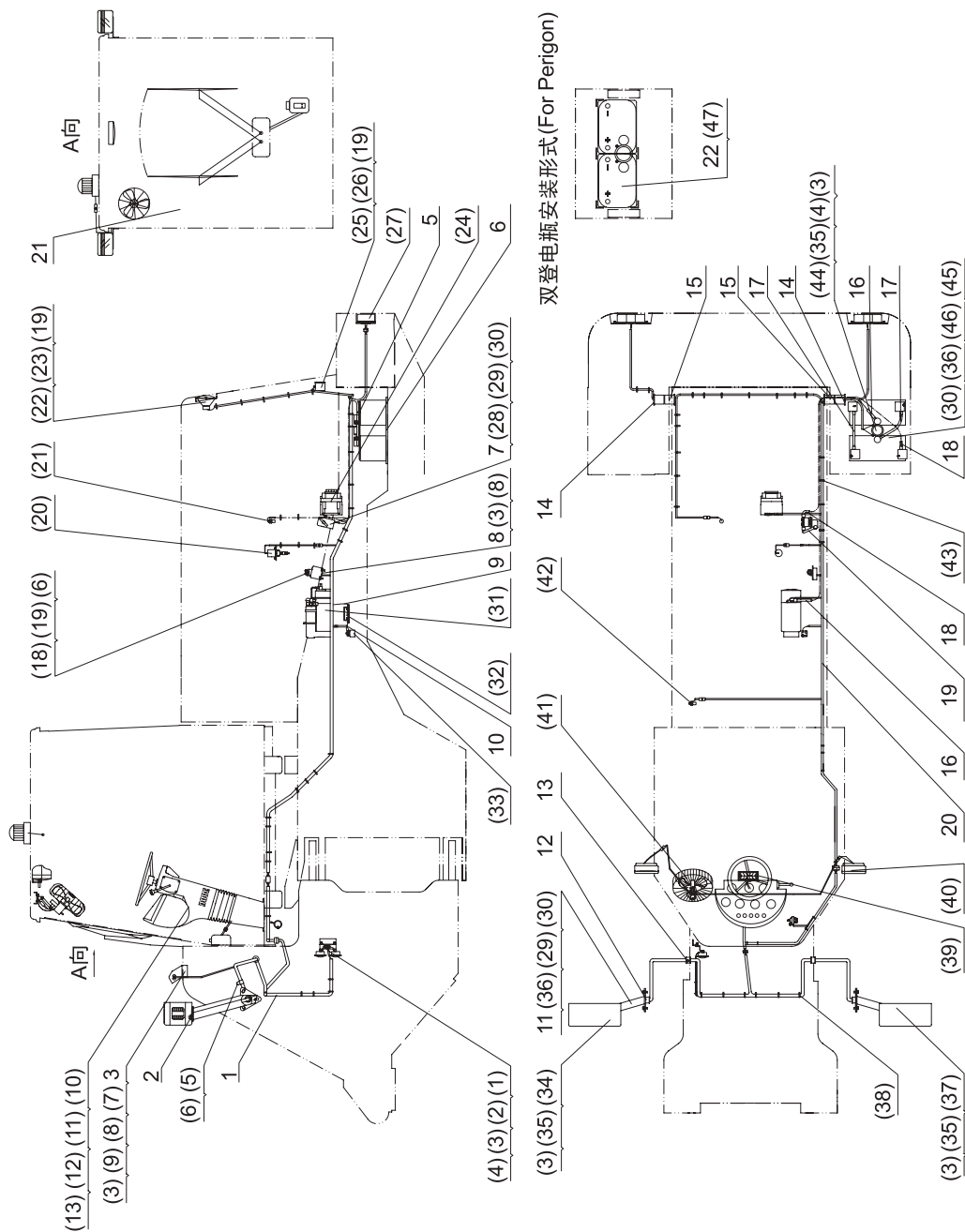
第115图 电气系统
FIG.115 ELECTRICAL SYSTEM



序号 NO.	部件号 PART NO.	零件名称 PART NAME	数量 Q'TY	
(1)	D2712-12500	双音盆型喇叭	Twin-horn set	1
(2)	GB5781 M8 × 25	螺栓M8 × 25	Bolt	2
(3)	GB93 8	弹垫8	Spring washer	16
(4)	GB6170 M8	螺母M8	Nut	4
(5)	D2930-01400	连胶条卡箍	Clamp	8
(6)	GB818 M6 × 16	螺栓M6 × 16	Bolt	14
(7)	D2580-01800	电磁式接近开关(先导操纵用)	Battery main switch(for pilot)	1
(8)	GB5781 M8 × 20	螺栓M8 × 20	Bolt	4
(9)	GB95 8	垫圈8	Washer	2
(10)	D2220-05004	仪表台(配上柴、徐州思达)	Instrument desk assy.	1
	D2220-05014	仪表台(配上柴、江苏华骋)	Instrument desk assy.	1
	D2220-05001	仪表台(配康明斯、潍柴、徐州思达)	Instrument desk assy.	1
	D2220-05011	仪表台(配康明斯、潍柴、江苏华骋)	Instrument desk assy.	1
(11)	GB5783 M12 × 30	螺栓M12 × 30	Bolt	4
(12)	GB95 12	垫圈12	Washer	4
(13)	GB93 12	弹垫12	Spring washer	4
(18)	D2670-00001	启动继电器	Starting relay	1
(19)	GB93 6	弹垫6	Spring washer	8
(20)	D2680-02400	熄火电磁铁(上柴带)	Flameout electromagnet (SHANGCHAI with)	1
	D2680-02500	熄火电磁铁(潍柴带)	Flameout electromagnet (WEICHAI with)	1
	D2680-00001	熄火电磁铁(康明斯带)	Flameout electromagnet (CUMMINS with)	1
(21)	D2310-00001	水温传感器(配康明斯用)	Water temperature sensor(for CUMMINS)	1
	D2310-00003	水温传感器	Water temperature sensor	1
(22)	D2480-05500	方形后大灯	Rear big lamp	2
(23)	GB 818 M6 × 20	螺栓M6 × 20	Bolt	4
(24)	D2031-06301	发电机总成(上柴带)	Generator assy. (SHANGCHAI with)	1
	D2031-06300	发电机总成(潍柴带)	Generator assy. (WEICHAI with)	1
	D2031-07000	发电机总成(康明斯带)	Generator assy. (CUMMINS with)	1

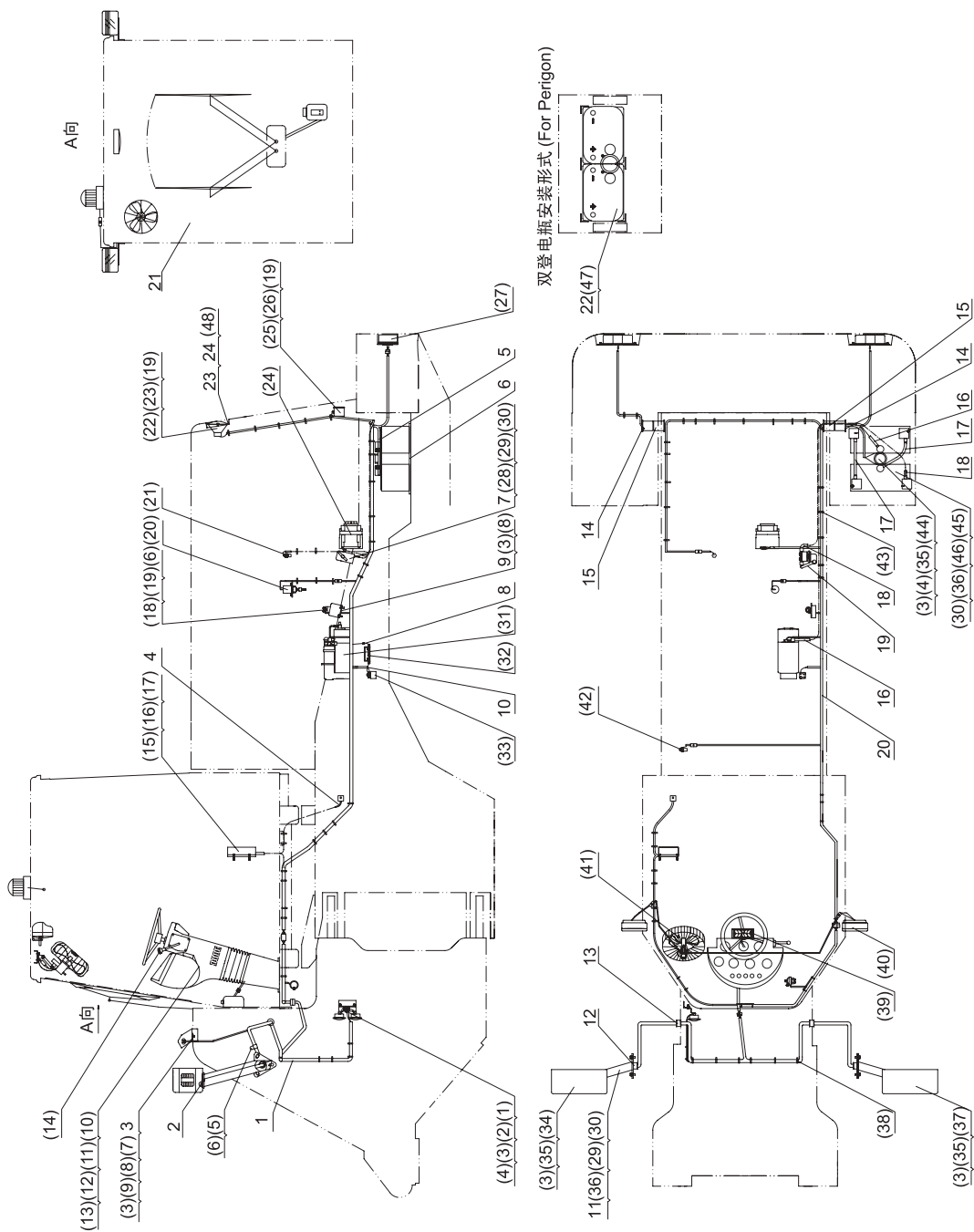
第115图 电气系统

FIG.115 ELECTRICAL SYSTEM



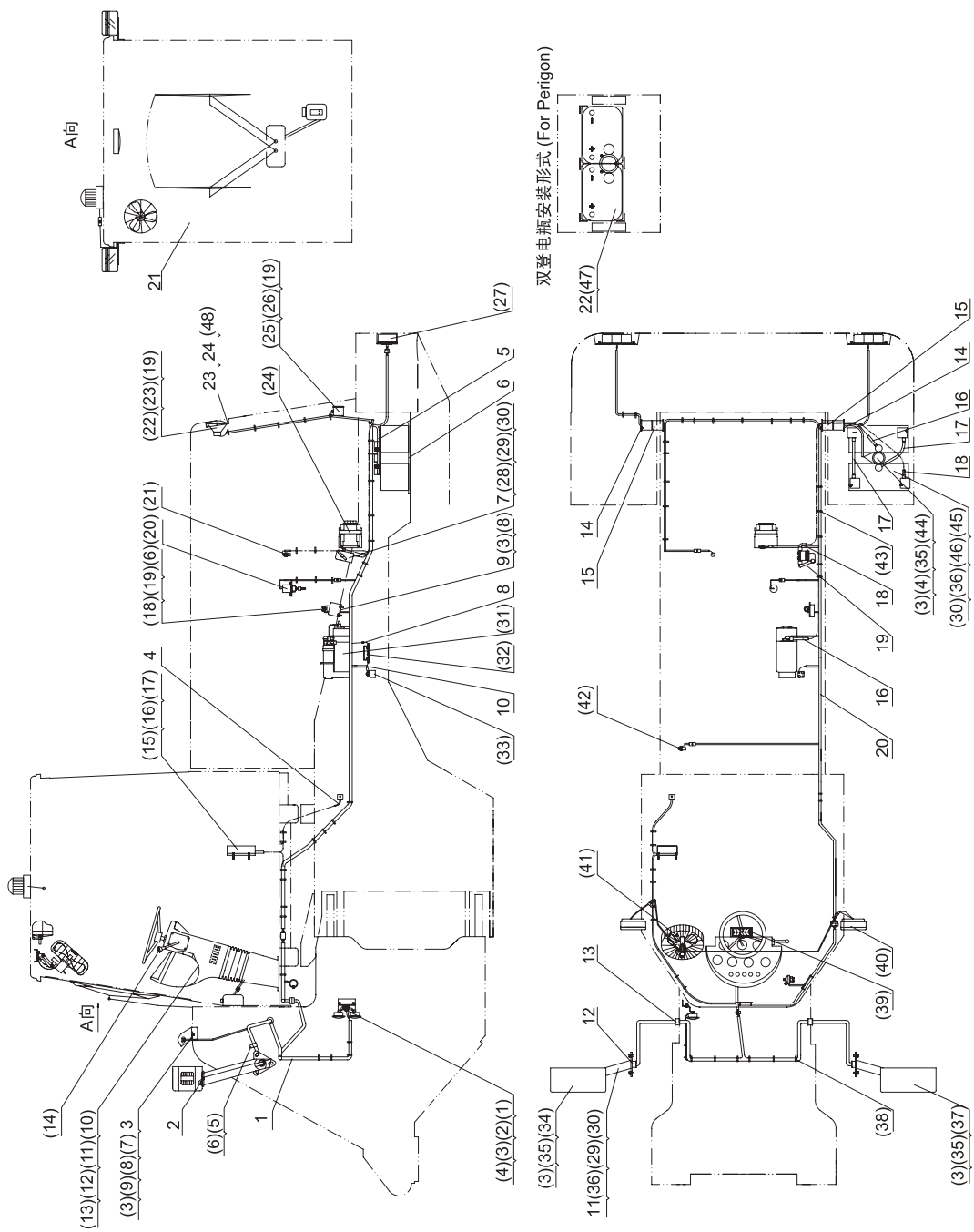
序号 NO.	部件号 PART NO.	零件名称 PART NAME	数量 Q'TY
(25)	D2730-08501	倒车报警器 Back-up warner	1
(26)	GB818 M6 × 12	螺栓M6 × 12 Bolt	2
(27)	D2443-03701	三字后灯 SANYU rear lamp	2
(28)	D2551-15000	手动电源开关 Manual power switch	1
(29)	GB5781 M10 × 25	螺栓M10 × 25 Bolt	8
(30)	GB93 10	弹垫10 Spring washer	12
(31)	D2051-00700	起动机总成(上柴带) Starter assy.(SHANGCHAI with)	1
	D2051-00800	起动机总成(潍柴用) Starter assy.(WEICHAI with)	1
	D2051-00801	起动机总成(康明斯带) Starter assy.(CUMMINS with)	1
(32)	D2772-15000	吉门保险(配康明斯用) ZEEMAN insurance(for CUMMINS)	1
(33)	D2610-10000	继电器(康明斯带) Relay(Cummins with)	1
(34)	D2400-07502	右前组合大灯 R/F big lamp	1
(35)	GB5781 M8 × 30	螺栓M8 × 30 Bolt	10
(36)	GB95 10	垫圈10 Washer	8
(37)	D2400-07501	左前组合大灯 L/F big lamp	1
(38)	D2900-15000	可松开锁式扎带150 × 8 Clamp	44
(39)	D2430-00501	顶灯 Top lamp	1
(40)	D2470-07500	工作灯 Work lamp	2
(41)	D2830-00600	风扇 Fan	1
(42)	D2310-00001	变矩器油温传感器 Oil temperature sensor, torque converter	1
(43)	D2900-20000	可松开锁式扎带200 × 8 Clamp	22
(44)	D2601-30000	电磁式电源总开关 Electromagnetic switch	1
(45)	D2011-12000	免维护蓄电池总成 Accumulator assy.	1
(46)	GB 6170 M10	螺母M10 Nut	4
(47)	D2011-05000	免维护蓄电池总成(选装) Accumulator assy. (optinoal)	1

第116图 SL50W-3电气系统 FIG.116 ELECTRICAL SYSTEM



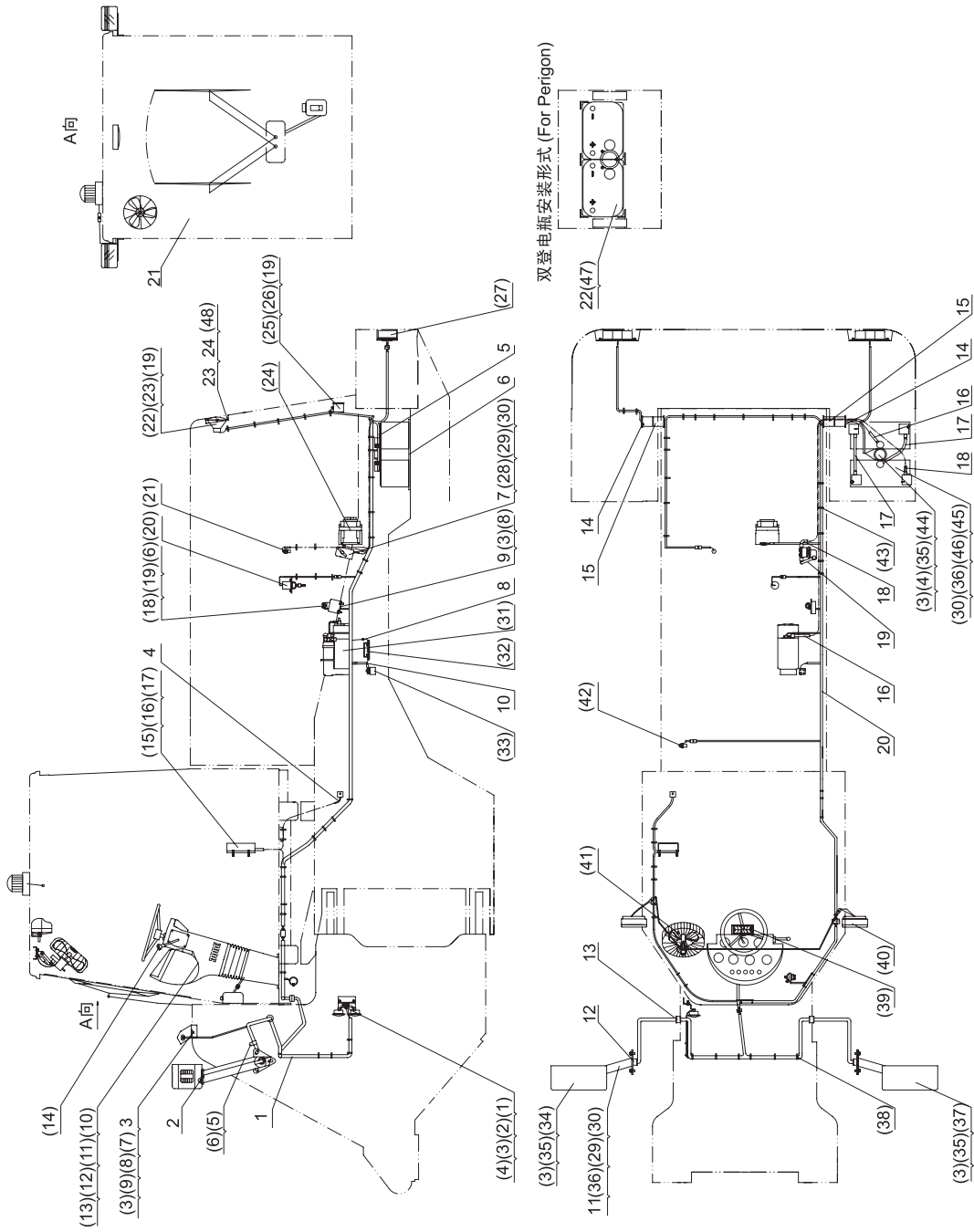
序号 NO.	部件号 PART NO.	零件名称 PART NAME	数量 Q'TY
1	DG966-15006防	前线束	1
2	ZL18-15022	绝缘套3	2
3	DG966-15022	护板(先导操纵用)	1
4	DG956W II -15500	电脑盒线束	1
5	ZL50G2-15025	橡胶板100×180	1
6	ZL50G2-15001	橡胶板400×180	2
7	ZL50G3-15019	电源开关安装版	1
8	ZL50G2-15023	安装版	1
9	DG956W IV-15020	预热线束1(配康明斯用)	1
10	DG956W IV-15021	预热线束2(配康明斯用)	1
11	ZL50G2-A15008-R	灯架总成(右)	1
	ZL50G2-A15008-L	灯架总成(左)	1
12	ZL18-15021	绝缘套2	2
13	ZL50G2-15013	绝缘套1	2
14	ZL50G2-15024	绝缘套	4
15	ZL50G2-15026	橡胶保护套 φ 32×260	2
16	DG956W II -15003	起动机电源线	1
	DG956WI-15003	起动机电源线(配潍柴用)	1
17	ZL50G2-15010	电瓶连接线	2
18	ZL50G2-15011	电瓶搭铁线	1
19	ZL50G2-15012	搭铁线	1
20	DG956WI-15004防	后线束(配潍柴用)	1
	DG956WII-15004防	后线束(配上柴用)	1
	DG956WIV-15004防	后线束(配康明斯用)	1
21	DG953-B15013	驾驶室电气安装图	1
22	ZL50G2-15001A	橡胶板490×180	1
23	ZL50G2-15030	右后灯罩总成(配WD10G220E21)	1
24	ZL50G2-15031	左后灯罩总成(配WD10G220E21)	1

第116图 SL50W-3电气系统 FIG.116 ELECTRICAL SYSTEM



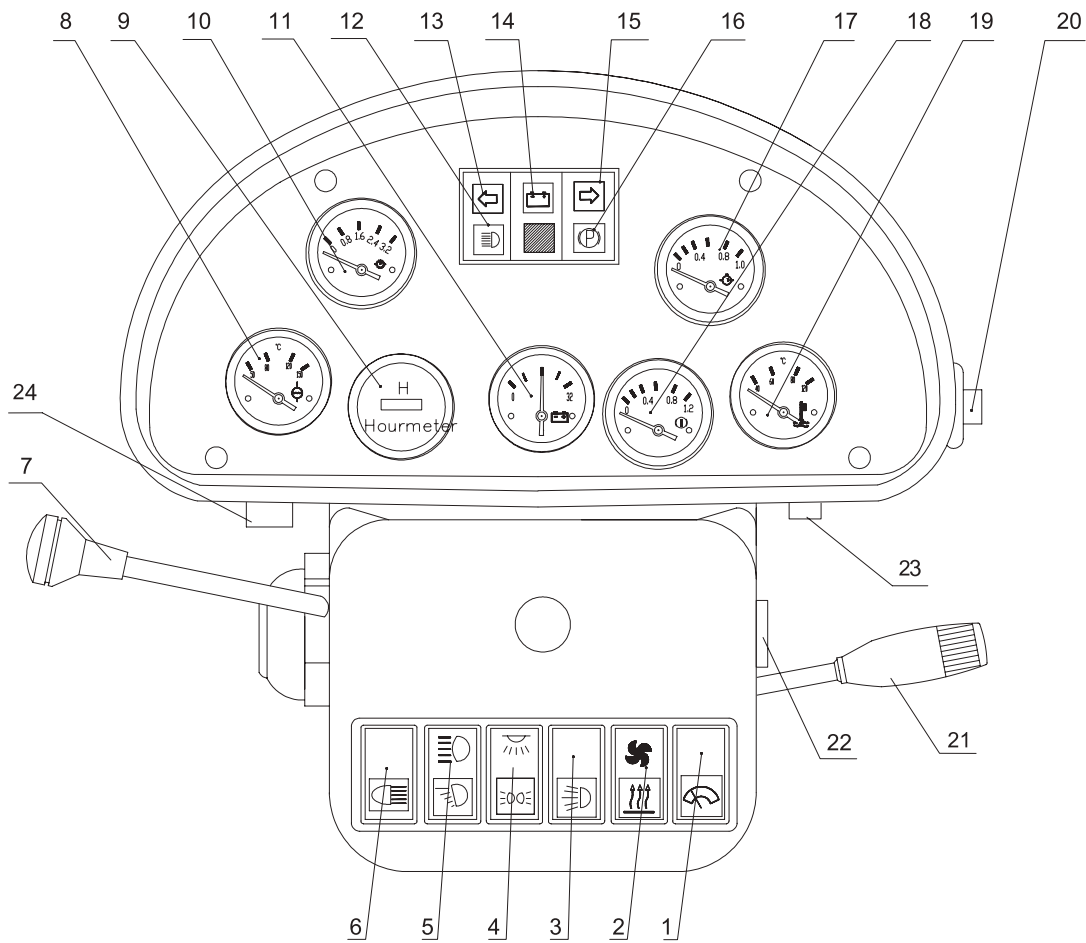
序号 NO.	部件号 PART NO.	零件名称 PART NAME	数量 Q'TY	
(1)	D2712-12500	双音盆型喇叭	Twin-horn set	1
(2)	GB5781 M8 × 25	螺栓M8 × 25	Bolt	2
(3)	GB93 8	弹垫8	Spring washer	16
(4)	GB6170 M8	螺母M8	Nut	4
(5)	D2930-01400	连胶条卡箍	Clamp	8
(6)	GB818 M6 × 16	螺栓M6 × 16	Bolt	14
(7)	D2580-01800	电磁式接近开关(先导操纵用)	Battery main switch(for pilot)	1
(8)	GB5781 M8 × 20	螺栓M8 × 20	Bolt	4
(9)	GB95 8	垫圈8	Washer	8
(10)	D2220-05002	仪表台(配上柴、徐州思达)	Instrument desk assy.	1
	D2220-05012	仪表台(配上柴、江苏华骋)	Instrument desk assy.	1
	D2220-05003	仪表台(配康明斯、潍柴、徐州思达)	Instrument desk assy.	1
	D2220-05013	仪表台(配康明斯、潍柴、江苏华骋)	Instrument desk assy.	1
(11)	GB5783 M12 × 30	螺栓M12 × 30	Bolt	4
(12)	GB95 12	垫圈12	Washer	4
(13)	GB93 12	弹垫12	Spring washer	4
(14)	D2950-00000	电控手柄	Electric control handle	1
(15)	D2940-00000	电控控制器	Control device	1
(16)	GB5781 M6 × 30	半圆头螺钉M6 × 30	Screw	4
(17)	GB6170 M6	螺母M6	Nut	4
(18)	D2670-00001	启动继电器	Starting relay	1
(19)	GB93 6	弹垫6	Spring washer	7
(20)	D2680-02400	熄火电磁铁(上柴带)	Flameout electromagnet (SHANGCHAI with)	1
	D2680-02500	熄火电磁铁(潍柴带)	Flameout electromagnet (WEICHAI with)	1
	D2680-00001	熄火电磁铁(康明斯带)	Flameout electromagnet (CUMMINS with)	1
(21)	D2310-00001	水温传感器(配康明斯用)	Water temperature sensor (for CUMMINS)	1
	D2310-00003	水温传感器	Water temperature sensor	1
(22)	D2480-05500	方形后大灯	Rear big lamp	2
(23)	GB 818 M6 × 20	螺栓M6 × 20	Bolt	4
(24)	D2031-06301	发电机总成(上柴带)	Generator assy.(SHANGCHAI with)	1
	D2031-06300	发电机总成(潍柴带)	Generator assy.(WEICHAI with)	1
	D2031-07000	发电机总成(康明斯带)	Generator assy.(CUMMINS with)	1

第116图 SL50W-3电气系统 FIG.116 ELECTRICAL SYSTEM



序号 NO.	部件号 PART NO.	零件名称 PART NAME	数量 Q'TY	
(25)	D2730-08501	倒车报警器	Back-up warner	1
(26)	GB818 M6 × 12	螺栓M6 × 12	Bolt	2
(27)	D2443-03701	三字后灯	SANYU rear lamp	2
(28)	D2551-15000	手动电源开关	Manual power switch	1
(29)	GB5781 M10 × 25	螺栓M10 × 25	Bolt	8
(30)	GB93 10	弹垫10	Spring washer	12
(31)	D2051-00700	起动机总成(上柴带)	Starter assy.(SHANGCHAI with)	1
	D2051-00800	起动机总成(潍柴用)	Starter assy.(WEICHAI with)	1
	D2051-00801	起动机总成(康明斯带)	Starter assy.(CUMMINS with)	1
(32)	D2772-15000	吉门保险(配康明斯用)	ZEEMAN insurance(for CUMMINS)	1
(33)	D2610-10000	继电器(康明斯带) Relay	Relay(Cummins with)	1
(34)	D2400-07502	右前组合大灯	R/F big lamp	1
(35)	GB5781 M8 × 30	螺栓M8 × 30	Bolt	12
(36)	GB95 10	垫圈10	Washer	8
(37)	D2400-07501	左前组合大灯	L/F big lamp	1
(38)	D2900-15000	可松开锁式扎带150 × 8	Clamp	44
(39)	D2430-00501	顶灯	Top lamp	1
(40)	D2470-07500	工作灯	Work lamp	2
(41)	D2830-00600	风扇	Fan	1
(42)	D2310-00001	变矩器油温传感器	Oil temperature sensor, torque converter	1
(43)	D2900-20000	可松开锁式扎带200 × 8	Clamp	22
(44)	D2601-30000	电磁式电源总开关	Electromagnetic switch	1
(45)	D2011-12000	免维护蓄电池总成	Accumulator assy.	1
(46)	GB 6170 M10	螺母M10	Nut	4
(47)	D2011-05000	免维护蓄电池总成(选装)	Accumulator assy. (optinoal)	1
(48)	D2481-07500	后大灯(配WD10G220E21)	Rear lamp	2

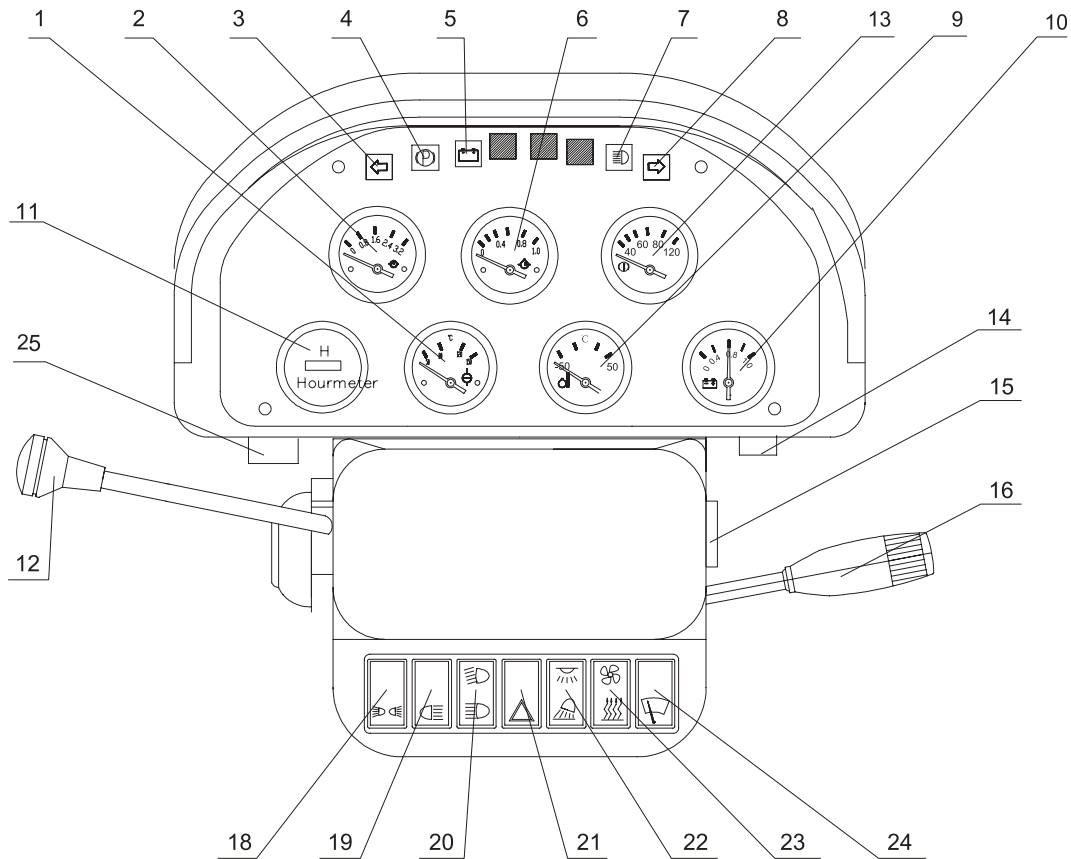
第117图 仪表台(徐州思达)
 FIG.117 INSTRUMENT DESK(Xuzhou SIDA)



序号 NO.	部件号 PART NO.	零件名称 PART NAME	数量 Q'TY	
1	D2540-04702	雨刷开关	Wiper switch	1
2	D2541-14802	风扇、暖风开关	Fan/warm braw switch	1
3	D2542-00202	工作灯开关	Work lamp switch	1
4	D2511-08700	小灯、顶灯开关	Small lamp and top lamp switch	1
5	D2544-14802	前灯远近光开关	Far and near beam for front lamp	1
6	D2545-00202	后灯开关	Rear lamp switch	1
7	D2910-25500	操纵软轴	Control flexible shaft	1
8	D2121-14001	变矩器油温表	Oil temperature meter, torque converter	1
9	D2171-00000	工时表	Man-hour meter	1
10	D2163-03200	变速压力表	Shift gears pressure meter	1
11	D2140-03200	电压表	Voltmeter	1
12	D2460-00000	前大灯远光指示灯	Far beam indicator light for headlight	1
13	D2461-00000	左转向指示灯	Left steering indicator light	1
14	D2462-00000	电源指示灯	Power indicator light	1
15	D2463-00000	右转向指示灯	Right steering indicator light	1
16	D2464-00000	刹车指示灯	Brake indicator light	1
17	D2103-01000	发动机油压表	Oil pressure meter for engine	1
18	D2190-01200	气压表	Air pressure meter	1
19	D2113-12000	发动机水温表	Water temperature for engine	1
20	D2510-05001	危机按钮开关	Critical button switch	1
21	D2560-00001	组合开关	Combined switch	1
22	D2763-02001	保险丝盒	Fuse box	1
23	D2500-41201	启动开关	Start switch	1
24	D2780-00001	备用电源	Reserve power	1

第118图 仪表台(江苏华骋)

FIG.118 INSTRUMENT DESK (Jiangsu HUACHENG)



序号 NO.	部件号 PART NO.	零件名称 PART NAME	数量 Q'TY	
1	D2121-14001	变矩器油温表	Oil temperature meter, torque converter	1
2	D2163-03200	变速压力表	Shift gears pressure meter	1
3	D2461-00000	左转向指示灯	Left steering indicator light	1
4	D2464-00000	刹车指示灯	Brake indicator light	1
5	D2462-00000	充电指示灯	Power indicator light	1
6	D2103-01000	发动机油压表	Oil pressure meter for engine	1
7	D2460-00000	前灯远光指示灯	Far indicator light for headlight	1
8	D2463-00000	右转向指示灯	Right steering indicator light	1
9	D2113-12000	发动机水温表	Water temperature meter for engine	1
10	D2140-03200	电压表	Voltmeter	1
11	D2171-00000	工时表	Man-hour meter	1
12	D2910-23500	操纵软轴	Control flexible shaft	1
13	D2190-01200	气压表	Air pressure meter	1
14	D2500-41202	启动开关	Start switch	1
15	D2763-02002	保险丝盒	Fuse box	1
16	D2560-00002	组合开关	Combined switch	1
18	D2546-00201	仪表灯、小灯开关	Instrument lamp and small lamp switch	1
19	D2545-00201	后大灯开关	Rear lamp switch	1
20	D2544-14801	前灯远、近光开关	Far and near beam for front lamp	1
21	D2510-05002	危急信号灯开关	Critical signal lamp switch	1
22	D2547-14801	顶灯、工作灯开关	Top lamp and work lamp switch	1
23	D2541-14801	风扇、暖风开关	Fan and warm braw switch	1
24	D2540-04701	刮水器开关	Wiper switch	1
25	D2780-00002	备用电源	Reserve power	1

SHANTUI

山推工程机械股份有限公司

SHANTUI CONSTRUCTION MACHINERY CO.,LTD

地址:山东省济宁市327国道58号(山推国际事业园)

全国统一服务热线:400-6663666

邮编: 272073

网址:www.shantui.com

2013年12月出版