

CDM833.00
WHEEL LOADER

PARTS BOOK

Preface

Thank you for selecting our products.

The Parts Book is specifically for the CDM833.00 wheel loader with standard configuration, which provides relevant detailed information about all systems/assemblies/parts, including Chinese/English description, part number, specification and quantity per unit etc.

Non-standard products configured with other brand diesel engine, transmission, axles and optional parts, and modified loaders, e.g. coal loader, rock loader and high dump loader etc, can cause some changes in the systems/assemblies/parts, which are not listed in the Parts Book. Product improvement or supplier alteration might make parts different. If you have any question about the manual, please contact us or your nearest dealer.

In addition to parts description, specification and quantity, the Serial Number and Manufacture Date of specified machine should be supplied with spare parts order, so that we can deliver you correct parts in time.

Customers are sincerely requested to give us suggestions with contact information on the back cover.

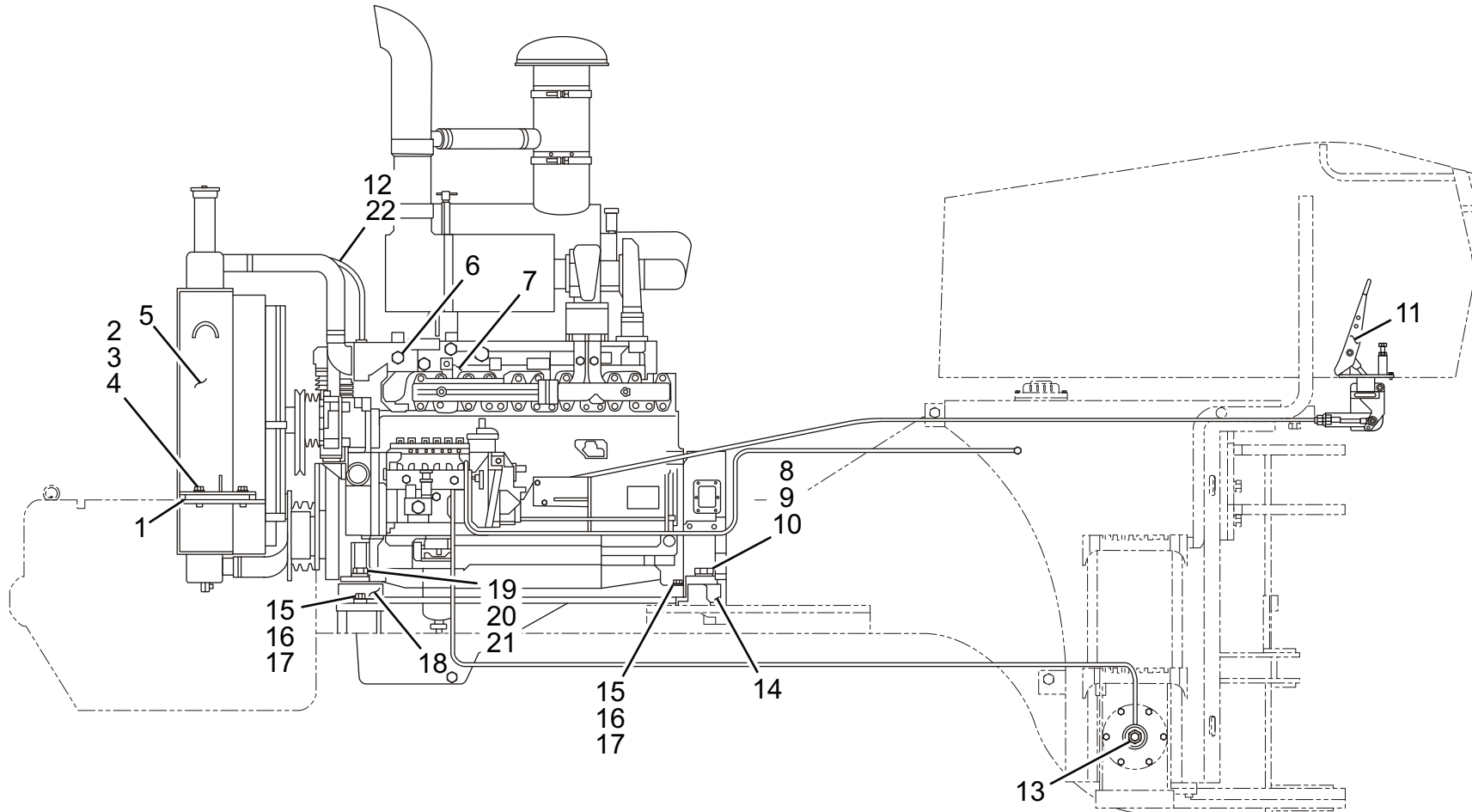
Lonking Holdings Limited

Jun, 2010

Contents

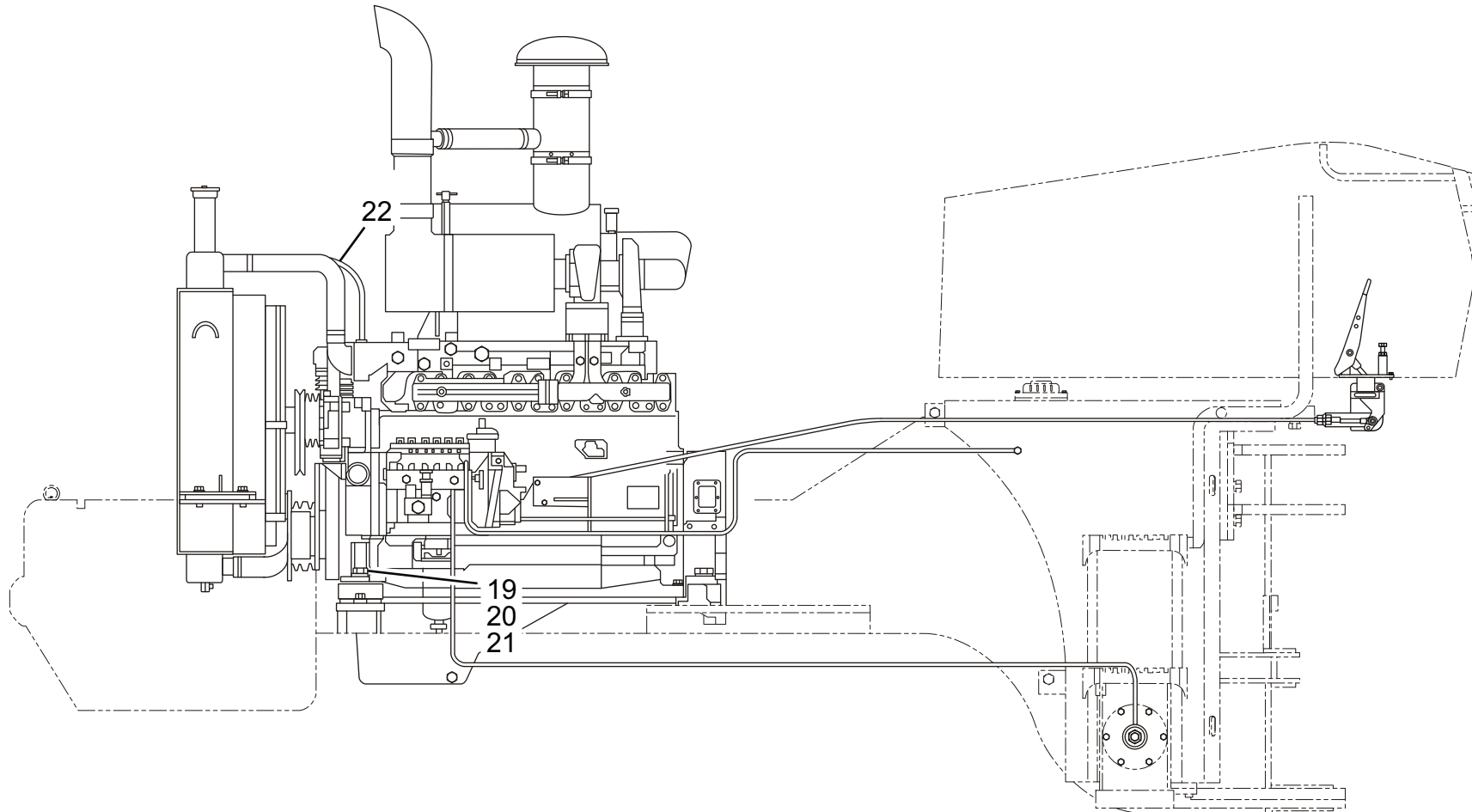
I. Diesel Engine System	01	VII. Implement Hydraulic System	81
1.1 Diesel engine system	01	7.1 Implement hydraulic system	81
1.2 Throttle control assembly	05	7.2 Lift cylinder	91
II. Torque Converter system	07	7.3 Tilt cylinder	95
2.1 Torque converter system	07	7.4 Hydraulic tank assembly	99
2.2 Torque converter and Transmission oil circuit assembly	09	VIII. Service Brake System	103
2.3 Upper drive shaft assembly	13	8.1 Service brake system	103
III. Transmission System	15	8.2 Air tank assembly	109
3.1 Transmission system	15	8.3 Disc brake	111
3.2 Transmission assembly I	19	IX. Parking Brake System	113
3.3 Transmission assembly II	21	X. Frame System	115
3.4 Transmission assembly III	23	XI. Implement assembly System	121
3.5 Forward / Reverse clutch assembly	27	XII. Cab System	125
3.6 Gear I, III clutch assembly	31	XIII. Out Panel System	129
3.7 Gear II clutch assembly	35	XIV. Electrical System	133
IV. Axle System	39	XV. Tool Kit	141
4.1 Axle system	39	XVI. Warning Mark System	147
4.2 Spindle speed reducer assembly	41	XVII. Greasing Points Indication Layout	151
4.3 Main reducer assembly	47	XVIII. Wiring Harness	152
4.4 Differential assembly for standard 30F axle	51		
4.5 Front drive shaft	53		
4.6 Intermediate support	55		
4.7 Intermediate / rear drive shaft assembly	57		
V. Control System	59		
5.1 Control system	59		
5.2 Speed control assembly	61		
5.3 Implement control assembly	63		
VI. Steering Hydraulic System	67		
6.1 Steering hydraulic system	67		
6.2 Hydraulic steering gear	73		
6.3 Steering cylinder	77		

TD226B-6G1 柴油发动机系统 TD226B-6G1 Diesel engine system (CDM833.01)(图 /Figure 01)



TD226B-6G1 柴油发动机系统 TD226B-6G1 Diesel engine system (CDM833.01)(图 /Figure 01)						
序号 Item	代号 Parts number	名称 Part Description		规格 Specification	数量 Qty	备注 Remarks
1	LG30F.01 I -001	水箱胶垫	Radiator rubber pad		2	水箱自带 / 原 301006D
2	GB/T5783	螺栓	Bolt	M12 × 45-8.8	4	
3	GB/T93	垫圈	Washer	12	4	
4	GB/T97.1	垫圈	Washer	12	4	
5	CDM833.01.04	水箱总成	Radiator assembly		1	
6	LG30F.01 I -002	水管接头	Pipe connector		1	
7	LG30F.01 I .03	柴油机总成	Diesel engine assembly		1	道依茨 TD226B-6G1(92KW)
8	GB/T5782	螺栓	Bolt	M24 × 60-8.8	2	
9	GB/T93	垫圈	Washer	24	2	
10	GB/T97.1	垫圈	Washer	24	2	
11	LG30F.01 I .06	油门操纵总成	Throttle control assembly		1	
12	HG/T2184	透气管	Vent pipe		1	
13	LG853.01-003	油箱吸回油螺栓接头	Oil suction/return bolt connector		2	
14	LG30F.01 I .07	发动机后减震器	Rear shock absorber of engine	EA-300	2	
15	GB/T5783	螺栓	Bolt	M14 × 40-8.8	12	
16	GB/T93	垫圈	Washer	14	12	
17	GB/T97.1	垫圈	Washer	14	12	
18	LG30F.01 I .08	发动机前减震器	Front shock absorber of engine	EA-220	2	

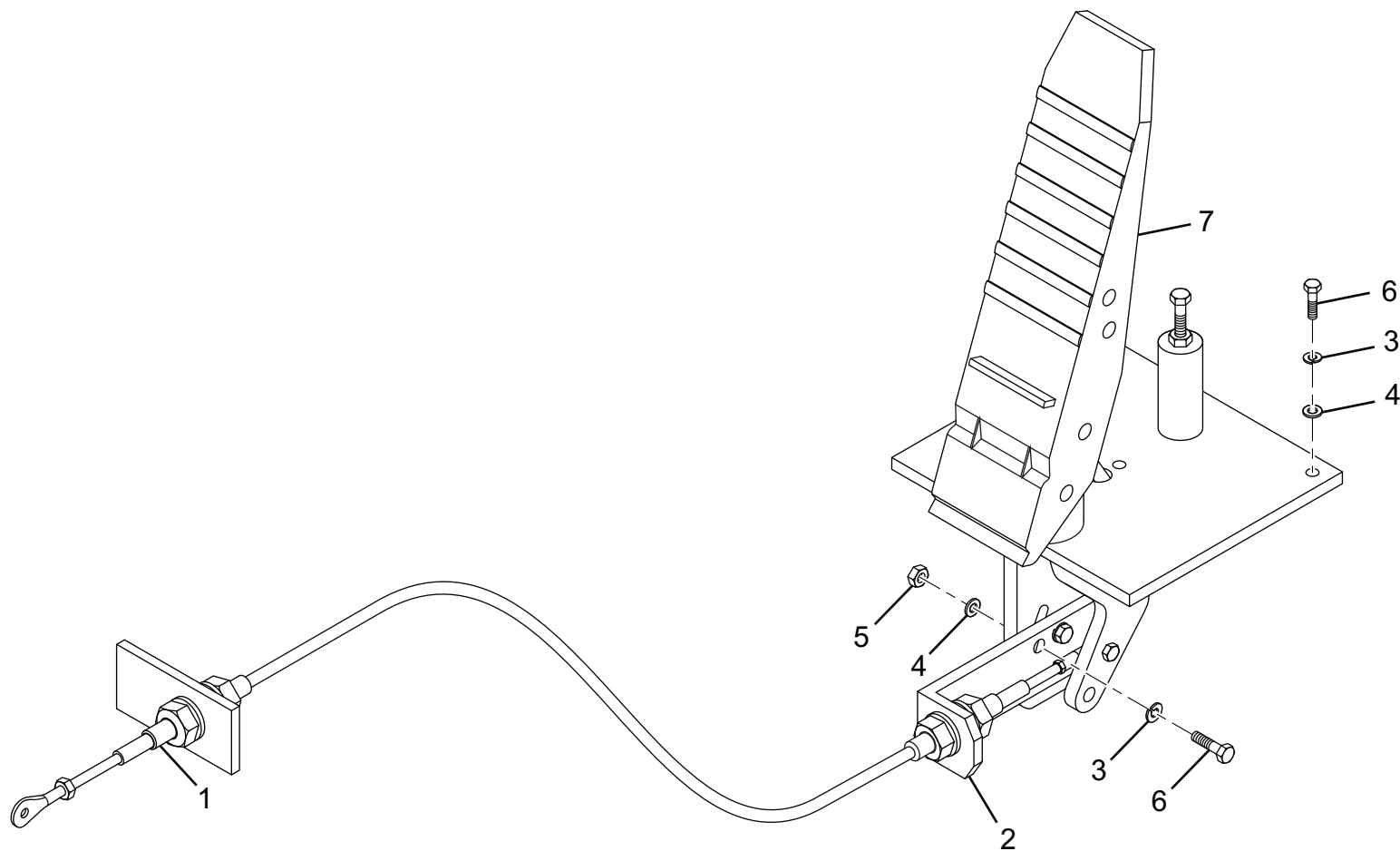
TD226B-6G1 柴油发动机系统 TD226B-6G1 Diesel engine system (CDM833.01)(图 /Figure 01)



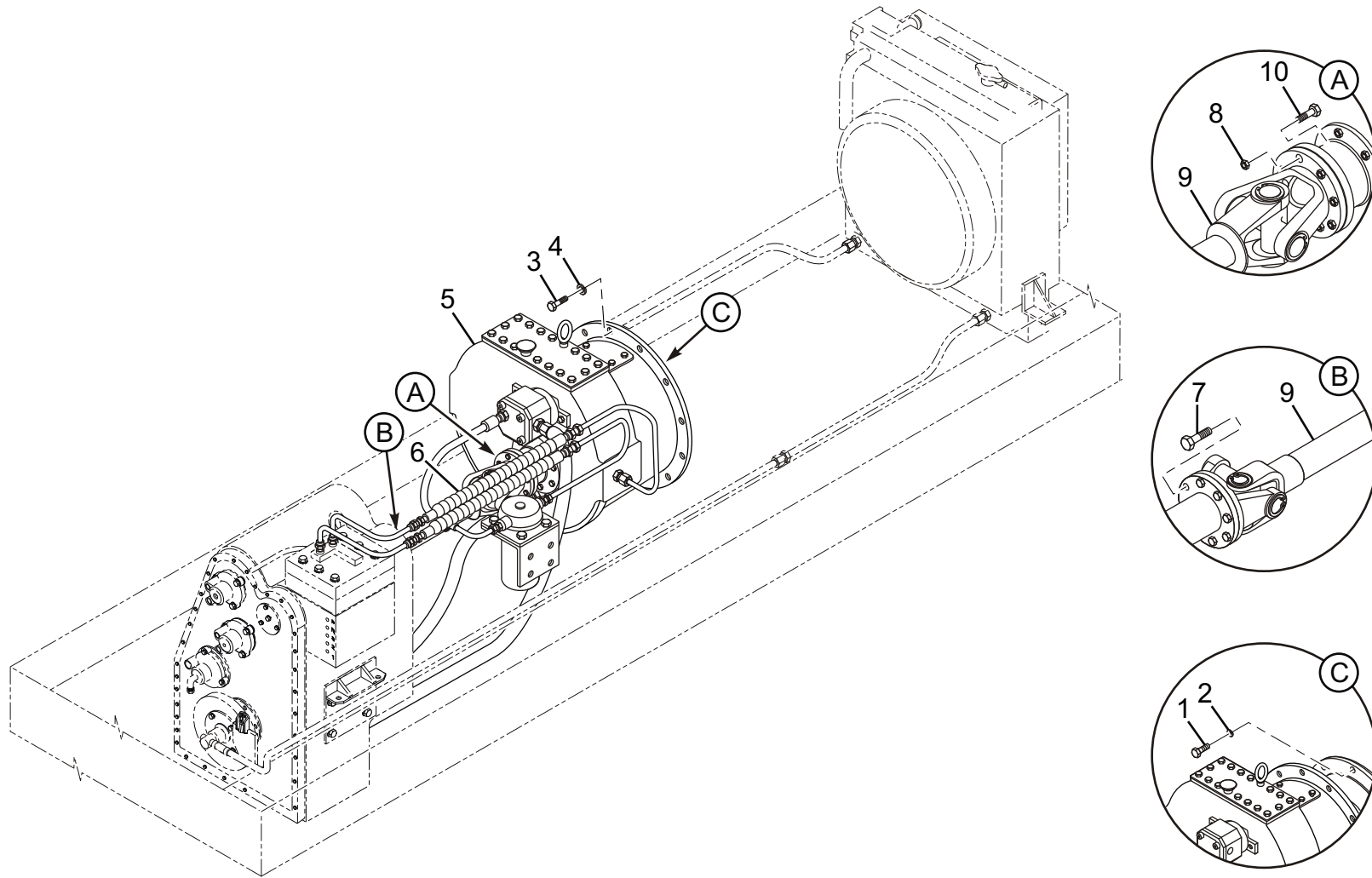
TD226B-6G1 柴油发动机系统 TD226B-6G1 Diesel engine system (CDM833.01)(图 /Figure 01)

序号 Item	代号 Parts number	名称 Part Description		规格 Specification	数量 Qty	备注 Remarks
19	GB/T5783	螺栓	Bolt	M22 × 70-8.8	2	
20	GB/T93	垫圈	Washer	22	2	
21	GB/T97.1	垫圈	Washer	22	2	
22	JB/T8870	喉箍	Hose clamp	Φ32-44	2	

油门操纵总成 Throttle control assembly (LG30F.01 I .06)(图 /Figure 02)



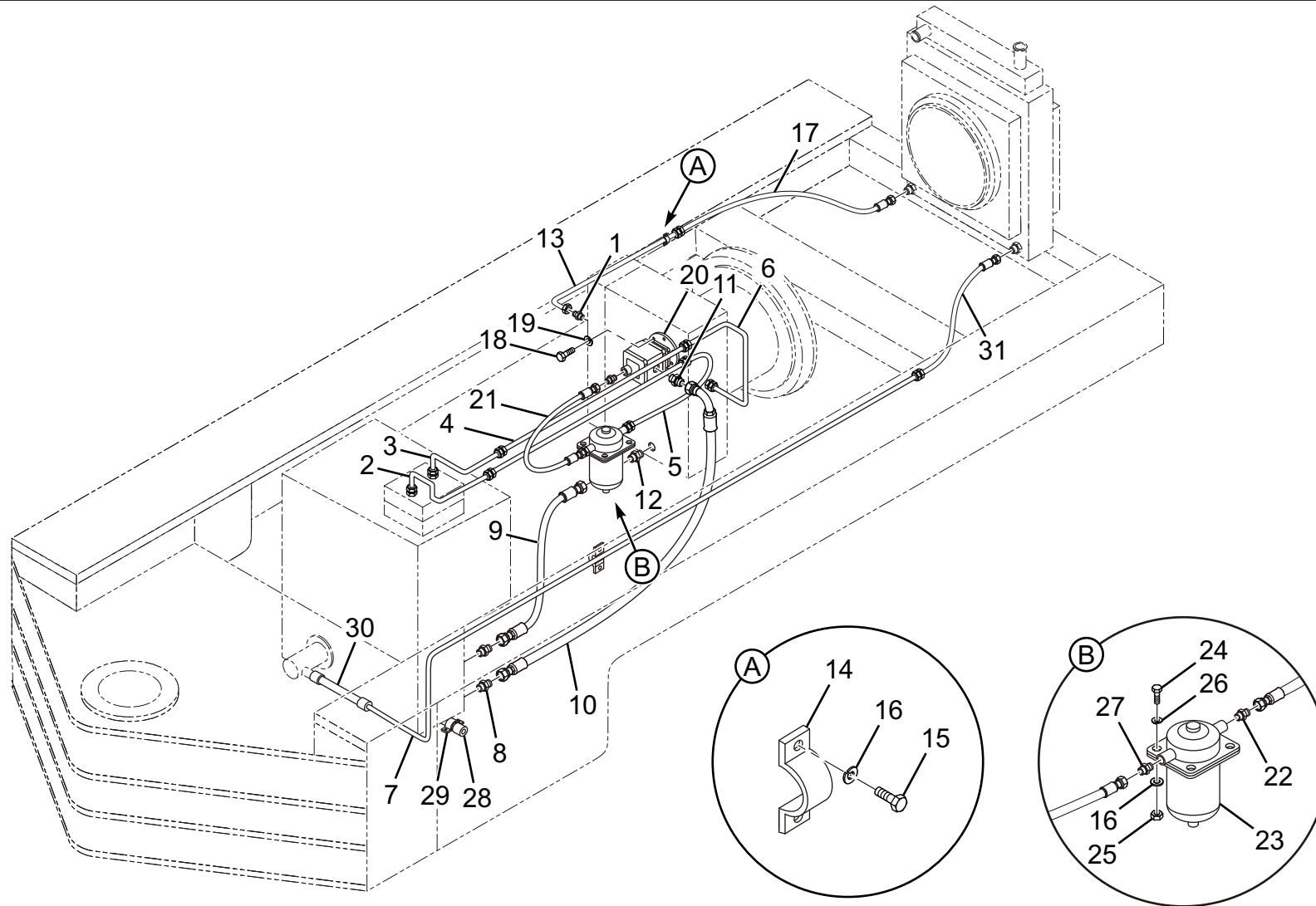
变矩器系统 Torque converter system(CDM833.02)(图 /Figure 03)



变矩器系统 Torque converter system(CDM833.02)(图 /Figure 03)

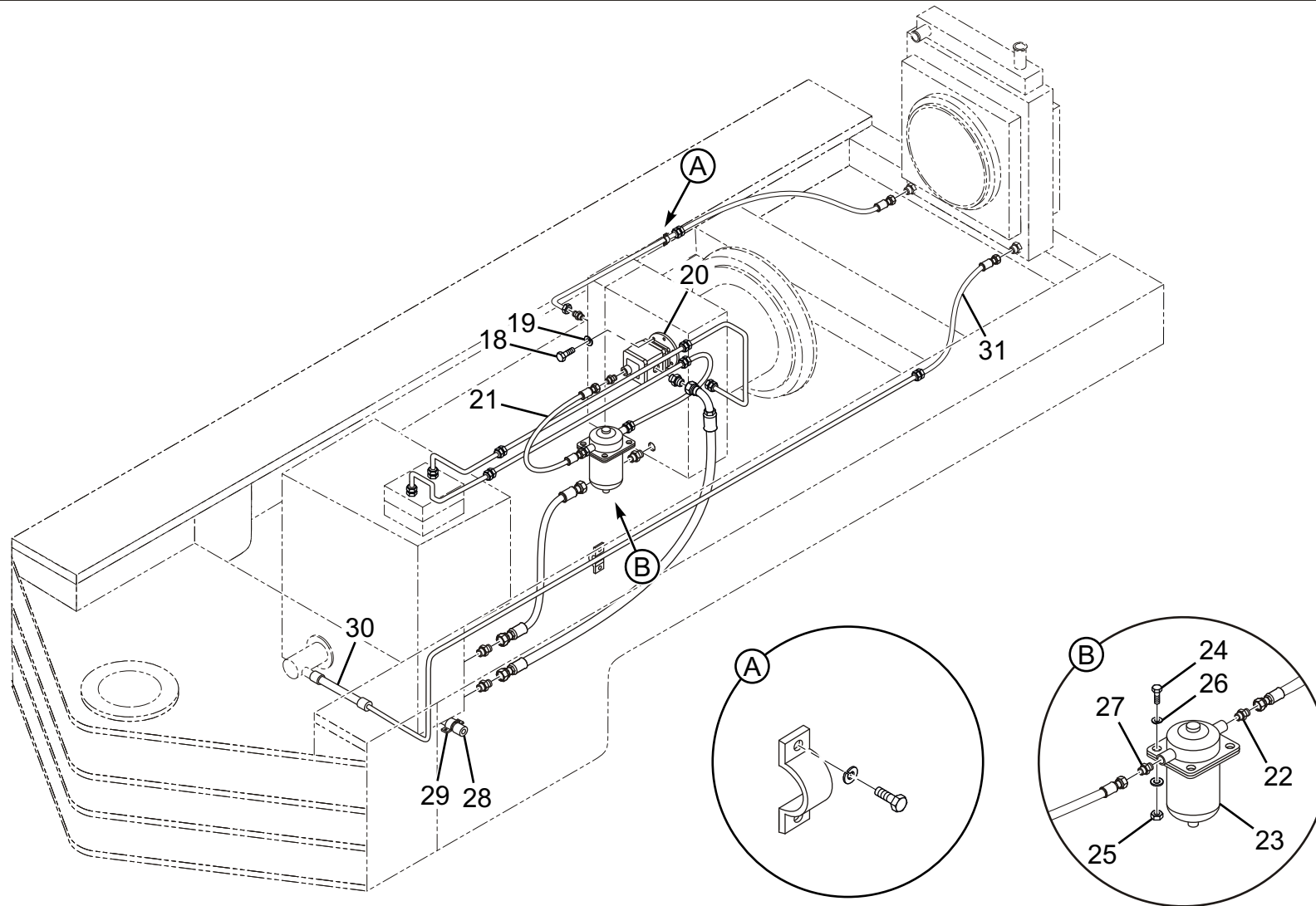
序号 Item	代号 Parts number	名称 Part Description		规格 Specification	数量 Qty	备注 Remarks
1	GB/T5782	螺栓	Bolt	M10 × 50	8	
2	GB/T93	垫圈	Washer	10	8	
3	GB/T5783	螺栓	Bolt	M12 × 35	12	
4	GB/T93	垫圈	Washer	12	12	
5	LG30F.02 III .01	变矩器总成	Torque converter assembly	山推 YJ315S-4	1	
6	CDM833.02 .02	双变油路总成	Torque converter and transmission oil circuit assembly		1	
7	GB/T5786	螺栓	Bolt	M12 × 35 × 1.5	4	
8	GB/T889.2	螺母	Nut	M12 × 1.5	8	
9	CDM833.04.04	上传动轴总成	Upper drive shaft assembly		1	原为 302100D
10	GB/T5786	螺栓	Bolt	M12 × 40 × 1.5	4	

双变油路总成 Oil Circuit of Transmission and Torque Converter Assembly(CDM833.02.02)(图 /Figure 04)



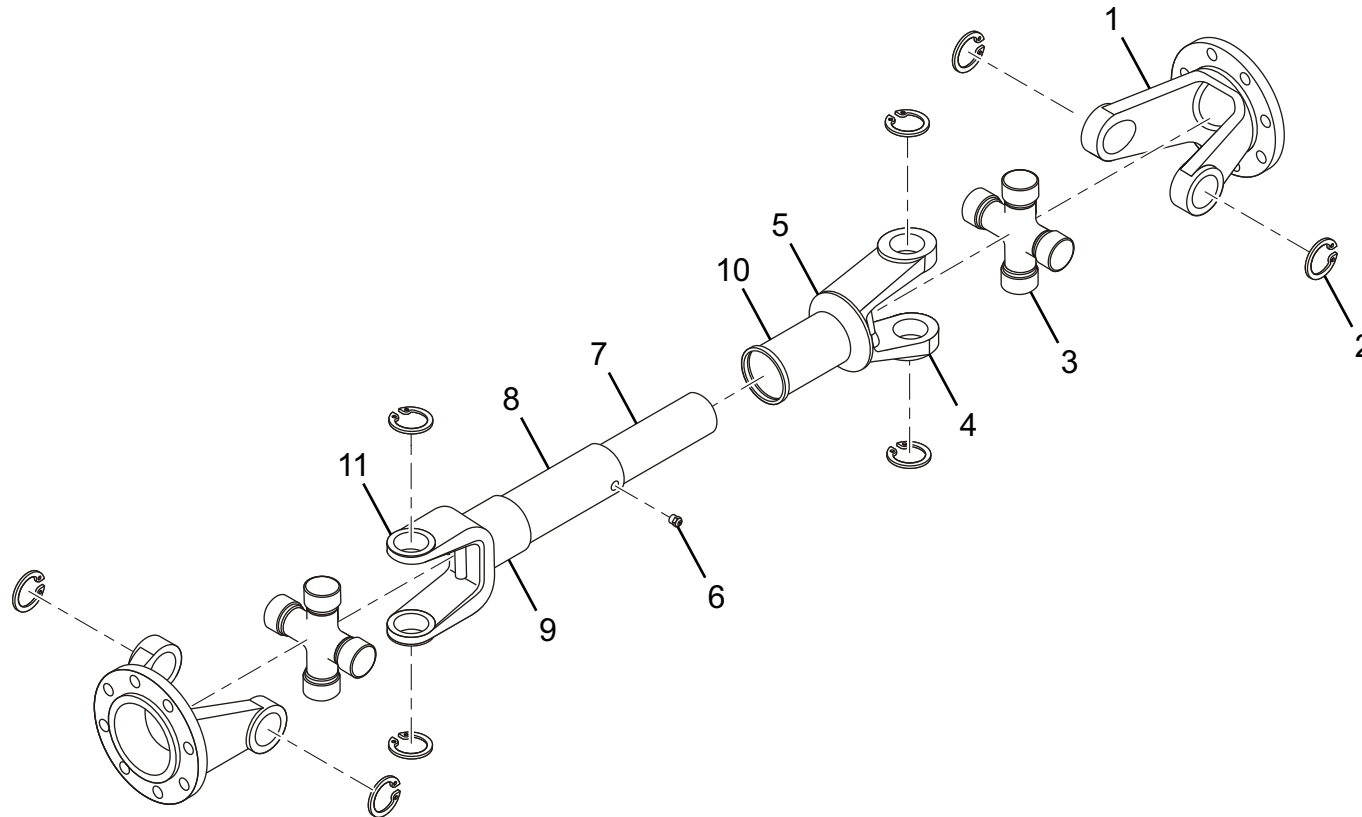
双变油路总成 Oil Circuit of Transmission and Torque Converter Assembly(CDM833.02.02)(图 /Figure 04)						
序号 Item	代号 Parts number	名称 Part Description		规格 Specification	数量 Qty	备注 Remarks
1	L1CH-30-27	接头体	Adapter		5	
2	LG30F.02III.02.01	变速阀进油钢管	Speed valve oil inlet pipe		1	
3	LG30F.02III.02.02	变速阀出油钢管	Speed valve oil outlet pipe		1	
4	20411-30GB*2W10*600	操纵阀进出油胶管	Control valve oil outlet pipe		2	
5	LG30F.02III.02.03	滤油器出油钢管	Oil filter oil outlet pipe		1	
6	LG30F.02III.02.04	变矩器进油钢管	Torque oil inlet pipe		1	
7	LG30F.02III.02.05	冷却器至变速箱润滑 油管	Lubricating oil pipe from cooler to transmission		1	
8	L1CH-36-27	接头体	Adapter		1	
9	20411-36T*2W16*800	变矩器回油胶管	Torque converter oil return hose		1	
10	20411-36T*2W16*950	变速泵吸油胶管	Speed pump oil suction hose		1	
11	L1CH9-36-33OG	直角接头	Stange angle adapter		1	
12	L1CT-36-24SP	接头体	Adapter		1	
13	LG30F.02III.02.07	变矩器出油钢管	Torque converter oil outlet pipe		1	
14	LG30F.02III.02-003	管夹	Pipe clamp		4	
15	GB/T5783	螺栓	Bolt	M8X15-5.8	8	
16	GB/T93	垫圈	Washer	8	8	
17	20411-30GB*2W10*1350	冷却器进油胶管	Cooler oil inlet hose		1	

双变油路总成 Oil Circuit of Transmission and Torque Converter Assembly(CDM833.02.02)(图 /Figure 04)



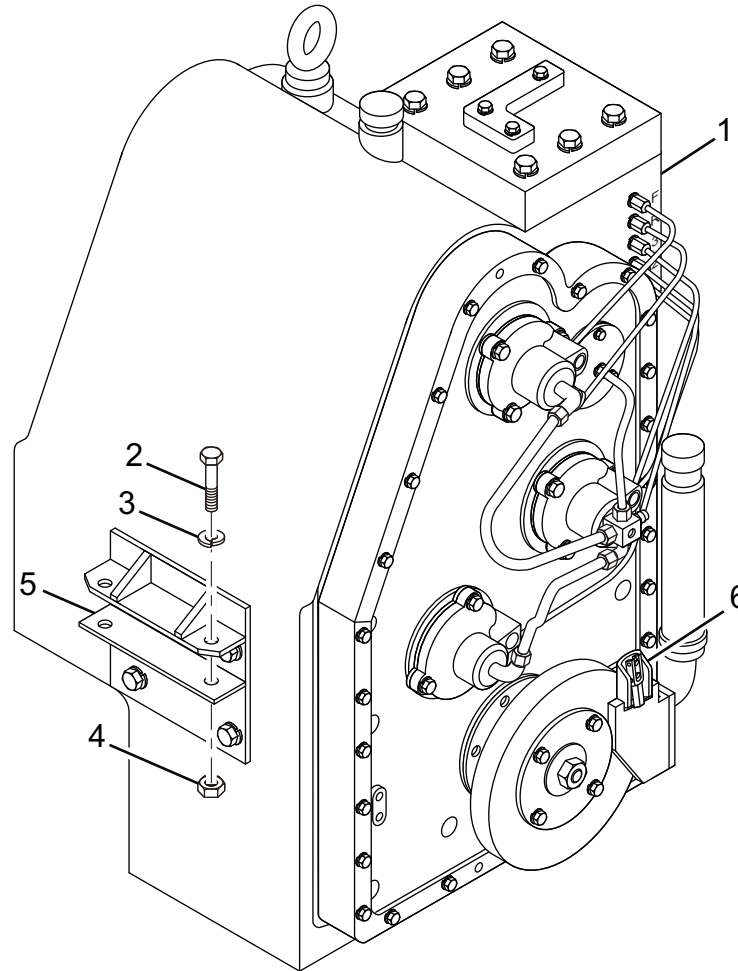
双变油路总成 Oil Circuit of Transmission and Torque Converter Assembly(CDM833.02.02)(图 /Figure 04)						
序号 Item	代号 Parts number	名称 Part Description		规格 Specification	数量 Qty	备注 Remarks
18	GB/T5783	螺栓	Bolt	M10X30-8.8	6	
19	GB/T93	垫圈	Washer	10	6	
20	LG30F.02.02.01	变速泵	Speed pump		1	GJCB-F40C
21	20411-30GB/20491-30	变速泵至滤油器胶管	Hose from speed pump to oil		1	
	GB*2W10*600		filter			
22	L1CH-30-22	滤油器回油接头	Oil filter oil return connector		1	
23	LG853.02.02.01	滤油器	Oil filter		1	YL-98-00
24	GB/T5782	螺栓	Bolt	M8X45-8.8	4	
25	GB/T6170	螺母	Nut	M8-8	4	
26	GB/T97.1	垫圈	Washer	M8	8	
27	L1CH-30D	滤油器进油接头	Oil filter oil inlet connector		1	
28	φ 19x2x110	回油胶管	Oil return hose		1	
29	JB/T8870	管夹	Pipe clamp	φ 22 ~ 32	4	
30	φ 19x2x230	回油胶管	Oil return hose		1	
31	20411-30GB*2W10*	冷却器出油胶管	Cooler oil outlet hose		1	
	1300					

30F 上传动轴 30F Upper drive shaft assembly (CDM833.04.04)(图 /Figure 05)



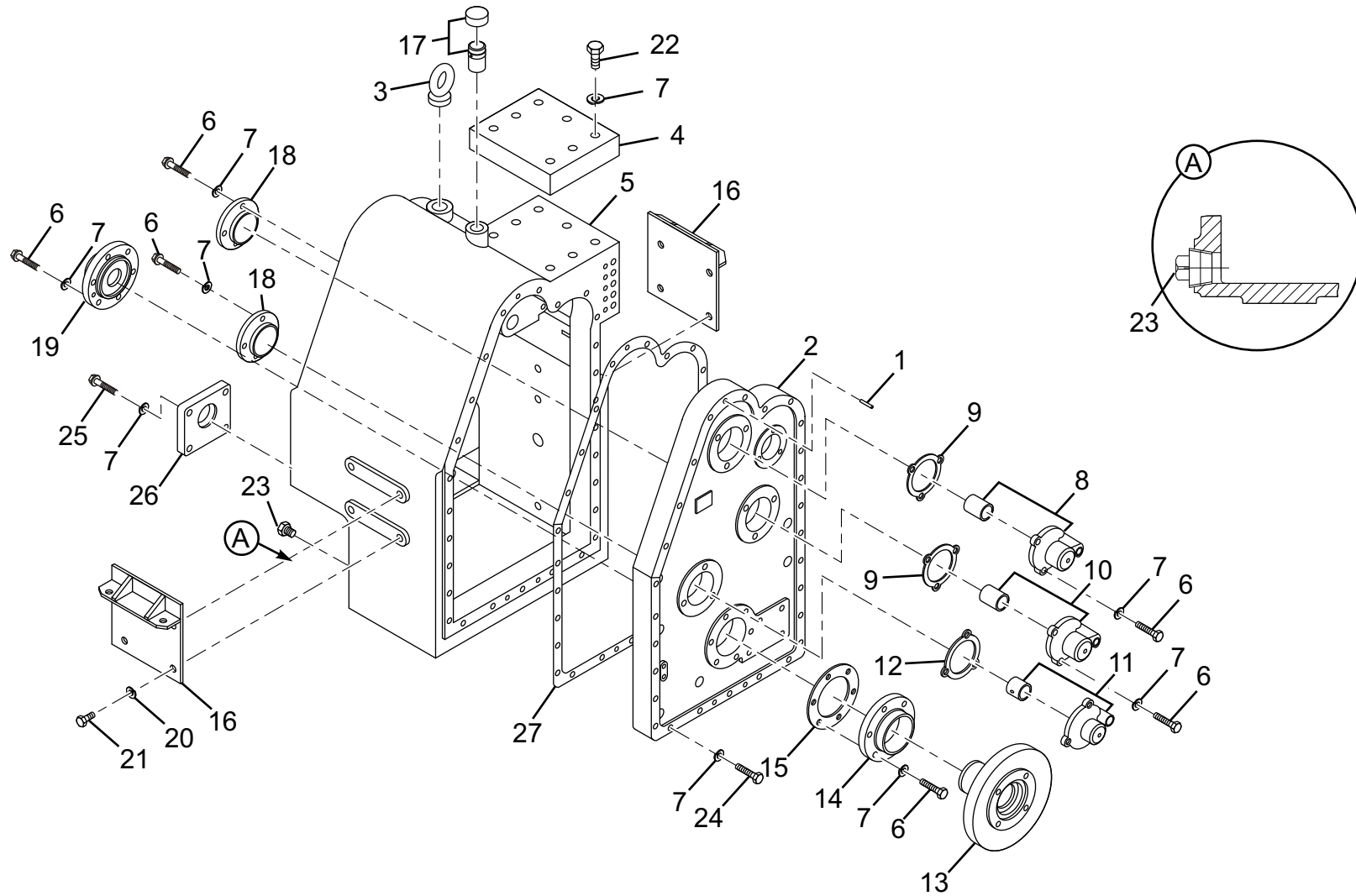
30F 上传动轴 30F Upper drive shaft assembly (CDM833.04.04)(图 /Figure 05)						
序号 Item	代号 Parts number	名称 Part Description		规格 Specification	数量 Qty	备注 Remarks
1	2201K1-23	凸缘叉	Flange yoke		2	
2	2201K1-051A	弹性卡圈	Snap ring		8	
3	2201K1-050	十字轴总成	Spider assembly		2	
4	2201K1-021A	套管叉	Thimble yoke		1	
5	130-2201017	套管叉堵塞	Thimble yoke plug		1	
6	Q700B01	油嘴	Oil nozzle	M6 × 1	1	
7	130-22010187	套管叉油封	Thimble yoke Oil seal		1	
8	130-22010188	套管叉油封	Thimble yoke Oil seal		1	
9	130-22010189	花键护套总成	Spline sheath assembly		1	
10	LG2201K1-016A	花键轴	Spline shaft		1	
11	2201K1-018	万向节叉	Universal joint yoke		1	

变速箱系统 Transmission system (LG30F.03 III)(图 /Figure 06)



变速箱系统 Transmission system (LG30F.03 III)(图 /Figure 06)						
序号 Item	代号 Parts number	名称 Part Description		规格 Specification	数量 Qty	备注 Remarks
1	LG30F.03 III .01	变速箱总成	Transmission assembly	LGP × 092FA	1	原 ZL30E.5G, 不带电控
2	GB/T5782	螺栓	Bolt	M16 × 110	4	
3	GB/T97.1	垫圈	Washer	16	4	
4	GB/T889.1	螺母	Nut	M16	4	
5	LG30F.03 III -001	橡胶垫	Rubber pad		2	
6	LG30F.03 III .02	制动器	Brake	ZL1615.2A	1	箱带

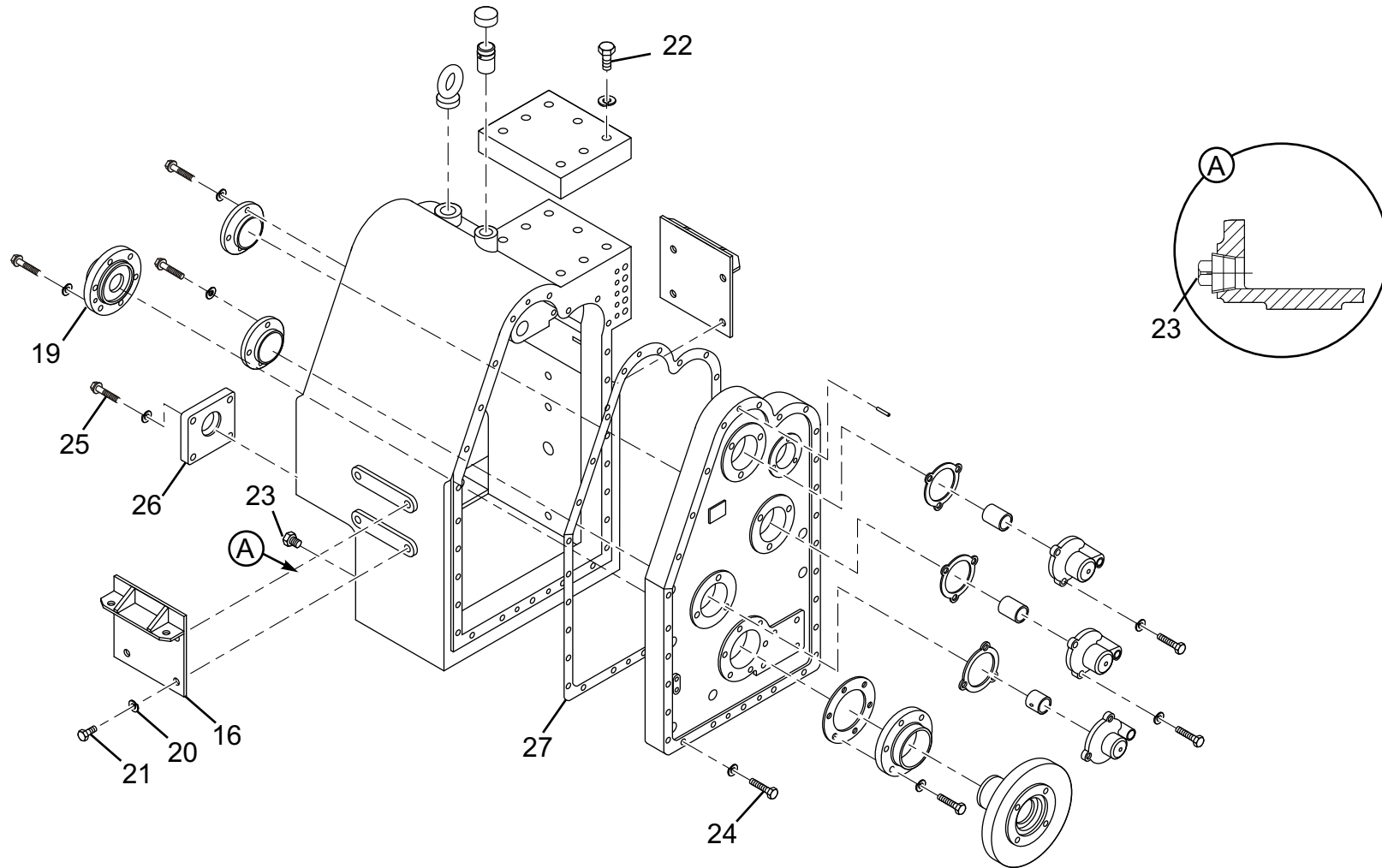
变速箱总成 | Transmission Assembly I (LG835.03.01.01)(图 /Figure 07)



变速箱总成 I Transmission Assembly I (LG835.03.01.01)(图 /Figure 07)

序号 Item	代号 Parts number	名称 Part Description		规格 Specification	数量 Qty	备注 Remarks
1	GB/T119-2000	圆柱销	Cylindrical pin		2	
2	ZL30E.5-2A	箱盖	Transmission cover		1	
3	GB/T 825-1988	吊环螺钉	Eye screw	M16 × 28-8.8	1	
4	ZL30E.5.8	控制阀	Control valve		1	
5	ZL30E.5G-1	箱体	Transmission case		1	
6	GB/T5782-2000	螺栓	Bolt	M12 × 35-8.8	28	
7	GB/T93.1-87	垫圈	Washer	12	35	
8	ZL30E.5.2	一轴端盖总成	Shaft I end cover assembly		1	
9	ZL30E.5-8	密封垫	Seal gasket		2	
10	ZL30E.5.9A	二轴端盖总成	Shaft II end cover assembly		1	
11	ZL30E.5.5A	三轴端盖总成	Shaft III end cover assembly		1	
12	ZL30E.5-10	密封垫	Seal gasket		1	
13	ZL30E.5B.17	前输出法兰总成	Front output flange assembly		1	
14	ZL30E.5-16	前轴承盖	Front bearing cover		1	
15	ZL30E.5-15	密封垫	Seal gasket		2	
16	ZL30E.5.6	支架	Bracket		1	
17	ZL30E.5.20	透气阀总成	Vent valve assembly		1	
18	ZL30E.5-17A	端盖	End cover		2	

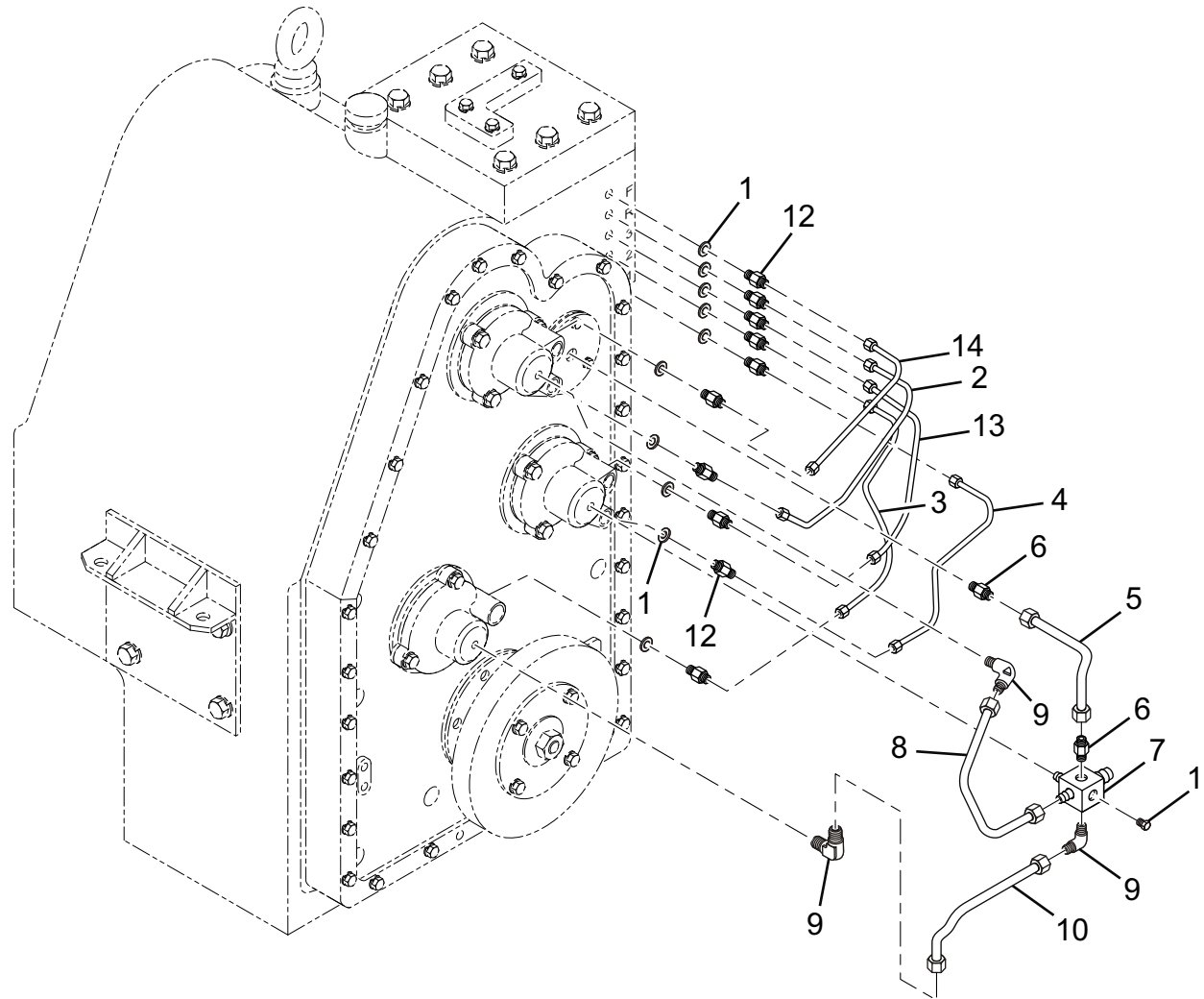
变速箱总成 | Transmission Assembly I (LG835.03.01.01)(图 /Figure 07)



变速箱总成 | Transmission Assembly I (LG835.03.01.01)(图 /Figure 07)

序号 Item	代号 Parts number	名称 Part Description		规格 Specification	数量 Qty	备注 Remarks
19	ZL30E.5-23	后轴承端盖	Rear bearing end cover		1	
20	GB/T93-1987	垫圈	Washer	16	8	
21	GB/T5782-2000	螺栓	Bolt	M16 × 40	8	
22	GB/T5782-2000	螺栓	Bolt	M12 × 100	6	
23	LG853.02.01-011	螺塞	Plug screw	Z3/4"	1	
24	GB/T5782-2000	螺栓	Bolt	M10 × 35	28	
25	GB/T5782-2000	螺栓	Bolt	M10 × 40	4	
26	ZL30E.5.7-7	盖板	Cover board		1	
27	ZL30E.5-3	密封垫	Seal gasket		1	

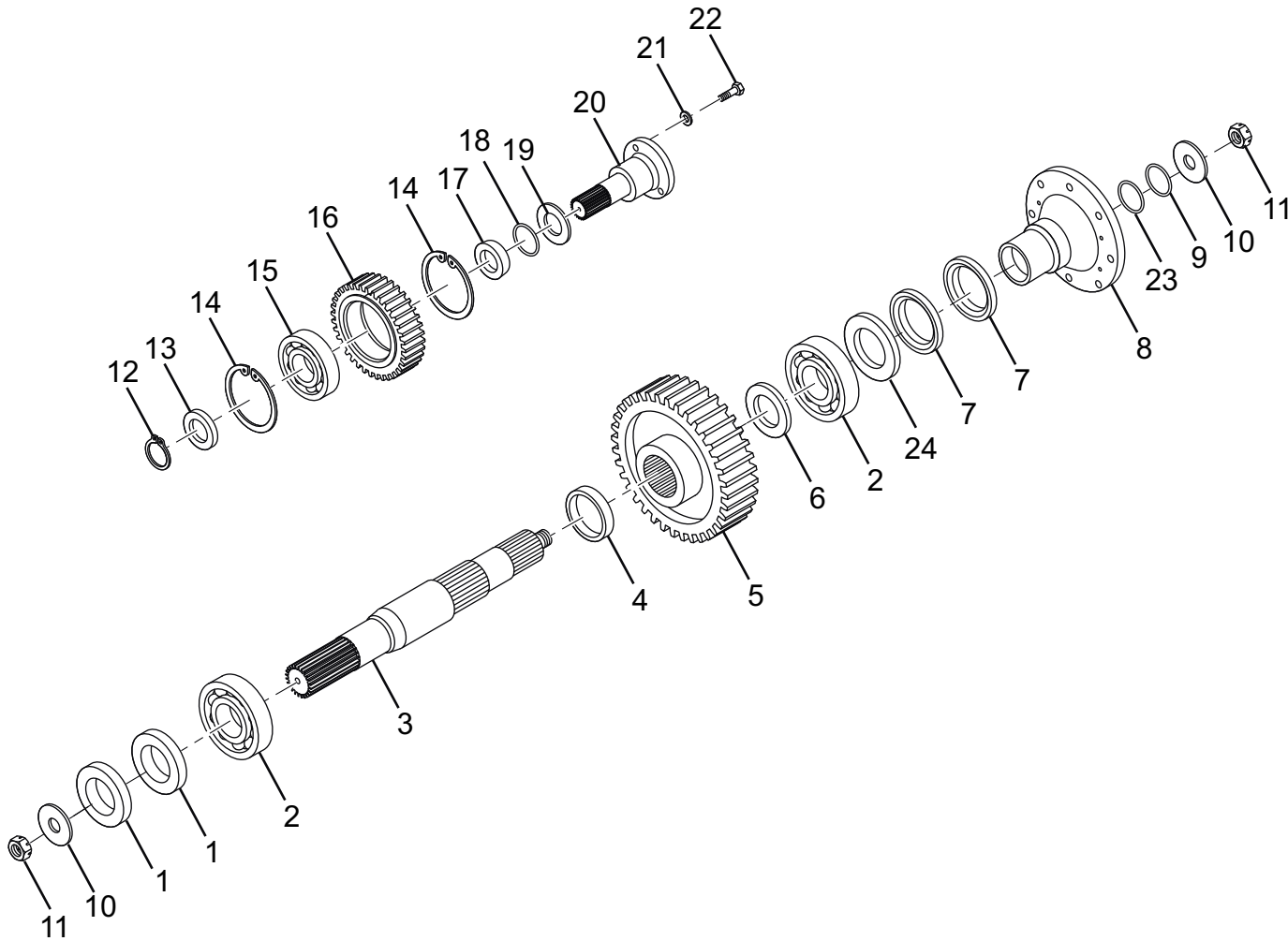
变速箱总成 II Transmission Assembly II (LG835.03.01.02)(图 /Figure 08)



变速箱总成 II Transmission Assembly II (LG835.03.01.02)(图 /Figure 08)

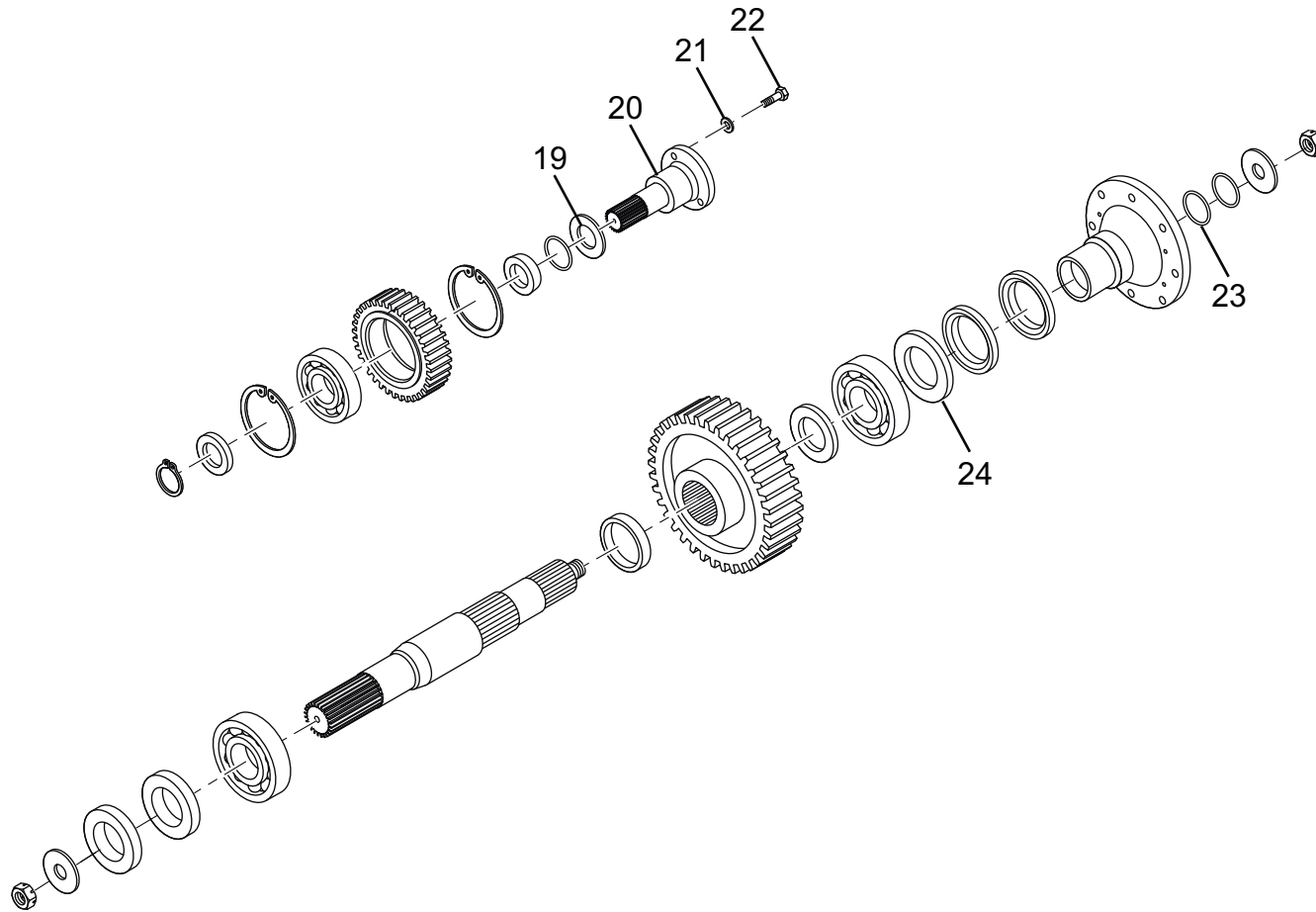
序号 Item	代号 Parts number	名称 Part Description		规格 Specification	数量 Qty	备注 Remarks
1	JB982-77	组合垫圈	Combined washer	10	10	
2	ZL30E.5.12A	倒退挡油管	Reverse gear oil pipe		1	
3	ZL30E.5.14A	二挡油管	Gear II oil pipe		1	
4	ZL30E.5.15A	一档油管	Gear I oil pipe		1	
5	ZL30E.5.16A	倒挡润滑油管	Reverse gear lubrication oil pipe		1	
6	GB5626.2-85	接头体	Adapter	A8	2	
7	ZL30E.5-18	接头	Connector		1	
8	ZL30E.5.18A	一轴润滑油管	Shaft I lubrication oil pipe		1	
9	GB5629.2-85	接头体	Adapter	A10	3	
10	ZL30E.5.19A	三轴润滑油管	Shaft III lubrication oil pipe		1	
11	ZL30E.5.1-9	丝堵	Plug		1	
12	ZL30E.5-33	接头体	Adapter		10	
13	ZL30E.5.22A	三档油管	Shaft III oil pipe		1	
14	ZL30E.5.11A	前进挡油管	Forward gear oil pipe		1	

变速箱总成 III Transmission Assembly III (LG835.03.01.03)(图 /Figure 09)

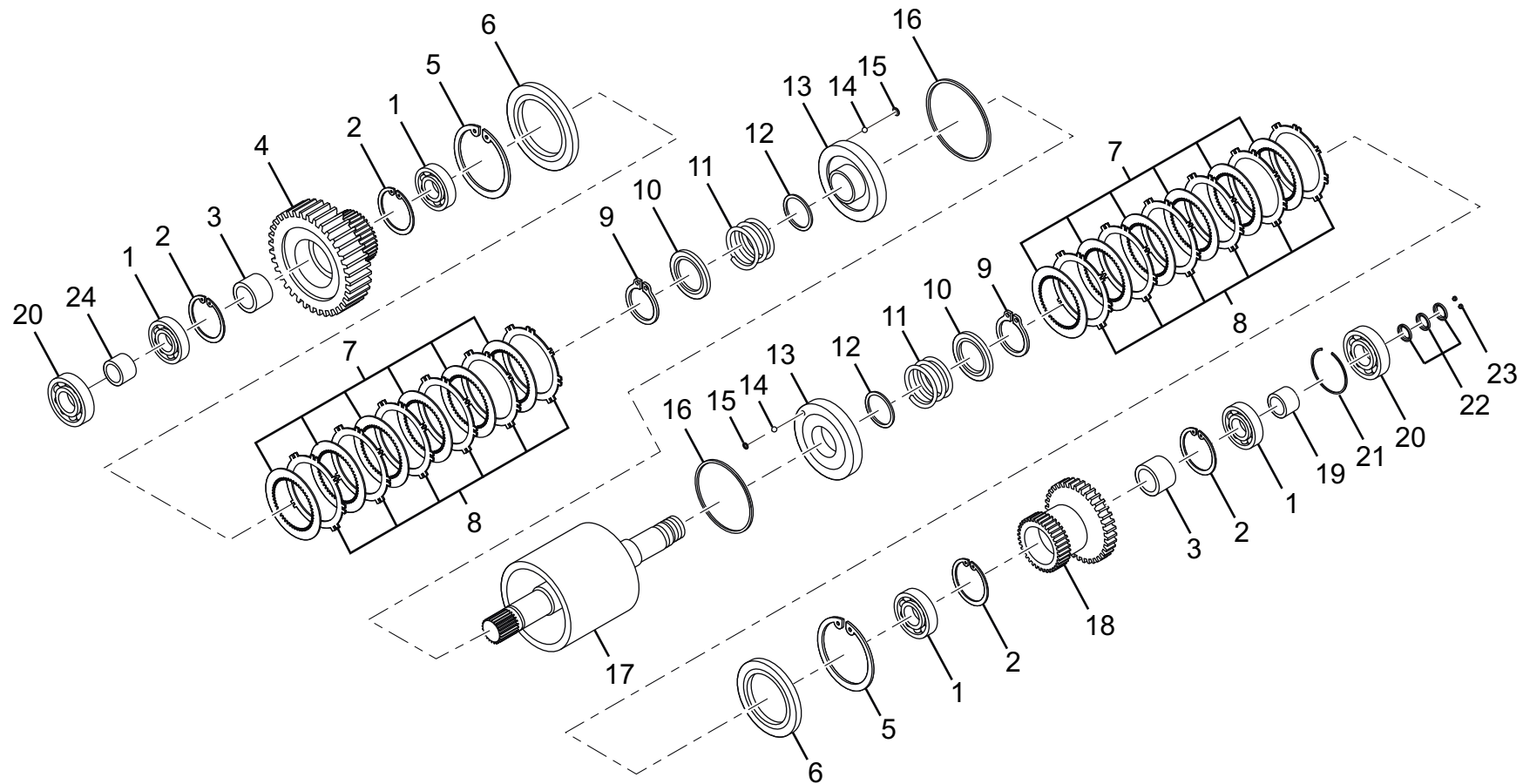


变速箱总成 III Transmission Assembly III (LG835.03.01.03)(图 /Figure 09)						
序号 Item	代号 Parts number	名称 Part Description		规格 Specification	数量 Qty	备注 Remarks
1	HG4-339-66	骨架油封	Frame Oil seal	60 × 85 × 12	2	
2	GB/T276-1994	轴承	Bearing	6312-60 × 85 × 12	2	
3	ZL30E.5B-20A	输出轴	Output shaft		1	
4	ZL30E.5-19	轴套	Bush		1	
5	ZL30E.5-14A	输出被动齿轮	Output driven gear		1	
6	ZL30E.5-12	轴套	Bush		1	
7	HG4-339-66	骨架油封	Frame Oil seal	65 × 90 × 12	2	
8	ZL30E.5B.17	前输出法兰	Front output flange assembly		1	
9	GB3452.1-82	O 型圈	O-ring	42.5 × 5.3	1	
10	ZL30E.5-11	压板	Press plate		2	
11	JB980-1980	螺母	Nut	M33 × 1.5	2	
12	GB/T894.1-1986	挡圈	Sprag	40	1	
13	ZL30E.5-5	轴套	Bush		1	
14	GB/T813.1-1986	挡圈	Sprag	90	3	
15	GB/T276-94	轴承	Bearing	6308	1	
16	ZL30E.5-4	倒档齿轮	Reverse gear		1	
17	ZL30E.5-7	轴套	Bush		1	
18	GB3452.1-82	O 型圈	O-ring	45 × 2.65	1	

变速箱总成 III Transmission Assembly III (LG835.03.01.03)(图 /Figure 09)



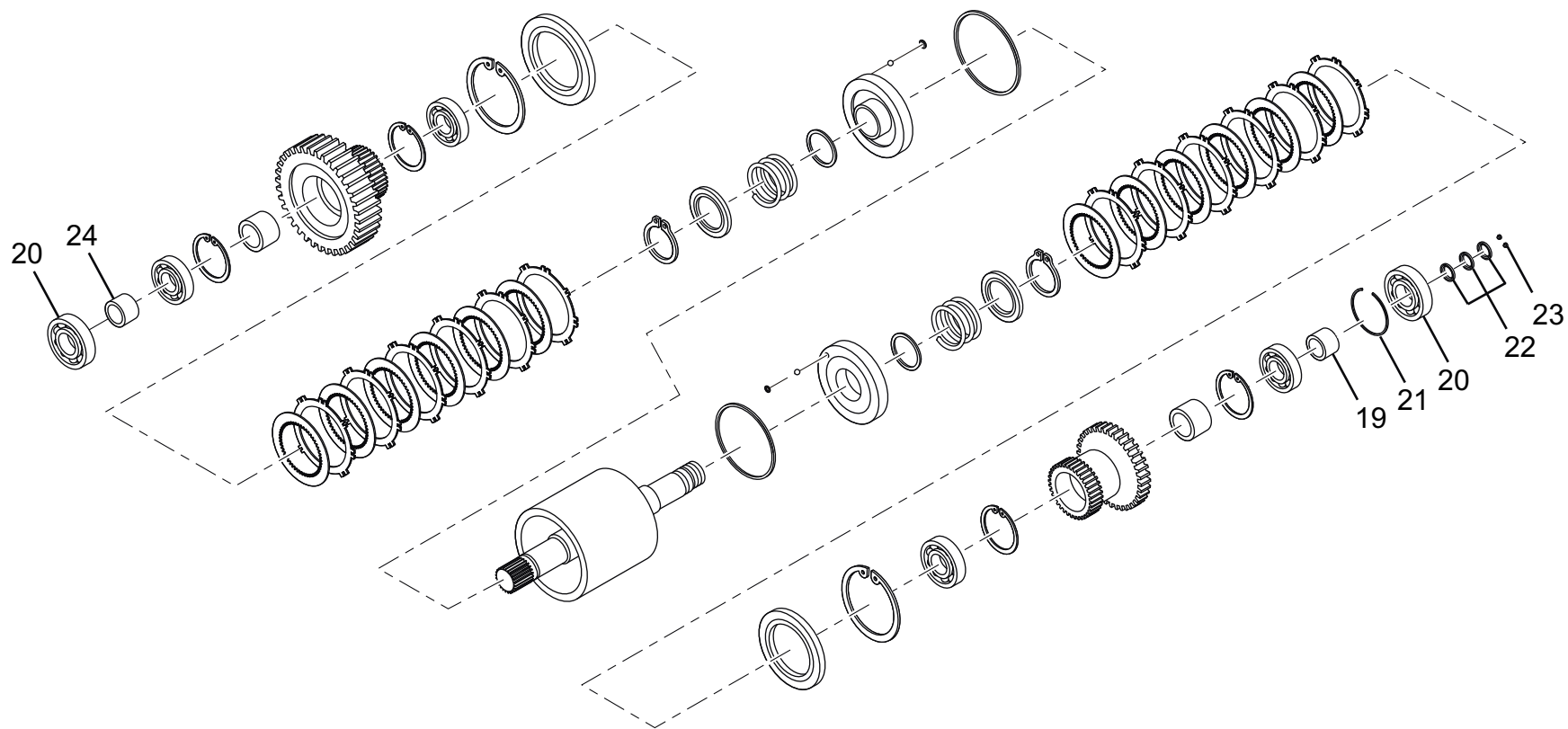
一轴离合器总成 Shaft I clutch assembly (LGX835FA.01)(图 /Figure 10)



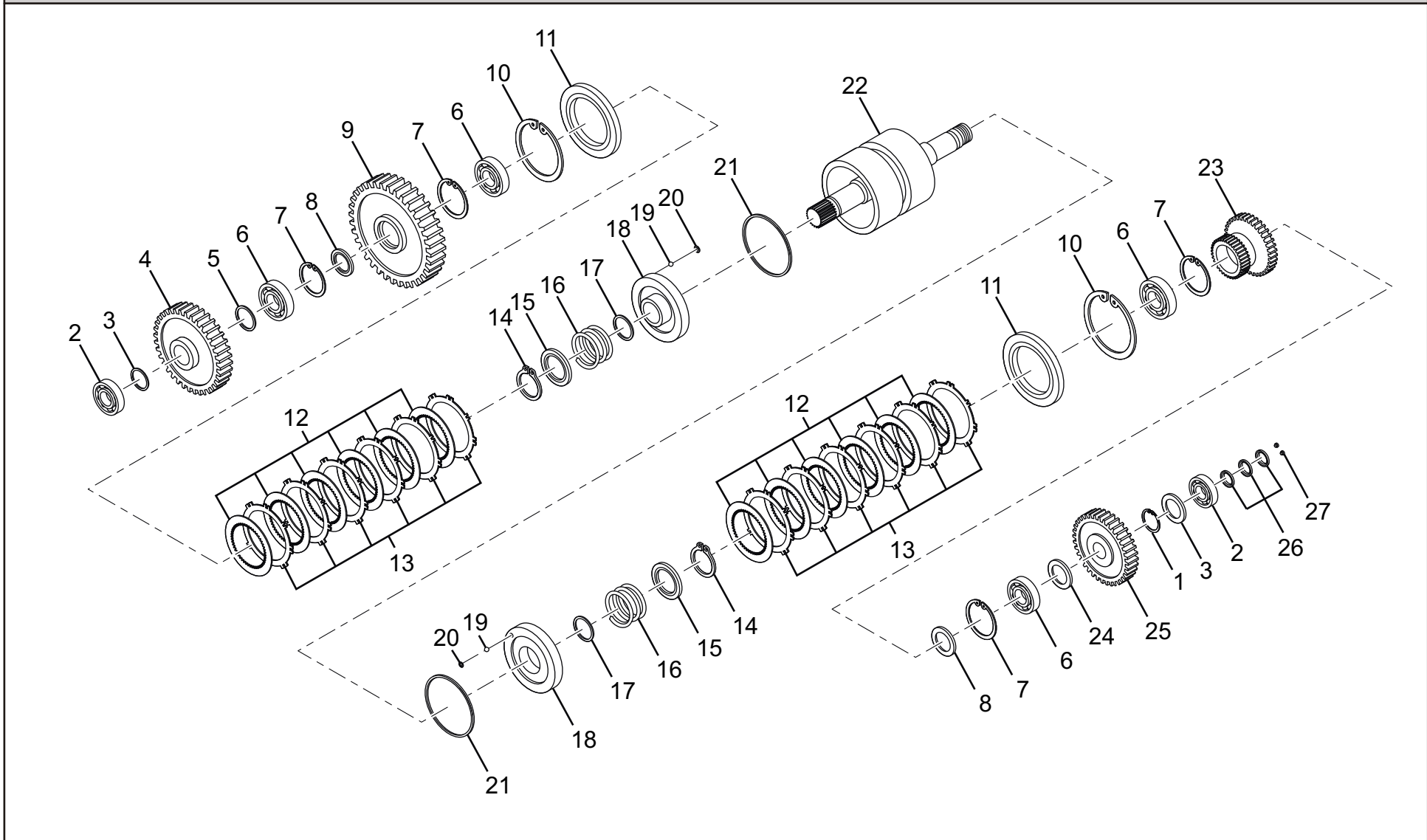
一轴离合器总成 Shaft I clutch assembly (LGX835FA.01)(图 /Figure 10)

序号 Item	代号 Parts number	名称 Part Description		规格 Specification	数量 Qty	备注 Remarks
1	GB/T276-1994	轴承	Bearing	6209-45 × 85 × 19	4	
2	GB/T893.1-1986	挡圈	Sprag	85	4	
3	ZL30E.5.1-2	轴套	Bush		2	
4	ZL30E.5.1-1	一轴前进档齿轮	Shaft I forward gear		1	
5	GB/T893.1	挡圈	Sprag	150	2	
6	ZL30E.5.1-8	离合器活塞压板	Clutch piston press plate		2	
7	ZL30E.5.1-13	离合器被动片	Clutch driven sheet		12	
8	ZL30E.5.1-12	离合器主动片	Clutch driving plate		12	
9	GB/T894.1	挡圈	Sprag	52	2	
10	ZL30E.5.1-3	压板	Press plate		2	
11	ZL30E.5.1-4	回位弹簧	Return spring		2	
12	ZL30E.5.1.1-3A	内密封圈	Inner oil sealing		2	
13	ZL30E.5.1.1-1	活塞	Piston		2	
14	GB/T308-1984	钢球	Steel ball	φ 5	4	
15	ZL30E.5.1.1-2	油道隔环	Oil separating channel		4	
16	ZL30E.5.1.1-4A	外密封圈	Outer sealing		2	
17	ZL30E.5.1.2	一轴离合器壳体	Shaft I clutch hob		1	
18	ZL30E.5.1-5	一轴倒挡齿轮	Reverse first gear		1	

一轴离合器总成 Shaft I clutch assembly (LGX835FA.01)(图 /Figure 10)



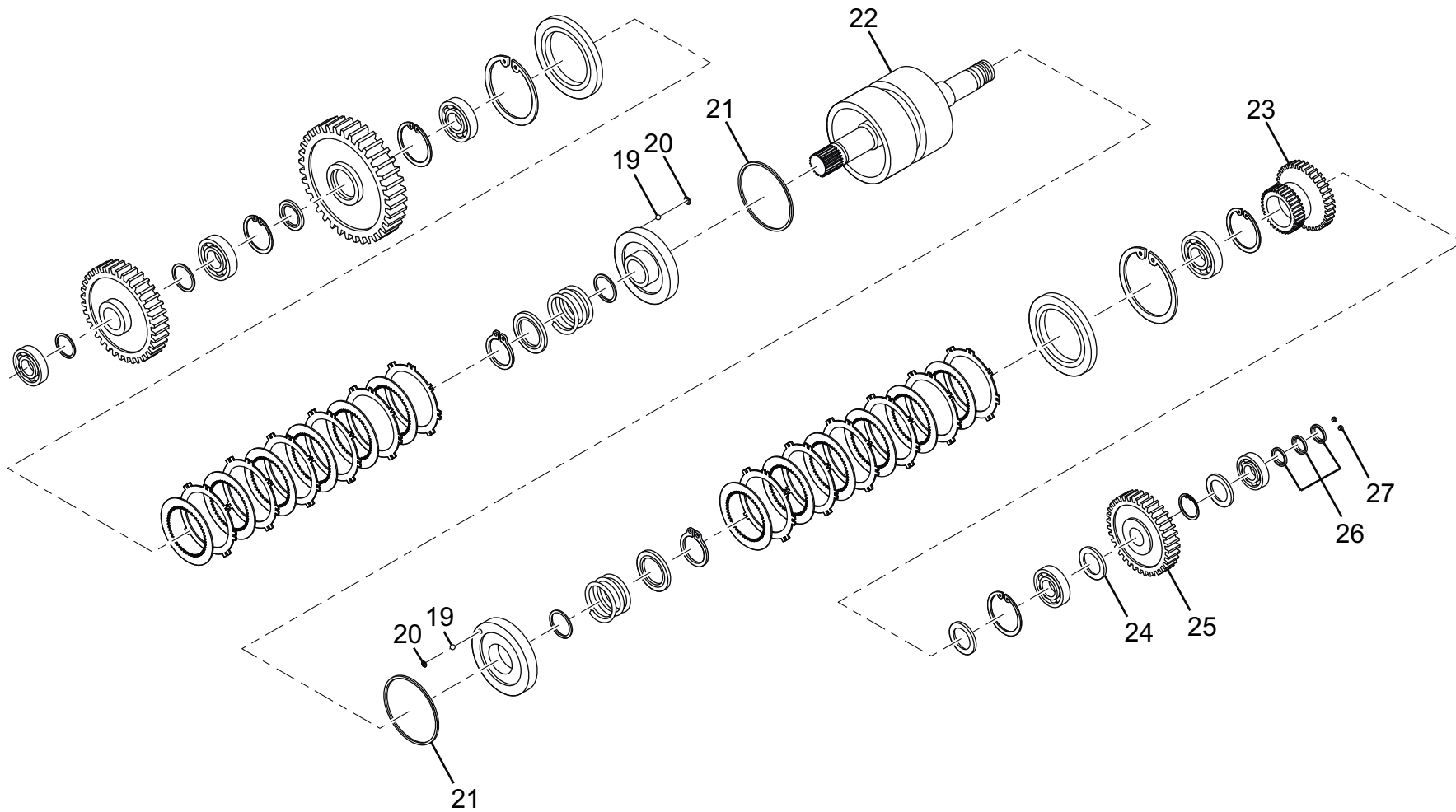
二轴离合器总成 Shaft II clutch assembly (LGX835FA.02)(图 /Figure 11)



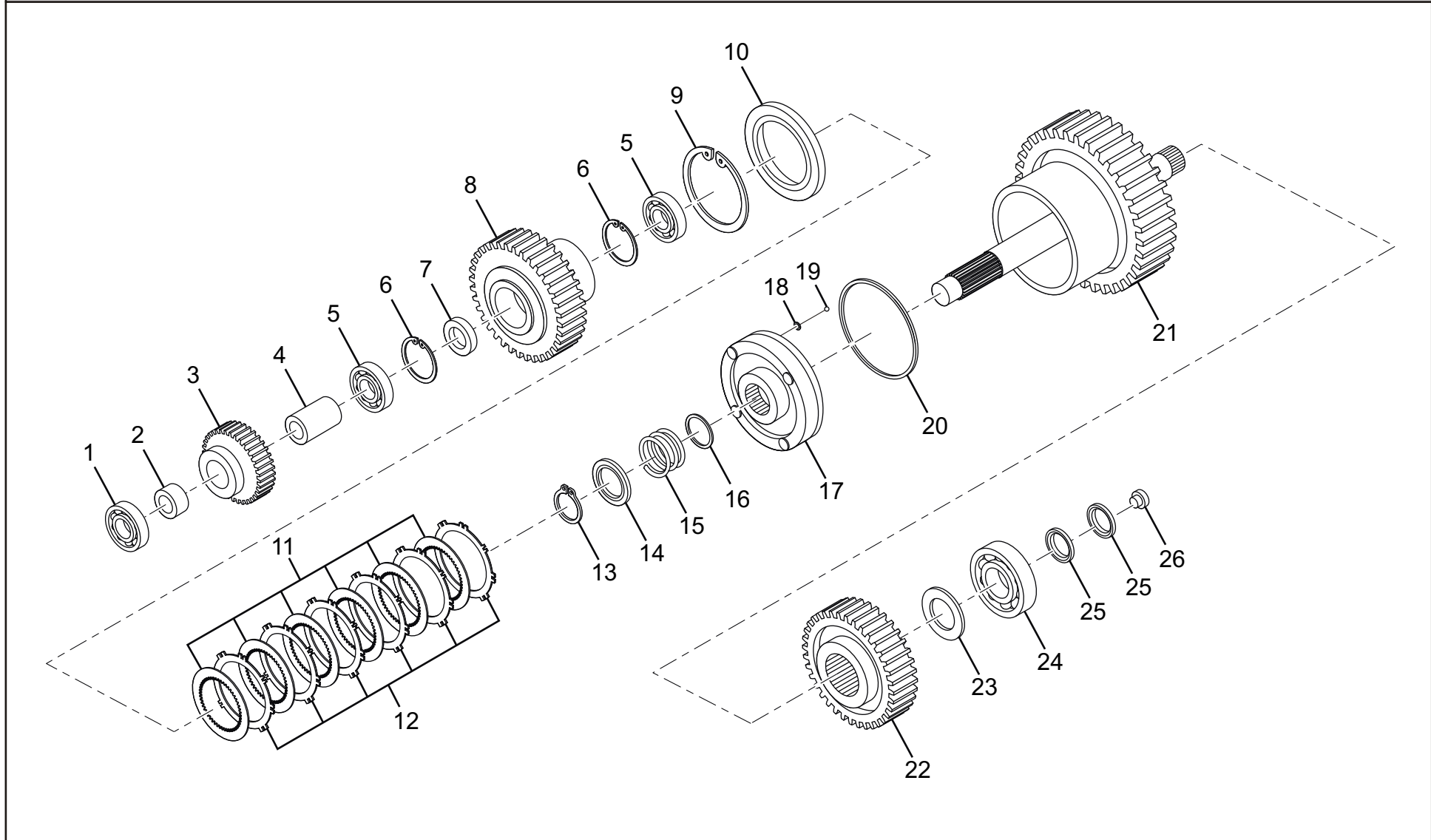
二轴离合器总成 Shaft II clutch assembly (LGX835FA.02)(图 /Figure 11)

序号 Item	代号 Parts number	名称 Part Description	规格 Specification	数量 Qty	备注 Remarks	
1	LGX835FA.01-009	调整垫圈	Sprag	40	1 组	ZL30E.05.1-10
2	GB/T283-1994	轴承	Bearing	Nf308-40 × 90 × 23	2	
3	ZL30E.5.3-1	垫圈	Washer		2	
4	ZL30E.5.3-2	二轴前进齿轮	Shaft II forward gear		1	
5	ZL30E.5.3-3	垫圈	Washer		1	
6	GB/T276-94	轴承	Bearing	6209	4	
7	GB/T893.1	挡圈	Sprag	85	4	
8	ZL30E.5.3-4	轴套	Bush		2	
9	ZL30E.5.3-5B	二轴三档齿轮	Shaft II gear III		1	
10	GB/T893.1-1986	挡圈	Sprag	150	2	
11	ZL30E.5.1-8	离合器活塞压板	Clutch piston press plate		2	
12	ZL10.5.1-6-13	离合器被动片	Clutch driven sheet		12	
13	ZL10.5.1.3-12	离合器主动片	Clutch driving plate		12	
14	GB/T894.1-1986	挡圈	Sprag	52	2	
15	ZL30E.5.1-3	压板	Press plate		2	
16	ZL30E.5.1-4	回位弹簧	Return spring		2	
17	ZL30E.5.1.1-3A	内油封	Inner oil sealing		2	
18	ZL30E.5.1.1-1	活塞	Piston		2	

二轴离合器总成 Shaft II clutch assembly (LGX835FA.02)(图 /Figure 11)



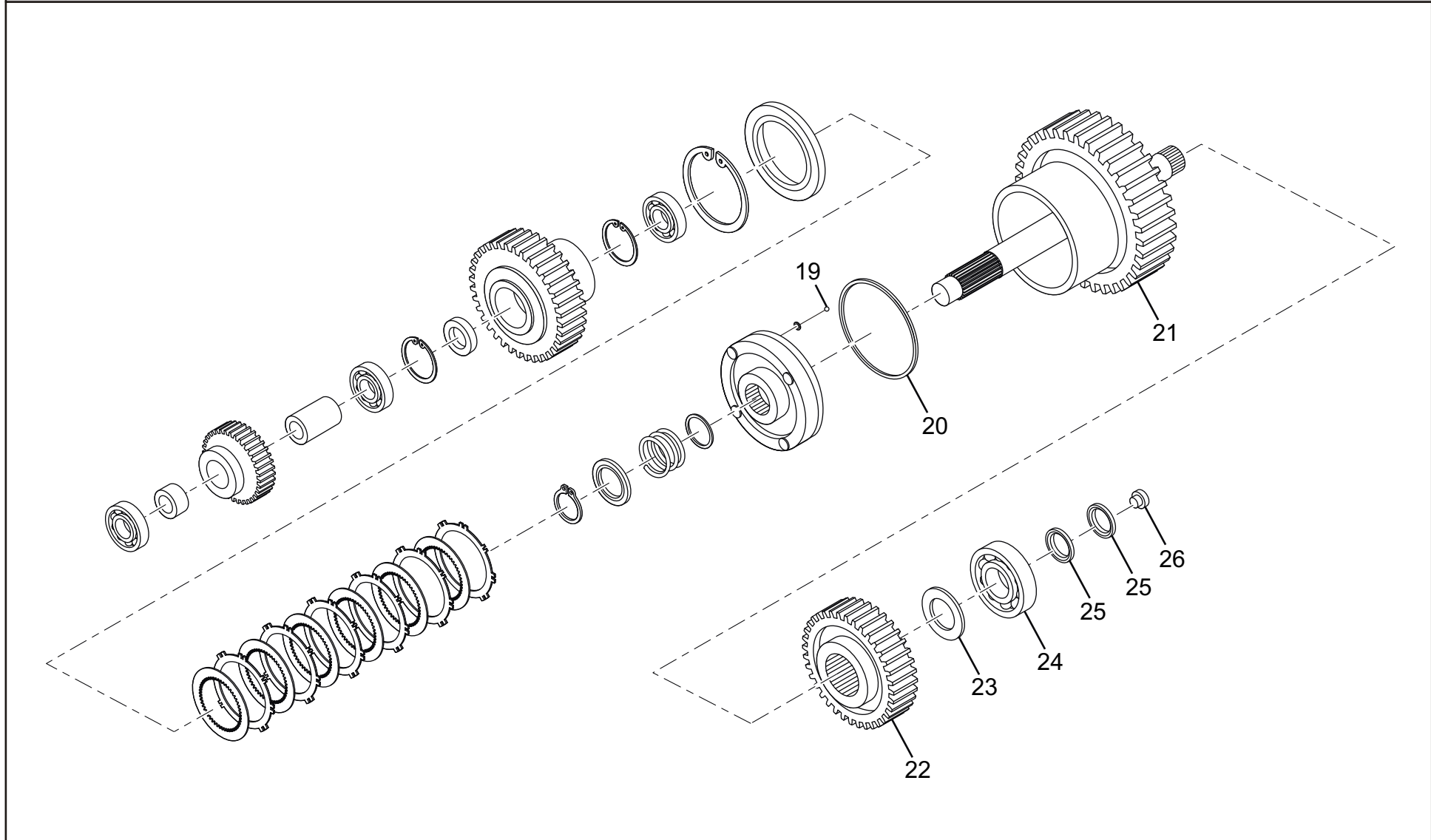
三轴离合器总成 Shaft III clutch assembly (LGX835FA.03)(图 /Figure 12)



三轴离合器总成 Shaft III clutch assembly (LGX835FA.03)(图 /Figure 12)

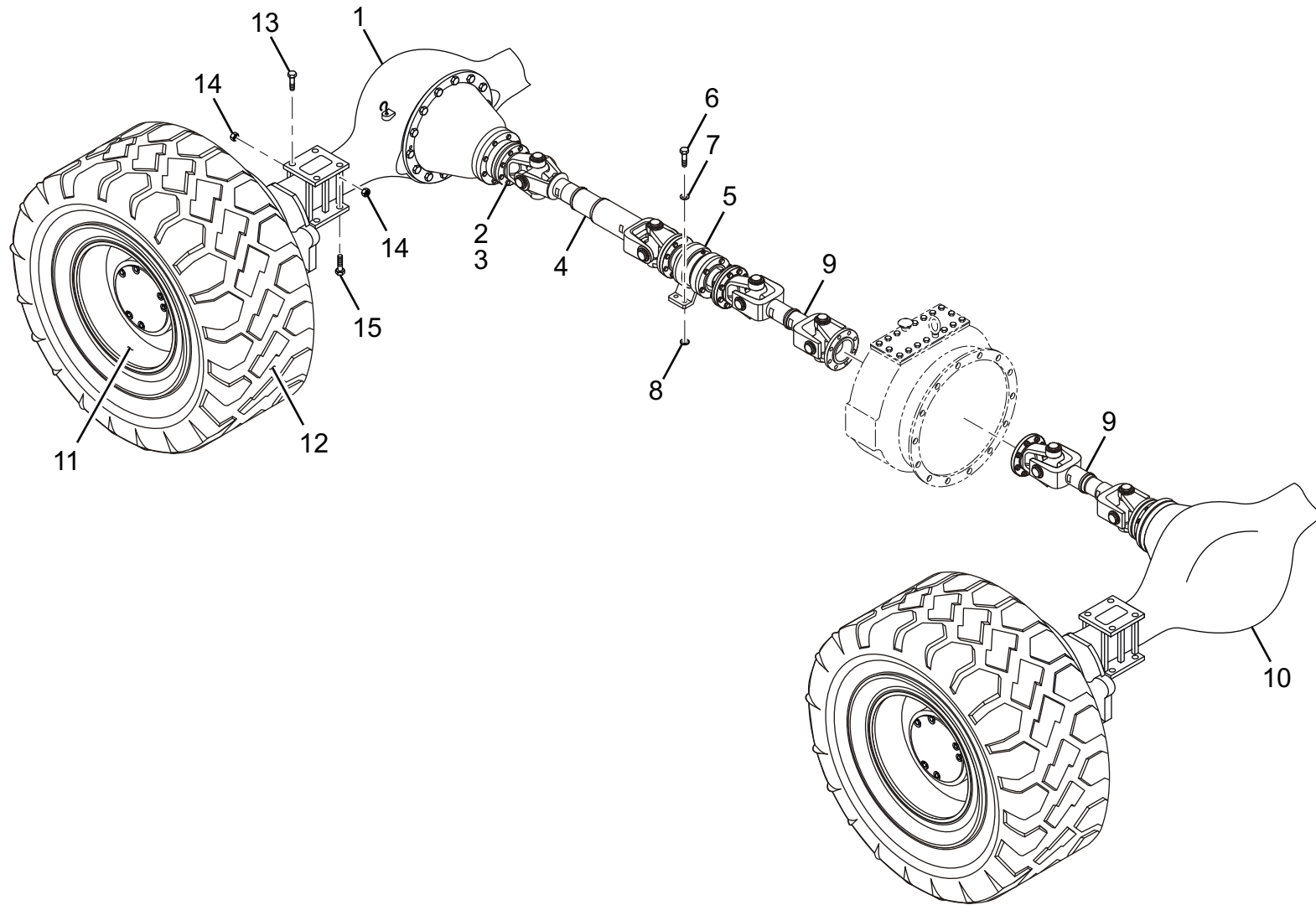
序号 Item	代号 Parts number	名称 Part Description		规格 Specification	数量 Qty	备注 Remarks
1	GB/T283-94	轴承	Bearing	NF308	1	
2	ZL30E.5.4-2	轴套	Bush		1	
3	ZL30E.5.4-1B	三轴三档齿轮	Shaft III gear III		1	
4	ZL30E.5.4-5	轴套	Bush		1	
5	GB/T276-94	轴承	Bearing	6209	2	
6	GB/T893.1	挡圈	Sprag	85	2	
7	ZL30E.5.3-4	轴套	Bush		1	
8	ZL30E.5.4-3	三轴二档齿轮	Shaft III gear II		1	
9	GB/T893.1	挡圈	Sprag	150	1	
10	ZL30E.5.1-8	离合器活塞压板	Clutch piston press plate		1	
11	ZL10.5.1-13	离合器被动片	Clutch driven sheet		6	
12	ZL10.5.1.-12	离合器主动片	Clutch driving plate		6	
13	GB/T894.1	挡圈	Sprag	52	1	
14	ZL30E.5.1-3	压板	Press plate		1	
15	ZL30E.5.1-4	回位弹簧	Return spring		1	
16	ZL30E.5.1.1-3A	内密封圈	Inner seal ring		1	
17	ZL30E.5.1.1-1A	活塞	Piston		1	
18	ZL30E.5.1.1-2	油道隔环	Oil duct spacer ring		2	

三轴离合器总成 Shaft III clutch assembly (LGX835FA.03)(图 /Figure 12)



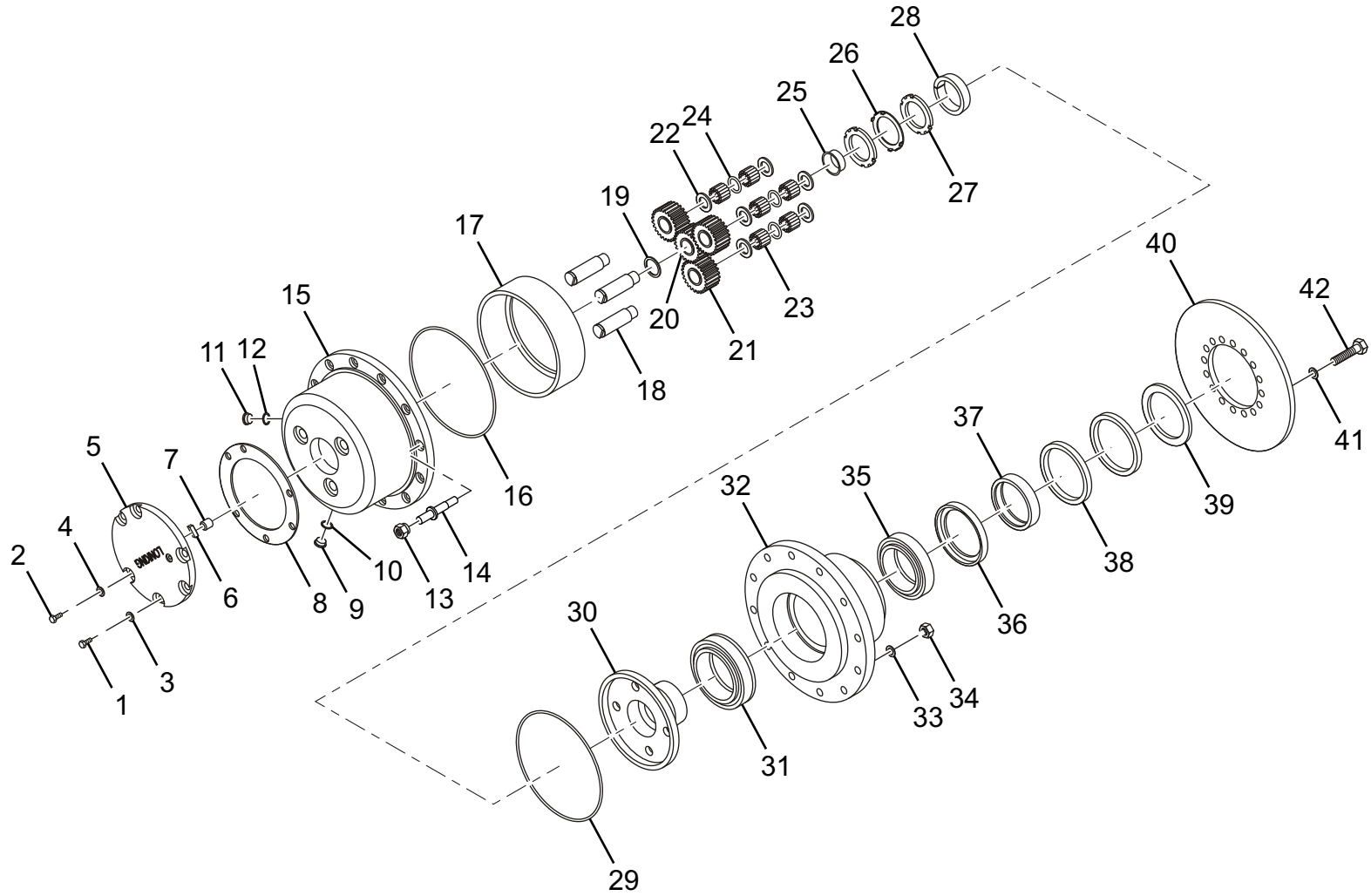
三轴离合器总成 Shaft III clutch assembly (LGX835FA.03)(图 /Figure 12)						
序号 Item	代号 Parts number	名称 Part Description		规格 Specification	数量 Qty	备注 Remarks
19	GB/T308-89	钢球	Steel ball	S5	2	
20	ZL30E.5.1.1-4A	外密封圈	Outer sealing		1	
21	ZL30E.5.4.1	三轴离合器壳体	Shaft I clutch hob		1	
22	ZL30E.5.4-4A	三轴输出齿轮	Shaft III output gear		1	
23	ZL30E.5.4-6	轴套	Bush		1	
24	GB/T283-94	轴承	Bearing	Nf309	1	
25	ZL30E.5.1-7	密封环	Seal ring		2	
26	ZL30E.5.1-9	丝堵	Plug	Z1/8	1	

驱动桥系统 Axle system(CDM833.04)(图 /Figure 13)



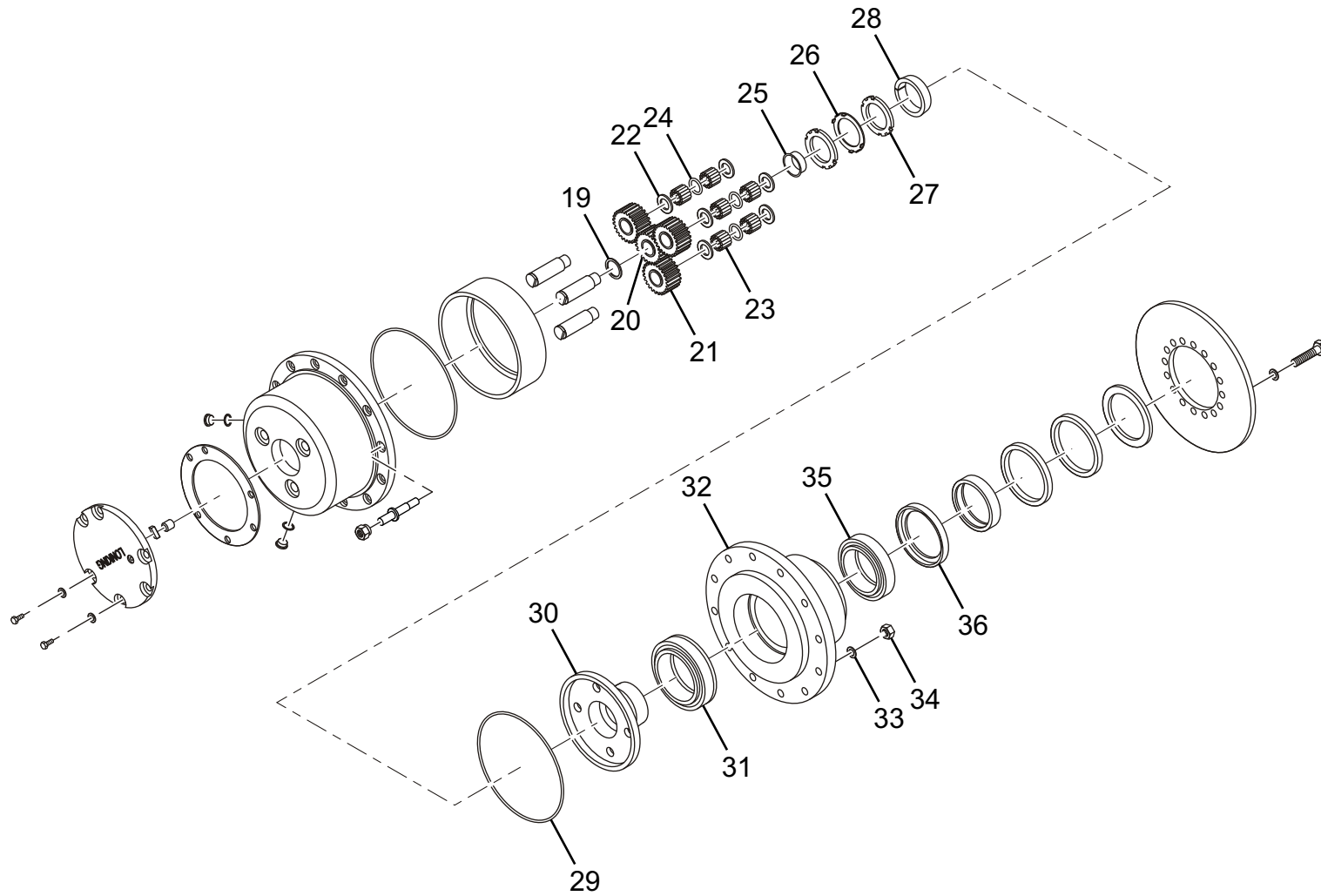
驱动桥系统 Axle system(CDM833.04)(图 /Figure 13)						
序号 Item	代号 Parts number	名称 Part Description		规格 Specification	数量 Qty	备注 Remarks
1	LG30F.04 I .01	前驱动桥总成	Front axle assembly		1	LG30F.4000A
2	GB/T5786	螺栓	Bolt	M14 × 1.5 × 42-10.9	24	404026
3	GB/T889	螺母	Nut	M14 × 1.5	24	
4	LG30F.04 I .02	前传动轴总成	Front drive shaft assembly		1	304100D
5	LG30F.04 I .03	中间支承总成	Intermediate support		1	304311-315D
6	GB/T5783	螺栓	Bolt	M16 × 50-8.8	4	
7	GB/T97.1	垫圈	Washer	16	4	
8	GB/T93	垫圈	Washer	16	4	
9	LG30F.04 I .04	中后传动轴总成	Intermediate/rear drive shaft assembly		2	304300D
10	LG30F.04 I .06	后驱动桥总成	Rear axle assembly		1	
11	LG30F.04 I .07	轮辋总成	Wheel felloe assembly		4	304600D
12	GB/T2980	轮胎	Tyre	Tyre 17.5-25 E-3/L-3	4	
13	GB/T5784	螺栓	Bolt	M24 × 280-10.9	8	前桥螺栓
14	GB/T889.1	螺母	Nut	M24	16	
15	GB/T5784	螺栓	Bolt	M24 × 240-10.9	8	后桥螺栓

轮边减速器总成 Spindle speed reducer assembly(图 /Figure 14)



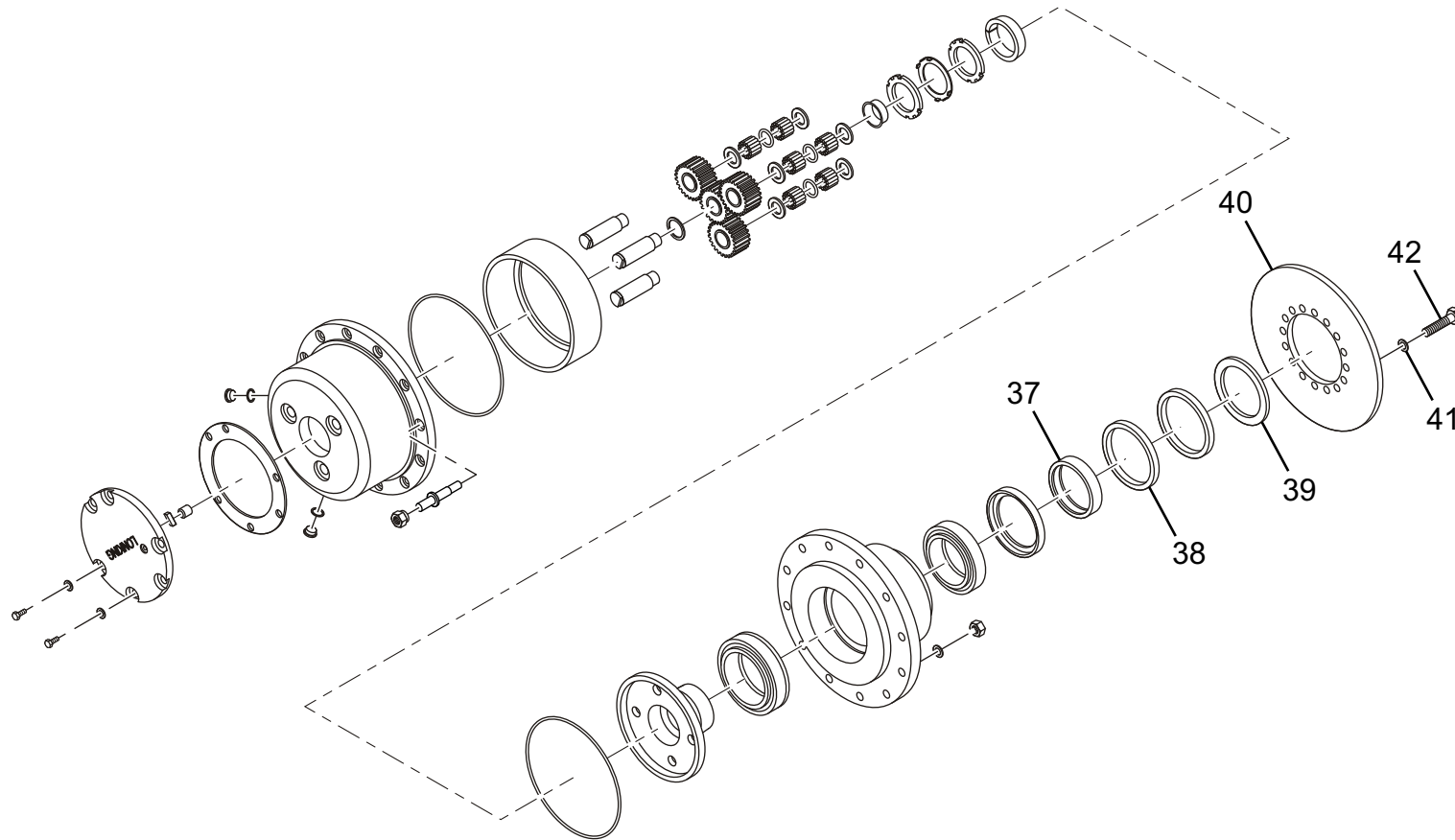
轮边减速器总成 Spindle speed reducer assembly(图 /Figure 14)						
序号 Item	代号 Parts number	名称 Part Description		规格 Specification	数量 Qty	备注 Remarks
1	GB5786-2000	螺栓	Bolt	M10 × 1.25 × 25-8.8	1	
2	GB5186-86	螺栓	Bolt	M12 × 1.25 × 25-8.8	5	
3	GB93-87	垫圈	Washer	10	1	
4	GB93-87	垫圈	Washer	12	5	
5	LG30F.04404A	盖	Cover		1	
6	LG50F.04413A	档块	Block		1	
7	LG30F.04403A	调整支柱	Adjusting support		1	
8	LG30F.04401A	密封纸垫	Seal paper gasket		1	
9	LG50F.04416A	螺塞	Plug screw		1	
10	JB1002-77	垫圈	Washer	12	1	12 × 18 × 1.5
11	LG50F.04418A	油塞	Oil plug		1	
12	LG50F.04417A	垫圈	Washer		1	
13	LG50F.04003A	轮辋螺母	Rim nut		12	
14	LG50F.04427A	轮辋螺栓	Rim bolt		12	
15	LG30F.04409A	行星轮架	Planet gear carrier		1	
16	LG30F.04413A	O 形密封圈	O-ring		1	
17	LG30F.04410A	齿圈	Ring gear		1	
18	LG30F.04406A	行星轮轴	Planet gear shaft		3	

轮边减速器总成 Spindle speed reducer assembly(图 /Figure 14)

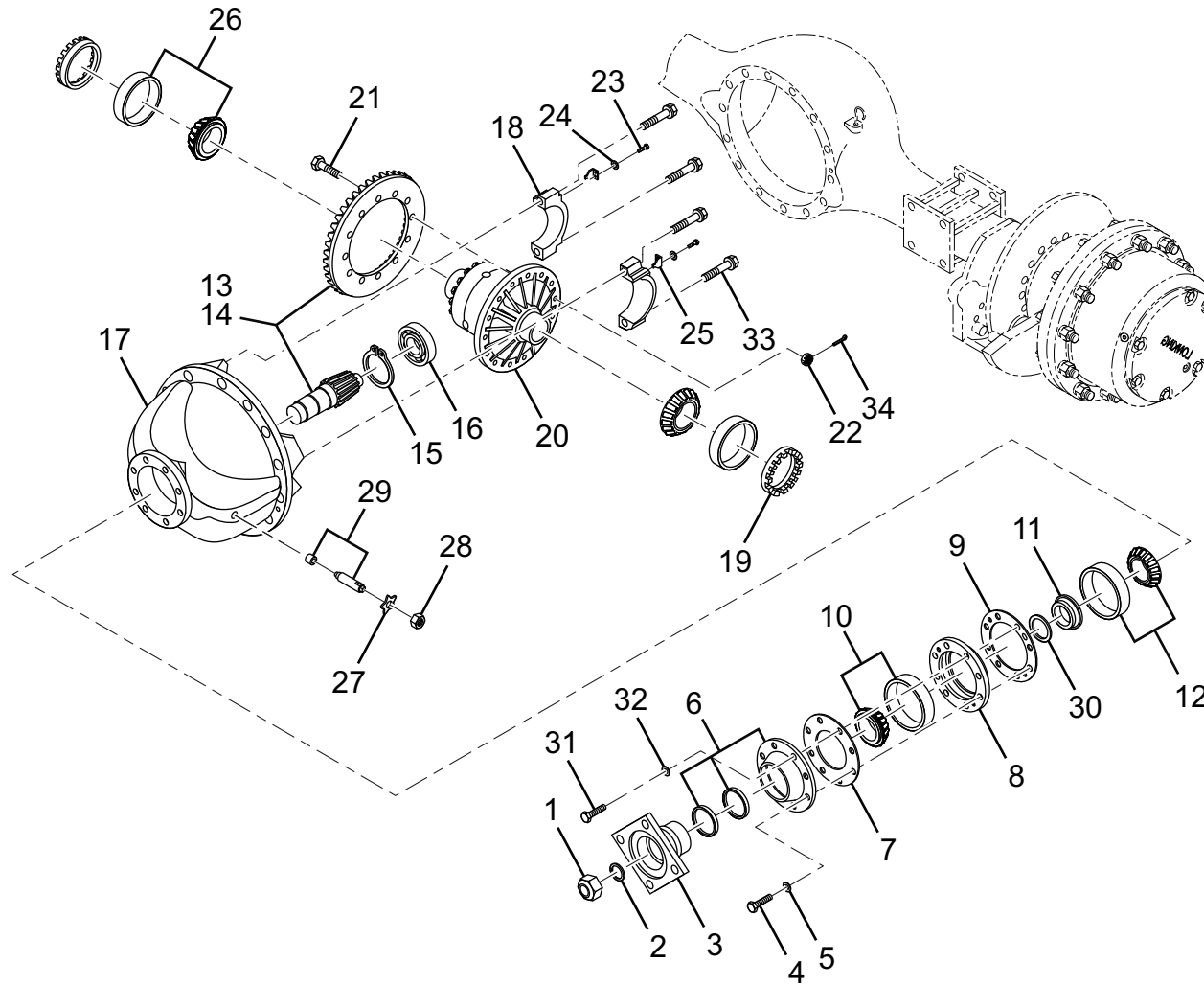


轮边减速器总成 Spindle speed reducer assembly(图 /Figure 14)						
序号 Item	代号 Parts number	名称 Part Description		规格 Specification	数量 Qty	备注 Remarks
19	GB894.1-86	挡圈	Circlip	50	1	
20	LG30F.04402A	太阳轮	Sun gear		1	
21	LG30F.04405A	行星轮	Planet gear		3	
22	LG30F.04407A	挡板	Baffle		6	
23	LG50F.04406A	滚针	Needle		126	
24	LG30F.04408A	隔套	Separating sleeve		3	
25	LG50F.04419A	隔套	Separating sleeve		1	
26	GB858-88	垫圈	Washer	85	1	
27	LG50F.04420A	圆螺母	Round nut		2	
28	LG50F.04421A	锥套	Taper sleeve		1	
29	LG30F.04411A	卡环	Snap ring		1	
30	LG30F.04412A	齿圈支承	Ring gear support		1	
31	GB/T297-94	轴承	Bearing	32026	1	130 × 200 × 45
32	LG30F.04414A	轮毂	Wheel hub		1	
33	GB93-87	垫圈	Washer	20	12	
34	GB6171-86	螺母	Nut	M20 × 1.5-10	12	
35	GB/T297-94	轴承	Bearing	32024	1	120 × 180 × 38
36	LG30F.04415A	挡油板	Oil baffle		1	

轮边减速器总成 Spindle speed reducer assembly(图 /Figure 14)

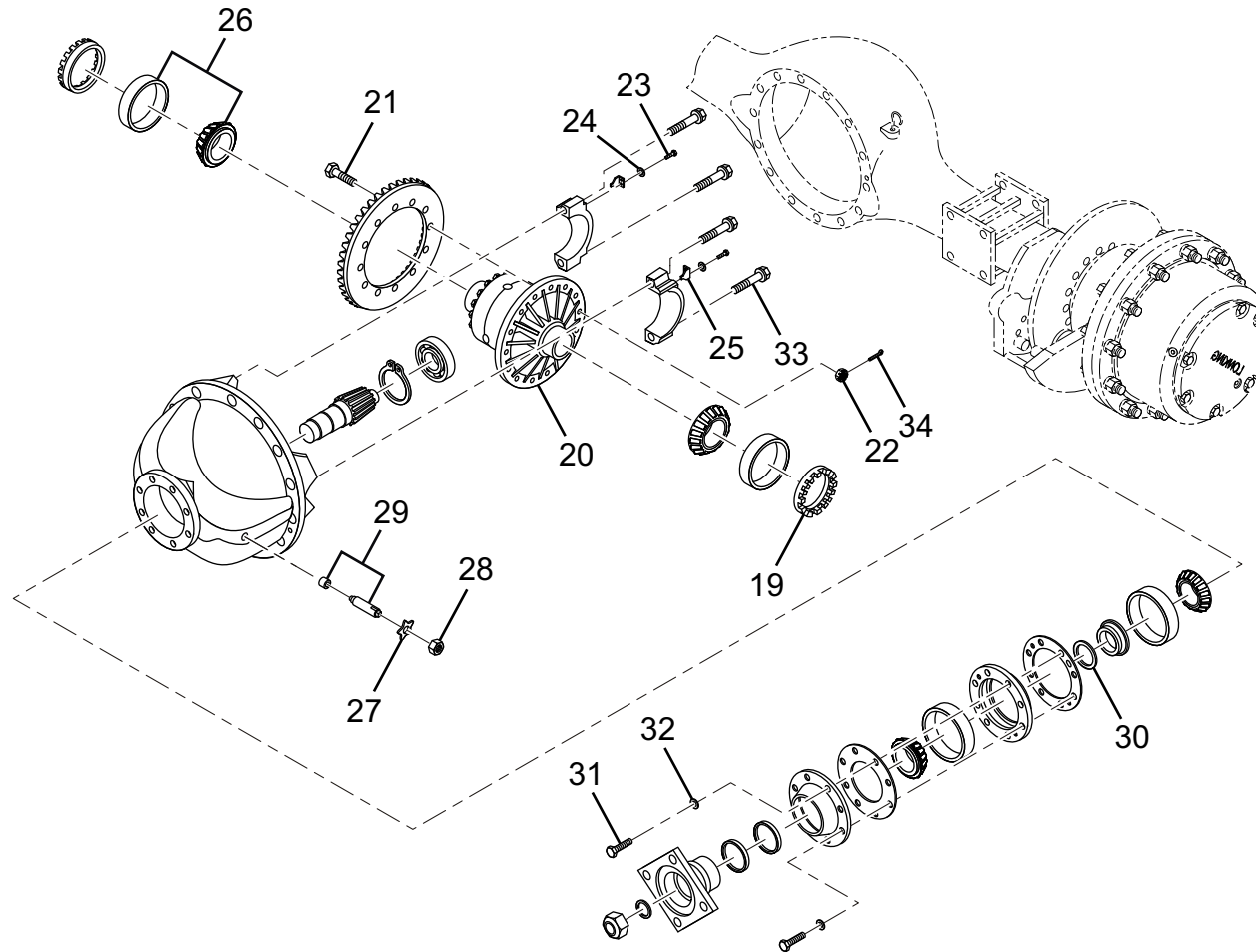


主减速器总成 Main reducer assembly(图 /Figure 15)



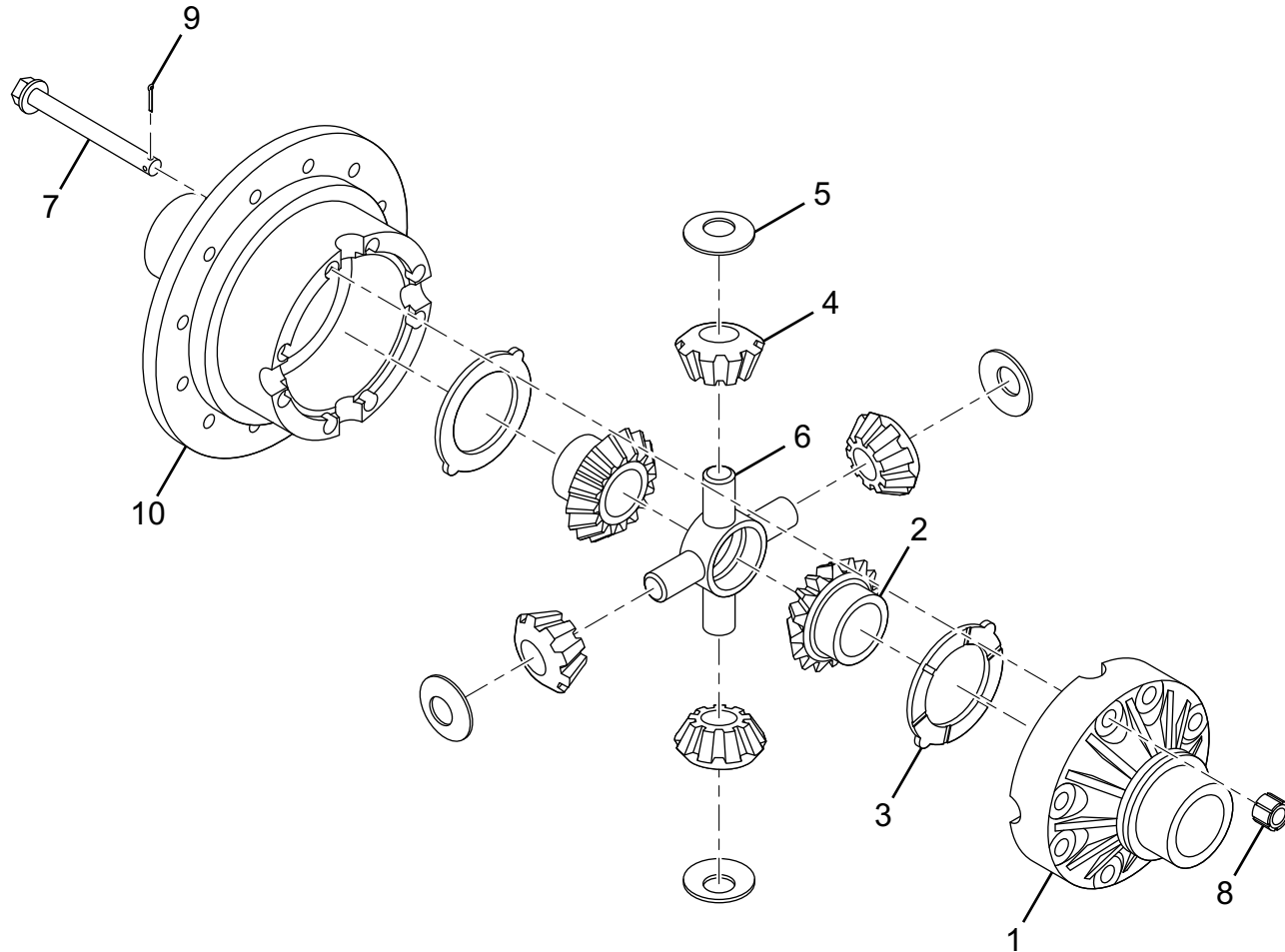
主减速器总成 Main reducer assembly(图 /Figure 15)						
序号 Item	代号 Parts number	名称 Part Description		规格 Specification	数量 Qty	备注 Remarks
1	LG30F.04301A	锁紧螺母	Lock nut		1	
2	LG30F.04302A	垫圈	Washer		1	
3	LG30F.04303A-304A	法兰总成	Flange assembly		1	
4	GB5785-86	螺栓	Bolt	M14 × 1.5 × 50-10.9	7	
5	GB93-87	垫圈	Washer	14	7	
6	LG30F.04305A-305A	盖与油封总成	Cover and oil seal assembly		1	
7	LG30F.04306A	密封垫	Seal gasket		1	
8	LG30F.04307A	主减速器轴承座	Main reducer bearing seat		1	
9	LG30F.04308A	调整垫片	Adjusting gasket		1 组	
10	GB297-84	轴承	Bearing	7310E	1	
11	LG30F.04309A	轴承隔套	Bearing sleeve		1	
12	GB297-84	轴承	Bearing	7311E	1	
13	LG30F.04310A-311A	螺旋伞齿轮副（后桥）	Spiral gear paid (rear axle)		1	
14	LG30F.04312A-313A	螺旋伞齿轮副（前桥）	Spiral gear paid (front axle)			数量含在后桥副内
15	GB894.1-86	挡圈	Circlip	80	1	
16	LG30F.04314A	内圈单档边圆柱滚子轴承	Pillar roller bearing		1	
17	LG30F.04315A	托架	Bracket		1	
18	LG30F.04316A	轴承盖	Bearing cover		2	

主减速器总成 Main reducer assembly(图 /Figure 15)



主减速器总成 Main reducer assembly(图 /Figure 15)						
序号 Item	代号 Parts number	名称 Part Description		规格 Specification	数量 Qty	备注 Remarks
19	LG30F.04317A	调整螺母	Adjusting nut		2	
20	LG30F.04318A-325A	差速器总成	Differential assembly		1	
21	LG30F.04326A	大螺旋伞齿轮螺栓	Big spiral gear bolt		12	
22	GB6178-86	开槽螺母	Groove nut	M14 × 1.5-10	12	
23	GB32.1-88	螺栓	Bolt	M10 × 1 × 20-8.8	2	
24	GB93-87	垫圈	Washer	10	2	
25	LG50F.04327A	锁紧片	Lock plate		2	
26	GB/T297-94	轴承	Bearing	30215	2	
27	LG50F.04328A	止动垫圈	Stop washer		1	
28	GB6173-86	螺母	Nut	M27 × 2-8	1	
29	LG50F.04329A-330A	止推螺栓	Thrust bolt		1	
30	404325	垫片	Gasket		1 组	
31	GB5785-86	螺栓	Bolt	M12 × 1.5 × 45-10.9	1	
32	GB93-87	垫圈	Washer	12	1	
33	LG50F.04325A	螺栓	Bolt		4	
34	GB/791	开口销	Cotter pin	Φ3.2 × 26	12	

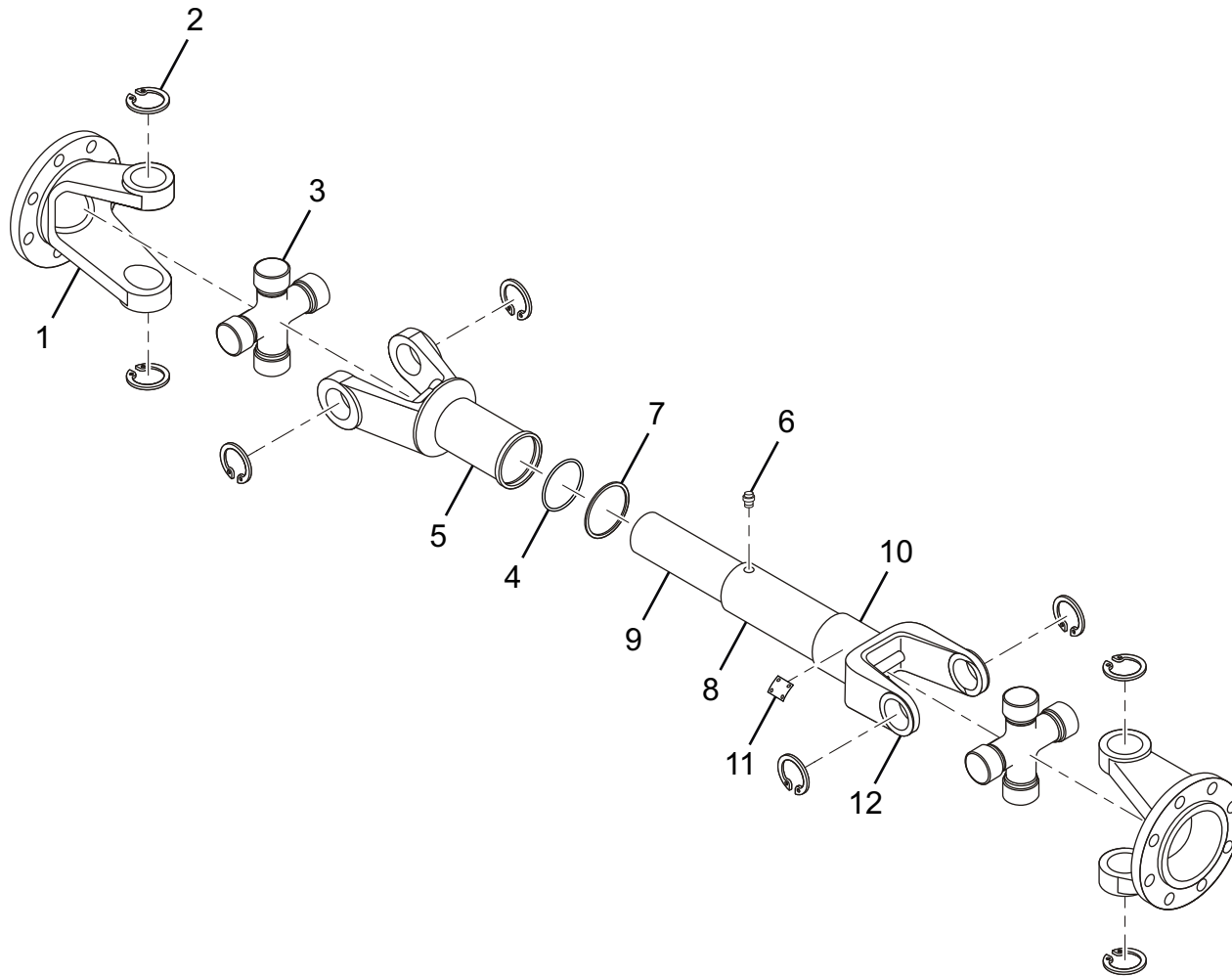
30F 差速器总成 Differential assembly for standard 30F axle(图 /Figure 16)



30F 差速器总成 Differential assembly for standard 30F axle(图 /Figure 16)

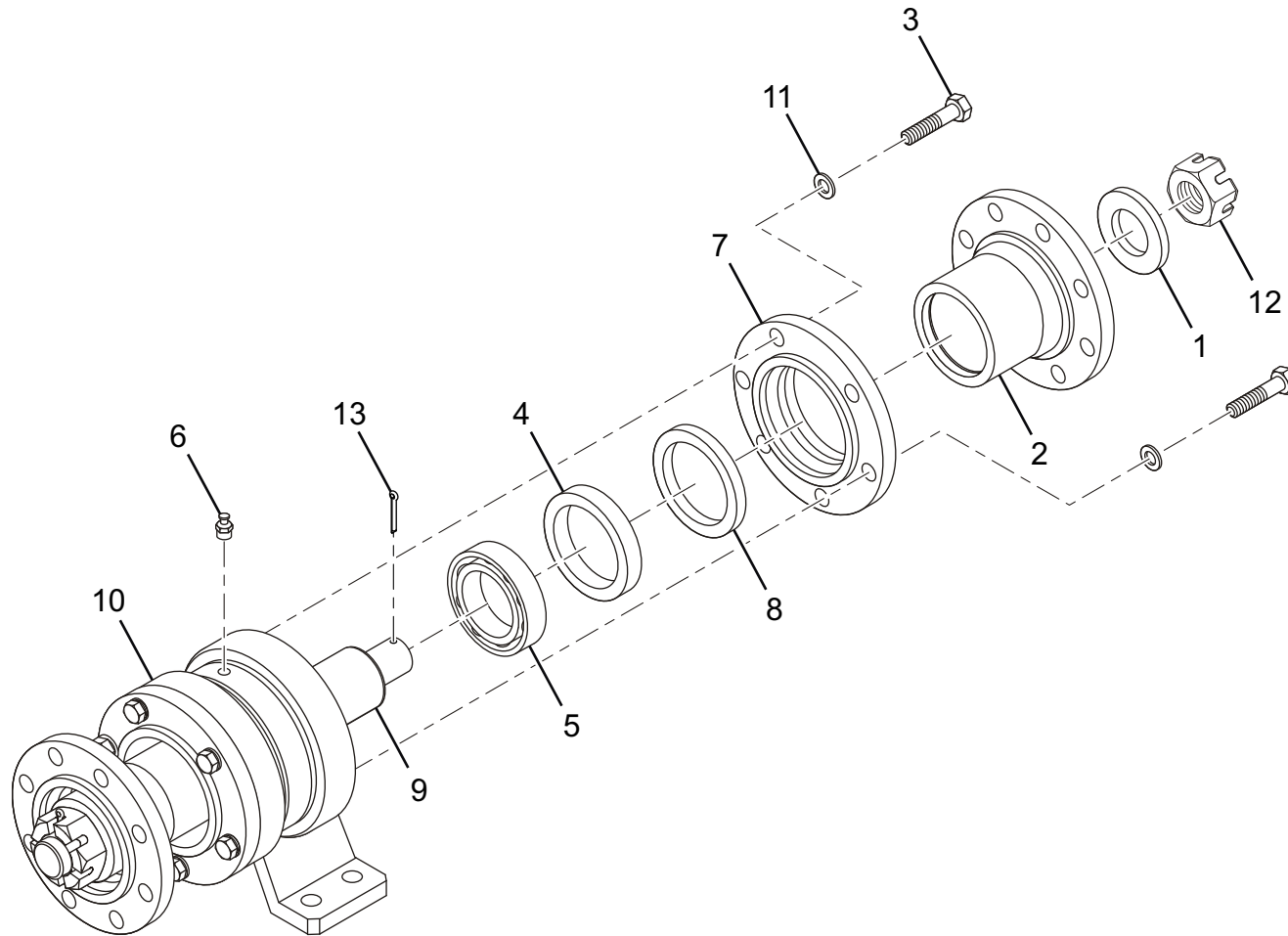
序号 Item	代号 Parts number	名称 Part Description		规格 Specification	数量 Qty	备注 Remarks
1	LG30F.04318A-319A	差速器左壳	Differential left case		1	
2	LG30F.04325A	半轴齿轮	Axle shaft gear		2	
3	LG30F.04324A	半轴齿轮垫片	Axle shaft gear gasket		2	
4	LG30F.04320A	锥齿轮	Bevel gear		4	
5	LG30F.04322A	锥齿轮垫圈	Bevel gear washer		4	
6	LG30F.04323A	十字轴	Spider		1	
7	LG30F.04321A	凸缘螺栓	Flange bolt		8	
8	GB/T6178-86	开槽螺母	Groove nut		8	
9	GB/T91	开口销	Cotter pin		8	
10	LG30F.04318A	差速器右壳	Differential right case		1	

前传动轴 Front drive shaft(LG30F.04 I .02)(图 /Figure 17)



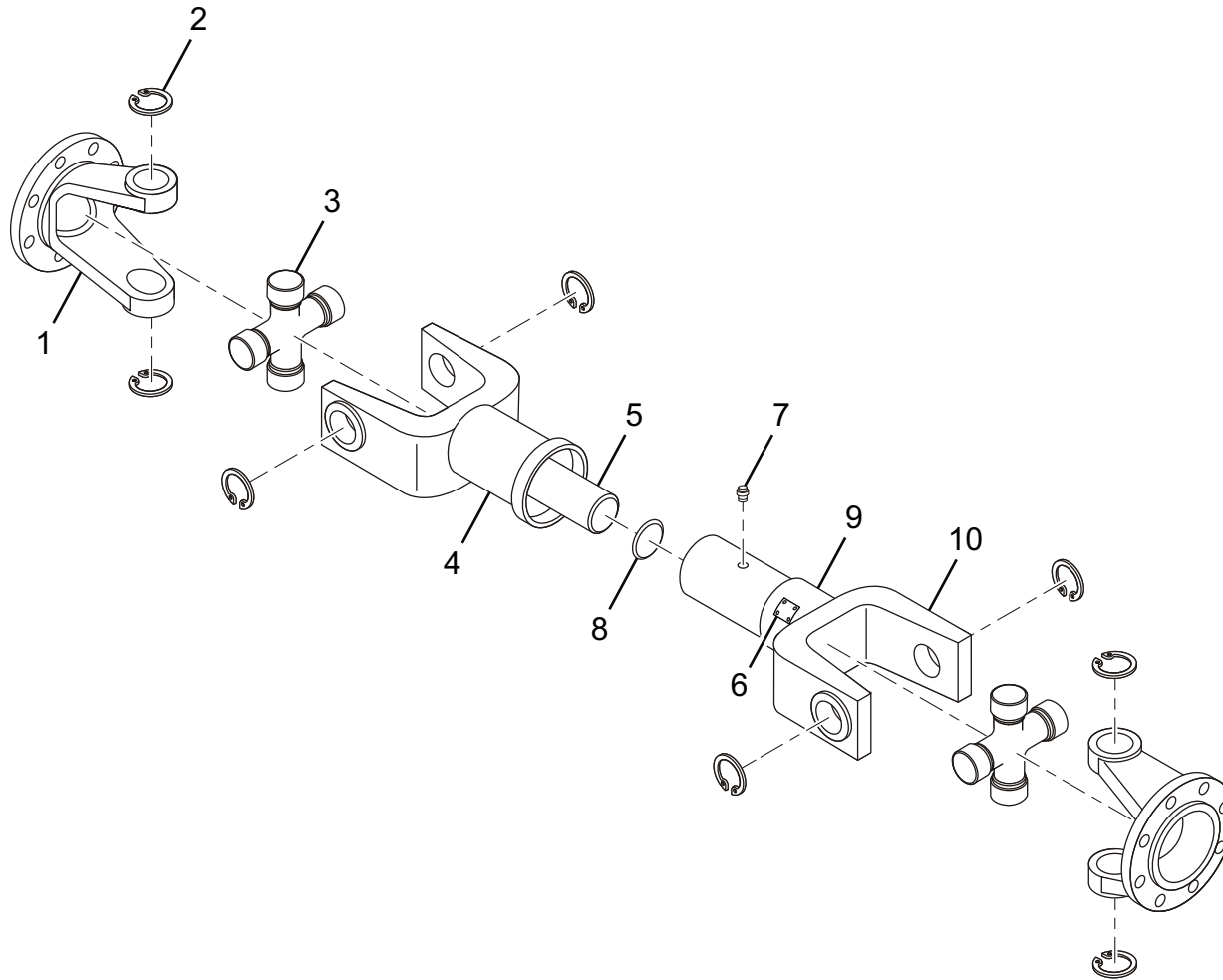
前传动轴 Front drive shaft(LG30F.04 I .02)(图 /Figure 17)						
序号 Item	代号 Parts number	名称 Part Description		规格 Specification	数量 Qty	备注 Remarks
1	2201G1-023B	凸缘叉	Flange yoke		2	
2	2201G1-026A	弹性卡圈	Snap ring		8	
3	EQ140-II	十字轴总成	Spider assembly		2	
4	2201G1-065A	套管叉堵塞	Thimble yoke plug		1	
5	ZL50-021B	套管叉	Thimble yoke		1	
6	Q700B01	油嘴	Oil nozzle	Z1/8	1	
7	JJZL50-088	防尘套油封	Dustproof sheath oil seal		1	
8	JJZL50-011	密封套管	Hermetic thimble		1	
9	ZL50-016	后桥花键轴	Rear axle spline shaft		1	
10		轴管	Shaft pipe	89 × 4 × 178	1	
11	ZL50-070	平衡片	Balance piece		按需	
12	2201G1-018B	万向节叉	Universal joint yoke		1	

中间支承 Intermediate support(LG30F.04 I .03)(图 /Figure 18)



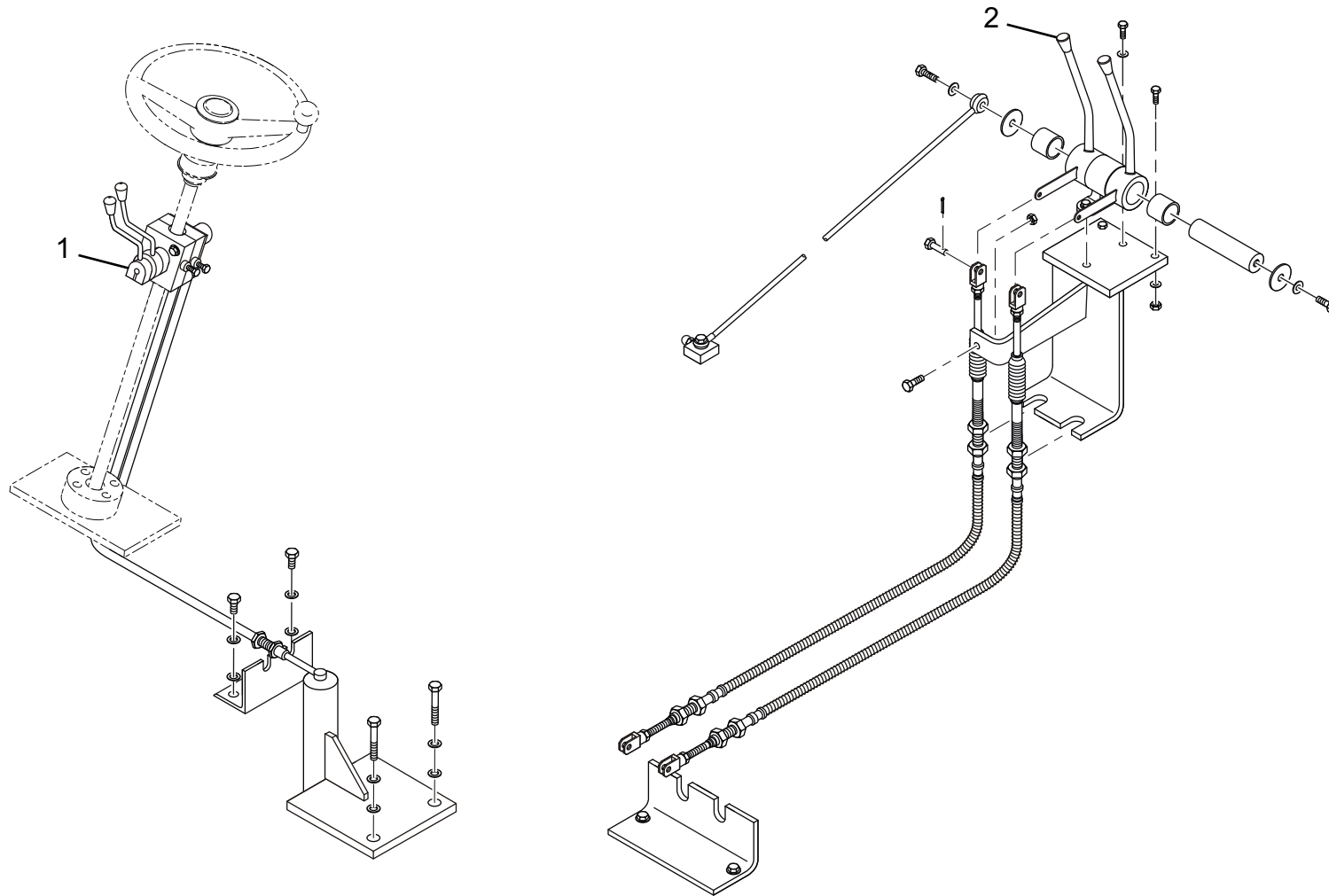
中间支承 Intermediate support(LG30F.04 I .03)(图 /Figure 18)						
序号 Item	代号 Parts number	名称 Part Description		规格 Specification	数量 Qty	备注 Remarks
1	2202G1-042	垫圈	Washer		2	
2	LGZL50-111A	凸缘	Flange		2	
3	GB13871	螺钉	Screw		12	GB5-76
4	HWC611.2.1	油封总成	Oil seal assembly		2	
5	6210	轴承	Bearing		2	GB/T276-1994
6		油嘴	Oil nozzle	Z1/8"	1	
7	LGZL50-090-2	前后盖	Front/rear cover		2	
8	LGZL50-026	垫圈	Washer		2	
9	LGZL50-016	花键轴	Spline shaft		1	
10	LGZL50-090-1	支架本体	Bracket body		1	
11	10	弹性垫圈	Spring washer		12	GB/T93-1987
12	2202G1-041	槽型螺母	Castle nut		2	
13	5 × 40	开口销	Cotter pin		2	Q5005045

中后传动轴总成 Intermediate / rear drive shaft assembly(LG30F.04 I .04)(图 /Figure 19)



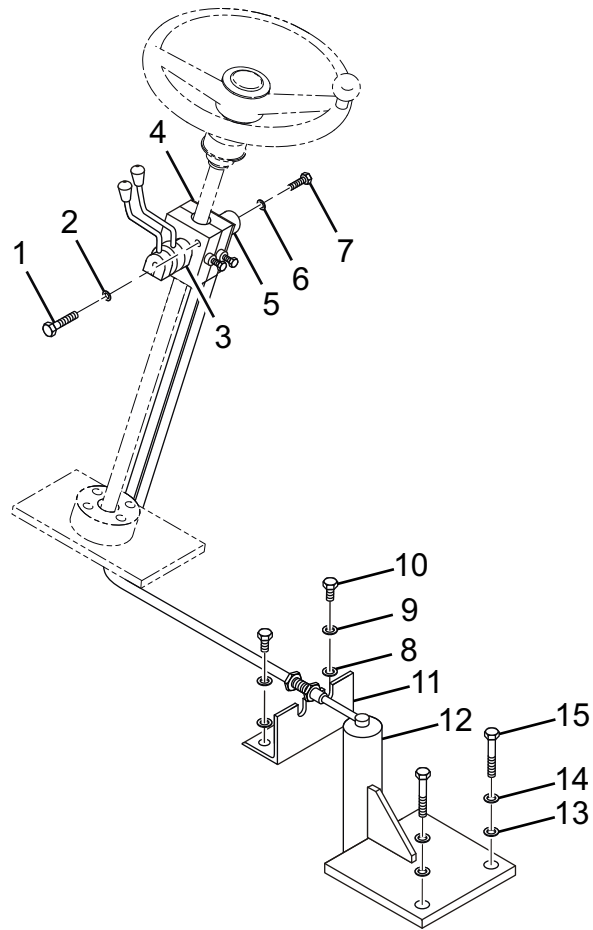
中后传动轴总成 Intermediate / rear drive shaft assembly(LG30F.04 I .04)(图 /Figure 19)						
序号 Item	代号 Parts number	名称 Part Description		规格 Specification	数量 Qty	备注 Remarks
1	2201G1-023B	凸缘叉	Flange yoke		2	
2	2201G1-026A	卡环	Snap ring		8	
3	EQ140-II	十字轴总成	Spider assembly		2	
4	2201G1-065A	挡油片	Oil baffle		1	
5	ZL50-012C	套管叉	Socket pipe yoke		1	
6	220G1-060	平衡片	Balance piece		按需	
7	Q700B01	油嘴	Oil nozzle	Z1/8"	1	
8	JJZL50-088	防臣套油封	Dustproof sleeve oil seal		1	
9	JJZL50-011A	密封套管	Sealing socket		1	
10	2201KA160-056	叉轴	Yoke shaft		1	

操作系统 Control System(LG30F.05 III)(图 /Figure 20)



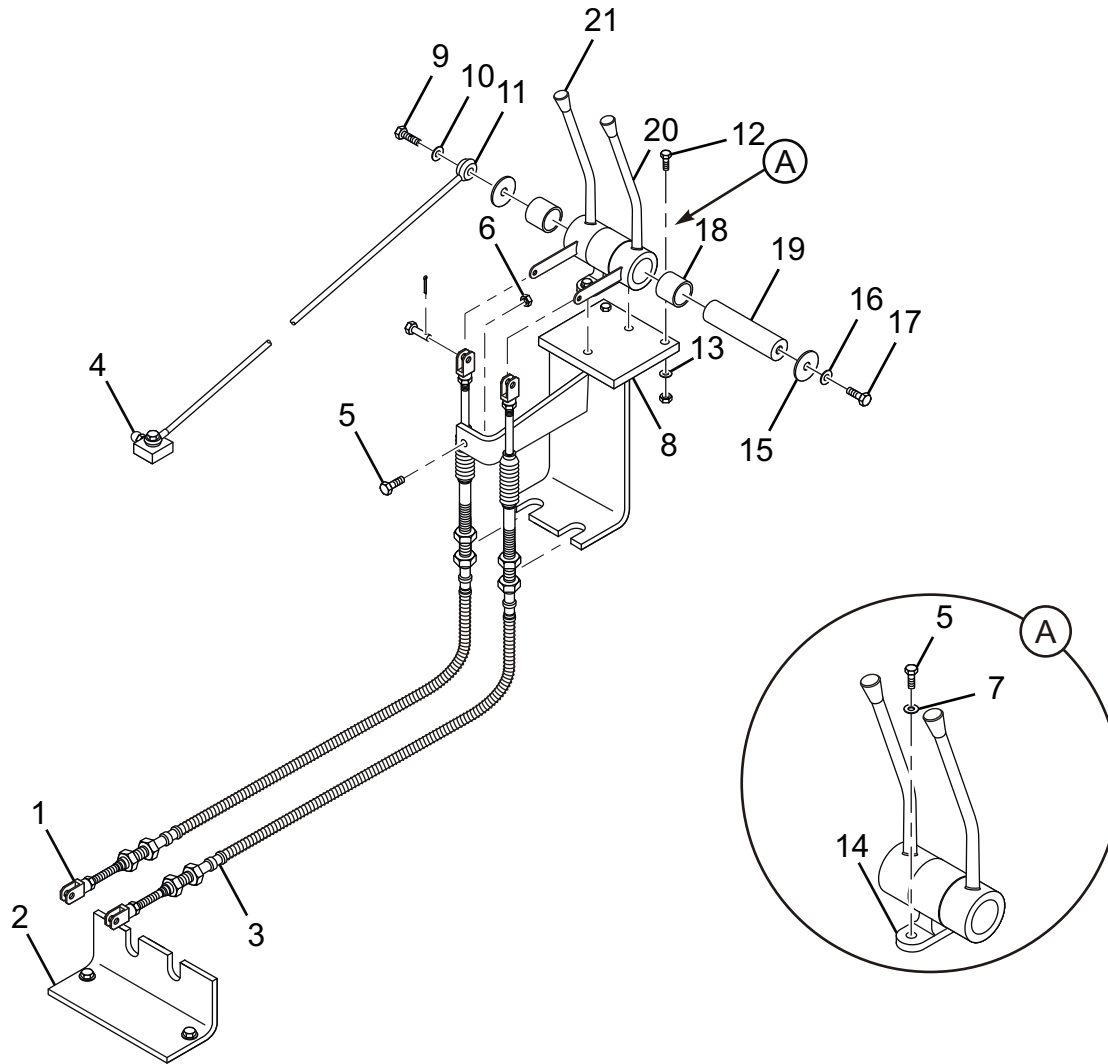
操作系统 Control System(LG30F.05 III)(图 /Figure 20)						
序号 Item	代号 Parts number	名称 Part Description		规格 Specification	数量 Qty	备注 Remarks
1	LG30F.05 III .01	变速操纵总成	Transmission control assembly		1	原为 305000D
2	LG30F.05 III .02	工作操纵总成	Implement control assembly		1	

变速操纵总成 Speed control assembly (LG30F.05 III .01)(图 /Figure 21)



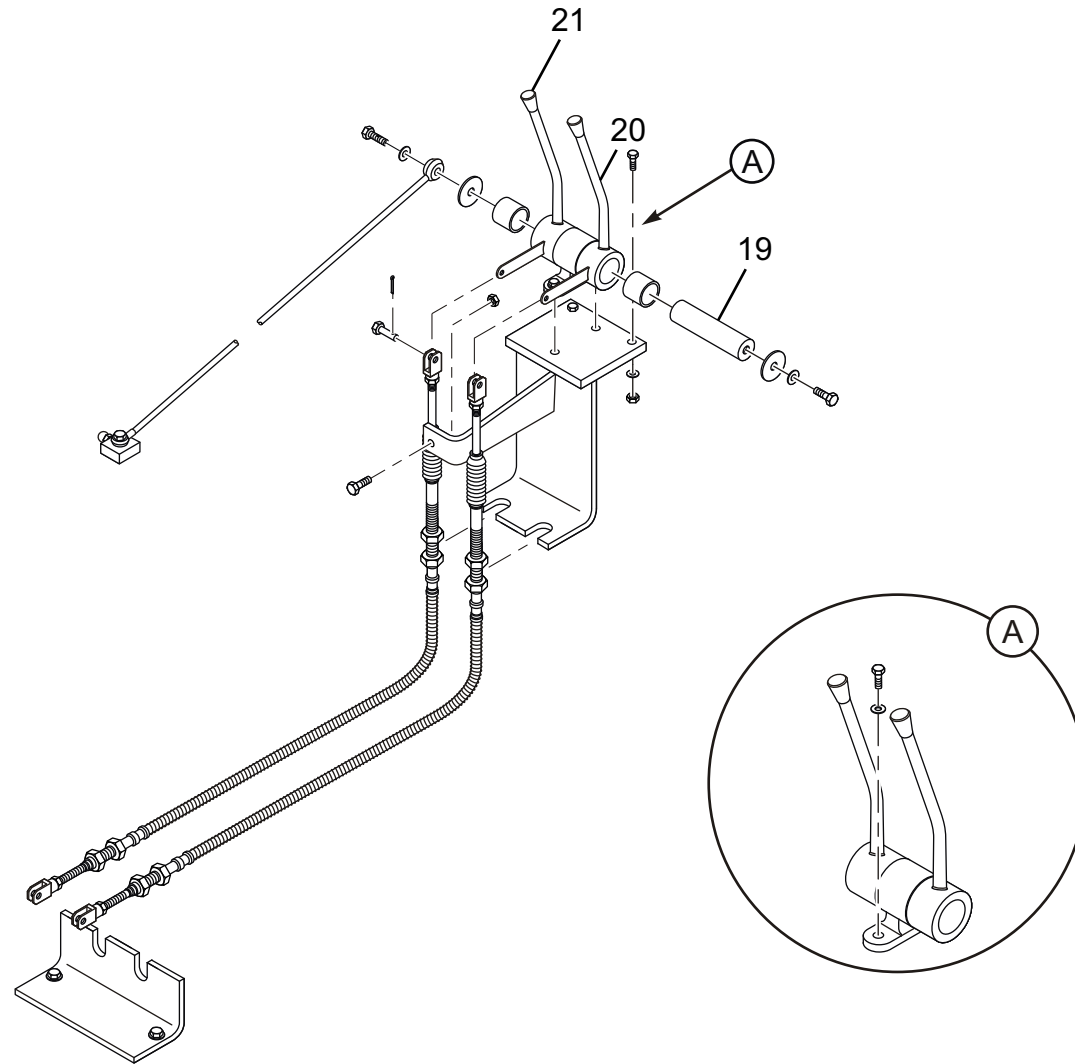
变速操纵总成 Speed control assembly (LG30F.05 III .01)(图 /Figure 21)						
序号 Item	代号 Parts number	名称 Part Description		规格 Specification	数量 Qty	备注 Remarks
1	GB/T5782	螺栓	Bolt	M6 × 55	2	
2	GB/T93	垫圈	Washer	6	2	
3	LG30F.05 III.01.01	换挡软轴	Gear shift flexible shaft		1	
4	LG30F.05 III.01.02	变速软轴固定块	Speed control flexible shaft securing block		1	
5	LG853.05.01-001	锁紧块	Lock block		1	
6	GB/T93	垫圈	Washer	8	2	
7	GB/T5783	螺栓	Bolt	M8 × 35	2	
8	GB/T97.1	垫圈	Washer	10	2	
9	GB/T93	垫圈	Washer	10	2	
10	GB/T5783	螺栓	Bolt	M10 × 20	2	
11	LG30F.05 III.01-001	固定支板	Securing support board		1	
12	LG30F.05 III.01.03	变速操纵板	Speed control valve		1	
13	GB/T97.1	垫圈	Washer	12	2	
14	GB/T93	垫圈	Washer	12	2	
15	GB/T5782	螺栓	Bolt	M12 × 120	2	

工作操纵总成 Implement control assembly(LG30F.05 III .02)(图 /Figure 22)



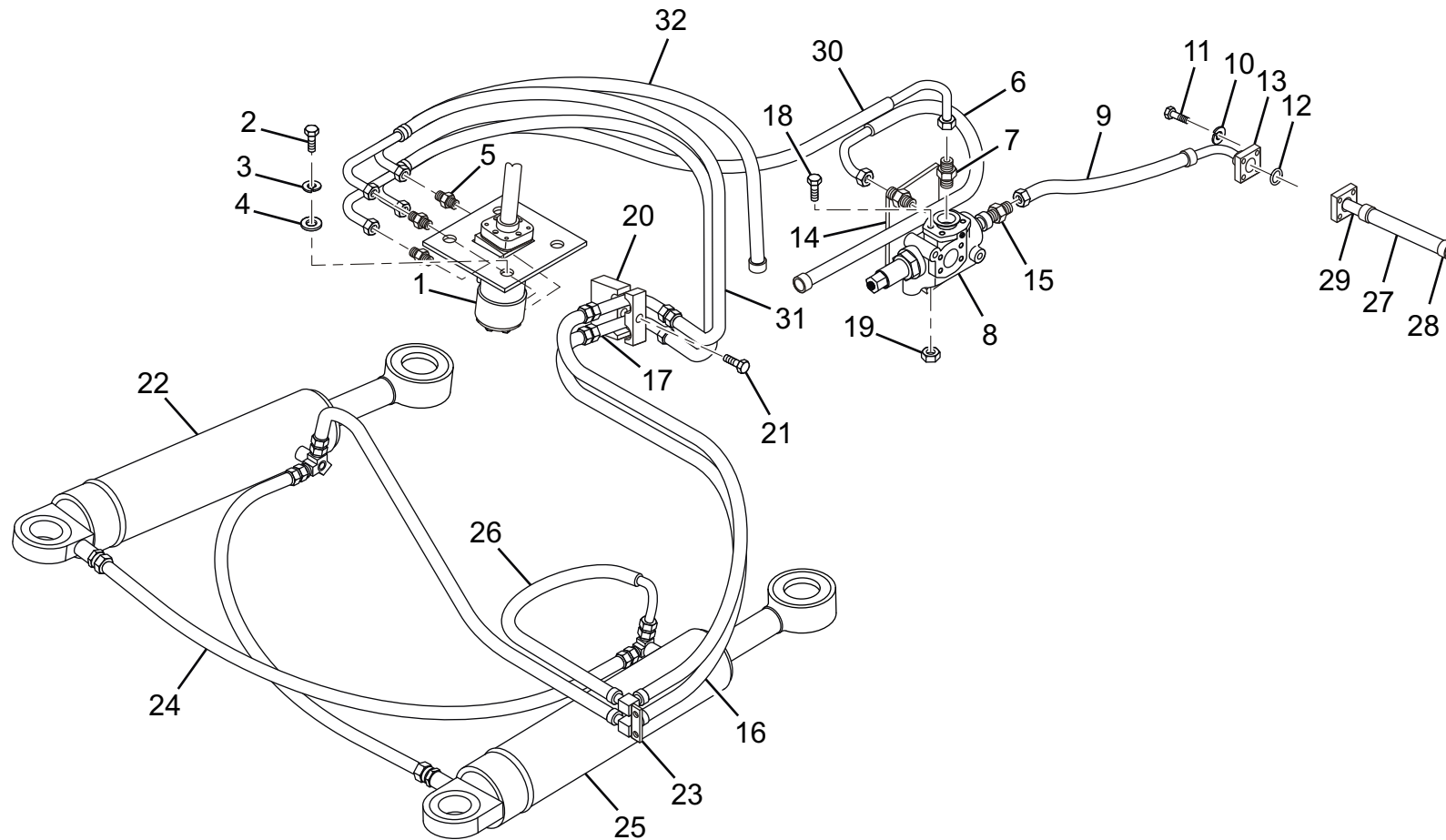
工作操纵总成 Implement control assembly(LG30F.05 III .02)(图 /Figure 22)						
序号 Item	代号 Parts number	名称 Part Description		规格 Specification	数量 Qty	备注 Remarks
1	LG853.05.02-001	叉形接头	Yoke connector		2	原为 407610B
2	LG853.05.02-002	固定支板	Securing support board		1	原为 407609C
3	LG853.05.02.01	操纵软轴	Control flexible shaft		2	
4	GB1153-89	接头式压注油杯	Connecting pressure oil cup	90	1	
5	GB/T5783	螺栓	Bolt	M10 × 30-8.8	3	
6	GB/T6170	螺母	Nut	M10	3	
7	GB/T97.1	垫圈	Washer	10	9	
8	LG853.05.02.02	固定架	Securing bracket		1	原为 407614-617B
9	LG853.05.02-012	通油螺栓	Bolt		1	
10	LG853.10.06-005	垫圈	Washer	10	2	
11	LG30F.05 I .02.05	操纵杆注油管	Control lever oil filling hose		1	
12	GB/T5783	螺栓	Bolt	M10 × 35	2	
13	GB/T96	垫圈	Washer	10	3	
14	LG853.05.02-007	轴座	Shaft seat		1	原为 407604B
15	LG853.05.02-008	挡圈	Circlip		2	原为 407603B
16	GB/T93	垫圈	Washer	10	8	
17	GB/T5783	螺栓	Bolt	M10 × 20	3	
18	LG853.05.02-009	衬套	Bush		2	原为 407601B

工作操纵总成 Implement control assembly(LG30F.05 III .02)(图 /Figure 22)



工作操纵总成 Implement control assembly(LG30F.05 III .02)(图 /Figure 22)						
序号 Item	代号 Parts number	名称 Part Description		规格 Specification	数量 Qty	备注 Remarks
19	LG853.05.02-010	轴	Shaft		1	原为 407602B
20	LG853.05.02.03	操纵杆总成	Control level assembly		2	原为 307611-611D
21	LG853.05.02-011	方胶木球	Knob	M12 × 32	2	

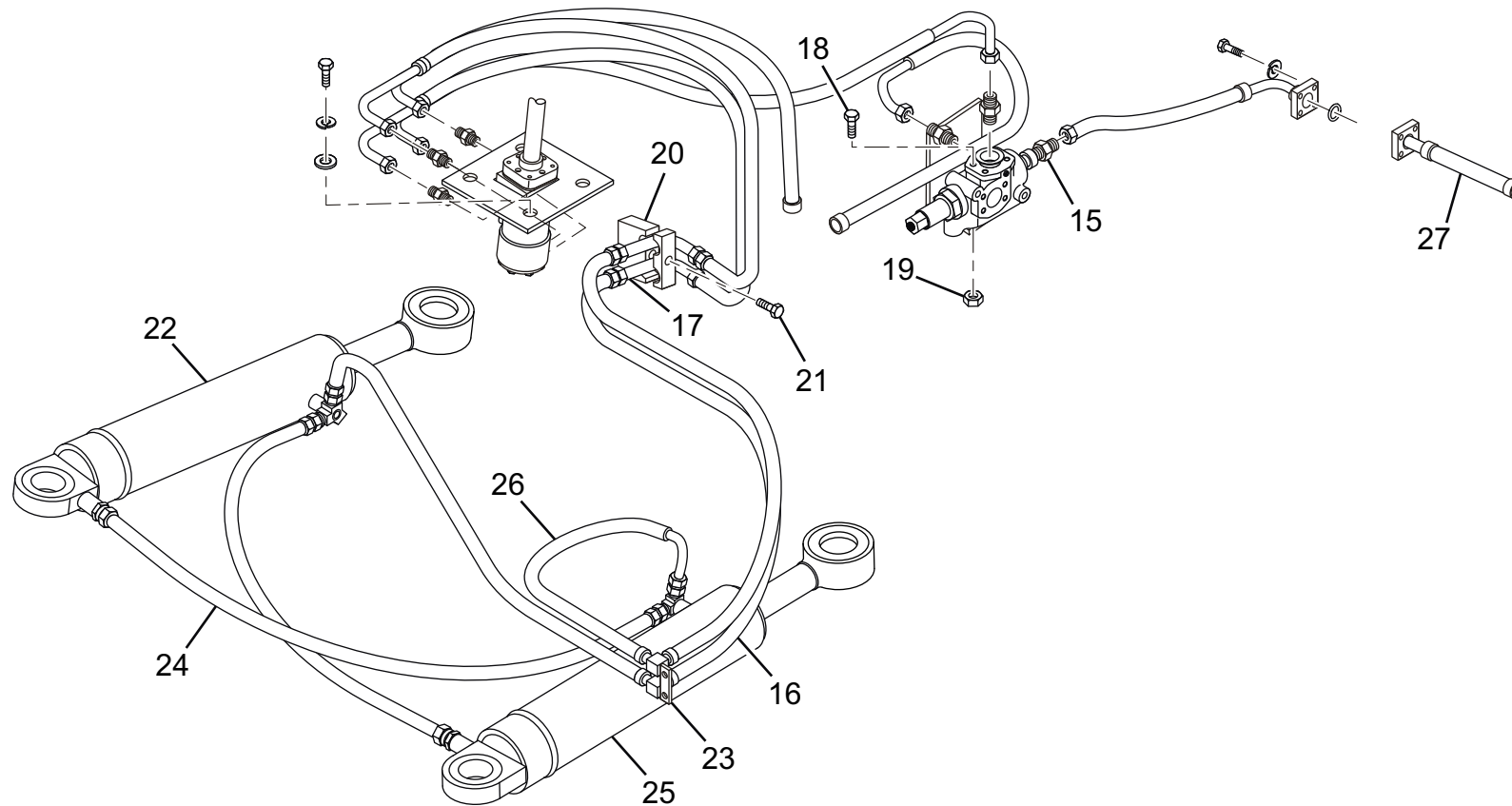
转向液压系统 Steering hydraulic system(CDM833.06)(图 /Figure 23)



转向液压系统 Steering hydraulic system(CDM833.06)(图 /Figure 23)

序号 Item	代号 Parts number	名称 Part Description	规格 Specification	数量 Qty	备注 Remarks
1	LG30F.06 III .02	液压转向机	Hydraulic steering gear	1	
2	GB/T5783-2000	螺栓	Bolt	M10 × 30-8.8	8
3	GB/T93-1987	垫圈	Washer	10	12
4	GB/T97.1-2002	垫圈	Washer	10	9
5	L1CH-22-20GB	接头体	Adapter		4
6	20411-22GB/20491- 22GB*2W10*650	单稳阀出油胶管	Single flow stabilizer valve oil outlet hose		1
7	L1CH-22-24GB	单稳阀出油接头体	Single flow stabilizer valve oil outlet adapter		2
8	FLD-F30W	单稳阀	Single flow stabilizer valve		1
9	20411-27T/87391-12 *2W12*405	转向泵出油胶管	Steering pump oil outlet hose		1
10	GB/T93-1987	垫圈	Washer		8
11	GB/T5783-2000	螺栓	Bolt	M8 × 30-8.8	8
12	GB/T3452.1-2005	O 形圈	O-ring	25 × 3.55	2
13	FL-12	法兰夹	Flange clamp		2
14	LG30F.06 I -004	单稳阀支座	Single flow stabilizer valve bracket		1

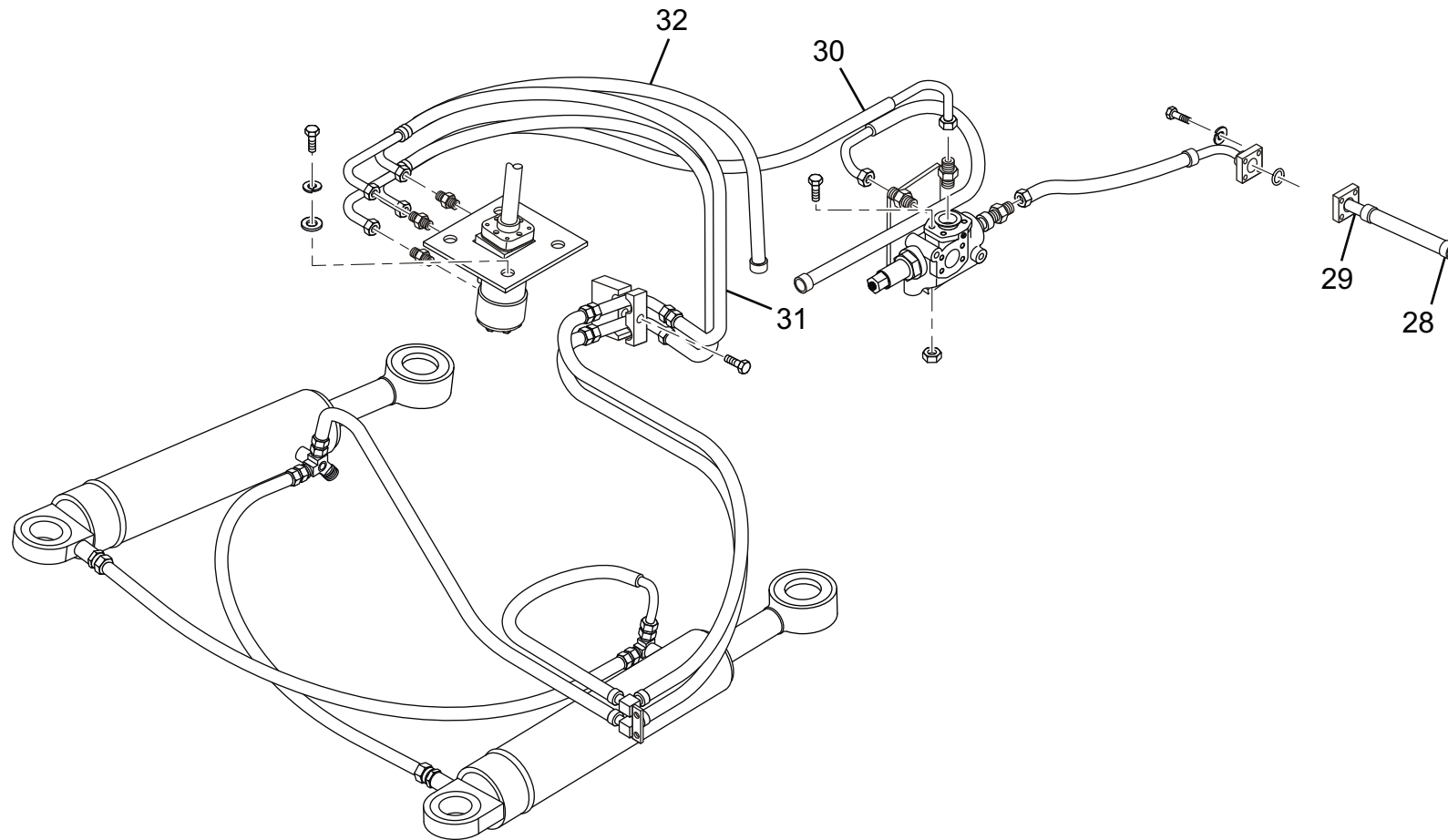
转向液压系统 Steering hydraulic system(CDM833.06)(图 /Figure 23)



转向液压系统 Steering hydraulic system(CDM833.06)(图 /Figure 23)

序号 Item	代号 Parts number	名称 Part Description	规格 Specification	数量 Qty	备注 Remarks	
15	L1CH-27D	单稳阀进油接头体	Single flow stabilizer valve oil inlet adapter	1		
16	20411-22GB*2W10 *880	转向器至转向油缸 胶管	Hose from steering gear to steering cylinder	2		
17	LG30F.06 I .07	后车架转向过渡钢管	Rear frame turning transition connector	2		
18	GB/T5782-2000	螺栓	Bolt	M10 × 70-8.8	3	
19	GB/T6170-2000	螺母	Nut	M10-8	3	
20	LG30F.06 I -006	管夹	Pipe clamp	1		
21	GB/T5782-2000	螺栓	Bolt	M10 × 42-8.8	1	
22	CDM833.06.02	右转向油缸	Right steering cylinder	1	HSK80 / 45 × 315	
23	LG30F.06 I .08	前车架转向过渡接头	Front frame turning transition connector	1		
24	20411-22GB*2W10*750	转向器回油胶管	Steering gear oil return hose	2		
25	CDM833.06.03	左转向油缸	Left steering cylinder	1	HSK80 / 45 × 315	
26	20411-22GB/20491- 22GB*2W10*550	转向油缸进油胶管	Steering cylinder oil inlet hose	2		
27	Φ25 × 4-170	胶管	Hose	1		

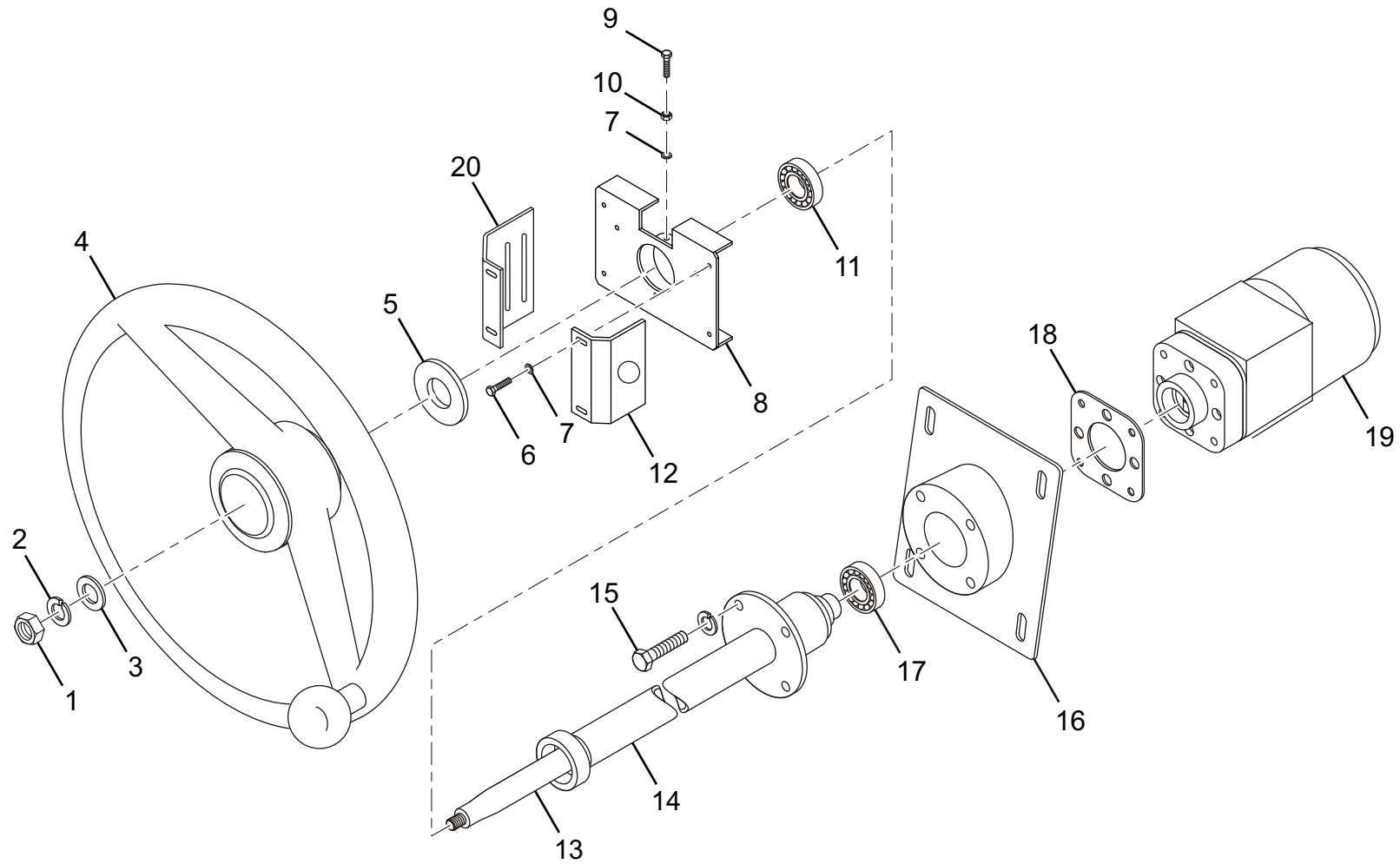
转向液压系统 Steering hydraulic system(CDM833.06)(图 /Figure 23)



转向液压系统 Steering hydraulic system(CDM833.06)(图 /Figure 23)

序号 Item	代号 Parts number	名称 Part Description	规格 Specification	数量 Qty	备注 Remarks	
28	JB/T8870-1999	喉箍	Hose clamp	(Φ32-38)	2	
29	LG30F.06 I -007	转向泵进油管	Steering pump oil inlet pipe		1	
30	20431-22GB/20491- 22GB*2W10*690/180 °	单稳阀至转向器胶管	Hose from single flow stabilizer valve to steering gear		1	
31	20411-22GB/20431- 22GB*2W10*840	转向器 A,B 口出油 胶管	Steering gear oil outlet hose for A,B		2	
32	20411-22GB/20431- 22GB*2W10*730	转向器回油胶管	Steering gear oil return hose		1	

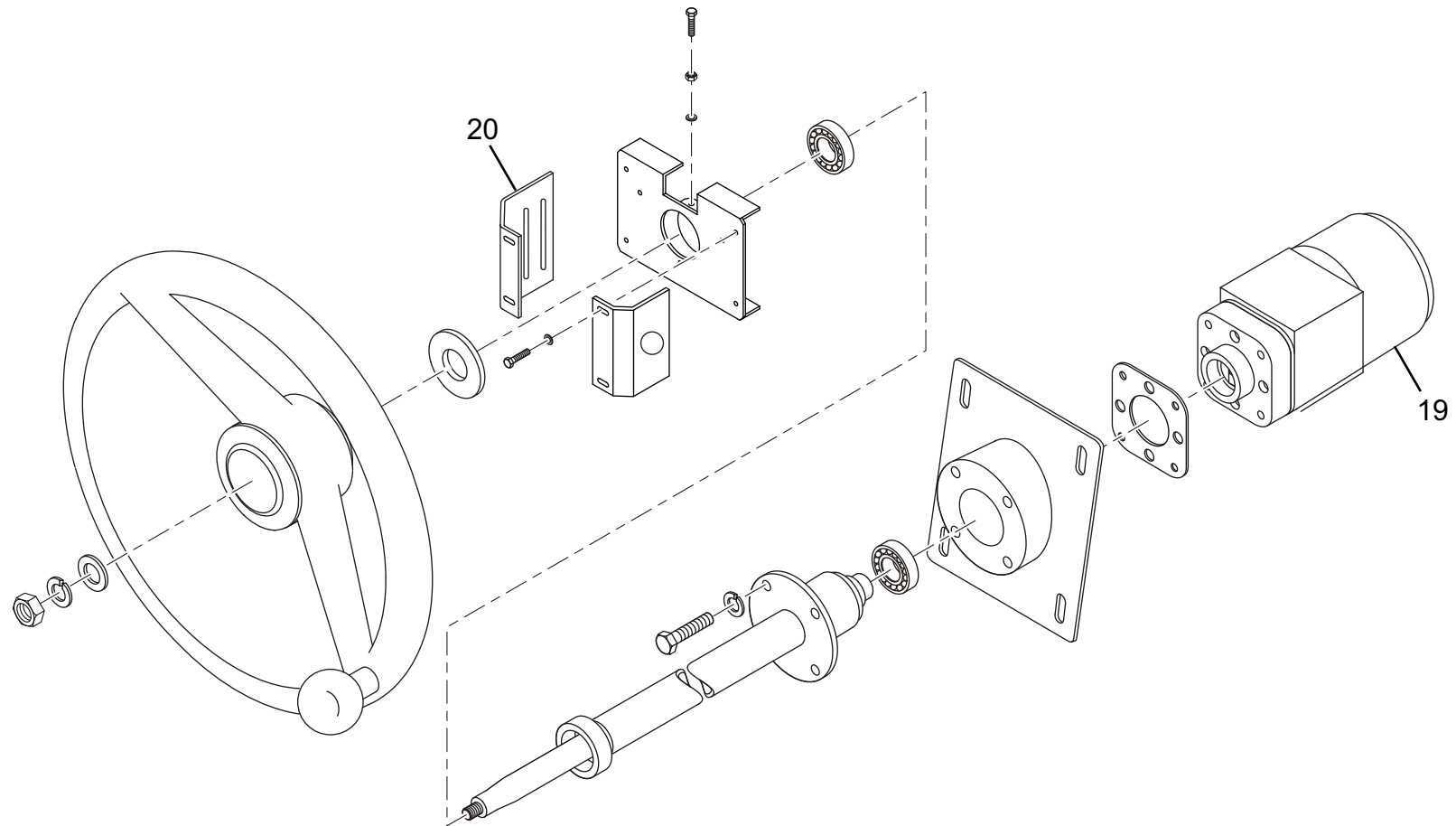
全液压转向机 Hydraulic steering gear (LG30F.06 III .02)(图 /Figure 24)



全液压转向机 Hydraulic steering gear (LG30F.06 III .02)(图 /Figure 24)

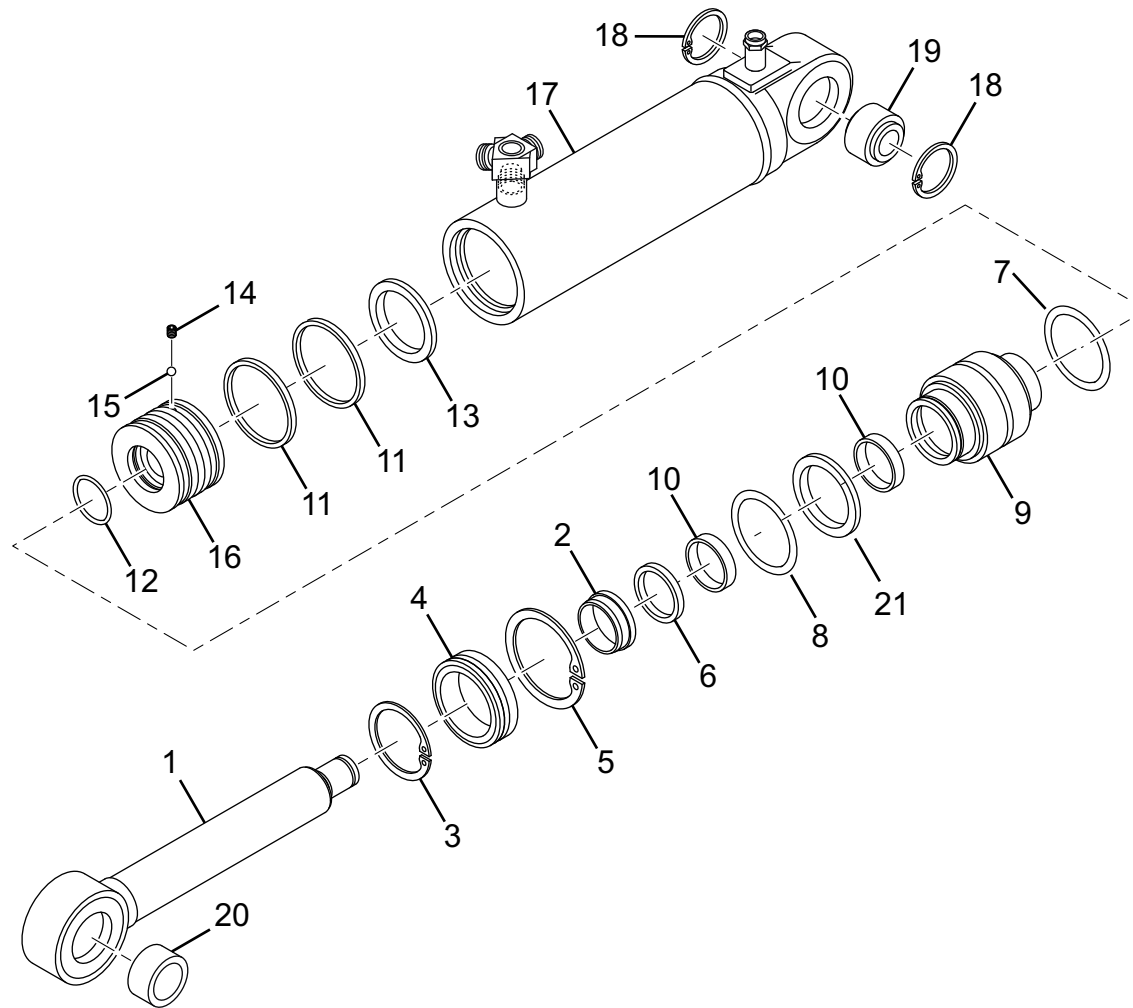
序号 Item	代号 Parts number	名称 Part Description		规格 Specification	数量 Qty	备注 Remarks
1	GB/T6170	螺母	Nut	M10-8	1	
2	GB/T93	垫圈	Washer	10	5	
3	GB/T97.1	垫圈	Washer	10	1	
4	LG853.06.02.01	方向盘总成	Steering wheel assembly		1	
5	LG853.06.02.02	导电套	Conducting sleeve		1	原为 306114-115D
6	GB/T5783	螺栓	Bolt	M6 × 12-8.8	4	
7	GB/T93	垫圈	Washer	6	5	
8	LG853.06.02.03	组合开关固定板	Combined switch securing board		1	原为 306110-111D
9	GB/T5783	螺栓	Bolt	M6 × 20-8.8	1	
10	GB/T6170	螺母	Nut	M6-8	1	
11	GB276-89	单列向心球轴承	Single row radial ball bearing	104	1	
12	LG853.06.02-001	电锁固定板	Electronic lock securing board		1	原为 306113D
13	LG853.06.02.04	转向轴	Steering shaft		1	原为 306104-105D
14	LG853.06.02.05	总外套管	Outer sheath		1	原为 306106-109D
15	GB/T5782	螺栓	Bolt	M10 × 85-8.8	4	
16	LG853.06.02.08	固定座	Fixed Seat		1	
17	GB/T301-1995	滚动轴承	Roller bearing	51106	1	
18	LG853.06.02-003	调整垫	Adjusting gasket		1	

全液压转向机 Hydraulic steering gear (LG30F.06 III .02)(图 /Figure 24)



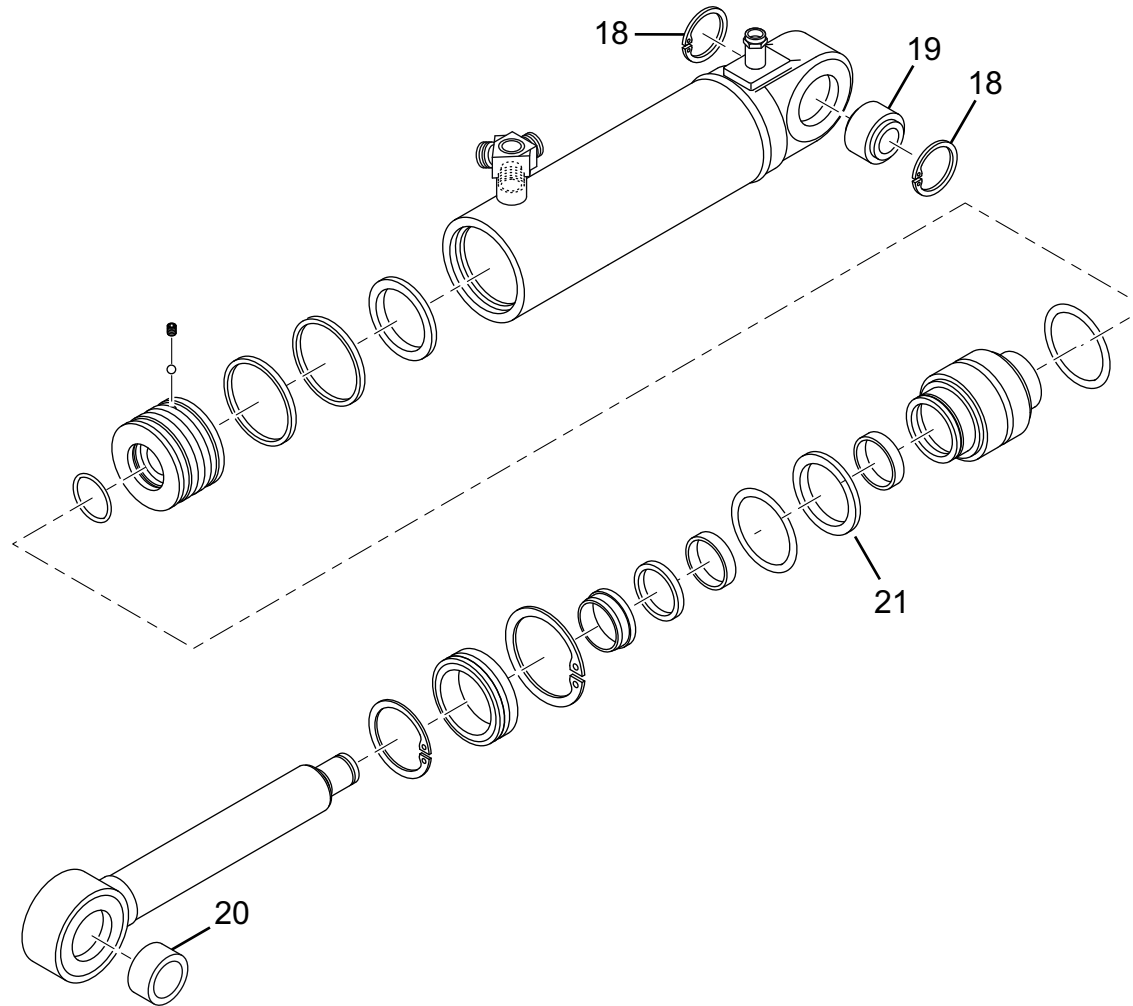
全液压转向机 Hydraulic steering gear (LG30F.06 III .02)(图 /Figure 24)						
序号 Item	代号 Parts number	名称 Part Description		规格 Specification	数量 Qty	备注 Remarks
19	LG30F.06.02.01	全液压转向机 (带阀块)	Hydraulic steering gear with valve block (select implement)		1	BZZ1-E400C(FK143020)
20	LG30F.06 III .02-001	档位板			1	

转向油缸 Left steering Cylinder (Left:CDM833.06.03 Right:CDM833.06.02)(图 /Figure 25)



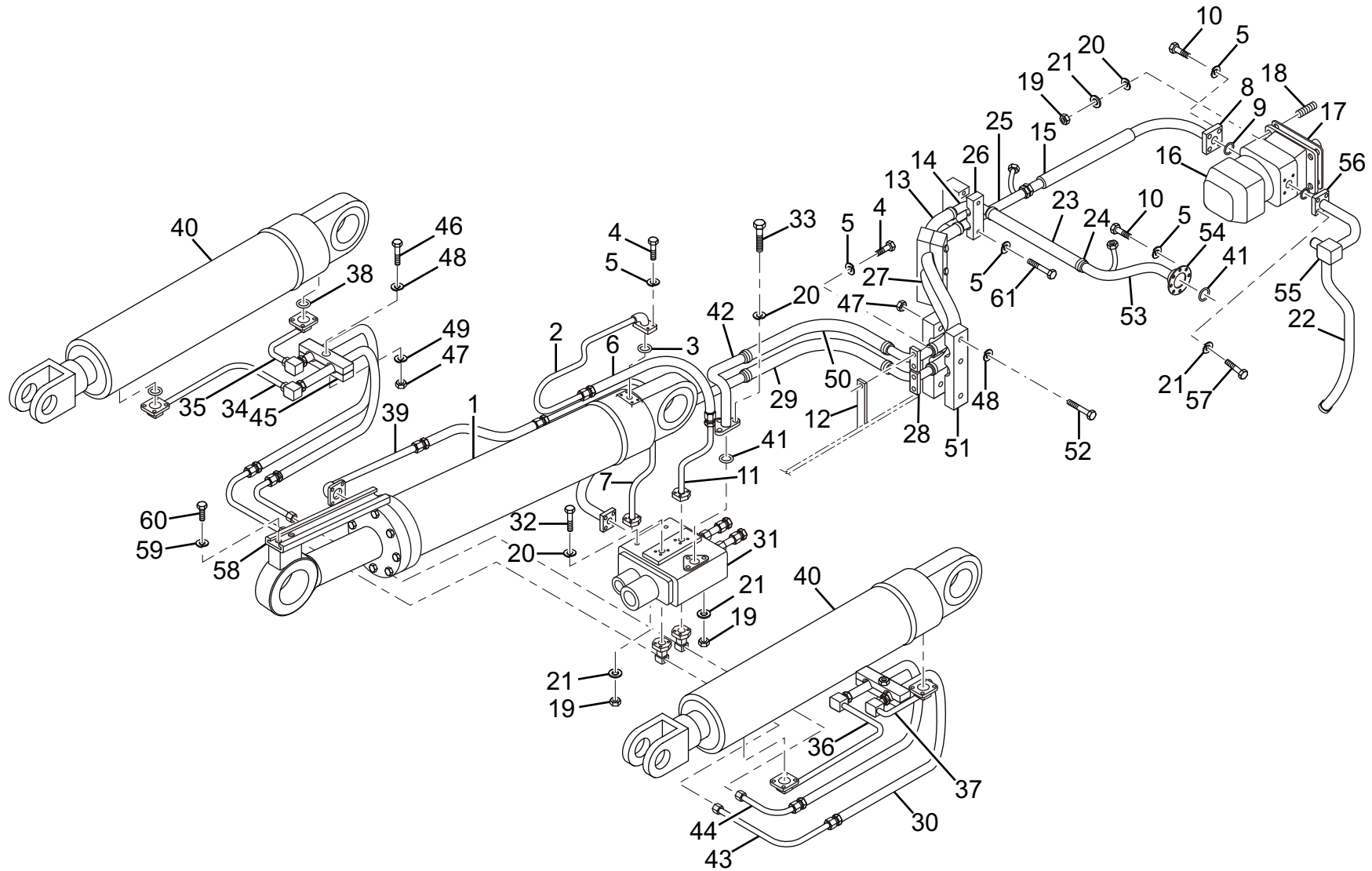
转向油缸 Left steering Cylinder (Left:CDM833.06.03 Right:CDM833.06.02)(图 /Figure 25)						
序号 Item	代号 Parts number	名称 Part Description		规格 Specification	数量 Qty	备注 Remarks
1	CDM30-630001	活塞杆	Piston rod		1	
2	AF 4560 Z5071	防尘圈	Dust ring	45 × 60 × 7.5	1	
3	GB894	轴用弹性挡圈	External circlip	70	1	
4	ZL30-630002B	环	Ring		1	
5	ZL30-630003	弹簧挡圈	Spring sprag		1	
6	BS 4561 P5008	轴用密封圈	External spring washer	45 × 60 × 11.4	1	
7	2-335	O 形圈	O-ring	69.22 × 5.33	1	
8		挡圈	External stage ring	80 × 71 × 1.52	1	
9	CDM30-630004	导向套	Guide sleeve		1	
10	FR 4505 Q5029	支承环	Support ring	45 × 50 × 9.7	2	
11	FR 7506 Q5029	支承环	Support ring	75 × 80 × 9.7	2	
12	2-224	O 形圈	O-ring	44.04 × 3.53	1	
13	KR 008000701	活塞密封圈	Piston seal ring	80 × 64.5 × 6.3	1	
14	GB/T 77-2000	内六角平端紧定螺钉	Hexagon socket flat end set screw	M8 × 16	1	
15	GB/T 308-1989	钢球	Steel ball	φ 5.5	1	
16	ZL30-630005B	活塞	Piston		1	
17	ZL30-631000B R(L)	右 (左) 缸缸体	Right (left) cylinder body		1	

转向油缸 Left steering Cylinder (Left:CDM833.06.03 Right:CDM833.06.02)(图 /Figure 25)



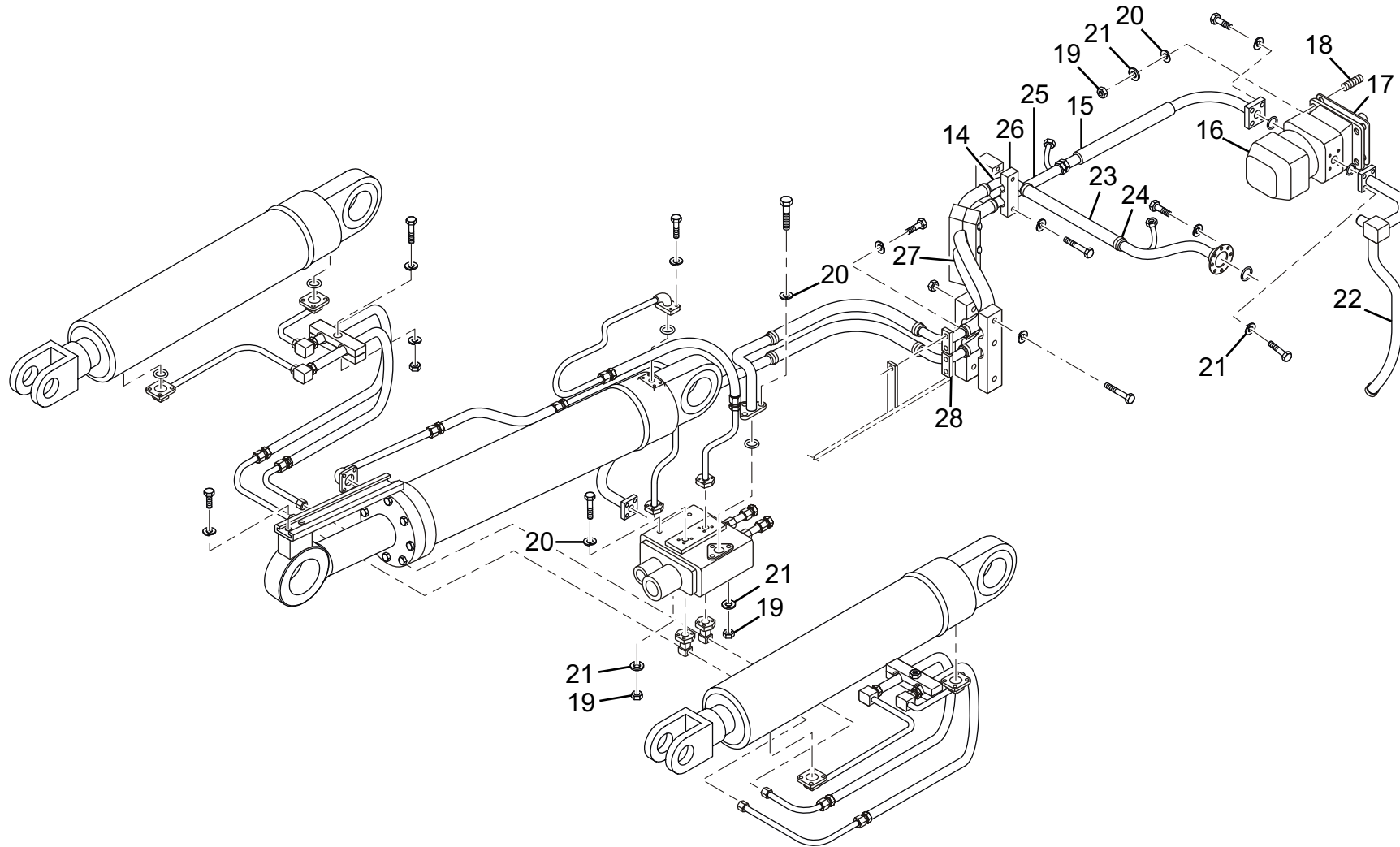
转向油缸 Left steering Cylinder (Left:CDM833.06.03 Right:CDM833.06.02)(图 /Figure 25)						
序号 Item	代号 Parts number	名称 Part Description		规格 Specification	数量 Qty	备注 Remarks
18	GB893	孔用弹性挡圈	Internal circlip	62	2	
19	JB/T8879-2001	关节轴承	Joint bearing	GE40ES-C3	1	
20	ZL30-630006	轴套	Bush		1	派克
21	BR 045A 00601	缓冲圈	Damping	45 × 60.5 × 6	1	借用

工作液压系统 Implement hydraulic system (CDM833.07)(图 /Figure 26)



工作液压系统 Implement hydraulic system (CDM833.07)(图 /Figure 26)						
序号 Item	代号 Parts number	名称 Part Description		规格 Specification	数量 Qty	备注 Remarks
1	CDM833.07.01	转斗油缸	Tilt cylinder		1	原为 HSGK140 / 80 × 553
2	LG30F.07 I .03	转斗缸后腔钢管	Tilt cylinder rear chamber pipe		1	
3	GB/T3452.1-1992	O 形圈	O-ring	30 × 3.55	2	
4	GB/T5783	螺栓	Bolt	M10 × 30	29	
5	GB/T93	垫圈	Washer	10	61	
6	H-H/25/28-II-L950	转斗油缸胶管	Tilt cylinder hose		2	
7	LG30F.07 I.04	多路阀至转斗缸后腔 钢管	Pipe from multiple valve to tilt cylinder rear chamber		1	原为 307023-023D
8	LG853.07-007	压板	Press plate		6	原为 407021B
9	GB/T3452.1-2005	O 形圈	O-ring	45 × 3.5	6	
10	GB/T5783	螺栓	Bolt	M10 × 35	28	
11	LG30F.07 I .05	多路阀至转斗缸前腔 钢管	Pipe from multiple valve to tilt cylinder front chamber		1	原为 307014-015D
12	LG30F.07 I .06	前车架回油过渡接头	Front frame oil return transition connector		1	LG30F.07007-007A-1
13	H-H/32/34-II-L880	铰接回油胶管	Articulated oil return hose		1	

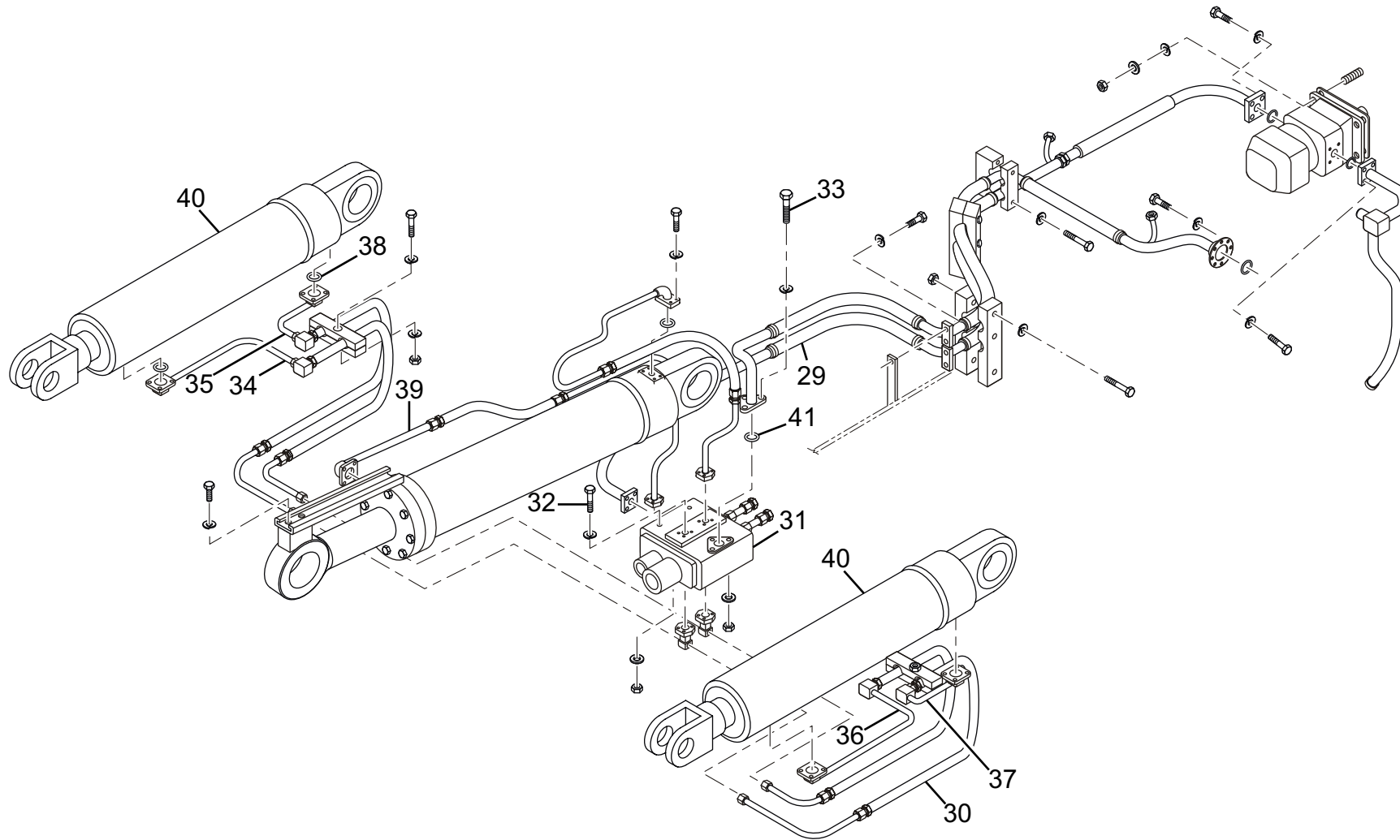
工作液压系统 Implement hydraulic system (CDM833.07)(图 /Figure 26)



工作液压系统 Implement hydraulic system (CDM833.07)(图 /Figure 26)

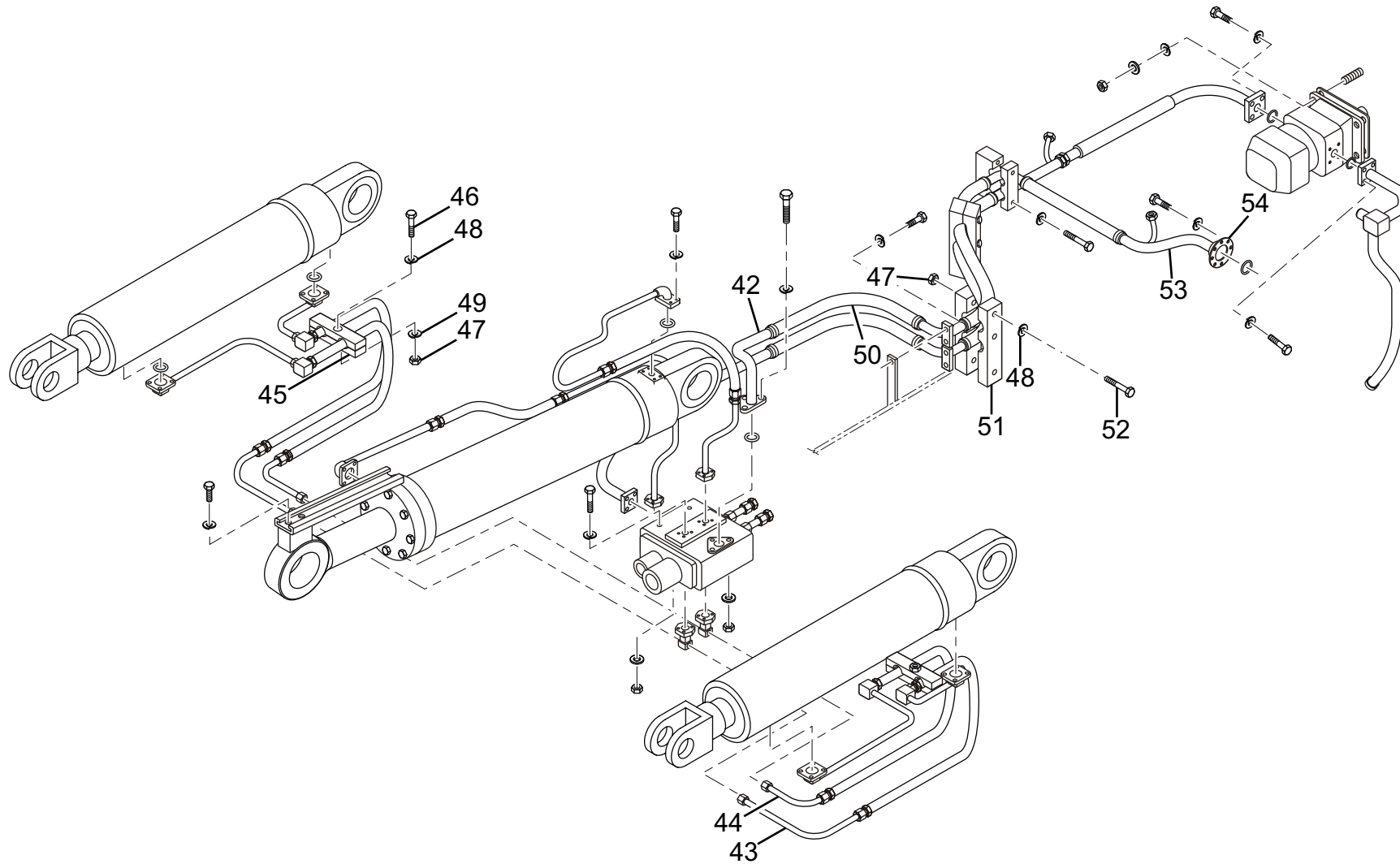
序号 Item	代号 Parts number	名称 Part Description	规格 Specification	数量 Qty	备注 Remarks
14	LG30F.07 I .07	后车架回油过度接头	Rear frame oil return transition connector	1	原为 LG30F.07009-009A
15	90F(32)-H/25/28-II-L800	工作泵出油胶管	Implement pump outlet hose	1	
16	LG30F.06.01	双联齿轮泵	Duplex gear pump	1	CBG2080/2040-B3BL
17	LG853.06-001	密封垫	Seal gasket	1	
18	GB/T898	双头螺柱	Stud	4	AM12 × 45
19	GB/T6170	螺母	Nut	8	M12
20	GB/T97.1	垫圈	Washer	6	12
21	GB/T93	垫圈	Washer	12	12
22	H-H/38/42-II-L900	双联泵吸油胶管	Duplex pump oil suction hose	1	
23	Φ38 × 4-360	后车架回油夹布胶管	Rear frame oil return fabric hose	1	
24	JB/T8870-1999	喉箍	Hose clamp	2	(Φ38-57)
25	LG30F.07 I .08	后车架进油过渡接头	Rear frame oil inlet transition connector	1	原为 LG30FK.07010-012
26	LG30F.07 I -002	管夹	Pipe clamp	1	原为 LG30F.07012A
27	H-H/25/28-2S-L880	铰接进油胶管	Articulated oil inlet hose	1	
28	LG30F.07 I .09	前车架进油过渡接头体	Front frame oil inlet transition connector	1	原为 LG30F.07008-008A

工作液压系统 Implement hydraulic system (CDM833.07)(图 /Figure 26)



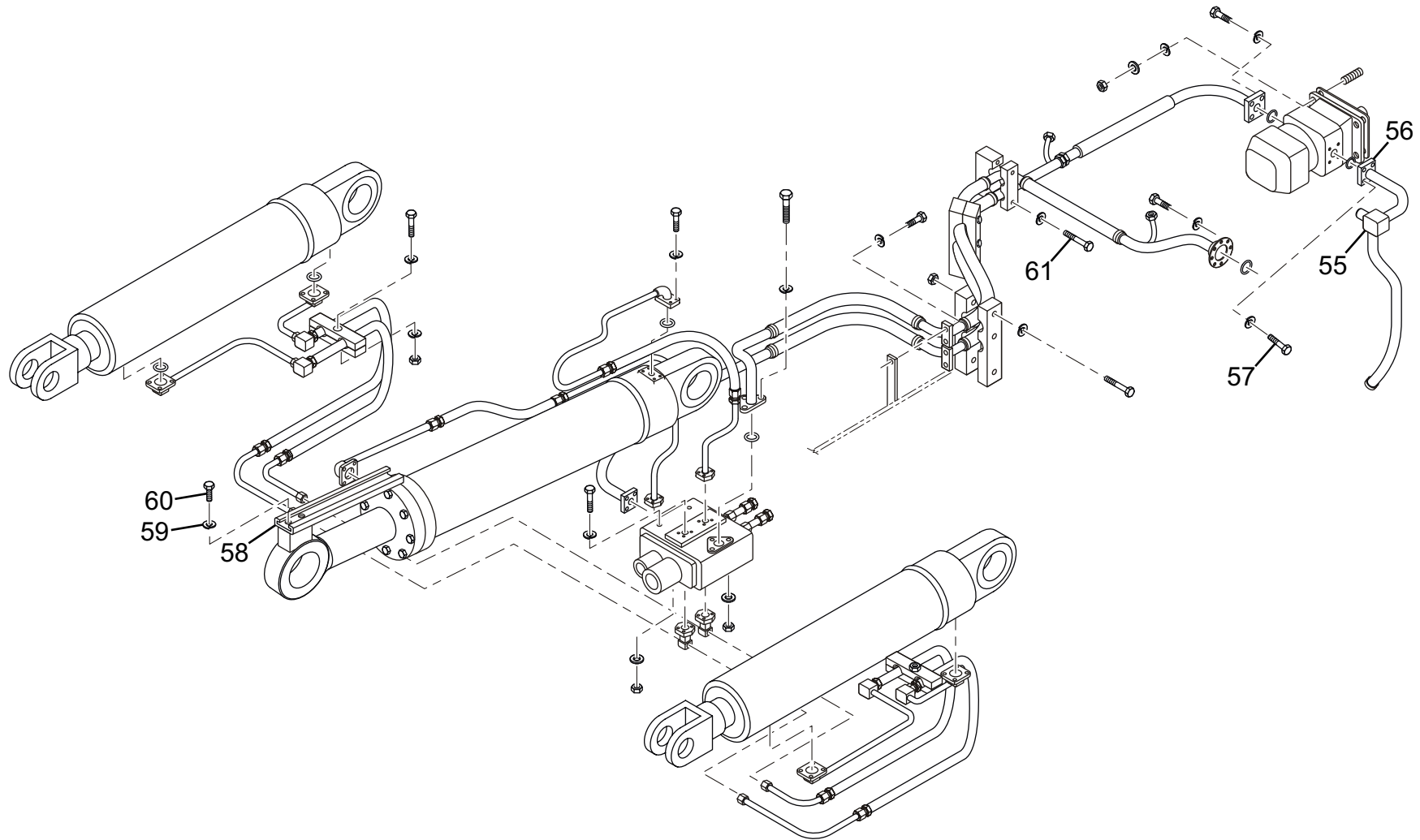
工作液压系统 Implement hydraulic system (CDM833.07)(图 /Figure 26)						
序号 Item	代号 Parts number	名称 Part Description		规格 Specification	数量 Qty	备注 Remarks
29	90F(32)-H/25/28-II- L1000	分配阀进油胶管	Distribution valve oil inlet hose		1	
30	H-H/19/18-II-L892	胶管总成	Hose assembly		4	
31	LG853.07.23	多路换向阀	Multiple valve		1	DF32.2C
32	GB/T5782	螺栓	Bolt	M12 × 140	2	
33	GB/T5782	螺栓	Bolt	M12 × 120	2	
34	LG30F.07 I .10	动臂缸前腔钢管	Lift cylinder front chamber pipe		1	
35	LG30F.07 I .11	动臂缸后腔钢管	Lift cylinder rear chamber pipe		1	
36	LG30F.07 I .18	动臂缸前腔钢管	Lift cylinder front chamber pipe		1	与 LG30F.07 I .10 共图
37	LG30F.07 I .19	动臂缸后腔钢管	Lift cylinder rear chamber pipe		1	与 LG30F.07 I .11 共图
38	GB/T3452.1-1992	O 形圈	O-ring	32 × 3.1	4	
39	LG30F.07 I .12	转斗缸前腔钢管	Tilt cylinder front chamber pipe		1	原为 307031-031D
40	CDM833.07.02C	动臂油缸	Lift cylinder		2	原为 HSGK125 / 70 × 775
41	GB1235-76	O 形圈	O-ring	50 × 3.1	3	

工作液压系统 Implement hydraulic system (CDM833.07)(图 /Figure 26)



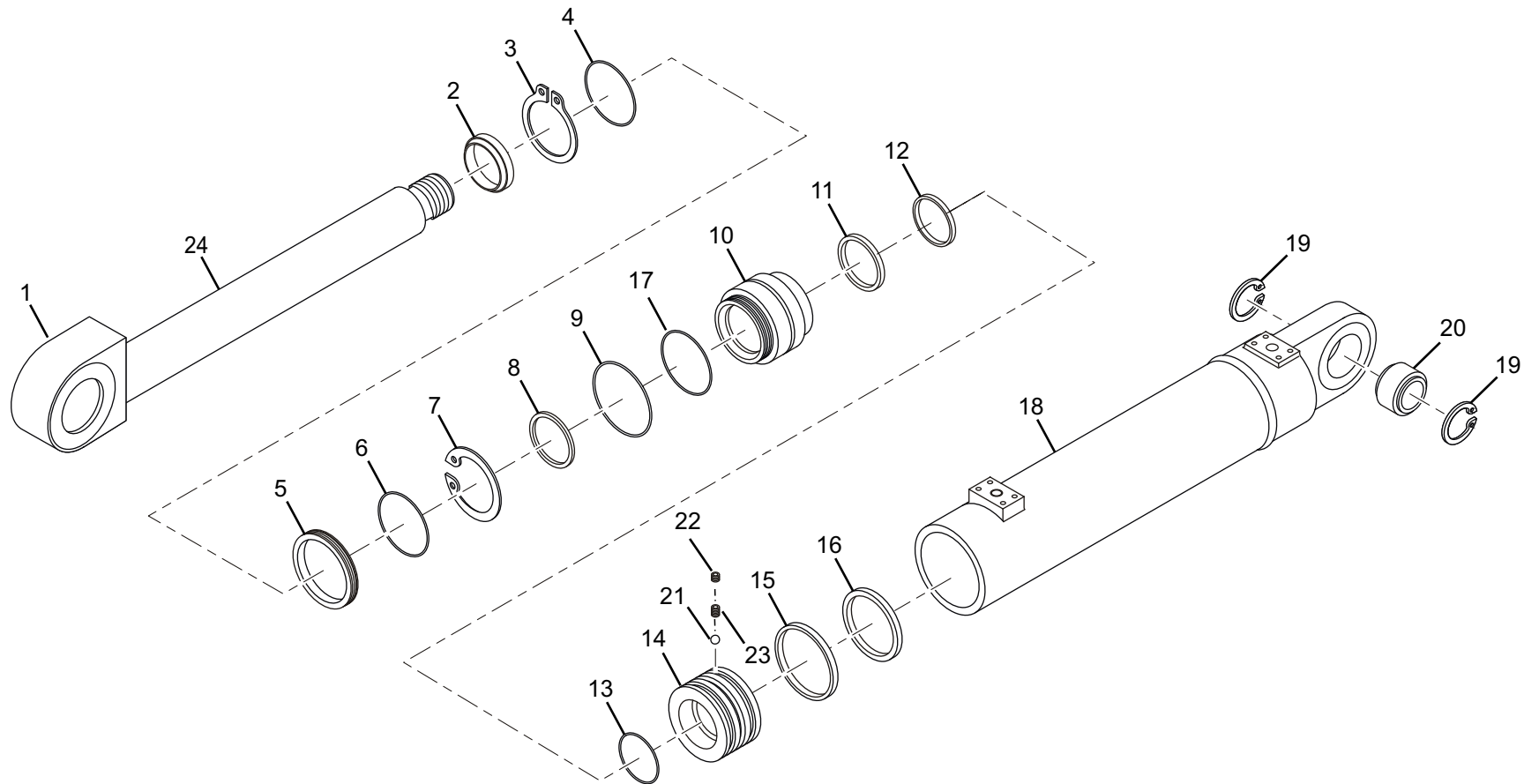
工作液压系统 Implement hydraulic system (CDM833.07)(图 /Figure 26)						
序号 Item	代号 Parts number	名称 Part Description		规格 Specification	数量 Qty	备注 Remarks
42	LG30F.07 I .13	分配阀回油钢管	Distribution valve oil return pipe		1	原为 LG30F.07005-006A-1
43	LG30F.07 I .14	分配阀至动臂油缸前腔 钢管	Pipe from distribution valve to lift cylinder front chamber		1	原为 LG30F.07001-002A
44	LG30F.07 I .15	分配阀至动臂油缸后腔 钢管	Pipe from distribution valve to lift cylinder rear chamber		1	原为 LG30F.07003-004A
45	LG30F.07 I -003	动臂缸进出油管管夹	Lift cylinder oil inlet/outlet pipe clamp		2	原为 307040D
46	GB/T5783	螺栓	Bolt	M8 × 30	2	
47	GB/T6170	螺母	Nut	M8	14	
48	GB/T97.1	垫圈	Washer	8	10	
49	GB/T93	垫圈	Washer	8	10	
50	H-H/32/34-II-L770	前车架回油胶管	Front frame oil return hose		1	
51	LG30F.07 I -006	管夹	Pipe clamp		2	原为 LG30F.07025A
52	GB/T5782	螺栓	Bolt	M8 × 90	6	
53	LG833B.07.01	液压油箱回油钢管	Hydraulic oil tank oil return pipe		1	原为 LG30F.07011-011A
54	LG30F.07 I -004	压板	Press plate		1	原为 407027B

工作液压系统 Implement hydraulic system (CDM833.07)(图 /Figure 26)



工作液压系统 Implement hydraulic system (CDM833.07)(图 /Figure 26)						
序号 Item	代号 Parts number	名称 Part Description		规格 Specification	数量 Qty	备注 Remarks
55	LG30F.07 I .17	双联泵吸油钢管	Duplex oil suction pipe		1	原为 LG30FK.07034-037
56	LG30F.07 I -005	泵吸油管压板	Pump oil suction pipe press plate		1	原为 307026D
57	GB/T5783	螺栓	Bolt	M12 × 40	4	
58	LG50D.07-001	转斗油缸保护板	Tilt cylinder guard board		1	
59	GB/T97.1	垫圈	Washer	10	2	
60	GB/T5783	螺栓	Bolt	M10 × 20	2	
61	GB/T5782	螺栓	Bolt	M10 × 55	2	

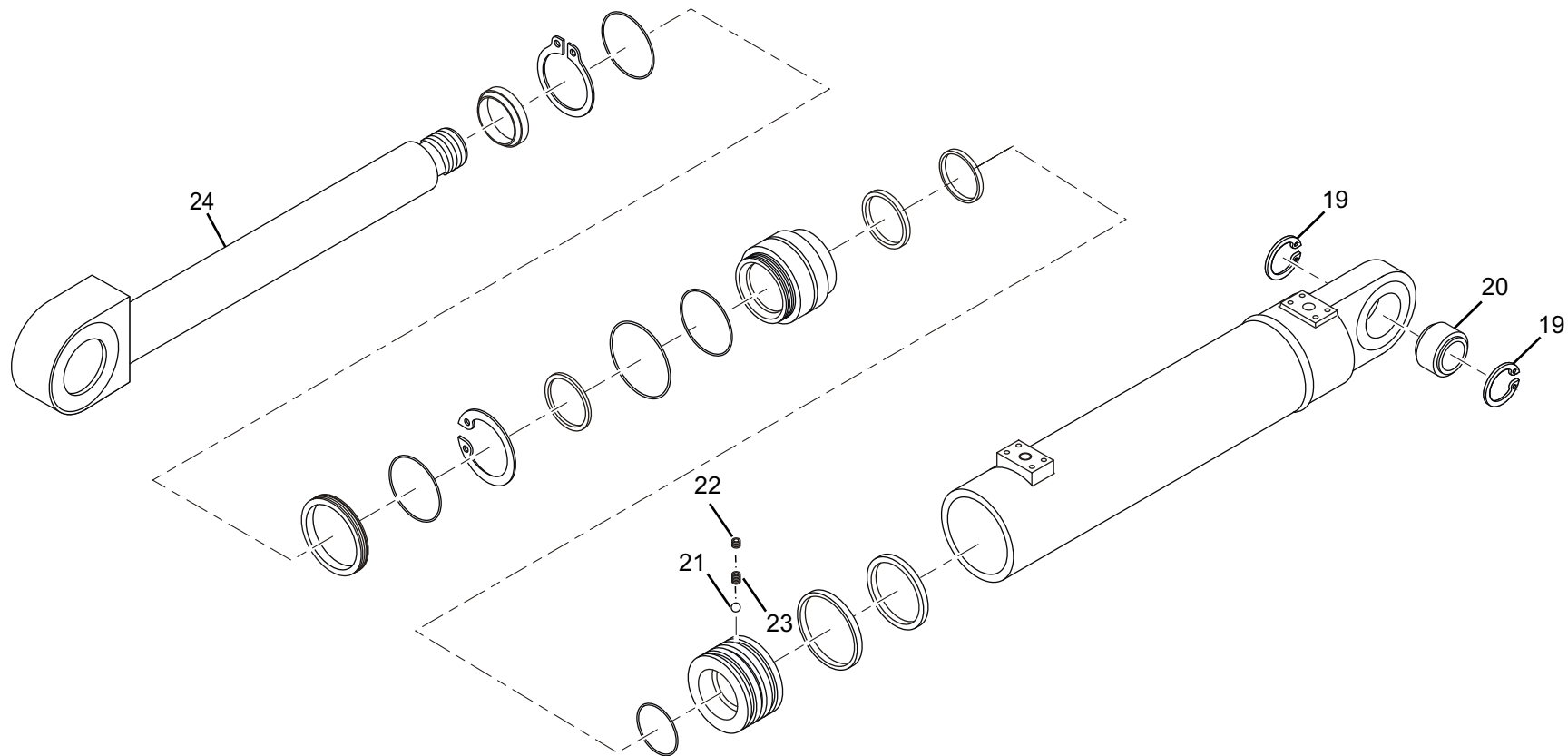
动臂油缸 Lift Cylinder (CDM833.07.02)(图 /Figure 27)



动臂油缸 Lift Cylinder (CDM833.07.02)(图 /Figure 27)

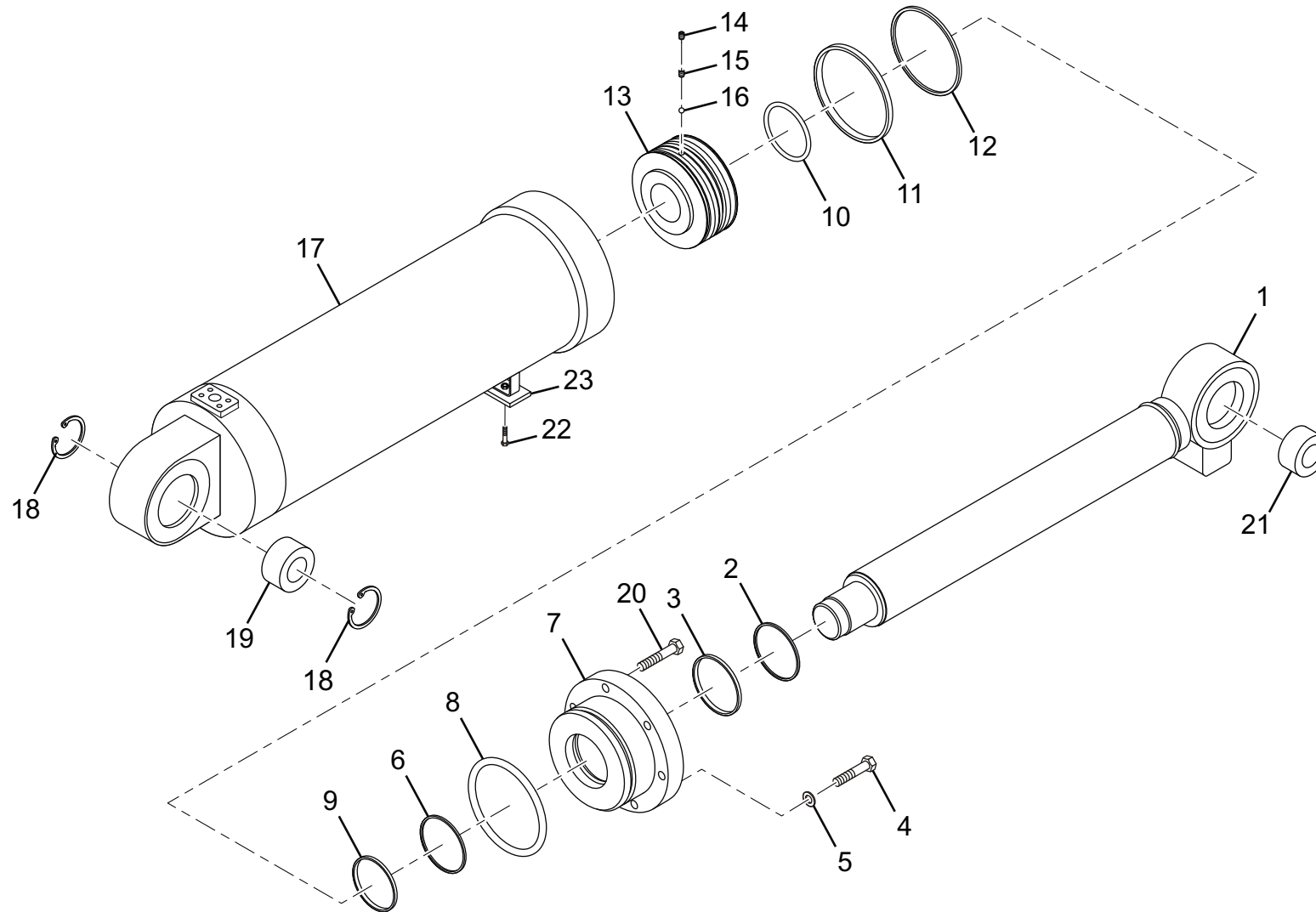
序号 Item	代号 Parts number	名称 Part Description		规格 Specification	数量 Qty	备注 Remarks
1	ZL30-720001	拉杆头	Pull rod head		1	
2	AF 7016 Z5071	防尘圈	Dustproof ring	70 × 84 × 8	1	
3	GB894	轴用弹性挡圈	Spring sprag for shaft	105	1	
4	2-241	O 形圈	O-ring	98.02 × 3.53	1	
5	ZL30-720005B	环	Ring		1	
6	2-247	O 形圈	O-ring	117.07 × 3.53	1	
7	ZL30-720006	弹簧挡圈	Spring sprag		1	
8	BS 7085 P5008	轴用密封圈	Seal ring for shaft	70 × 85 × 11.4	1	
9	2-349	O 形圈	O-ring	113.67 × 5.33	1	
10	CDM30-720003	导向套	Guide sleeve		1	
11	BR 070A 00601	轴用阶梯圈	Ladder ring for shaft	70 × 85.5 × 6.3	1	
12	FR 7005 Q5029	支承环	Bearing ring	70 × 75 × 9.7	2	
13	2-148	O 形圈	O-ring	69.52 × 2.62	1	
14	ZL30-720004B	活塞	Piston		1	
15	FR C052 Q5029	支承环	Bearing ring	120 × 125 × 15	2	
16	OK 0125 00701	活塞密封圈	Seal ring for piston	125 × 104 × 8	1	
17		挡圈	Sprag	125X116X1.52	1	
18	ZL30-721000B	缸体	Cylinder body		1	

动臂油缸 Lift Cylinder (CDM833.07.02)(图 /Figure 27)



动臂油缸 Lift Cylinder (CDM833.07.02)(图 /Figure 27)						
序号 Item	代号 Parts number	名称 Part Description		规格 Specification	数量 Qty	备注 Remarks
19	GB893	孔用弹性挡圈	Spring ring for hole	75	2	
20	JB/T8879-2001	关节轴承	Joint bearing	GE50ES-C3	1	
21	GB/T 308-1989	钢球 S	Steel ball S	φ 8	1	
22	GB/T 77-2000	内六角平端紧定螺钉	Hollow-head setscrew	M12 × 10	1	
23	GB/T 77-2000	内六角平端紧定螺钉	Hollow-head setscrew	M12 × 16	1	
24	CDM30-720002	活塞杆	Piston shaft sleeve		1	

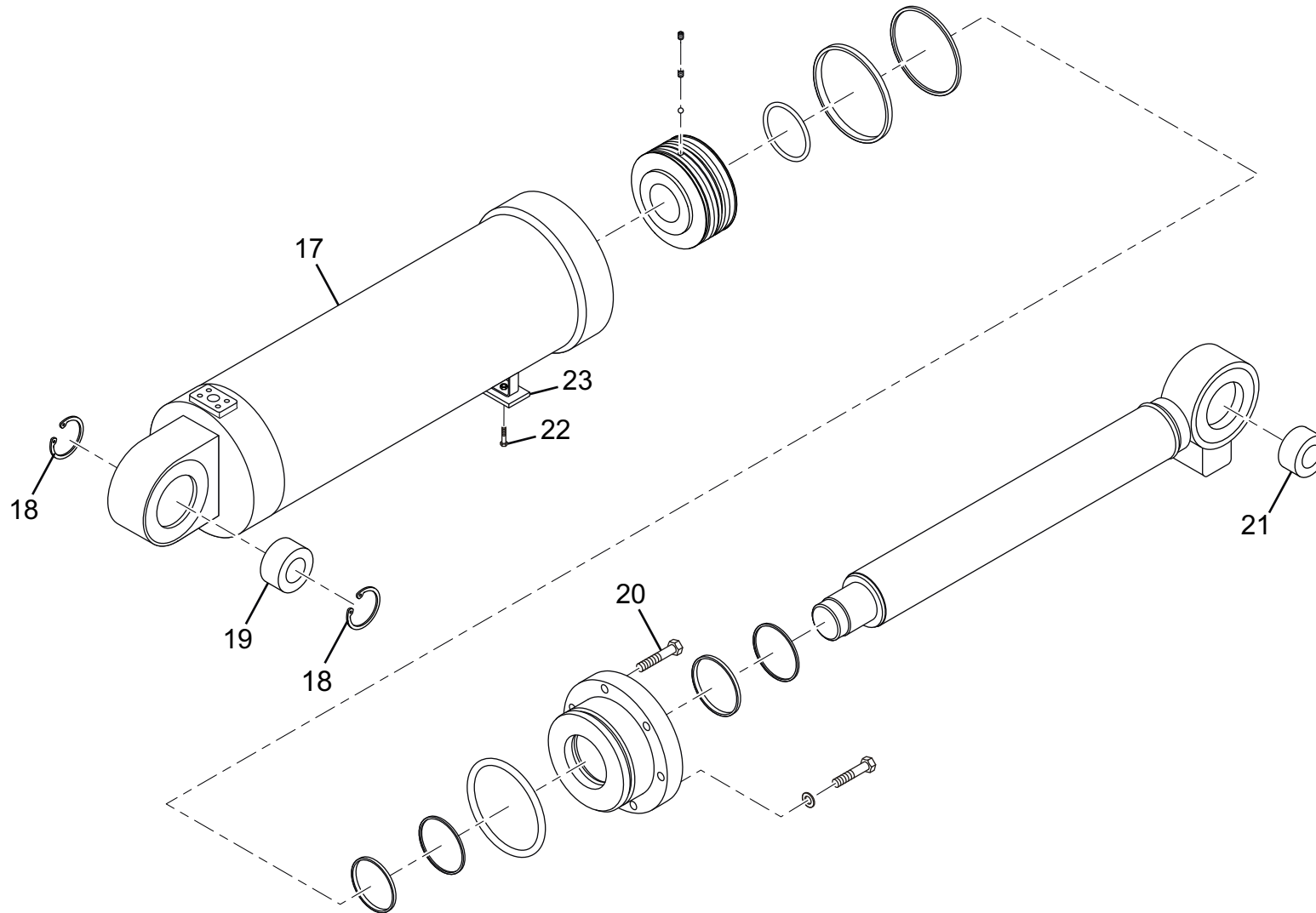
转斗油缸 Tilt Cylinder (CDM833.07.01)(图 /Figure 28)



转斗油缸 Tilt Cylinder (CDM833.07.01)(图 /Figure 28)

序号 Item	代号 Parts number	名称 Part Description		规格 Specification	数量 Qty	备注 Remarks
1	ZL30-712000	活塞杆组件	Piston rod component		1	
2	AY 080A P5008	防尘圈	Dust ring	80 × 90 × 7	1	
3	T20	轴用密封圈	External seal ring	80 × 95 × 11.4	1	
4	GB/T5785	螺栓	Bolt	M20 × 1.5 × 70-8.8	6	
5	GB/T93	垫圈	Washer	20	8	
6		轴用阶梯圈	Seal ring for shaft	80 × 95.5 × 6.3	1	
7	ZL30-710002	导向套	Guide sleeve		1	
8		O 形圈	O-ring	129.54 × 5.33	1	
9		支承环	Support ring	80 × 85 × 9.7	2	
10		O 形圈	O-ring	78.74 × 5.33	1	
11		支承环	Support ring	135 × 140 × 15	2	
12		活塞密封圈	Piston seal ring	140 × 119 × 8	1	
13	ZL30-710003B	活塞	Piston		1	
14	GB/T 77-2000	内六角平端紧定螺钉	Hexagonal socket flat end set screw	M12 × 10	1	33H 硬度
15	GB/T 77-2000	内六角平端紧定螺钉	Hexagonal socket flat end set screw	M12 × 28	1	
16	GB/T 308-1989	钢球	Steel ball	S8	1	

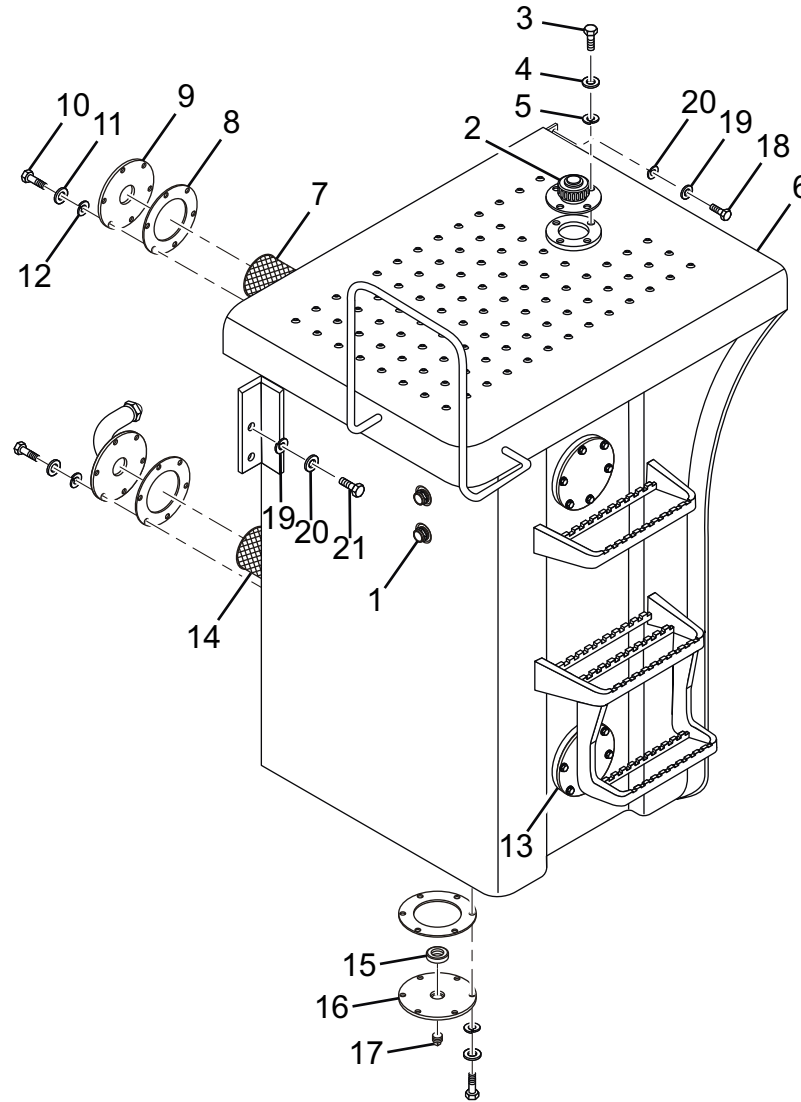
转斗油缸 Tilt Cylinder (CDM833.07.01)(图 /Figure 28)



转斗油缸 Tilt Cylinder (CDM833.07.01)(图 /Figure 28)

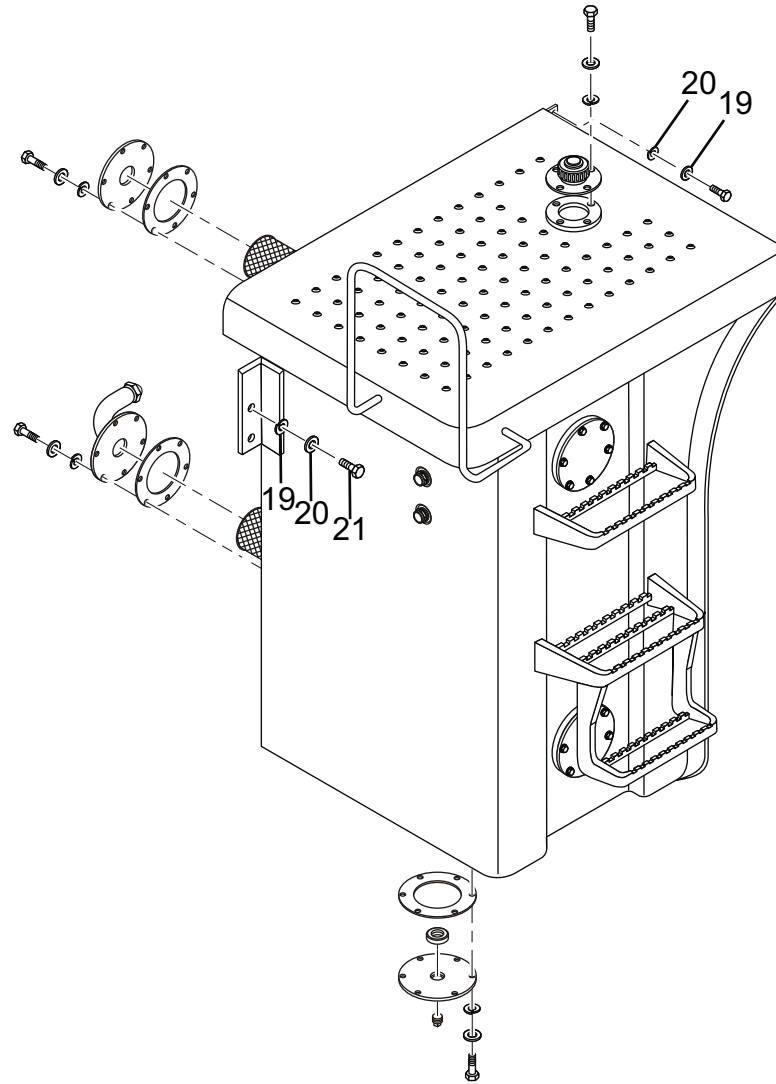
序号 Item	代号 Parts number	名称 Part Description	规格 Specification	数量 Qty	备注 Remarks
17	ZL30-711000A	缸体 Cylinder body		1	
18	GB/T893	孔用弹性挡圈 Circlip for hole	90	2	
19	JB/T8879-2001	关节轴承 Joint bearing	GE60ES-C3	1	
20	GB/T5875	螺栓 Bolt	M20 × 1.5 × 80-8.8	2	
21	ZL30-710004	轴套 Bush		1	
22	GB/T5783-2000	螺栓 Bolt	M8 × 16	2	
23	ZL50F-710005	导板 Guide board		1	

液压油箱总成 Hydraulic tank assembly (LG30F.13.09)(图 /Figure 29)



液压油箱总成 Hydraulic tank assembly (LG30F.13.09)(图 /Figure 29)						
序号 Item	代号 Parts number	名称 Part Description		规格 Specification	数量 Qty	备注 Remarks
1	LG853.13.08.05	圆型油标	Round dip stick		2	
2	LG853.13.08.04	空气滤清器	Air filter		1	
3	GB/T5783	螺栓	Bolt	M8 × 20-8.8	4	
4	GB/T93	垫圈	Washer	8	4	
5	GB/T97.1	垫圈	Washer	8	4	
6	LG30F.13.09.01	液压油箱体	Hydraulic oil tank body		1	原为 307501-524D
7	LG30F.13.09.02	回油滤芯	Oil return filter core		1	
8	LG853.13.08-002	垫片	Gasket		4	
9	LG30F.13.09.04	回油法兰焊合	oil return flange cover		1	
10	GB/T5783	螺栓	Bolt	M10 × 30-8.8	24	
11	GB/T93	垫圈	Washer	10	24	
12	GB/T97.1	垫圈	Washer	10	24	
13	LG843.13.09.04	法兰盖焊合	Flange cover weldment		2	
14	LG30F.13.09.03	吸油滤芯	oil suction filter core		1	
15	LG853.13.08-003	磁铁	Magnet	Φ80 × Φ40 × 12	1	
16	LG853.13.08.03	放油盖	Oil drain cover		1	
17	LG853.13.08-001	堵头	Plug		1	
18	GB/T5783	螺栓	Bolt	M16 × 40-8,8	2	

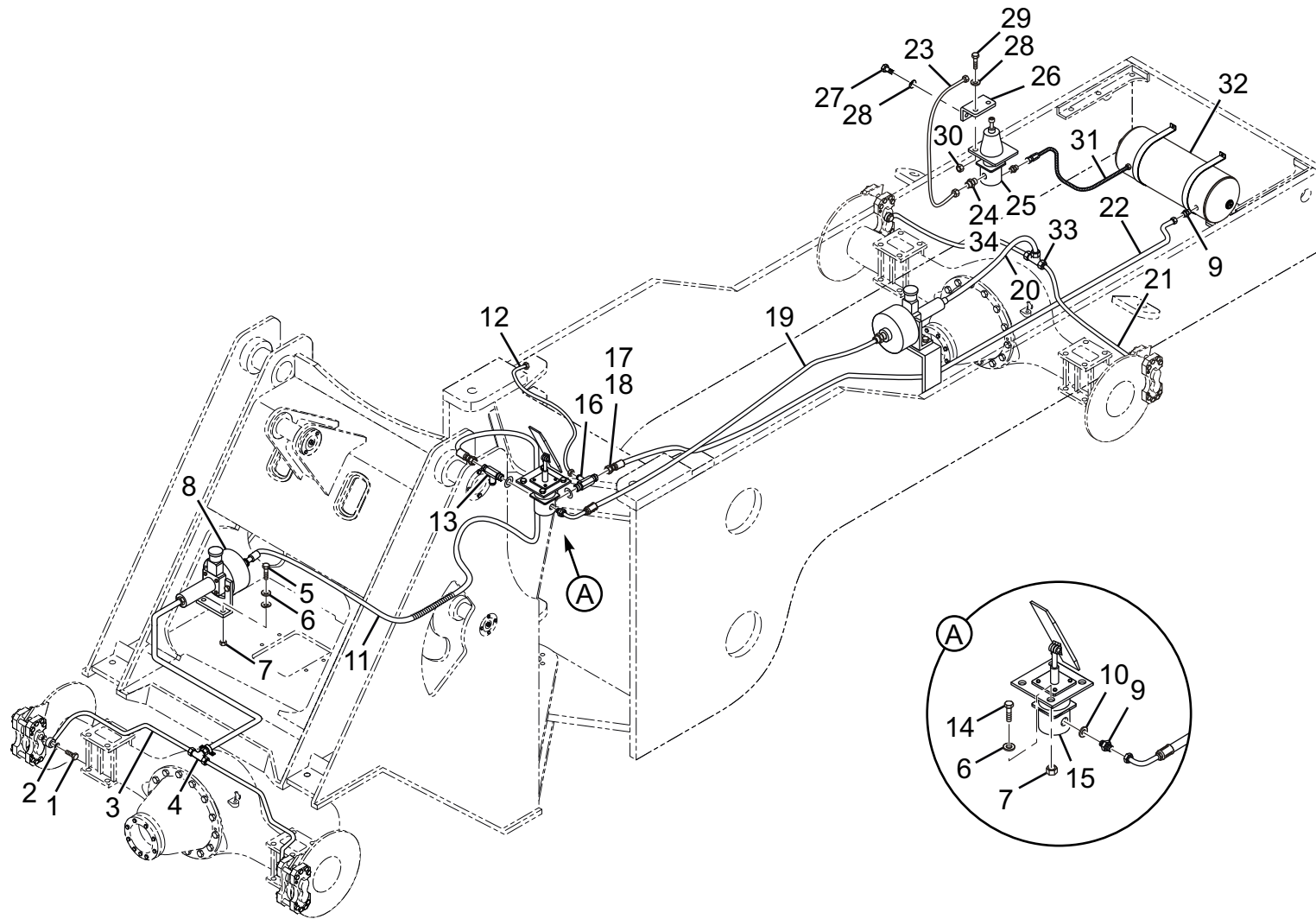
液压油箱总成 Hydraulic tank assembly (LG30F.13.09)(图 /Figure 29)



液压油箱总成 Hydraulic tank assembly (LG30F.13.09)(图 /Figure 29)

序号 Item	代号 Parts number	名称 Part Description		规格 Specification	数量 Qty	备注 Remarks
19	GB/T93	垫圈	Washer	16	5	
20	GB/T97.1	垫圈	Washer	16	5	
21	GB/T5783	螺栓	Bolt	M16 × 35-8.8	2	

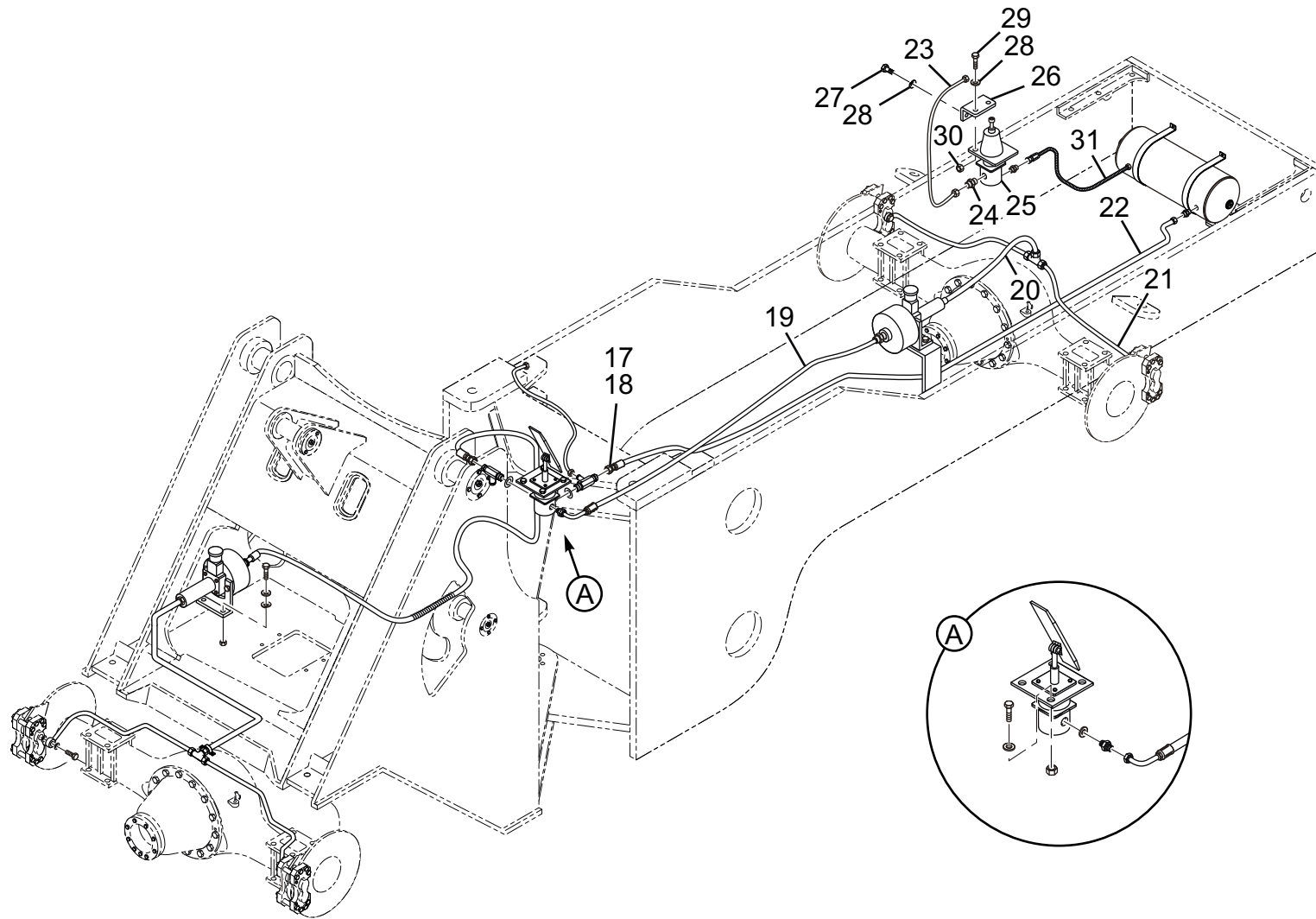
制动系统 Service brake system (CDM833.08)(图 /Figure 30)



制动系统 Service brake system (CDM833.08)(图 /Figure 30)

序号 Item	代号 Parts number	名称 Part Description	规格 Specification	数量 Qty	备注 Remarks
1	LG853.08-004	联接螺栓	Connecting bolt	6	
2	LG853.08-005	垫圈	Washer	12	
3	LG853.08.03	前加力泵出油管	Front booster pump oil outlet pipe	2	
4	LG853.08-012	前桥油路三通接头	Front axle oil channel T-connector	1	
5	GB/T5783	螺栓	Bolt	M12 × 25	4
6	GB/T93	垫圈	Washer	12	12
7	GB/T6170	螺母	Nut	M12	8
8	LG30F.08.10	加力泵	Air booster pump	2	
9	LG853.08-013	制动气管接头	Brake air pipe connector	2	
10	LG853.08-009	垫圈	Washer	4	
11	90C-C/8I-L=2300	制动阀至前加力泵 软管	Hose from brake valve to front booster pump	1	
12	LG853.08.12	气压表接管	Air pressure gauge connecting pipe	1	
13	LG853.08-008	制动灯开关三通接头	Brake lamp switch T-connector	1	
14	GB/T5783	螺栓	Bolt	M12 × 30	4
15	LG853.08.09	气制动总阀	Air brake master valve	1	
16	LG853.01-002	测压接头	Pressure connector	1	

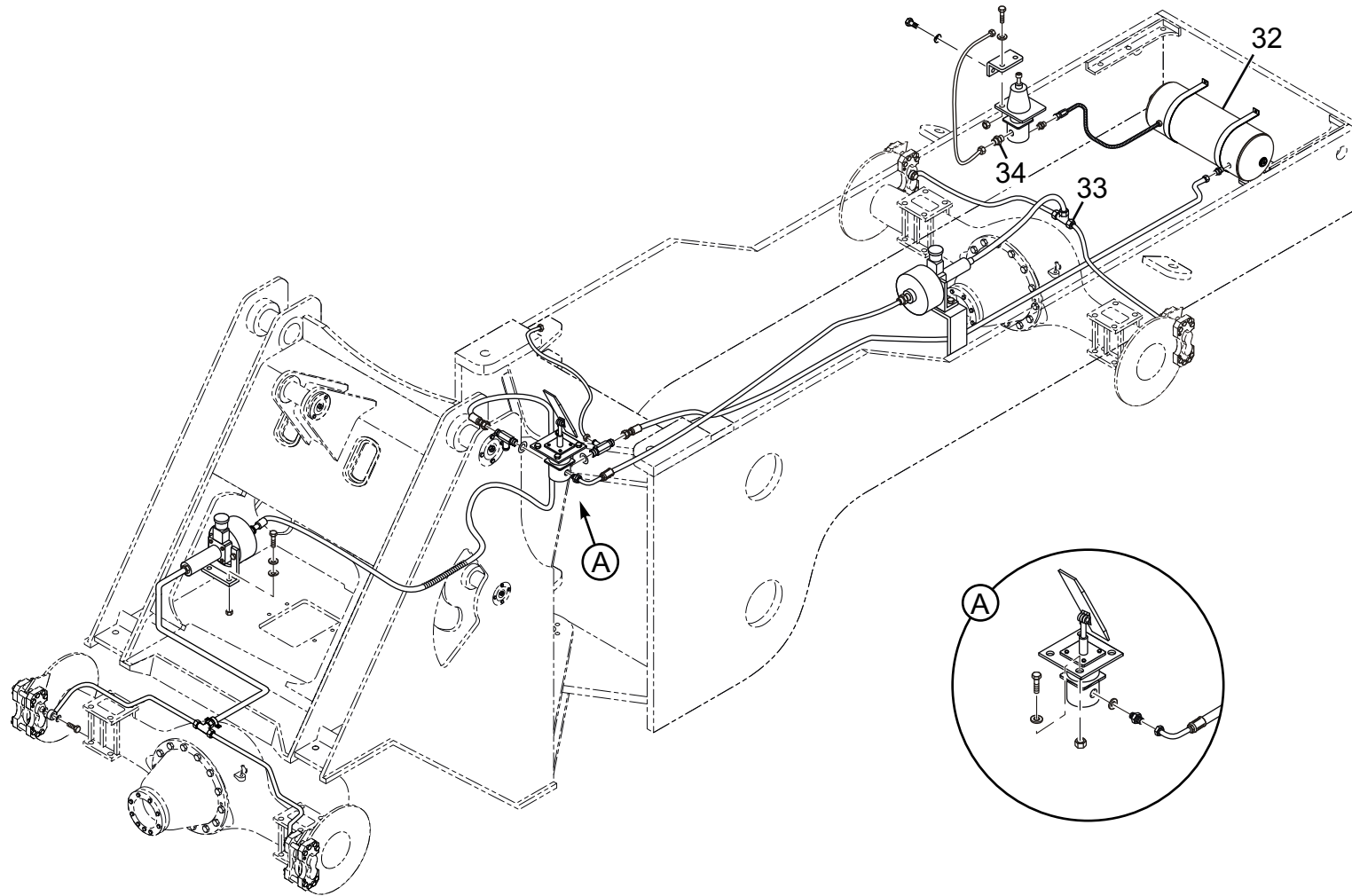
制动系统 Service brake system (CDM833.08)(图 /Figure 30)



制动系统 Service brake system (CDM833.08)(图 /Figure 30)

序号 Item	代号 Parts number	名称 Part Description		规格 Specification	数量 Qty	备注 Remarks
17	LG853.08-007	测压接头座	Pressure connector seat		1	
18	LG853.08-006	进气接头	Air inlet connector		1	
19	90C-C/8I-L=1400	制动阀至后加力泵 软管	Hose from brake valve to rear booster pump		1	
20	LG853.08.11	刹车软管	Brake hose		1	
21	LG853.08.13	后加力泵出油管	Rear booster pump oil outlet pipe		4	
22	C/8I-L=3200	储气筒至制动总阀 胶管	Hose from air tank to brake master valve		1	
23	20711-18-05XJS8XL 1500	空压机至干燥器钢丝 软管	Wired hose from compressor to drier		1	
24	LG853.08-001	接头	Connector		3	
25	LG853.08.08	卸荷阀	Relief valve		1	
26	LG855.08-001	卸荷阀支架	Relief valve bracket		1	
27	GB/T5783	螺栓	Bolt	M8 × 25	2	
28	GB/T93	垫圈	Washer	8	4	
29	GB/T5783	螺栓	Bolt	M8 × 85	2	
30	GB/T6170	螺母	Nut	M8	2	
31	LG853.08.02	钢丝软管	Wire wrapping hose		1	

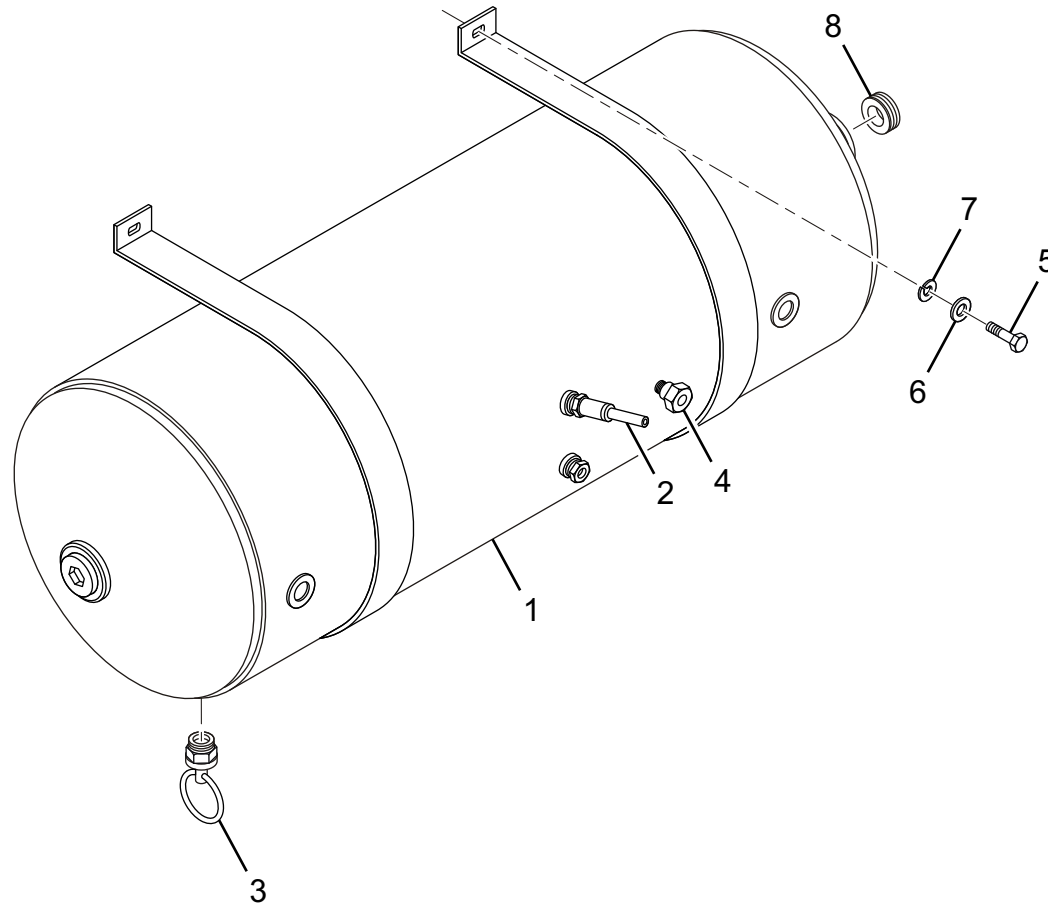
制动系统 Service brake system (CDM833.08)(图 /Figure 30)



制动系统 Service brake system (CDM833.08)(图 /Figure 30)

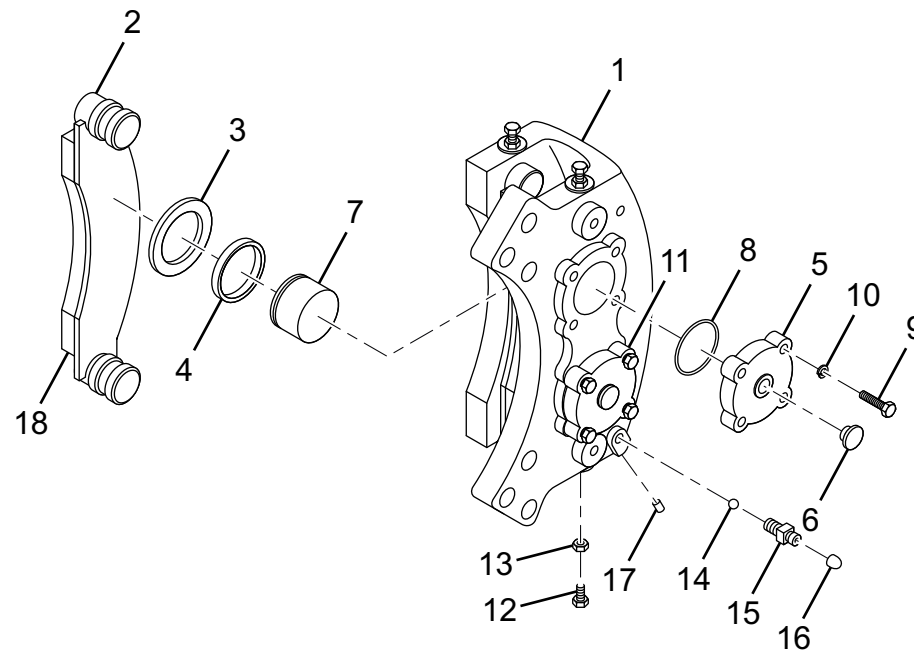
序号 Item	代号 Parts number	名称 Part Description		规格 Specification	数量 Qty	备注 Remarks
32	LG30F.08 I .01	储气筒	Air tank		1	原为 308400D
33	LG853.08-014	后桥油路三通接头	Rear axle oil pipe T-connector		1	
34	JB1002	铜垫	Copper pad	22	4	

储气筒总成 Air tank assembly(LG833B.08.01)(图 /Figure 31)



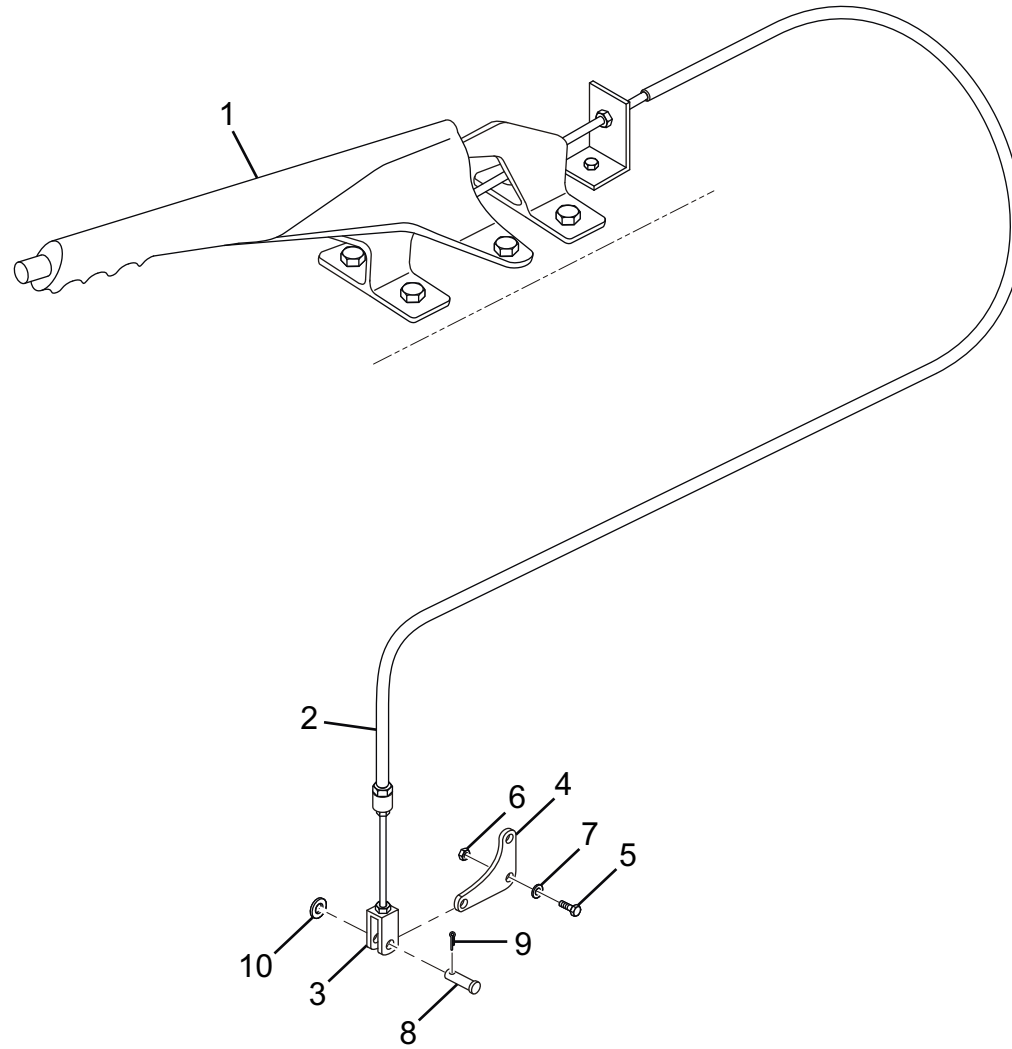
储气筒总成 Air tank assembly(LG833B.08.01)(图 /Figure 31)						
序号 Item	代号 Parts number	名称 Part Description		规格 Specification	数量 Qty	备注 Remarks
1	LG833B.08.01.01	储气筒	Air tank		1	
2	LG853.08.01.02	充气阀	Inflation valve		1	
3	LG853.08.01.03	放水阀	Water drain valve		1	
4	LG853.08.01.04	安全阀	Safety valve		1	
5	GB/T5783-2000	螺栓	Bolt	M10 × 20-8.8	4	
6	GB/T97.1-2002	垫圈	Washer	10	4	
7	GB/T93-1987	垫圈	Washer	10	4	
8	LG853.08-001	堵头	Plug		2	

盘式制动器 Disc brake(图 /Figure 32)



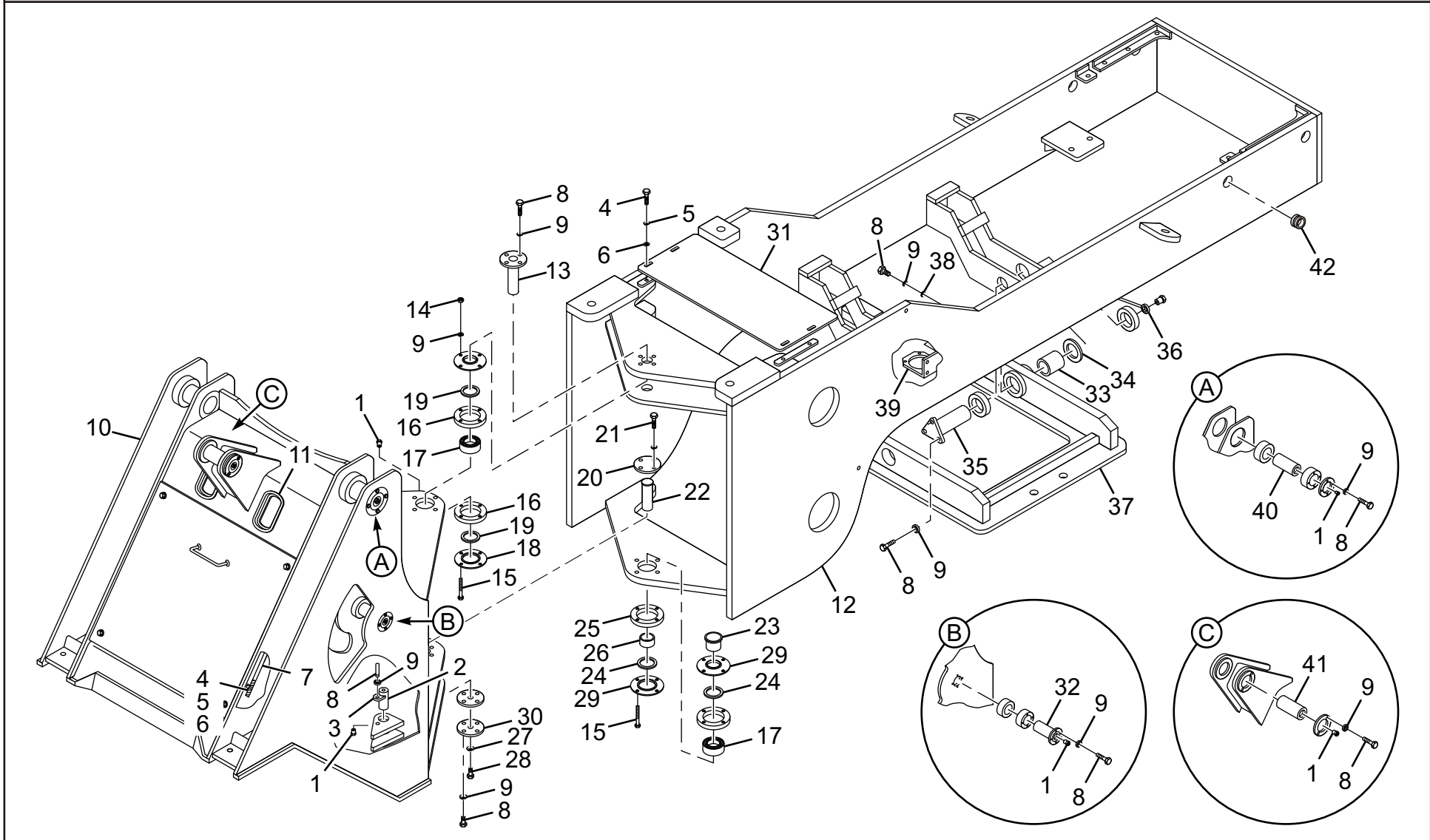
盘式制动器 Disc brake(图 /Figure 32)						
序号 Item	代号 Parts number	名称 Part Description		规格 Specification	数量 Qty	备注 Remarks
1	JF.A.SM.01	夹钳体	Clamp		1	
2	JF.A.SM.02	销轴	Pin roll		4	
3	JF.A.SM.03	防尘套	Dust hood		4	
4	JF.A.SM.04	矩形密封圈	Rectangle seal ring		4	
5	JF.A.SM.05	进油分泵盖	Oil inlet pump Cover		1	
6	JF.A.SM.07	孔塞	Spout plug		1	
7	JF.A.SM.08	活塞	Piston		4	
8	GB3452.1-2005	O 型密封圈	O-ring	75 × 3.1	2	
9	GB5782-2000	螺栓	Bolt	M10 × 35-8.8	8	
10	GB93-1987	弹簧垫圈	Spring washer	Φ10	8	
11	JF.A.SM.09	封油分泵盖	Oil-seal pump cover		1	
12	GB5782-2000	螺栓	Bolt	M10 × 30-8.8	4	
13	GB6170-2000	螺母	Nut	M10-6	4	
14	GB308-2002	钢球	wheel ball	Φ9	2	
15	JF.A.SM.10	放气嘴	Air bleeder		2	
16	JF.A.SM.11	放气嘴罩	Deflating valve hood		2	
17	JF.A.SM.12	锥销	Taper pin		4	
18	JF.A.SM.06	摩擦片总成	Friction plate assembly		2	

手制动系统 Parking brake system(CDM835E.09 I)(图 /Figure 33)



手制动系统 Parking brake system(CDM835E.09 I)(图 /Figure 33)						
序号 Item	代号 Parts number	名称 Part Description		规格 Specification	数量 Qty	备注 Remarks
1	LG853.09.03	手刹操纵装置	Parking brake control device		1	
2	LG30F.09 III .01	手制动软轴	Parking brake flexible shaft		1	原为 309001-001D
3	LG853.09-001	软轴连接叉	Flexible shaft connecting yoke		1	
4	LG30F.09 III -001	曲柄	Bend lever		1	原为 309002D
5	GB/T5783	螺栓	Bolt	M8 × 25	2	
6	GB/T6170	螺母	Nut	M8	2	
7	GB/T93	垫圈	Washer	8	2	
8	GB/T882	销轴	Pin	B10 × 35	1	
9	GB/T91	开口销	Cotter pin	3 × 30	1	
10	GB/T97.1	垫圈	Washer	10	1	

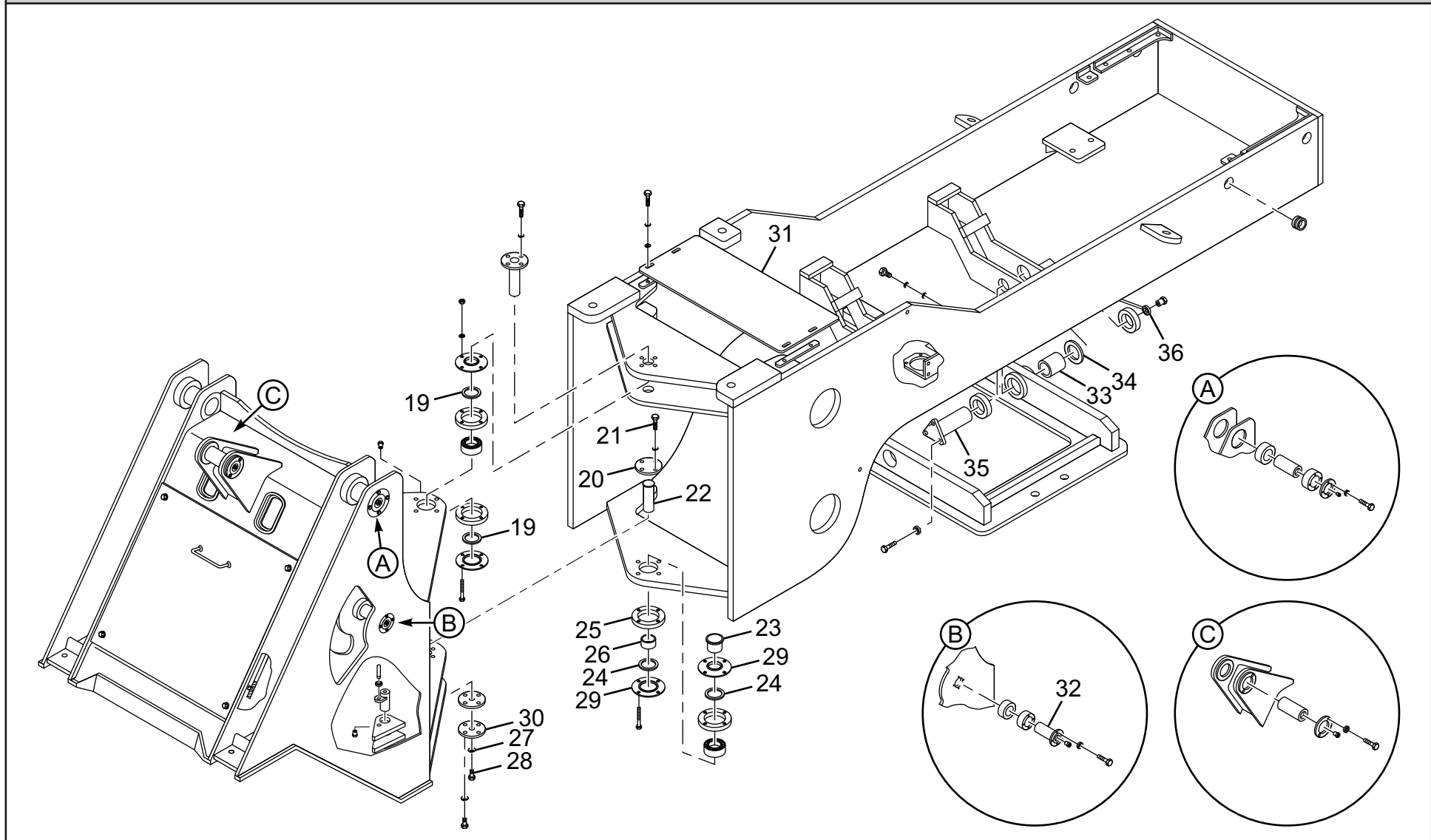
车架系统 Frame System(CDM833.10)(图 /Figure 34)



车架系统 Frame System(CDM833.10)(图 /Figure 34)

序号 Item	代号 Parts number	名称 Part Description	规格 Specification	数量 Qty	备注 Remarks	
1	JB/T7940.1	直通式压注油杯	Straight pressure oil cup	M10 × 1	11	
2	LG853.10-015	转向销	Steering pin		4	
3	LG853.10-014	卡板	Card board		4	
4	GB/T5783	螺栓	Bolt	M10 × 20-8.8	8	
5	GB/T97.1	垫圈	Washer	10	8	
6	GB/T93	垫圈	Washer	10	8	
7	LG30F.10 I .09	盖板总成	Cover board assembly		1	
8	GB/T5783	螺栓	Bolt	M12 × 30-8.8	36	
9	GB/T93	垫圈	Washer	12	48	
10	CDM833.10.01	前车架	Front frame		1	
11	LG853.10-021	胶管保护套	Hose guard sheath		2	
12	CDM833.10.02	后车架	Rear frame		1	
13	LG30F.10 I .06	上铰接销	Upper articulated pin		1	
14	GB/T6170	螺母	Nut	M12-8	8	
15	GB/T5782	螺栓	Bolt	M12 × 100-8.8	8	
16	LG30F.10 I -010	调整垫	Adjusting gasket		2	单位: 组
17	GB/T297	轴承	Bearing	32212	4	GB297-84 7512E
18	LG30F.10 I -011	轴承盖	Bearing cover		2	

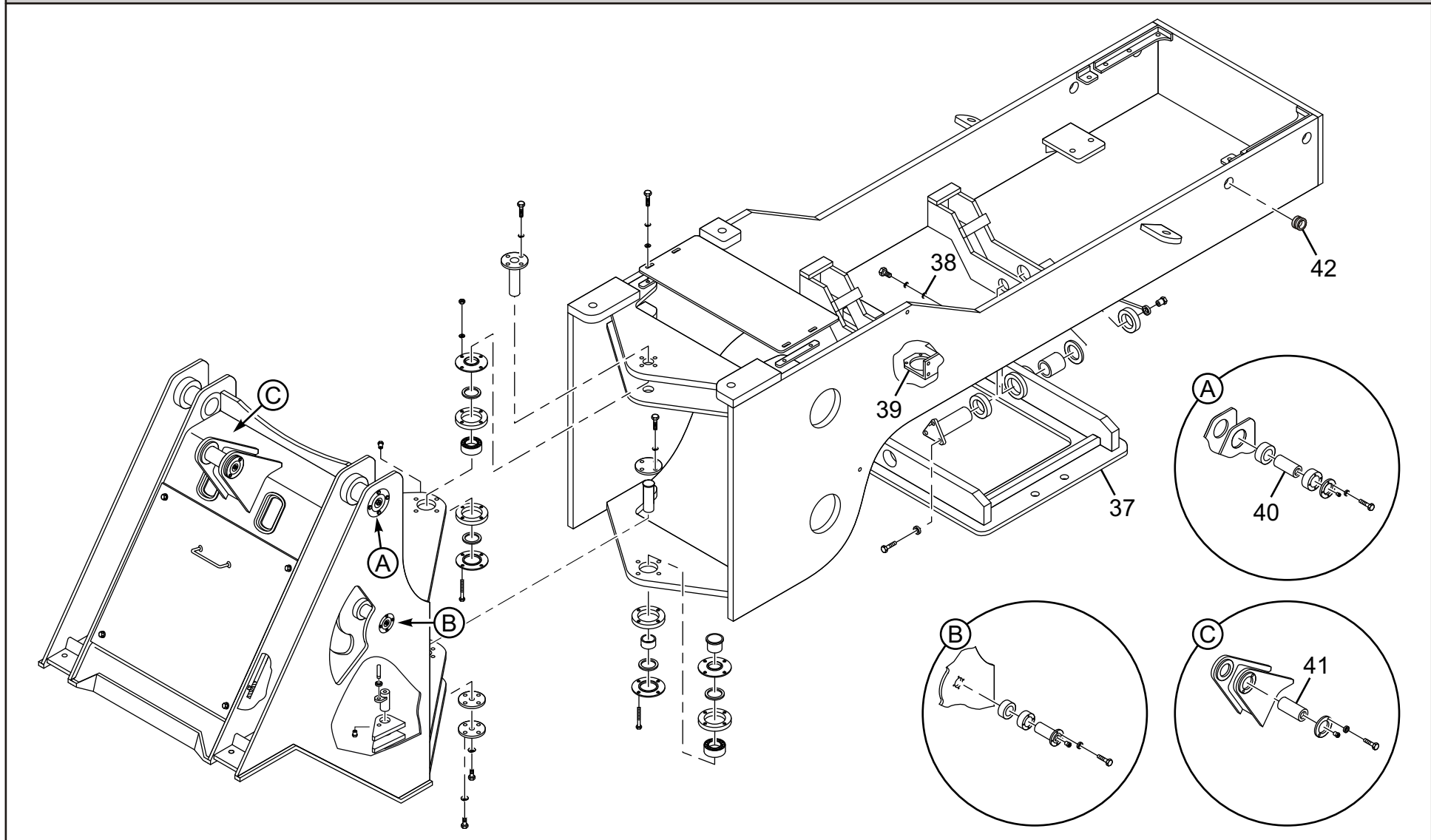
车架系统 Frame System(CDM833.10)(图 /Figure 34)



车架系统 Frame System(CDM833.10)(图 /Figure 34)

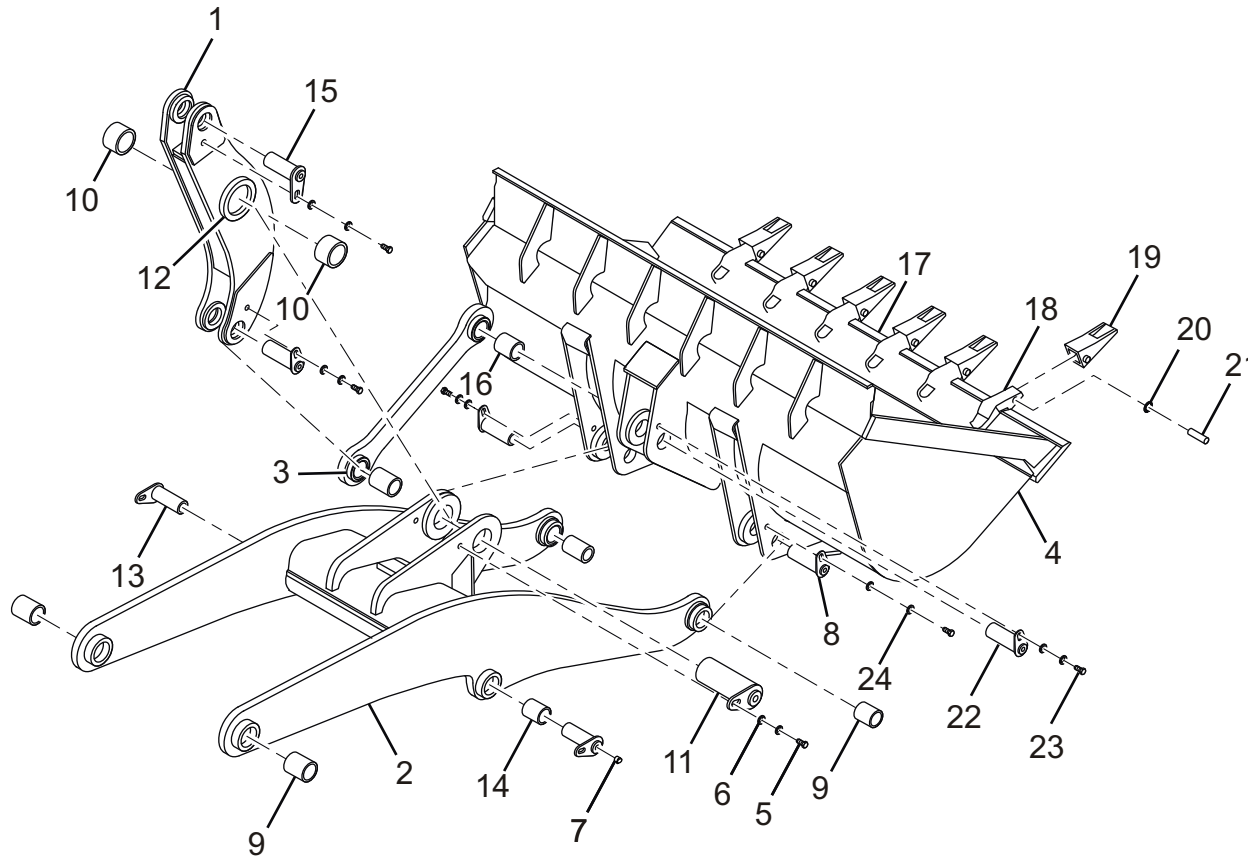
序号 Item	代号 Parts number	名称 Part Description		规格 Specification	数量 Qty	备注 Remarks
19	HG4-692-67	油封	Oil seal	60 × 80 × 12	2	
20	LG30F.10 I -003	盖	Cover		1	
21	GB/T5783	螺栓	Bolt	M12 × 25-8.8	4	
22	LG30F.10 I -007	下铰接销	Lower articulated pin		1	
23	LG30F.10 I -004	轴套	Bush		1	
24	GBHG4-692-67	油封	Oil seal	70 × 90 × 12	2	
25	LG30F.10 I -008	调整垫	Adjusting gasket		1	
26	LG30F.10 I -009	轴套	Bush		1	
27	GB/T93	垫圈	Washer	20	1	
28	GB/T5783	螺栓	Bolt	M20 × 30-8.8	1	
29	LG30F.10 I -005	轴承盖	Bearing cover		2	
30	LG30F.10 I -006	端盖	End cover		1	
31	LG30F.10 I -012	变速箱防护板	Transmission Fence plate		1	
32	LG30F.10 I -002	动臂油缸销轴	Lift cylinder pin		2	
33	LG853.10-012	套	Sleeve		2	
34	LG853.10-010	铜垫	Copper pad		2	
35	LG853.10-011	副车架销	Oscillating suspension pin		2	
36	LG30F.10 I .07	注油管	Oil filling pipe		2	

车架系统 Frame System(CDM833.10)(图 /Figure 34)



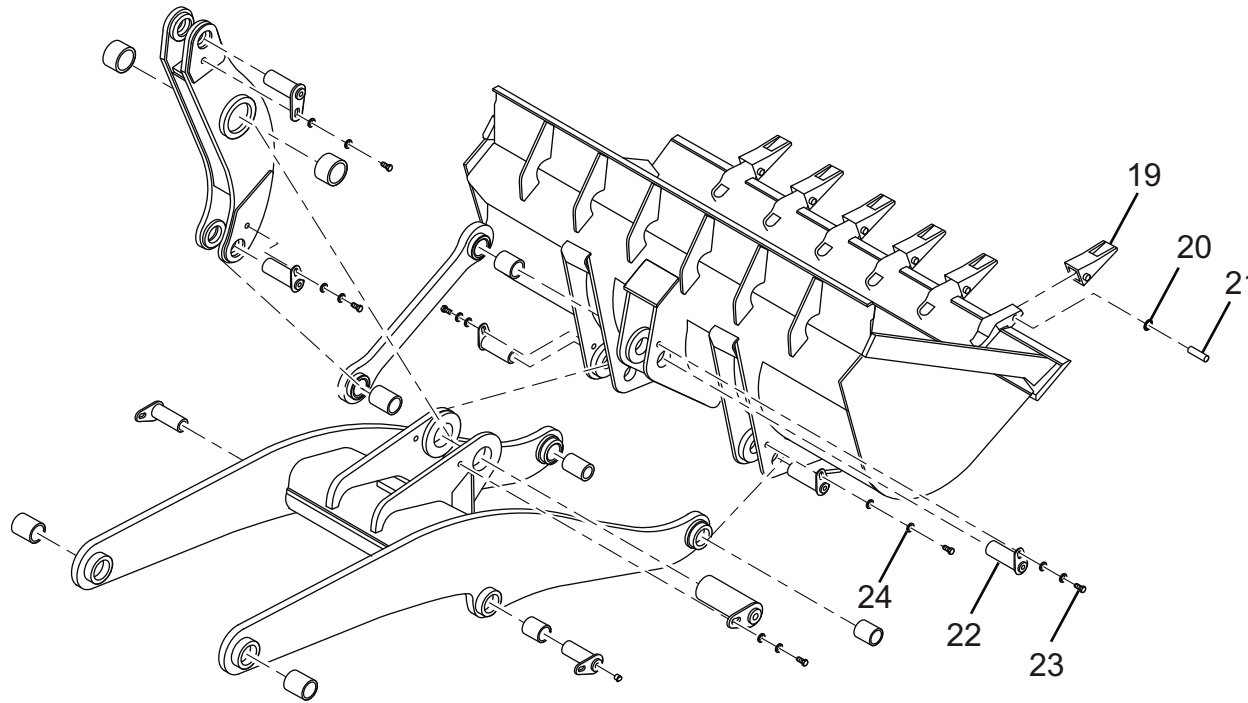
车架系统 Frame System(CDM833.10)(图 /Figure 34)						
序号 Item	代号 Parts number	名称 Part Description		规格 Specification	数量 Qty	备注 Remarks
37	LG30F.10 I .03	摆动架	Oscillating suspension		1	
38	GB/T96	垫圈	Washer	12	4	
39	LG30F.10 I .08	油滤清器支架	Oil filter bracket		1	
40	LG30F.10 I .05	动臂上销轴	Lift arm upper pin		2	
41	LG30F.10 I .04	转斗缸后销轴	Tilt cylinder rear pin		1	
42	CDM858A.10 I -001	后车架橡胶护套	Rear frame rubber sheath		4	

工作装置系统 Implement assembly system(CDM833.11 I) (图 /Figure 35)



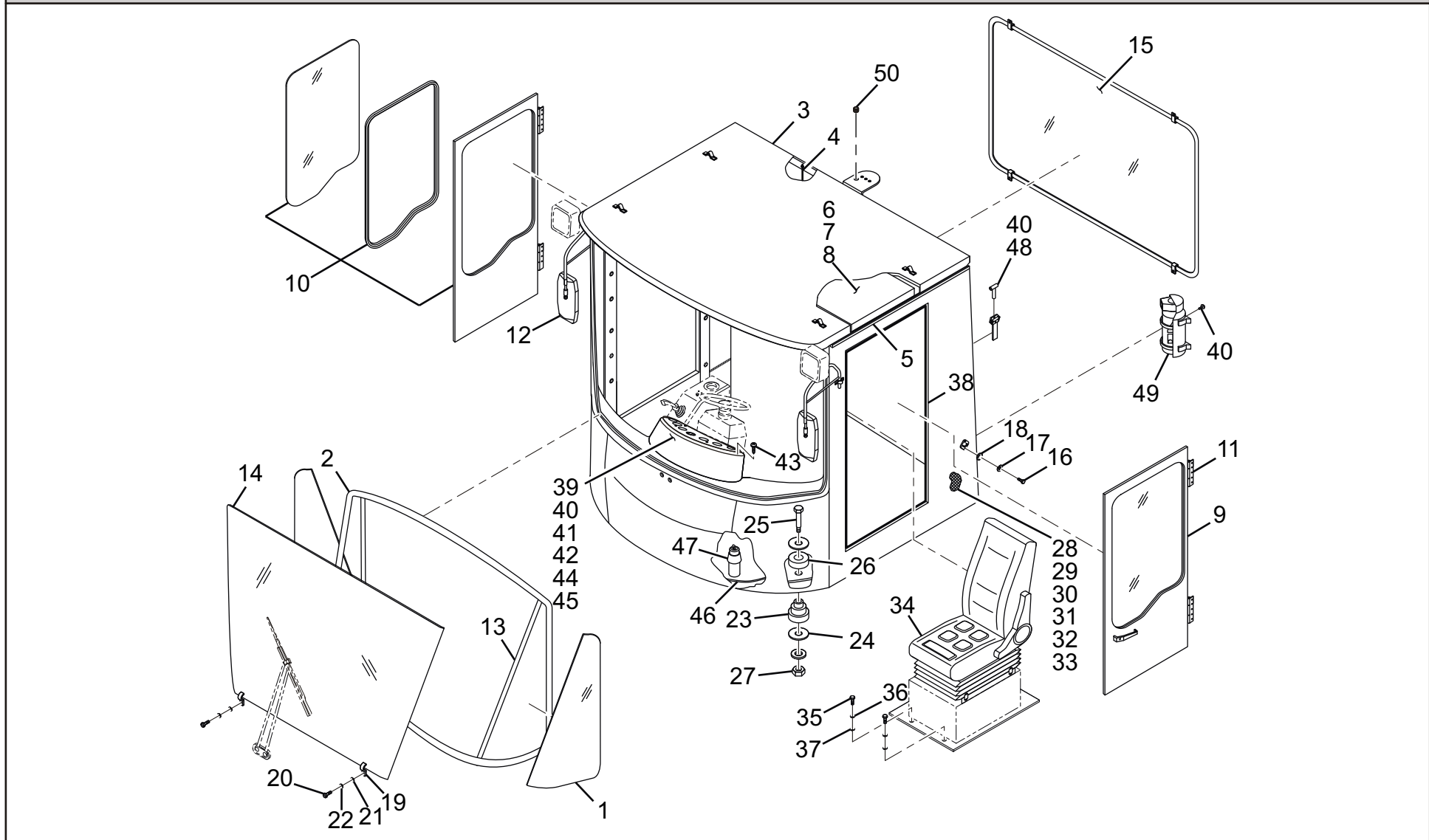
工作装置系统 Implement assembly system(CDM833.11 I)(图 /Figure 35)						
序号 Item	代号 Parts number	名称 Part Description		规格 Specification	数量 Qty	备注 Remarks
1	LG833.11.04	摇臂	Tilt arm		1	
2	CDM835E.11 I .03	动臂	Lift arm		1	
3	LG30F.11.02	拉杆	Pull rod		1	
4	CDM833.11 I .01	铲斗	Bucket		1	
5	GB/T5783	螺栓	Bolt	M20 × 30	3	
6	GB/T93	垫圈	Washer	20	8	
7	GB/T1152-79	油杯	Oil cup	M10 × 1	8	
8	LG833.11.09	铲斗下销轴焊合	Lower pin weldment of bucket		2	
9	LG843.11-007	动臂下轴套	Lift arm lower bush		4	
10	LG843.11-005	摇臂支承轴套	Tilt arm support bush		2	
11	LG833.11.06	摇臂支承轴	Tilt arm support shaft		1	
12	LG843.11-004	摇臂隔离套	Tilt arm sleeve		1	
13	LG833.11.08	动臂上销轴焊合	Lift arm upper pin weldment		2	
14	LG853.10-012	套	Sleeve		2	
15	LG833.11.07	摇臂端销轴	Tilt arm end pin		3	
16	LG843.11-002	拉杆轴套	Pull rod bush		2	
17	LG30F.11.01-001	主刀板	Main cutting edge		1	
18	CDM853.11.01-002	齿座	Tooth adapter		6	

工作装置系统 Implement assembly system(CDM833.11 I) (图 /Figure 35)



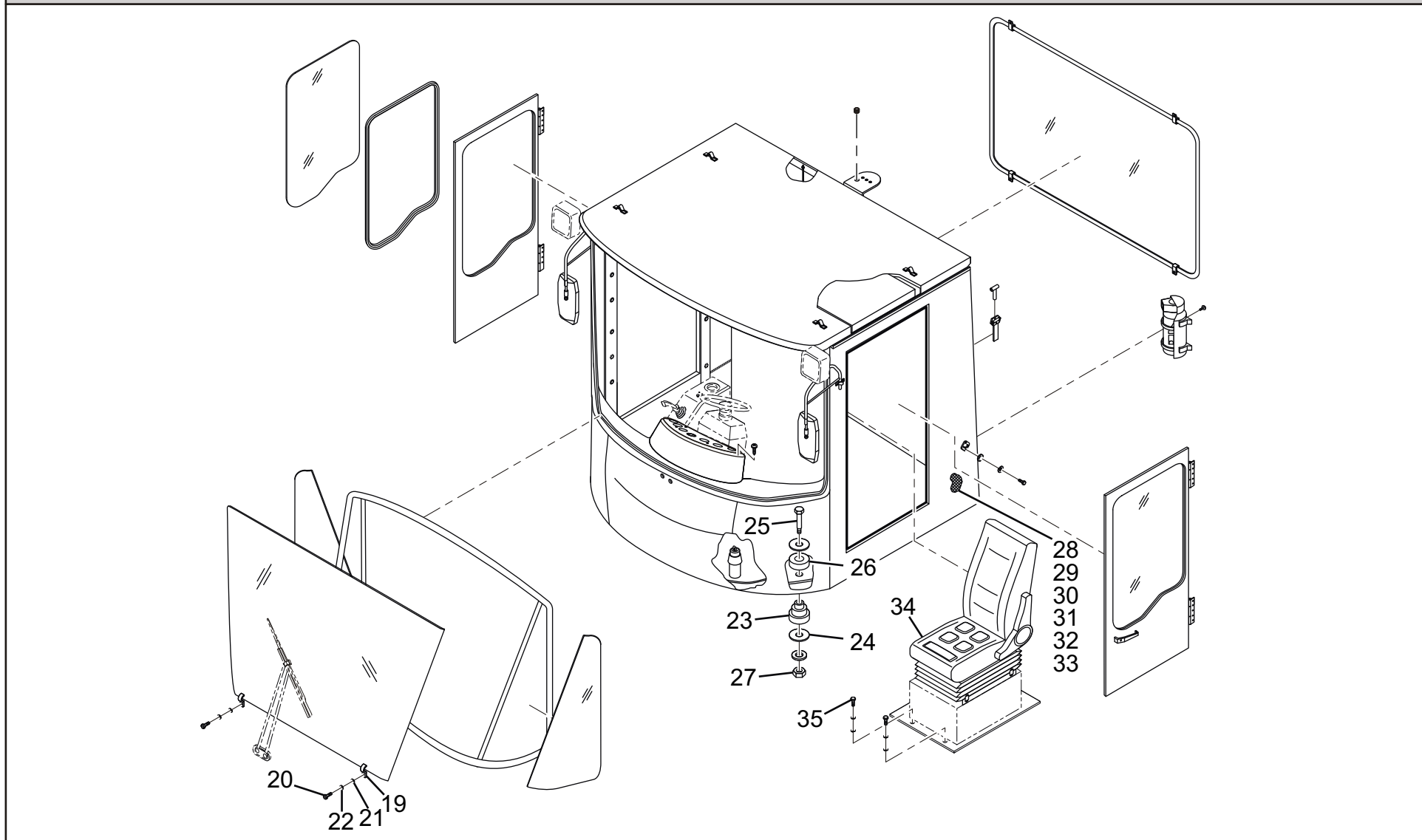
工作装置系统 Implement assembly system(CDM833.11 I)(图 /Figure 35)						
序号 Item	代号 Parts number	名称 Part Description		规格 Specification	数量 Qty	备注 Remarks
19	LG855.11 III .01-026	齿套	Tooth		6	
20	LG855.11 III .01-025	挡圈	Circlip		6	
21	LG855.11 III .01-024	销	Pin		6	
22	LG833.11.05	铲斗上销轴焊合	Bucket upper pin weldment		1	
23	GB/T5783	螺栓	Bolt	M20 × 40-8.8	5	
24	GB/T97.1-2002	垫圈	Washer	20	8	

驾驶室系统 Cab System(CDM833.12)(图 /Figure 36)



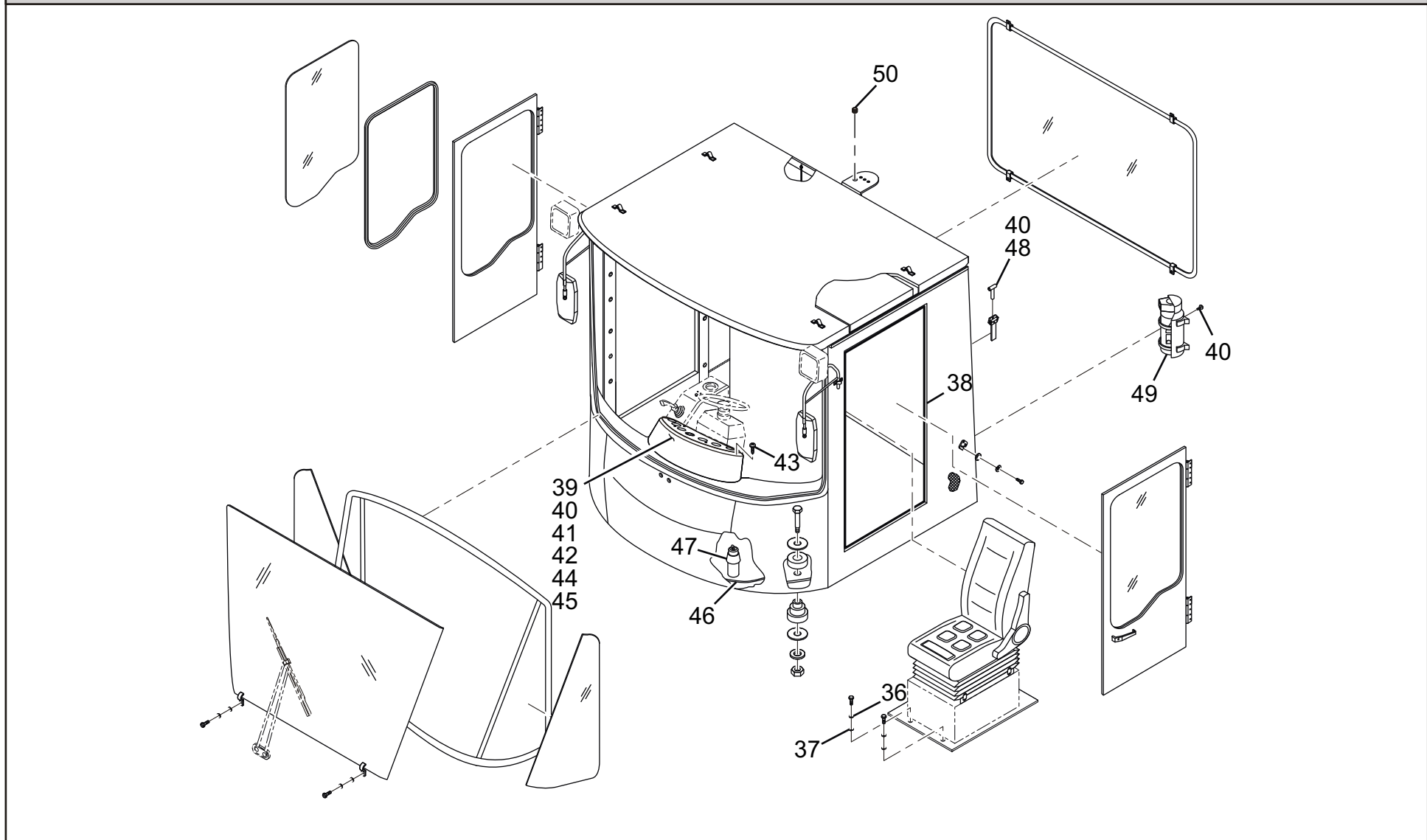
驾驶室系统 Cab System(CDM833.12)(图 /Figure 36)						
序号 Item	代号 Parts number	名称 Part Description		规格 Specification	数量 Qty	备注 Remarks
1	LG30F.12-001	侧窗玻璃	Side window glass		2	
2	LG853.12-020	玻璃胶条 (黑)	Glass rubber strip (black)		13.2m	
3	CDM833.12.01	驾驶室焊合	Cab weldment		1	
4	LG30F.12-017	线束护线套	Harness sheath		3	
5	LG30F.12-002	装修顶板	Decoration ceiling board		1	
6	LG30F.12-003	隔热填料 1	Heat isolating material 1		1	
7	LG30F.12-004	隔热填料 2	Heat isolating material 2		2	
8	LG30F.12-005	隔热填料 3	Heat isolating material 3		4	
9	LG30F.12.02	左门总成	Left door assembly		1	
10	LG30F.12.03	右门总成	Right door assembly		1	
11	LG853.12.02	5 寸旗铰	5-inch hinge		4	
12	LG853.12.08	倒车镜	Rearview mirror		2	
13	LG30F.12-006	透明胶条	Transparent rubber strip		2.2m	
14	LG30F.12-007	前窗玻璃	Front windshield		1	
15	LG30F.12-008	后窗玻璃	Rear window glass		1	
16	GB/T5783	螺栓	Bolt	M8 × 20-8.8	8	
17	GB/T97.1	垫圈	Washer	8	4	
18	GB/T93	垫圈	Washer	8	4	

驾驶室系统 Cab System(CDM833.12)(图 /Figure 36)



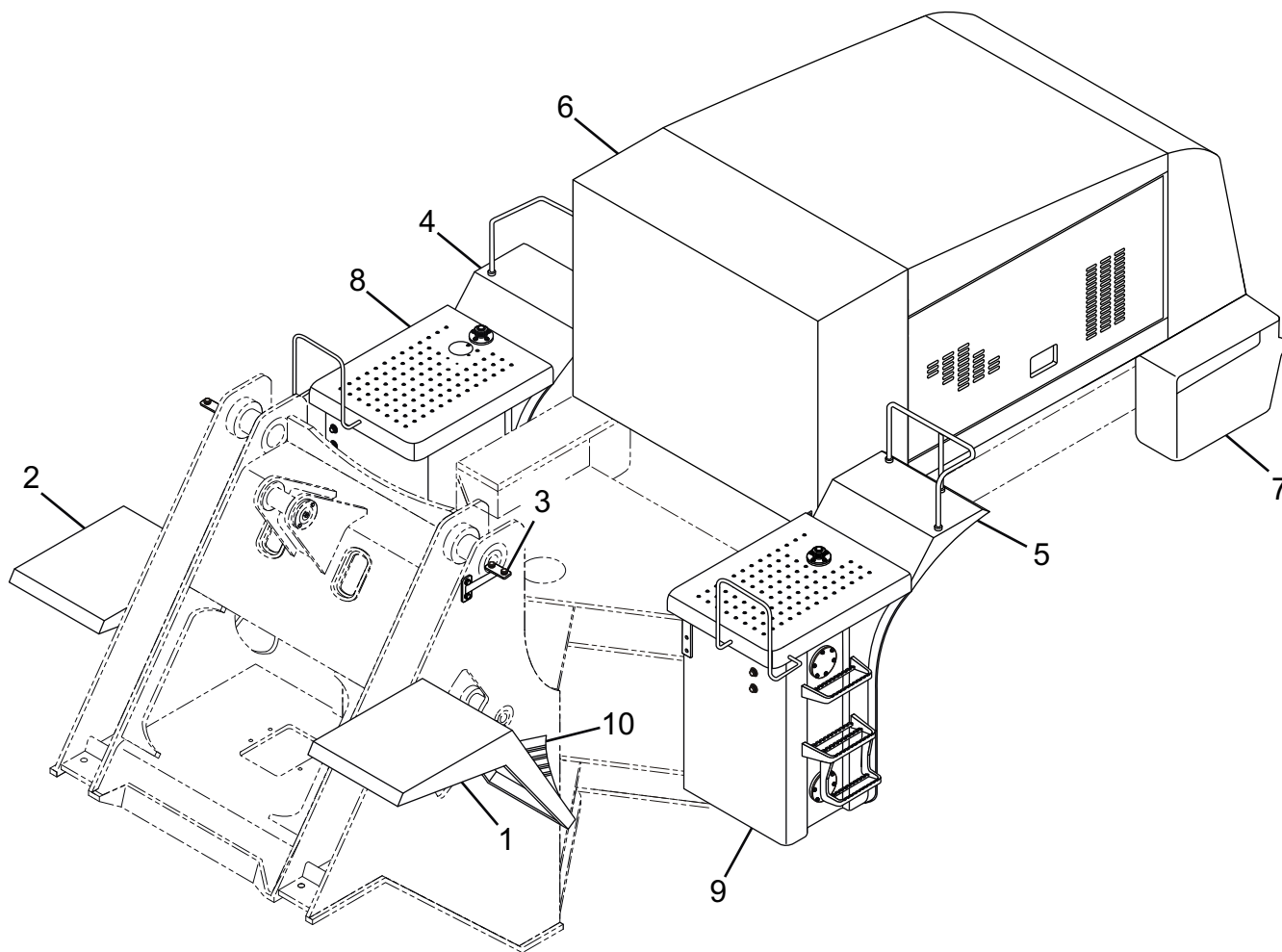
驾驶室系统 Cab System(CDM833.12)(图 /Figure 36)						
序号 Item	代号 Parts number	名称 Part Description		规格 Specification	数量 Qty	备注 Remarks
19	LG853.12-002	玻璃压板	Glass press board		8	
20	GB/T818	螺钉	Screw	M5 × 10-8.8	16	
21	GB/T93	垫圈	Washer	5	16	
22	GB/T97.1	垫圈	Washer	5	16	
23	LG853.12.05	橡胶垫	Rubber pad		4	
24	LG853.12-010	垫片	Gasket		4	
25	LG855.12-001	销	Pin		4	
26	LG853.12-012	垫板	Tie plate		12	
27	GB/T889.2	尼龙自锁螺母	Nylon locknut	M18 × 1.5-8	4	
28	CDM833.12-001	后装饰板	Rear decoration board		1	
29	LG30F.12-010	后左门柱装饰板	Rear left doorpost decoration board		1	
30	LG30F.12-011	后右门柱装饰板	Rear right doorpost decoration board		1	
31	LG30F.12-012	前左门柱装饰板	Front left doorpost decoration board		1	
32	LG30F.12-013	前右门柱装饰板	Front right doorpost decoration board		1	
33	LG853.12-003	塑料铆钉	Plastic rivet		45	
34	LG853.12.10	航空座椅	Seat		1	
35	GB/T5783	螺栓	Bolt	M10 × 25-8.8	4	

驾驶室系统 Cab System(CDM833.12)(图 /Figure 36)



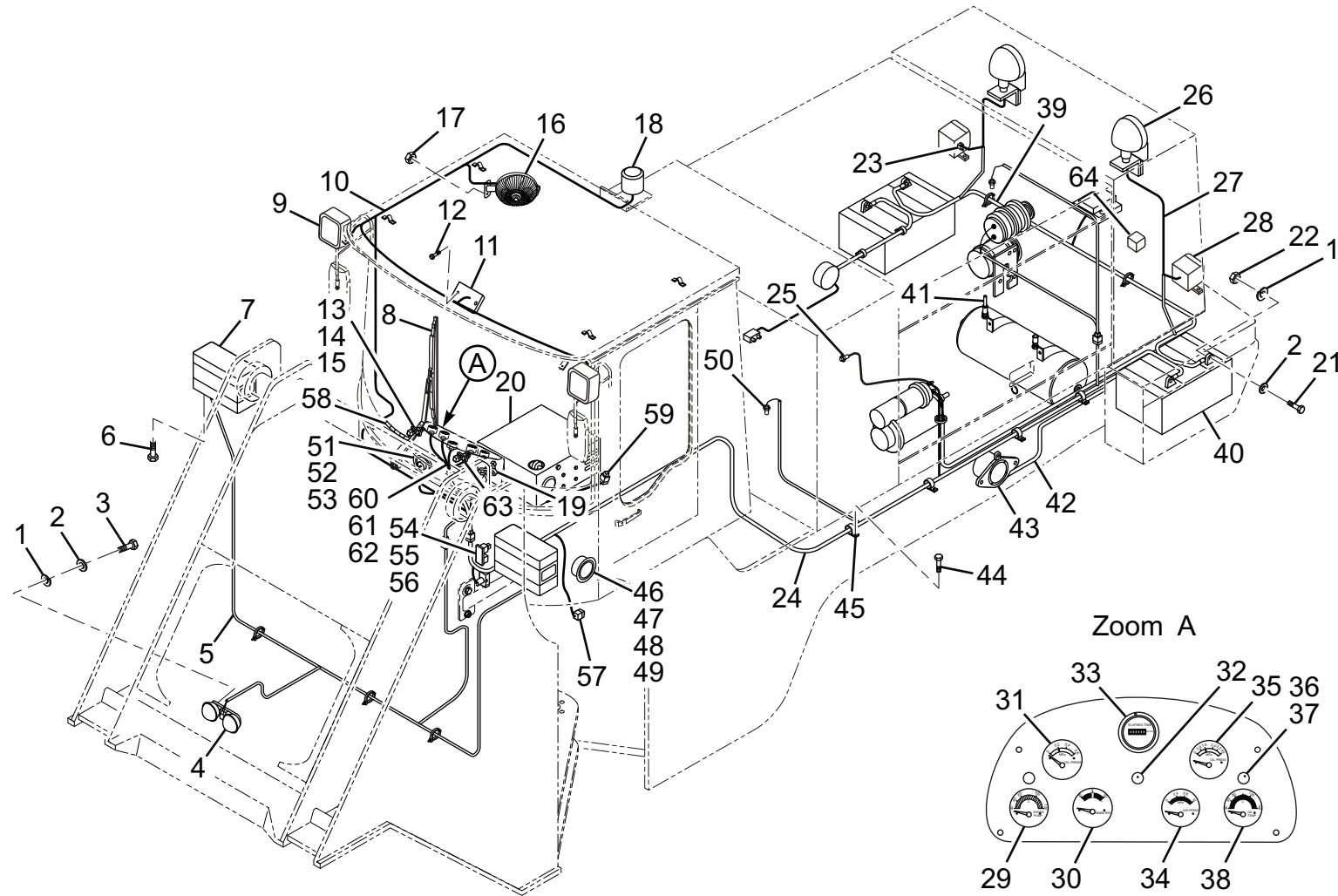
驾驶室系统 Cab System(CDM833.12)(图 /Figure 36)						
序号 Item	代号 Parts number	名称 Part Description		规格 Specification	数量 Qty	备注 Remarks
36	GB/T93	垫圈	Washer	10	4	
37	GB/T97.1	垫圈	Washer	10	10	
38	LG853.12.11	门框胶条	Glass frame rubber strip		2	3.7m / 件
39	LG30F.12-014	仪表盘	Instrument panel		1	
40	GB/T845	自攻螺钉	Taper screw	ST4.8 × 19	10	
41	CDM833.12-002	仪表板	Instrument panel		1	
42	LG853.12-016	方向杆罩	Steering column hood		1	
43	GB/T818	螺钉	Screw	M5 × 18-8.8	4	
44	GB/T5783	螺栓	Bolt	M6 × 20-8.8	6	
45	GB/T96.2	垫圈	Washer	6	6	
46	LG30F.12-020	地垫	Ground pad		1	配空调专用
47	LG853.12.01.01	聚风罩	Fan housing		1	
48	CDM858A.12 I .06	安全锤	Hammer		1	
49	CDM858A.12 I .05	灭火器	Fire extinguisher		1	
50	CDM858.12.04-021	护线套二	Wire sheath II		1	

覆盖件系统 Out panel system(CDM833.13)(图 /Figure 37)



覆盖件系统 Out panel system(CDM833.13)(图 /Figure 37)						
序号 Item	代号 Parts number	名称 Part Description		规格 Specification	数量 Qty	备注 Remarks
1	CDM833.13.01	前左挡泥板总成	Front left mudguard assembly		1	
2	CDM833.13.02	前右挡泥板总成	Front right mudguard assembly		1	
3	LG853.13.03	组合灯支架	Combined lamp bracket		2	
4	LG30F.13.04	后右挡泥板总成	Rear right mudguard assembly		1	
5	LG30F.13.05	后左挡泥板总成	Rear left mudguard assembly		1	
6	LG30F.13 I .06	机罩总成	Engine hood assembly		1	
7	LG30F.13.07	平衡重	Counter weight		1	
8	LG30F.13.08	燃油箱总成	Fuel tank assembly		1	
9	LG30F.13.09	液压油箱总成	Hydraulic oil tank assembly		1	
10	CDM853.16.04/05	三角铁	Iron chock		2	

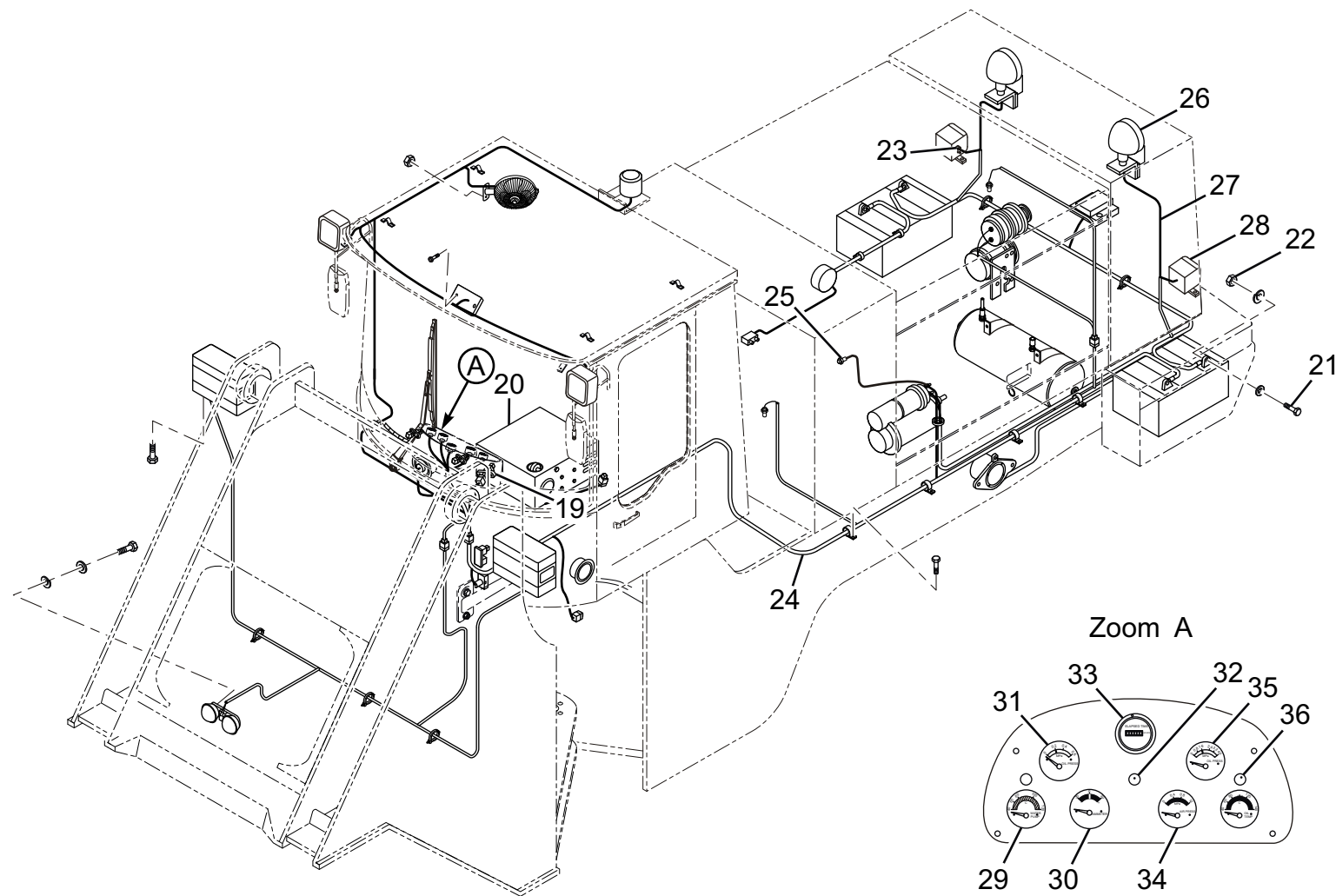
电器系统 Electrical System(CDM833.15V)(图 /Figure 38)



电器系统 Electrical System(CDM833.15V)(图 /Figure 38)

序号 Item	代号 Parts number	名称 Part Description		规格 Specification	数量 Qty	备注 Remarks
1	GB/T97.1	垫圈	Washer	8	31	
2	GB/T93	垫圈	Washer	8	27	
3	GB/T5783	螺栓	Bolt	M8 × 16-8.8	2	
4	LG853.15.09	电喇叭总成	Electrical horn assembly	DL50D-24	1	
5	LG30F.15.01	前车架线束	Front frame harness		1	
6	GB/T5783	螺栓	Bolt	M8 × 25-8.8	10	
7	LG853.15.10	前组合灯（左、右）	Front combined lamp	HDF-02D	2	
8	LG30F.15.11	雨刮器总成 Z	Wiper assembly	2D2332A 65°	1	
9	LG30F.15.12	拖方大灯	Square lamp	WD140 × 90	2	
10	CDM833.15 V .02	驾驶室线束	Cab harness		1	
11	LG30F.15.13	长形顶灯	Rectangle ceiling lamp	216-1	1	
12	GB/T845	自攻螺钉	Taper screw	ST4.8 × 19	11	
13	LG853.15.42	组合开关	Combined switch	JK321D I	1	
14	GB/T818	十字槽盘头螺钉	Cross head screw	M5 × 18-4.8	12	
15	GB/T93	垫圈	Washer	5	16	
16	LG855.15.45	电风扇	Fan	SGF-03A	1	
17	GB/T6170	螺母	Nut	M5	12	
18	CDM858A.15 II .48	警示灯	Warning lamp	SB4000	1	

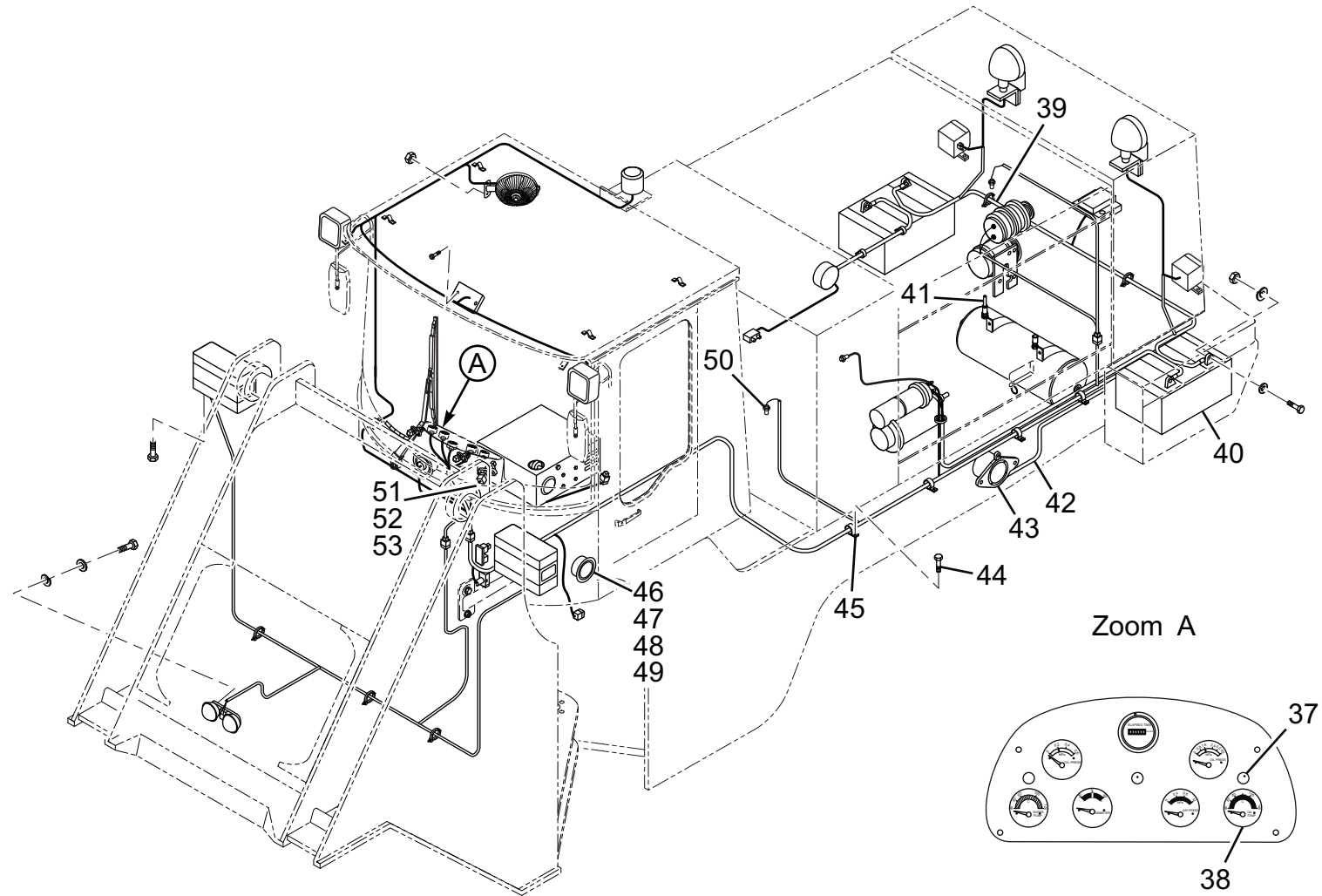
电器系统 Electrical System(CDM833.15V)(图 /Figure 38)



电器系统 Electrical System(CDM833.15V)(图 /Figure 38)

序号 Item	代号 Parts number	名称 Part Description	规格 Specification	数量 Qty	备注 Remarks	
19	LG853.15.14	电锁开关	Electric switch	JK324C	1	
20	CDM380F.15.38	空调系统	Air-conditioning unit	GK15-5.0B1	1	
21	GB/T5783	螺栓	Bolt	M8 × 30-8.8	8	
22	GB/T6170	螺母	Nut	M8-8	8	
23	CDM855E.15 II .20	倒车蜂鸣器	Back up buzzer	JWL-FM212/24V	1	
24	CDM833.15 V .03	后车架线束	Rear frame harness		1	
25	LG853.15.16	水温传感器	Water temperature sensor	Z3/8	1	水温表带
26	LG853.15.12	防眩目大灯	Anti-glaring light	68-3	2	
27	LG30F.15.04	机罩灯线束	Engine hood lamp harness		1	
28	LG30F.15.17	三色灯	Tri-color light	216	2	
29	LG853.15.19	动力机水温表	Engine water temperature gauge	DW-2/40~120°C	1	
30	LG853.15.20	电流表	Ammeter	DL-3/±30A	1	
31	LG853.15.18	动力机油压力表	Engine oil pressure gauge	YT-202/0.8MPa	1	
32	LG853 IV .15.23	充电指示灯	Charging indicator	DH16-4 (黄)	1	
33	LG853.15.21	计时表	Hour meter	GS-3	1	
34	LG853.15.25	制动气压表	Brake air pressure gauge	YT-202/1.2MPa	1	
35	LG853.15.24	变速箱油压表	Transmission oil pressure gauge	YT-202C4B/4.0MPa	1	
36	LG853.15.23	转向指示灯	Turn signal indicator	DH16-4	2	

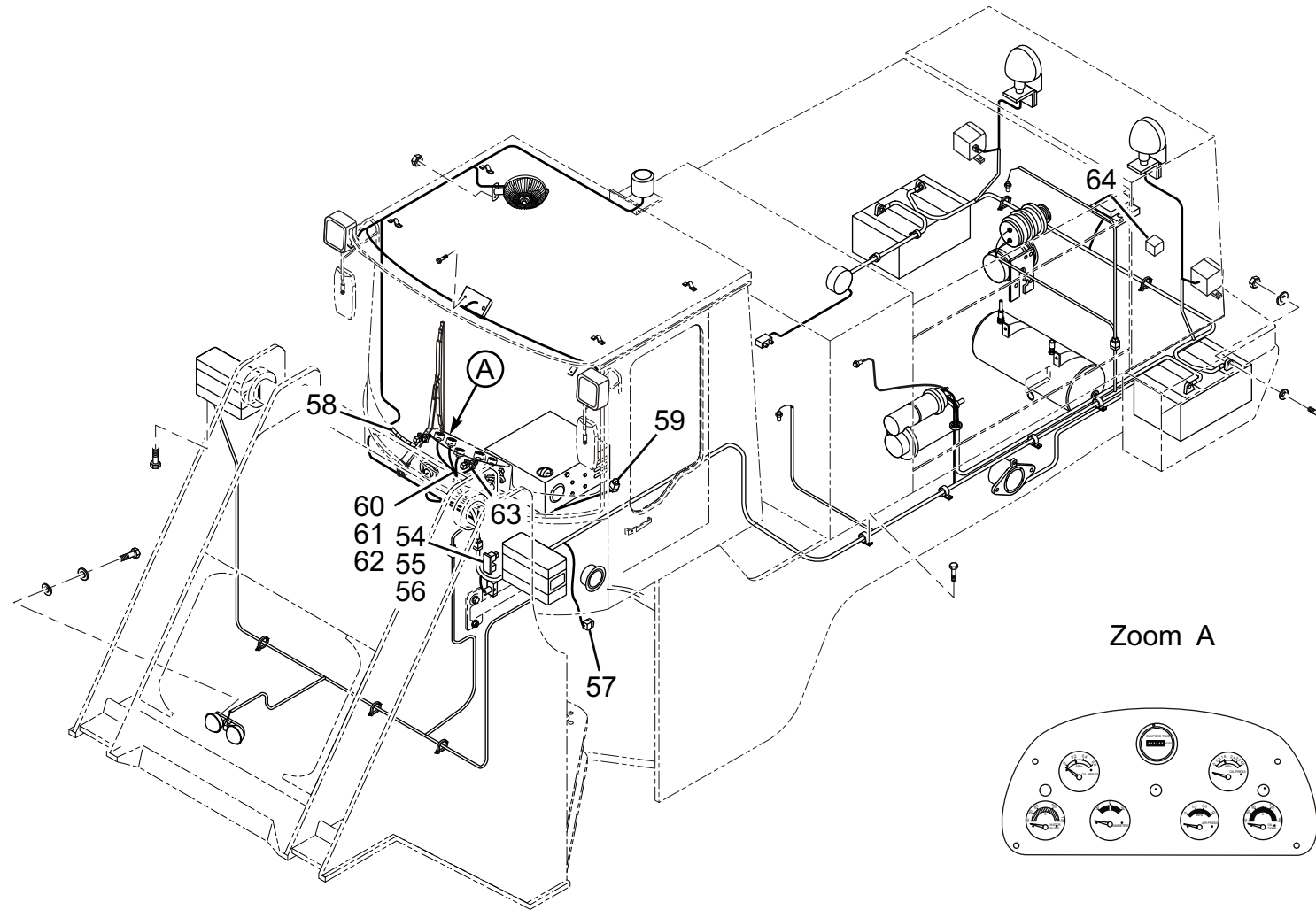
电器系统 Electrical System(CDM833.15V)(图 /Figure 38)



电器系统 Electrical System(CDM833.15V)(图 /Figure 38)

序号 Item	代号 Parts number	名称 Part Description		规格 Specification	数量 Qty	备注 Remarks
37	LG853.15.58	指示灯泡	Indicator	24V	3	
38	LG853.15.22	变矩器油温表	Torque converter oil temperature gauge	DW-2/40~140°C	1	
39	LG853.15-001	尼龙扎带	Nylon strip	ZD250 × 5	40	
40	LG30F.15.26	蓄电池	Battery	105E41R/12V105Ah	2	
41	LG853.15.27	低压报警开关	Low pressure warning switch	SH361	1	
42	LG30F.15.05	电瓶线	Battery harness		1	单位: 组
43	LG853.15.28	电源总开关	Main power switch	DK2312	1	
44	GB/T5783	螺栓	Bolt	M8 × 20-8.8	9	
45	LG853.01-005	线夹	Wire clip		4	
46	LG853.15.29	蒸发风机	Evaporator blower	KT16-2 × 09C	1	
47	LG853.15.39	蒸发风机导风管	Evaporator blower guide pipe	Φ40 × 700	2	
48	LG853.15.40	蒸发风机导风管	Evaporator blower guide pipe	Φ13 × 500	2	
49	GB/T97.1	垫圈	Washer	5	17	
50	LG853.15.37	油温传感器	Oil temperature sensor	Z3/8	1	油温表带
51	LG853.15.33	电子闪光器	Electronic flasher	SGD258-24V	1	
52	LG853.15.31	低压报警蜂鸣器	Low pressure alarm buzzer	FM251	1	
53	CDM833.15.32	八档保险盒	Eight-gear fuse box	BX308	1	

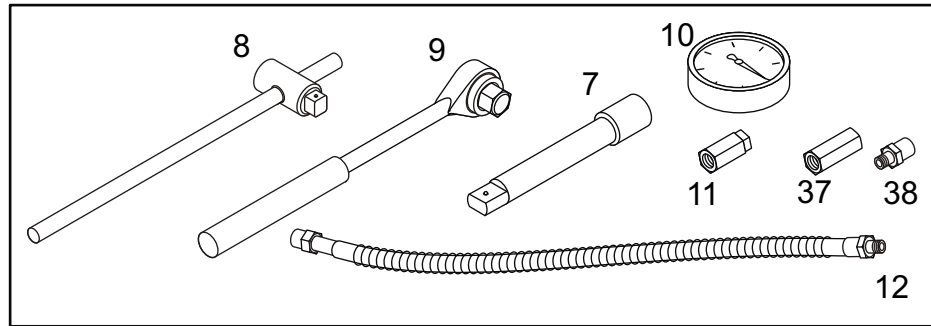
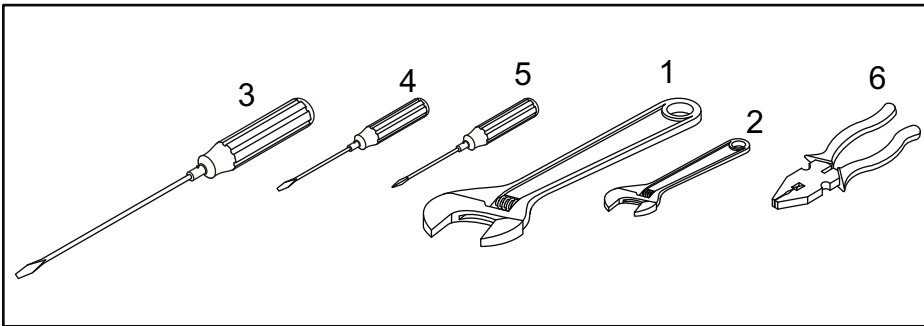
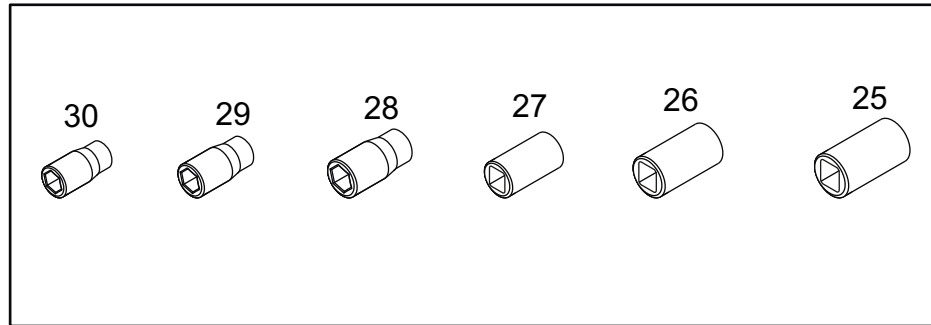
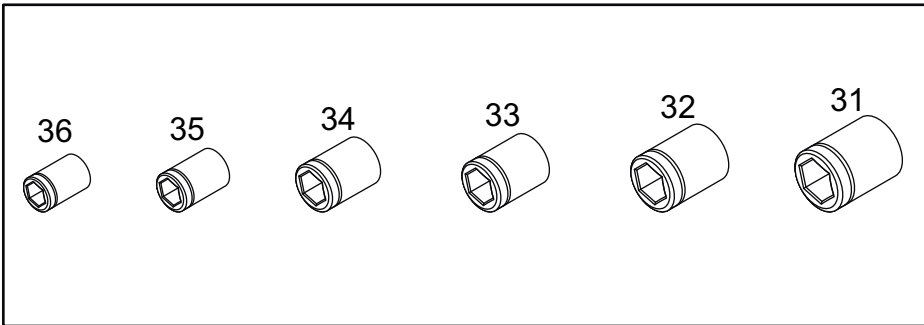
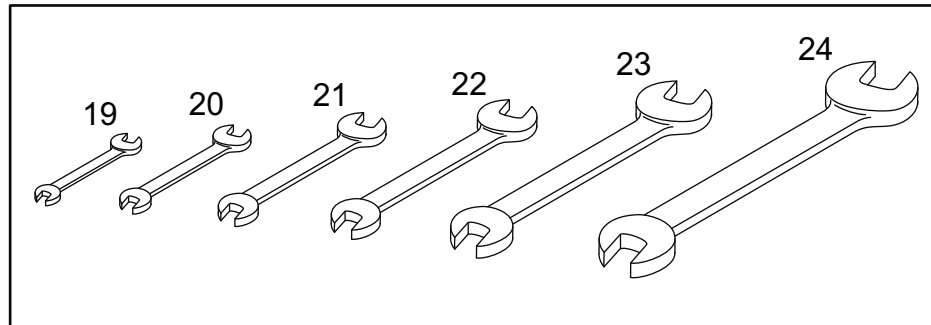
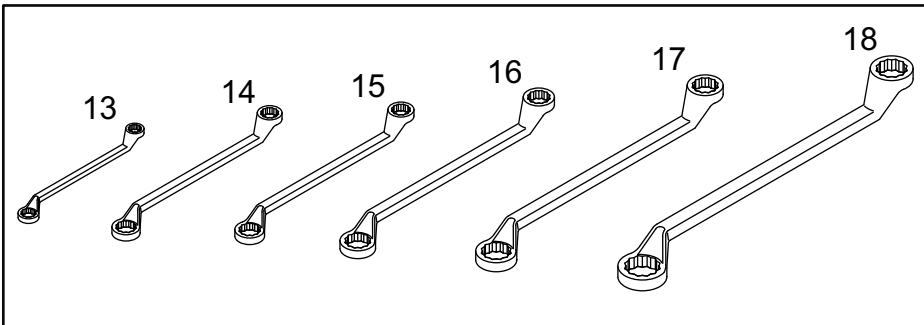
电器系统 Electrical System(CDM833.15V)(图 /Figure 38)



电器系统 Electrical System(CDM833.15V)(图 /Figure 38)

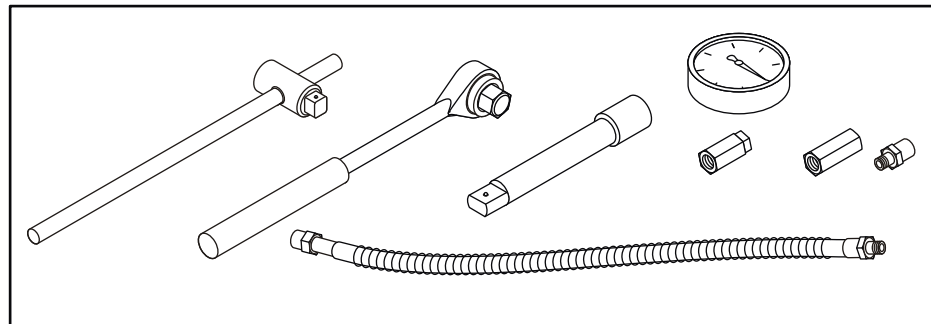
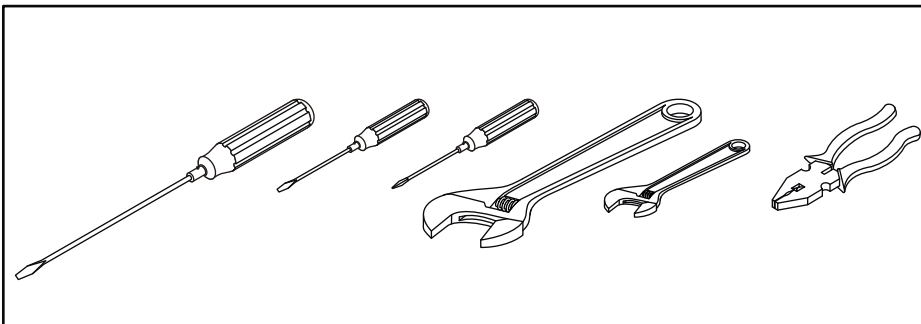
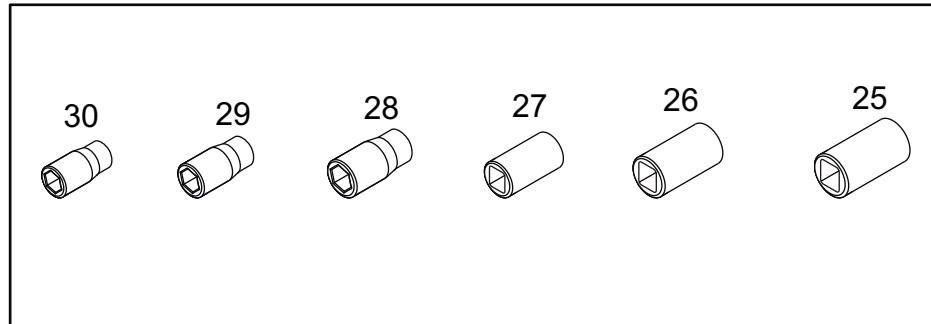
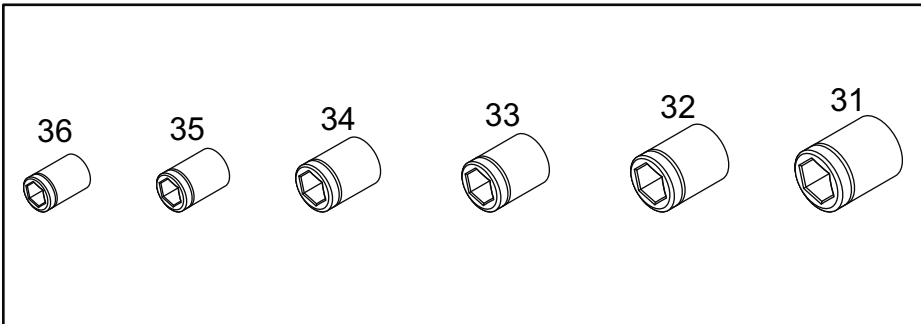
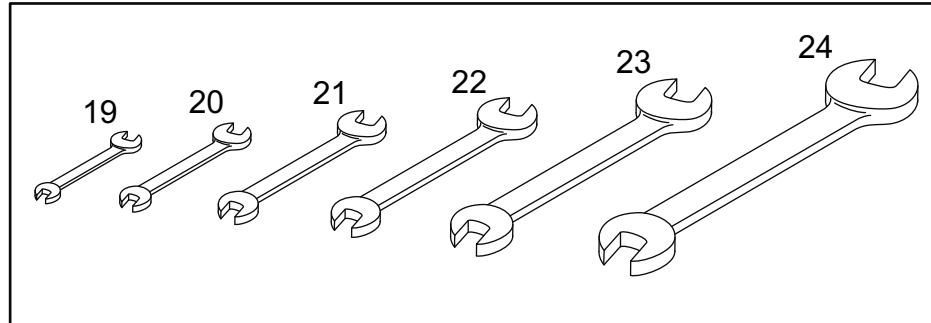
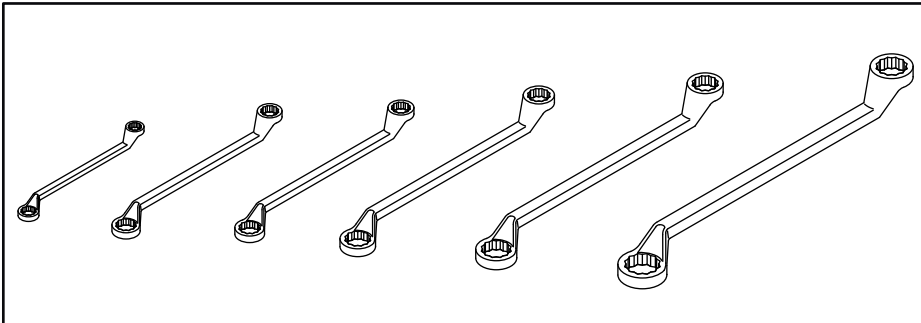
序号 Item	代号 Parts number	名称 Part Description		规格 Specification	数量 Qty	备注 Remarks
54	CDM833.15 V .50	冷启动系统	Cold start system	YRZZ2455-7	1	
55	CDM855E.15 II .001	冷启动安装板	Cold start fixing plate		1	
56	GB/T67	螺钉	Screw	M5 × 16-5.5	4	
57	LG853.15.30	制动灯开关	Brake lamp switch	JN150	1	
58	CDM833.15 V .34	翘板开关组	Panel switches group		1	
59	CDM833.15 V .06	仪表台线束	Instrument panel harness		1	
60	LG853.15.35	双变油压表胶管	Transmission and torque converter oil pressure gauge hose	1700mm	1	
61	LG855.15.36	机油压力表胶管	Engine oil pressure gauge hose	3900mm	1	
62	CDM833.15 V .07	仪表线束	Instrument harness		1	
63	LG835.15.35	继电器	Relay	HG4185-1H-24V 70A	1	
64	CDM855E.15 II .20	倒车蜂鸣器	Buzzer	JWL-FM212/24V	1	

随机工具 Tool kit (图 /Figure 39)



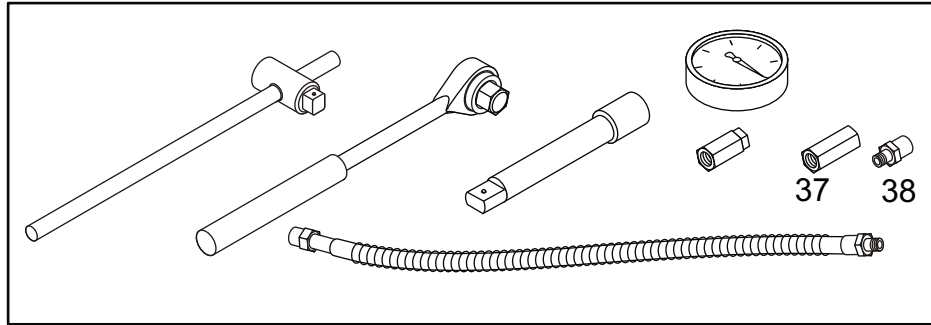
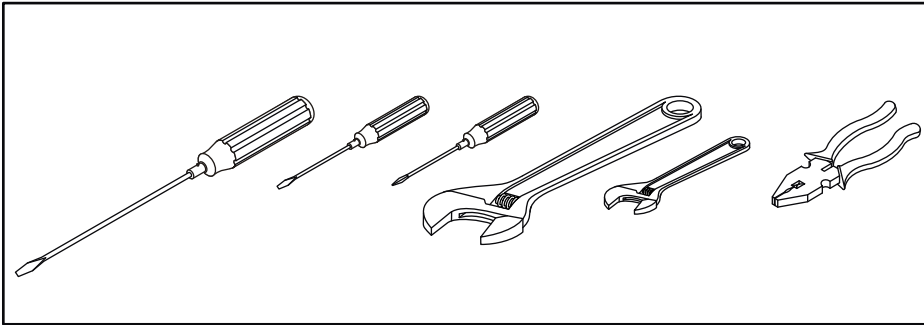
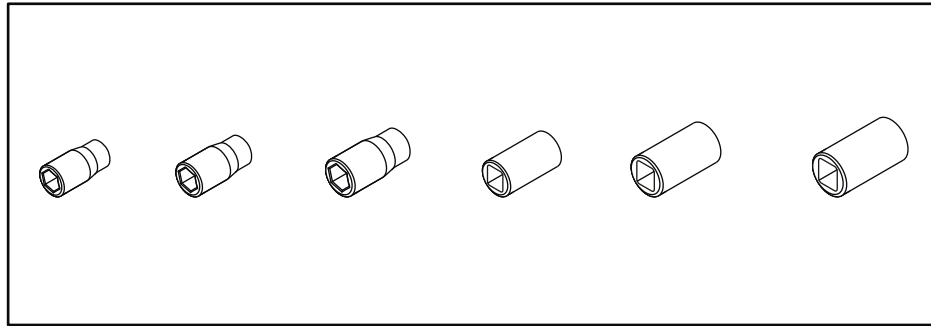
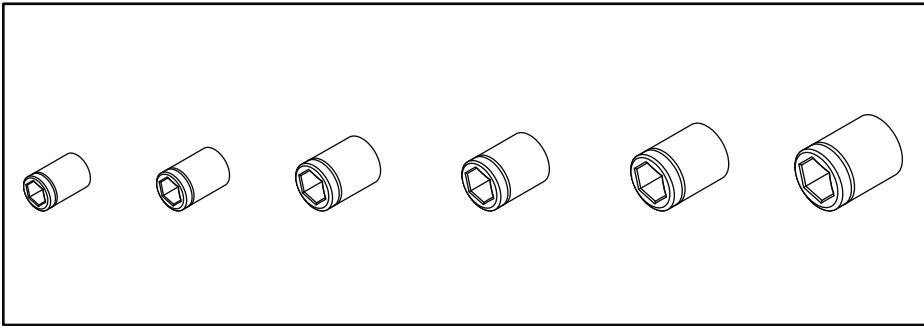
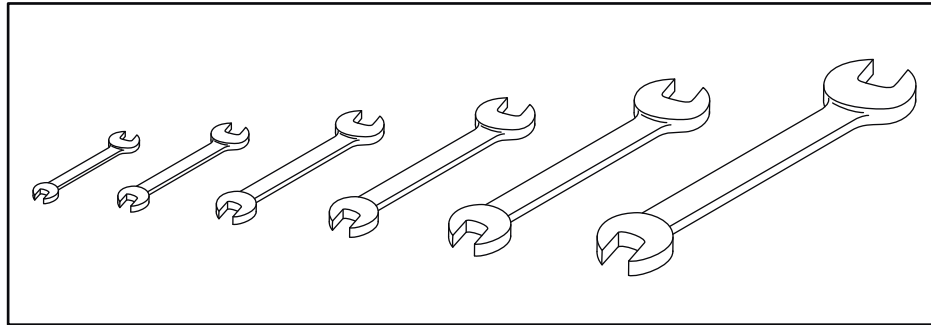
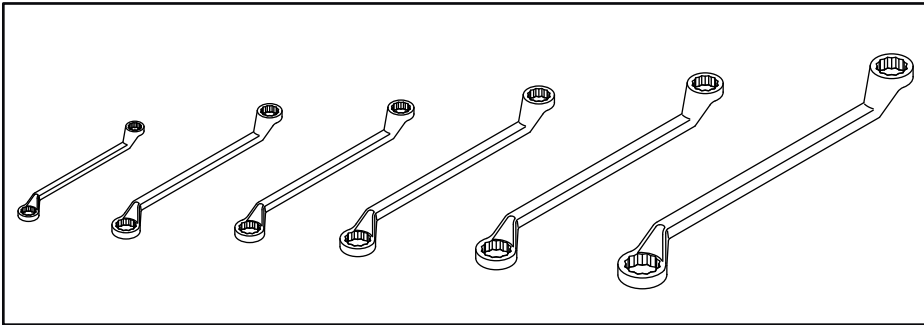
随机工具 Tool kit (图 /Figure 39)					
序号 Item	代号 Parts number	名称 Part Description	规格 Specification	数量 Qty	备注 Remarks
1	活动扳手	Shifting spanner	375mm	1	
2	活动扳手	Shifting spanner	200mm	1	
3	一字螺丝刀	Flat screw driver	250mm	1	
4	一字螺丝刀	Flat screw driver	125mm	1	
5	十字螺丝刀	Cross screw driver	125mm	1	
6	钢丝钳	Pliers		1	
7	短接杆	Short connecting rod		1	
8	棘轮柄	Ratchet handle		1	
9	滑行柄	Sliding handle		1	
10	压力表	Pressure gauge		1	
11	压力表接头	Pressure gauge connector		1	
12	制动软管	Brake hose	NJ130	1	
13	梅花扳手	Offset ring spanner	10-12	1	
14	梅花扳手	Offset ring spanner	13-15	1	
15	梅花扳手	Offset ring spanner	14-17	1	
16	梅花扳手	Offset ring spanner	17-19	1	
17	梅花扳手	Offset ring spanner	22-24	1	
18	梅花扳手	Offset ring spanner	27-30	1	

随机工具 Tool kit (图 /Figure 39)



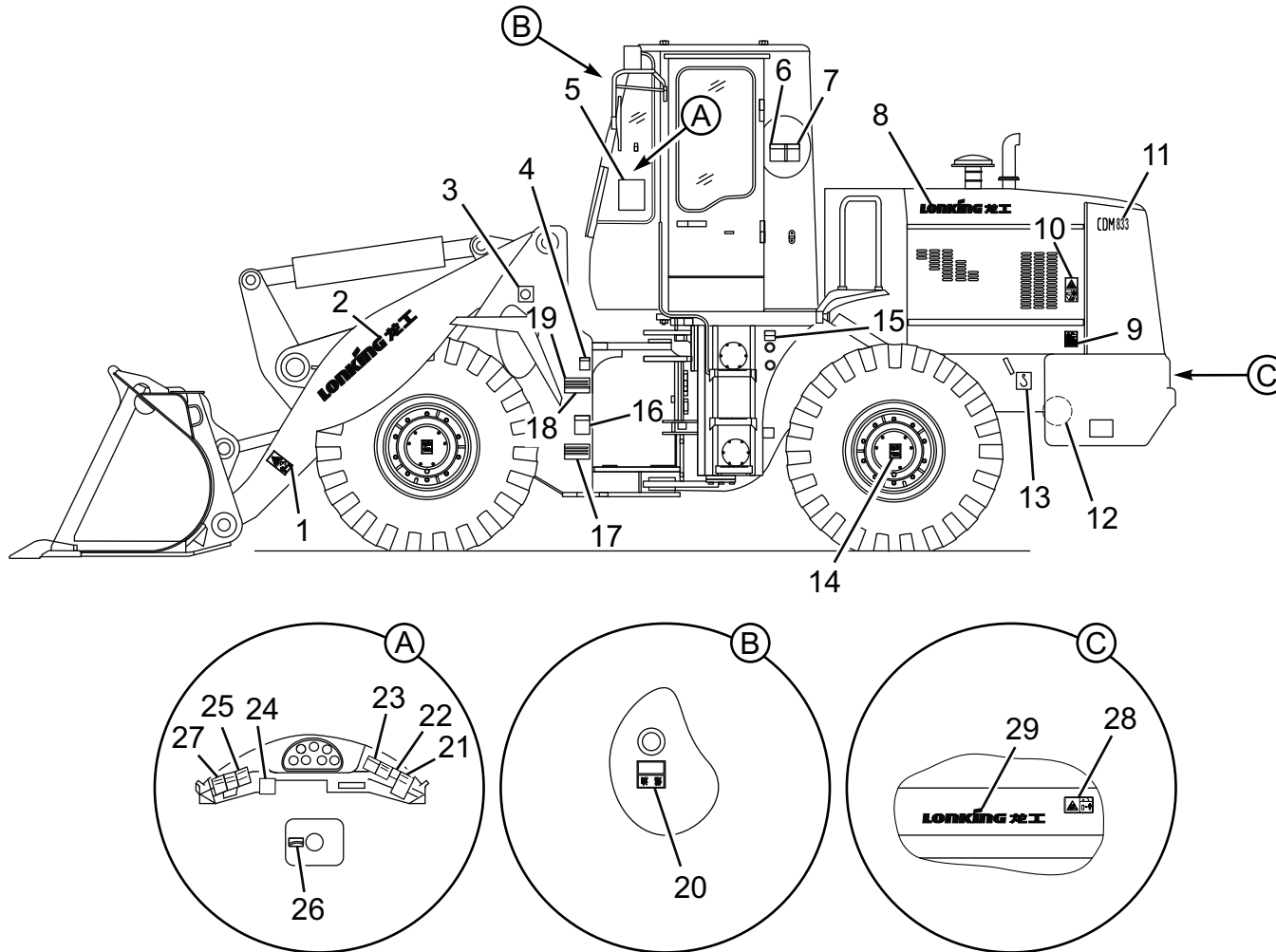
随机工具 Tool kit (图 /Figure 39)					
序号 Item	代号 Parts number	名称 Part Description	规格 Specification	数量 Qty	备注 Remarks
19	呆扳手	Non-shifting spanner	10-12	1	
20	呆扳手	Non-shifting spanner	13-15	1	
21	呆扳手	Non-shifting spanner	14-17	1	
22	呆扳手	Non-shifting spanner	16-18	1	
23	呆扳手	Non-shifting spanner	22-24	1	
24	呆扳手	Non-shifting spanner	17-30	1	
25	套筒	Socket	Φ32	1	
26	套筒	Socket	Φ27	1	
27	套筒	Socket	Φ24	1	
28	套筒	Socket	Φ22	1	
29	套筒	Socket	Φ19	1	
30	套筒	Socket	Φ18	1	
31	套筒	Socket	Φ17	1	
32	套筒	Socket	Φ16	1	
33	套筒	Socket	Φ14	1	
34	套筒	Socket	Φ13	1	
35	套筒	Socket	Φ12	1	
36	套筒	Socket	Φ11	1	

随机工具 Tool kit (图 /Figure 39)



随机工具 Tool kit (图 /Figure 39)					
序号 Item	代号 Parts number	名称 Part Description	规格 Specification	数量 Qty	备注 Remarks
37	直接头	Straight connector		1	
38	测压接头	Pressure connector		1	

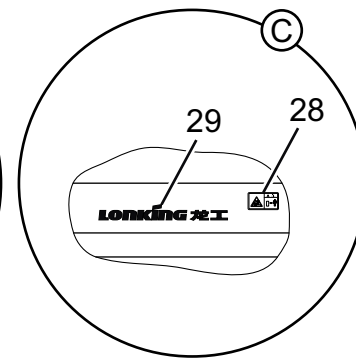
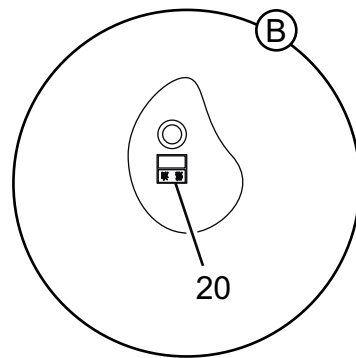
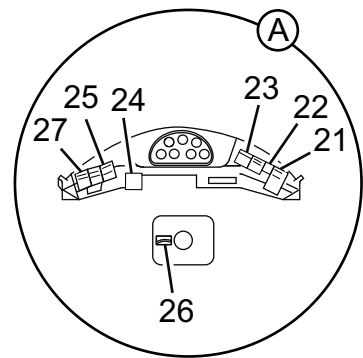
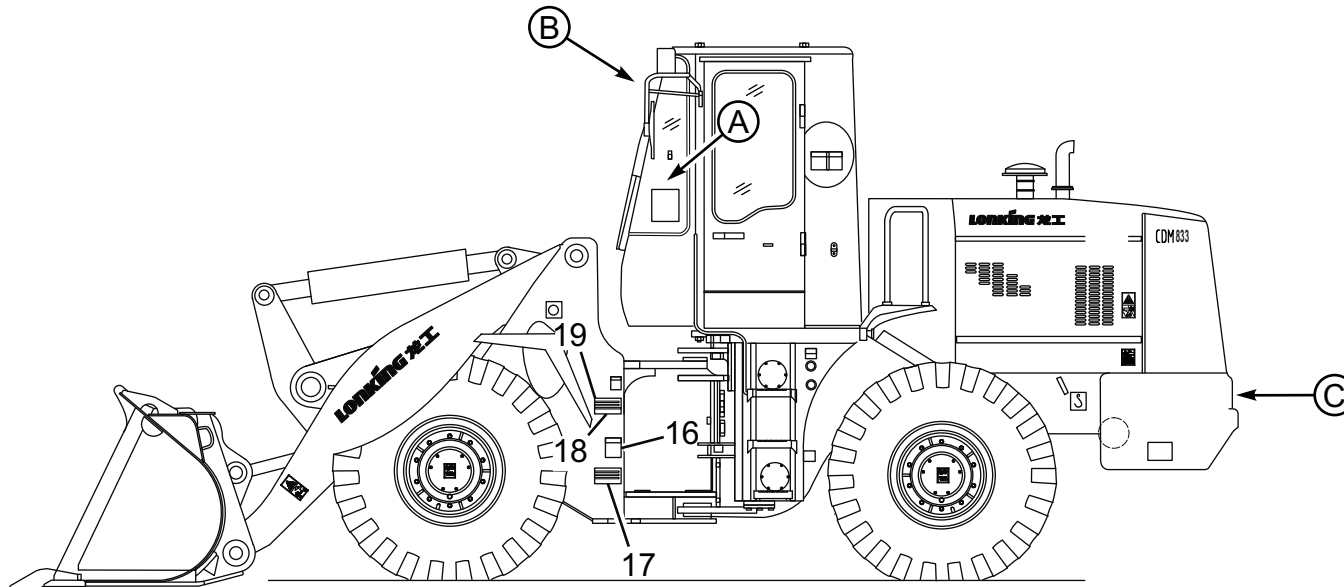
警告标示系统 Warning mark system(CDM833.14)(图 /Figure 40)



警告标示系统 Warning mark system(CDM833.14)(图 /Figure 40)

序号 Item	代号 Parts number	名称 Part Description	规格 Specification	数量 Qty	备注 Remarks
1	LG853.14-001	动臂警告标志	Lift arm warning label	2	
2	LG855.14 I -002	动臂用 “LONKING 龙工 ”	"LONKING 龙工 " on lift arm	2	
3	CDM855E.14 I -006	禁止踩踏警告标志	Do not step on it-warning label	2	
4	CDM855E.14 I -008	维修及运输警告标志	Maintain and transportation warning	1	
5	LG853.14-022	机器定检及保养要求	Maintenance and regular inspection requirement	1	
6	LG853.14-014	起动前准备工作	Points to note before starting	1	
7	LG853.14-015	警告用户	Warning	1	
8	LG855.14 I -005	机罩用 “LONKING 龙工 ”	"LONKING 龙工 " on engine hood	2	
9	LG853.14-006	电瓶接线标志	Battery connecting wire label	2	
10	LG853.14-007	风扇警告标志	Fan warning label	2	
11	CDM833.14-001	后罩标志	Rear hood label	2	
12	LG853.14-010	储气罐警告标志	Air tank warning label	1	
13	LG853.14-011	起吊标志	Lifting label	1	
14	CDM855E.14 I -010	轮边减速警告标志	Wheel side reduction warning label	4	
15	LG853.14-012	液压油标识	Hydraulic oil label	1	

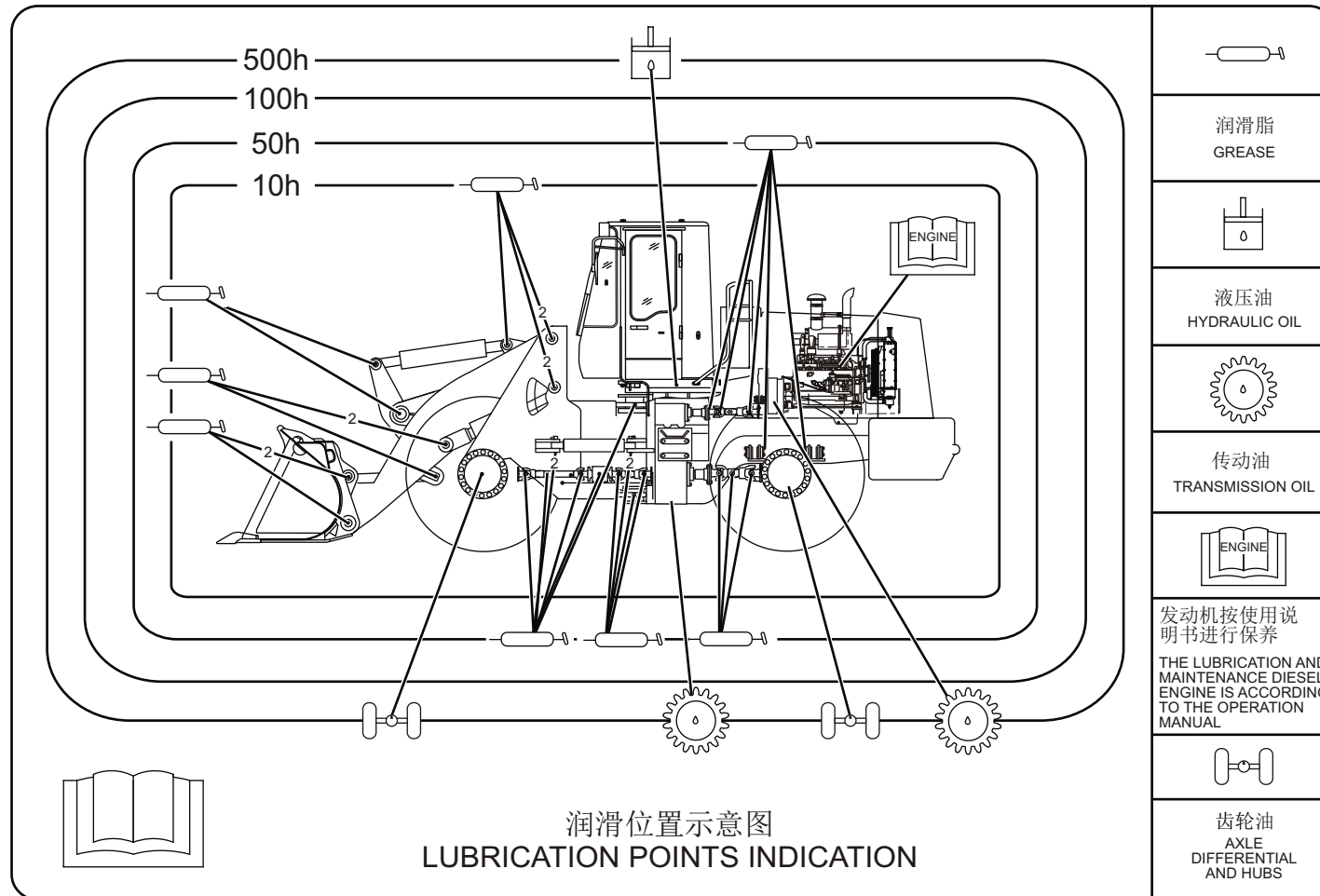
警告标示系统 Warning mark system(CDM833.14)(图 /Figure 40)



警告标示系统 Warning mark system(CDM833.14)(图 /Figure 40)

序号 Item	代号 Parts number	名称 Part Description		规格 Specification	数量 Qty	备注 Remarks
16	LG853.14-003	铰接安全标志	Articulation safety label		2	
17	CDM835E.14-001	黄油嘴分布图	Grease fitting distribution map		1	
18	CDM833.14-002	铭牌	Name plate		1	
19	GB/T12618	开口型扁圆头抽芯铆钉	Mushroom head break mandrel blind rivets	Φ4 × 13	8	
20	LG853.14-017	燃油标识	Fuel label		1	
21	LG853.14-016	工作装置操纵标识	Implement control label		1	
22	CDM855E.14 I -007	离座警告标志	Safe parking warning label		1	
23	LG853.14-015	警告用户	Warning		1	
24	LG853.14-023	注意事项	Caution		1	
25	CDM855E.14 I -009	机体焊接警告标志	Machine welding warning label		1	
26	LG833.14 III -001	档位标识	Gear label		1	
27	LG853.14-014	起动前准备工作	Points to note before starting		1	
28	CDM855E.14 I -005	倒车警告标志	Back up warning label		1	
29	LG855.14 I -019	配重后 "LONKING 龙工 "	"LONKING 龙工 " on counterweight		1	

润滑点分布图 Greasing points indication layout (图 /Figure 41)



R	RED
L	BLUE
N	BROWN
Y	YELLOW
V	PURPLE
S	GREY
W	WHITE
B	BLACK
G	GREEN
P	PINK
O	ORANGE

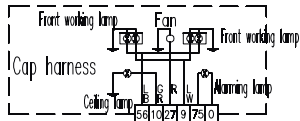
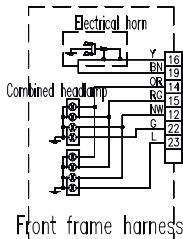
Flash spot code	1	2	3	4	5
OFF lock	○	○	○	○	○
Ignition	○	○	○	○	○
Ignition	○	○	○	○	○
Ignition	○	○	○	○	○
Ignition	○	○	○	○	○

Flash spot code	OFF	1	2	3	4	5	Function
1	○	○	○	○	○	○	Blow fan 1
2	○	○	○	○	○	○	Blow fan 2
3	○	○	○	○	○	○	Blow fan 3
4	○	○	○	○	○	○	Blow fan 4
5	○	○	○	○	○	○	Blow fan 5

Flash spot code	OFF	1	2	3	4	5	Function
9	○	○	○	○	○	○	Blow fan 7
11	○	○	○	○	○	○	Blow fan 8
12	○	○	○	○	○	○	Blow fan 9
10	○	○	○	○	○	○	Blow fan 10
13	○	○	○	○	○	○	Blow fan 11
14	○	○	○	○	○	○	Blow fan 12

Code	R	N	L	W	B	G	Y	P	Function
5	○	○	○	○	○	○	○	○	Blow fan 13
6	○	○	○	○	○	○	○	○	Blow fan 14
7	○	○	○	○	○	○	○	○	Blow fan 15
8	○	○	○	○	○	○	○	○	Blow fan 16
15	○	○	○	○	○	○	○	○	Blow fan 17

Combined switch logic table



Instrument panel harness

