

# ***TYM T430 / T450***



**TONGYANG MOOLSAN CO., LTD.**


# Important tips of Parts Catalogue

We thank you for your purchasing our product, manufactured under strict quality control, by gathering plenty of experiences and new technology, designed for a comfort and pleasant work.

## 1. Part Composition

This catalogue deals with engine and chassis.

Detailed classifications are listed in the following page.



## 2. For locating parts easily, Please Note:

A. If you know the assembly where the part is used.

- Refer to the relevant figure from the identifying group symbol illustration,
- Locate the relevant chapter
- Refer to the particular chapter desired.

## 3. For ordering parts

To obtain spare parts please contact your nearest dealer and give him the details listed below.

Tractor Model : Tractor T430  
Tractor Serial Number : W050000  
Part Number : 16001032000  
Description : Air cleaner assembly  
Quantity required: 1

Serial Number



## 4. For ordering PARTS CATALOGUE

This is Priced item and one is to order the same on part No. 1250 950 001 0

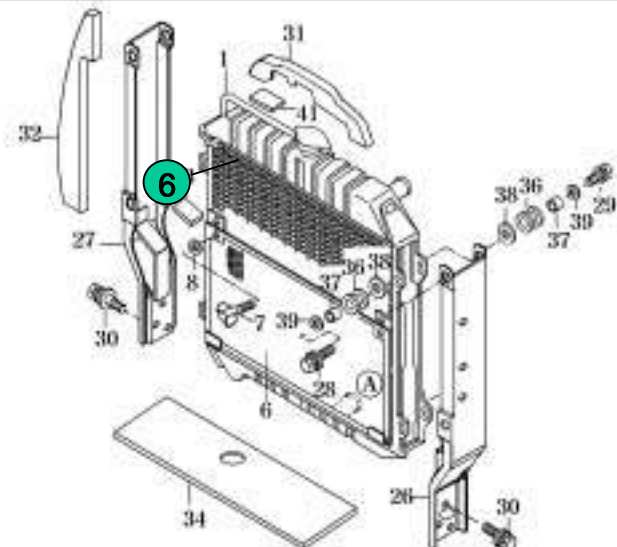
This supersedes all our editions.

Note) When replacing parts, please use original spare parts to be sure of the performance and the longer life of the product

The information in this catalogue may at any time be modified without a prior notice for the improvement of performance, please consult our spare parts dept. for the detailed inquiry.

## 5. How to use parts catalogue

<b>FIG 023</b> <span style="border: 1px solid black; border-radius: 50%; padding: 2px;">2</span>	<b>RADIATOR</b> <span style="border: 1px solid black; border-radius: 50%; padding: 2px;">3</span>	P1 <span style="border: 1px solid black; border-radius: 50%; padding: 2px;">4</span>	Month/Year <span style="border: 1px solid black; border-radius: 50%; padding: 2px;">5</span> 07 / 03	
---	--	---	--	---



NOTE	<span style="border: 1px solid black; border-radius: 50%; padding: 2px;">13</span>
------	--

<b>FIG 023</b> <span style="border: 1px solid black; border-radius: 50%; padding: 2px;">2</span>	<b>RADIATOR</b> <span style="border: 1px solid black; border-radius: 50%; padding: 2px;">3</span>	P1 <span style="border: 1px solid black; border-radius: 50%; padding: 2px;">4</span>	Month / Year <span style="border: 1px solid black; border-radius: 50%; padding: 2px;">5</span> 07 / 03	
---	--	---	--	---

KEY NO	PART NO	PART NAME	SPEC	QTY	REPAIR	FIG SERIAL NO	REMARKS
023 001	145710-02001	RADIATOR SET		1			
023 002	145710-02101	RADIATOR SET		1			
023 003	145710-02171	SHROUD		1			
023 006	145710-02301HB	NET COMP		1			
<span style="border: 1px solid black; border-radius: 50%; padding: 2px;">6</span>	<span style="border: 1px solid black; border-radius: 50%; padding: 2px;">7</span>	<span style="border: 1px solid black; border-radius: 50%; padding: 2px;">8</span>	MSX12 <span style="border: 1px solid black; border-radius: 50%; padding: 2px;">9</span>	<span style="border: 1px solid black; border-radius: 50%; padding: 2px;">10</span>	<span style="border: 1px solid black; border-radius: 50%; padding: 2px;">11</span>	<span style="border: 1px solid black; border-radius: 50%; padding: 2px;">12</span>	<span style="border: 1px solid black; border-radius: 50%; padding: 2px;">14</span>

NOTE	<span style="border: 1px solid black; border-radius: 50%; padding: 2px;">13</span>
------	--

**Group Indication** : Indicate the relevant location of the part with a symbol illustration.

**Figure Number**: Indicate the relevant section of the machine with a figure number.

**Section Name** : Indicate the section name of the machine

**Section Page** : Page number of the section in this catalogue.

**Date** : Show the Month/Year of the section made or updated

**Key number** : Indicating number of each parts in the illustration.

The part number starting with V or M means it is TYM's standard part

The alphabet at the end of part number means the status of material or the color of paint

**Legend** : M:Machining, DG:Black, BR:Bright Red, SW:Summer White , MS:Metallic Silver DD:Heat proof Black, PB:Pure Black TY: Tangerine Yellow etc

**Description** : Description of a part, Abbreviation means as follows.

- Indicate the mixture condition of a part

**ASSY** : Assembly with a mixture of several parts, so can be broke up retaining their original form

**COMP** : Assembly with a mixture of several parts, but can not be broke up retaining their original form

**SUB** : mean the same as ASSY but used in lower level in aid.

**SET** : Part consist of ASSY, COMP, and part(s) as a group

- Indicate the location of a part

**LH** : Left, **RH** : Right, **FR**: Front, **RR**: Rear, **UPR**: Upper, **LOW**: Lower

**Type** : Type of the standard items like bolt or nut

**Quantity** : Total quantity of the part referred to in the page.

Symbol below indicate options. So, show the quantity of each option.

Note) AR means as requested quantity.

**Repair Parts consumption frequency class**: indicate the level of a part in aid of stocking spares, anticipating the service requirements.

**A** :Fast moving part(frequently required)

**B** :Medium moving part (sometimes required)

**C** :Slow moving part(rarely required)

**Modification** :

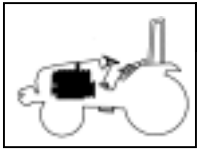
**Month/Year~** : From which the change starts

**~ Month/Year** : To which the part installed

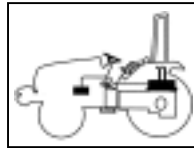
**Notes** : explain some reference data

**Remark** : indicate reference data or abbreviation in the content.

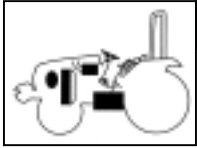
# ENGINEERING GROUP INDEX



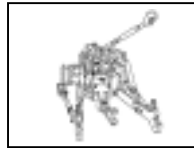
**1** ENGINE



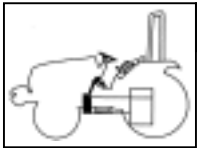
**8** HYDRAULICS



**2** E/G ACCESSORIES&CONTROL



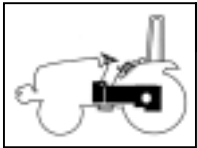
**9** 3- POINT LINK



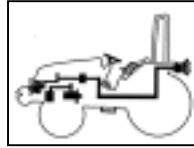
**3** CLUTCH & CONTROL



**10** SHEET METAL & SEAT




**4** TRANSMISSION & REAR AXLE




**11** ELECTRICALS & HARNESS



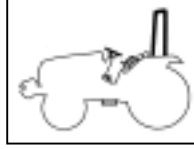
**5** BRAKE & CONTROL



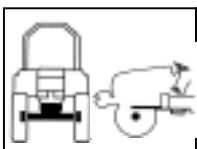
**12** WEIGHT, LABEL& TOOLS




**6** TIRE,RIM & POWER STEERING



**13** R.O.P.S



**7** FRONT AXLE,SUPPORTER&  
DRIVE SHAFT



**14** NUMERICAL INDEX

# CONTENTS

## ENGINE

### 1 ENGINE(V2203-M) PART NO : 1250 100 001 0 (Tier 2)

FIG 001 CRANK CASE	70
FIG 002 OIL PAN	72
FIG 003 CYLINDER HEAD	74
FIG 004 GEAR CASE	76
FIG 005 HEAD COVER	78
FIG 006 OIL FILTER	80
FIG 007 DIPSTICK & GUIDE	82
FIG 008 OIL PUMP	84
FIG 015 OIL FILLER FLANGE	86
FIG 100 MAIN BEARING CASE	88
FIG 101 CAMSHAFT & IDLE SHAFT	90
FIG 102 PISTON & CRANKSHAFT	92
FIG 105 FUEL CAMSHAFT & GOVERNOR SHAFT	94
FIG 200 ENGINE STOP LEVER	96
FIG 201 STOP SOLENOID	98
FIG 202 INJECTION PUMP	100
FIG 204 GOVERNOR	102
FIG 205 SPEED CONTROL PLATE	104
FIG 206 NOZZLE HOLDER & GLOW PLUG	106
FIG 301 FUEL PUMP (MECHANICAL)	108
FIG 402 FAN DRIVE PULLEY	110
FIG 404 FLYWHEEL	112
FIG 406 OIL SWITCH & PLUG	114
FIG 500 WATER FLANGE & THERMOSTAT	116
FIG 501 WATER PUMP	118
FIG 504 ALTERNATOR & FAN	120
FIG 600 VALVE & ROCKER ARM	122
FIG 601 INLET MANIFOLD	124
FIG 602 EXHAUST MANIFOLD	126
FIG 808 ACCESSORIES & SERVICE PARTS	128
FIG 809 LABEL	130

# CHASSIS

## 2 ENGINE ACCESSORIES & CONTROL

FIG 022 AIR CLEANER	136
FIG 023 RADIATOR	138
FIG 024 MUFFLER	140
FIG 025 FUEL TANK	142
FIG 027 ACCELERATOR	144

## 3 CLUTCH & CONTROL

FIG 029 CLUTCH	150
FIG 030 CLUTCH PEDAL	152

## 4 TRANSMISSION & REAR AXLE

FIG 031 TRANSMISSION FRONT CASE	158
FIG 032 INPUT & COUNTER GEAR	160
FIG 033 MAIN CHANGE GEARS	162
FIG 034 REVERSE GEARS	164
FIG 036 P.T.O DRIVE SHAFT	166
FIG 037 MAIN CHANGE LEVER	168
FIG 038 REVERSE CHANGE LEVER	170
FIG 039 TRANSMISSION MID CASE	172
FIG 043 TRANSMISSION REAR CASE	174
FIG 044 SUB CHANGE GEARS	176
FIG 045 SUB CHANGE LEVER	178
FIG 047 4WD DRIVE GEARS	180
FIG 050 4WD CHANGE LEVER	182

## CHASSIS

FIG 051 P.T.O CHANGE GEARS-----	184
FIG 051A P.T.O CHANGE GEARS-----	186
FIG 051B P.T.O CHANGE GEARS-----	188
FIG 052 P.T.O CHANGE LINKAGE-----	190
FIG 052A P.T.O CHANGE LINKAGE-----	192
FIG 052B P.T.O CHANGE LINKAGE-----	194
FIG 053 P.T.O CHANGE LEVER-----	196
FIG 053A P.T.O CHANGE LEVER-----	198
FIG 054 REAR DIFFERENTIAL GEARS-----	200
FIG 055 REAR AXLE & HOUSINGS-----	202

## 5 BRAKE & CONTROL

FIG 056 BRAKE & HAND BRAKE-----	208
FIG 056A BRAKE-----	210
FIG 057 BRAKE PEDAL & LINKAGE-----	212

## 6 TIRE, RIM & POWER STEERING

FIG 058 REAR WHEEL MOUNTING -----	218
FIG 059 STEERING WHEEL-----	220
FIG 062 STEERING VALVE & CYLINDER-----	222
FIG 068 FRONT WHEEL MOUNTING-----	224

## 7 FRONT AXLE

FIG 063 FRONT AXLE BRACKET -----	230
FIG 064 FRONT DIFFERENTIAL GEARS & SHAFT-----	232
FIG 065 FRONT AXLE HOUSING -----	234
FIG 066 FRONT GEAR CASE (1)-----	236
FIG 067 FRONT GEAR CASE (2)-----	238



# CHASSIS

## 8 HYDRAULIC

FIG 061 GEAR PUMP	244
FIG 069 CYLINDER CASE	246
FIG 070 LIFT ARM	248
FIG 071 CYLINDER	250
FIG 073 POSITION LINK	252
FIG 075 CONTROL VALVE	254
FIG 076 DRAFT LINK	256
FIG 077 POSITION & DRAFT LEVER	258
FIG 081 HYDRAULIC PIPE(1)	260
FIG 082 HYDRAULIC PIPE(2)	262
FIG 082A HYDRAULIC PIPE(2)	264
FIG 083 P. T.O VALVE & RELIEF VALVE	266
FIG 128 EXTERIOR HYD.VALVE	268

## 9 3-P LINK

FIG 084 3-P LINK BRACKET	274
FIG 085 HITCH & 3-POINT LINK	276
FIG 086 LOWER LINK & LIFT ROD	280

## 10 SHEET METAL, CAB MOUNTING & SEAT

FIG 090 BONNET(1)	286
FIG 091 BONNET(2)	290
FIG 092 SIDE COVER	292
FIG 093 FENDER & MUDGUARD	294
FIG 095 SEAT	296
FIG 095A SEAT	298
FIG 096 FRONT & REAR MOUNTING	300
FIG 097 FLOOR	302
FIG 098 FRONT GLASS & MIRROR	304

# CHASSIS

## 11 ELECTRICALS & HARNESS

FIG 099 BATTERY & MOUNTING	-310
FIG 100 LIGHT	-312
FIG 100A LIGHT	-314
FIG 101 INSTRUMENT PANEL	-316
FIG 102 ELECTRIC SYSTEM	-318
FIG 105 P.T.O CONTROL SWITCH	-320
FIG 106 HARNESS (1)	-322
FIG 108 HARNESS (2)	-324

## 12 WEIGHT, LABEL & TOOLS

FIG 124 TOOL & ACCESSORY	-330
FIG 157 WEIGHT	-332
FIG 158 LABEL	-334
FIG 158 LABEL	-336

## 13 R.O.P.S

FIG 112 R.O.P.S	-342
-----------------	------

## 14 NUMERICAL INDEX

ENGINE(V2203B)	-347
ENGINE(V2203-M)	-351
CHASSIS	-354

# ENGINE

## 1 ENGINE(V2203-M) PART NO : 1250 100 001 0 (Tier 2)

FIG 001	CRANK CASE	70
FIG 002	OIL PAN	72
FIG 003	CYLINDER HEAD	74
FIG 004	GEAR CASE	76
FIG 005	HEAD COVER	78
FIG 006	OIL FILTER	80
FIG 007	DIPSTICK & GUIDE	82
FIG 008	OIL PUMP	84
FIG 015	OIL FILLER FLANGE	86
FIG 100	MAIN BEARING CASE	88
FIG 101	CAMSHAFT & IDLE SHAFT	90
FIG 102	PISTON & CRANKSHAFT	92
FIG 105	FUEL CAMSHAFT & GOVERNOR SHAFT	94
FIG 200	ENGINE STOP LEVER	96
FIG 201	STOP SOLENOID	98
FIG 202	INJECTION PUMP	100
FIG 204	GOVERNOR	102
FIG 205	SPEED CONTROL PLATE	104
FIG 206	NOZZLE HOLDER & GLOW PLUG	106
FIG 301	FUEL PUMP (MECHANICAL)	108
FIG 402	FAN DRIVE PULLEY	110
FIG 404	FLYWHEEL	112
FIG 406	OIL SWITCH & PLUG	114
FIG 500	WATER FLANGE & THERMOSTAT	116
FIG 501	WATER PUMP	118
FIG 504	ALTERNATOR & FAN	120
FIG 600	VALVE & ROCKER ARM	122
FIG 601	INLET MANIFOLD	124
FIG 602	EXHAUST MANIFOLD	126
FIG 808	ACCESSORIES & SERVICE PARTS	128
FIG 809	LABEL	130

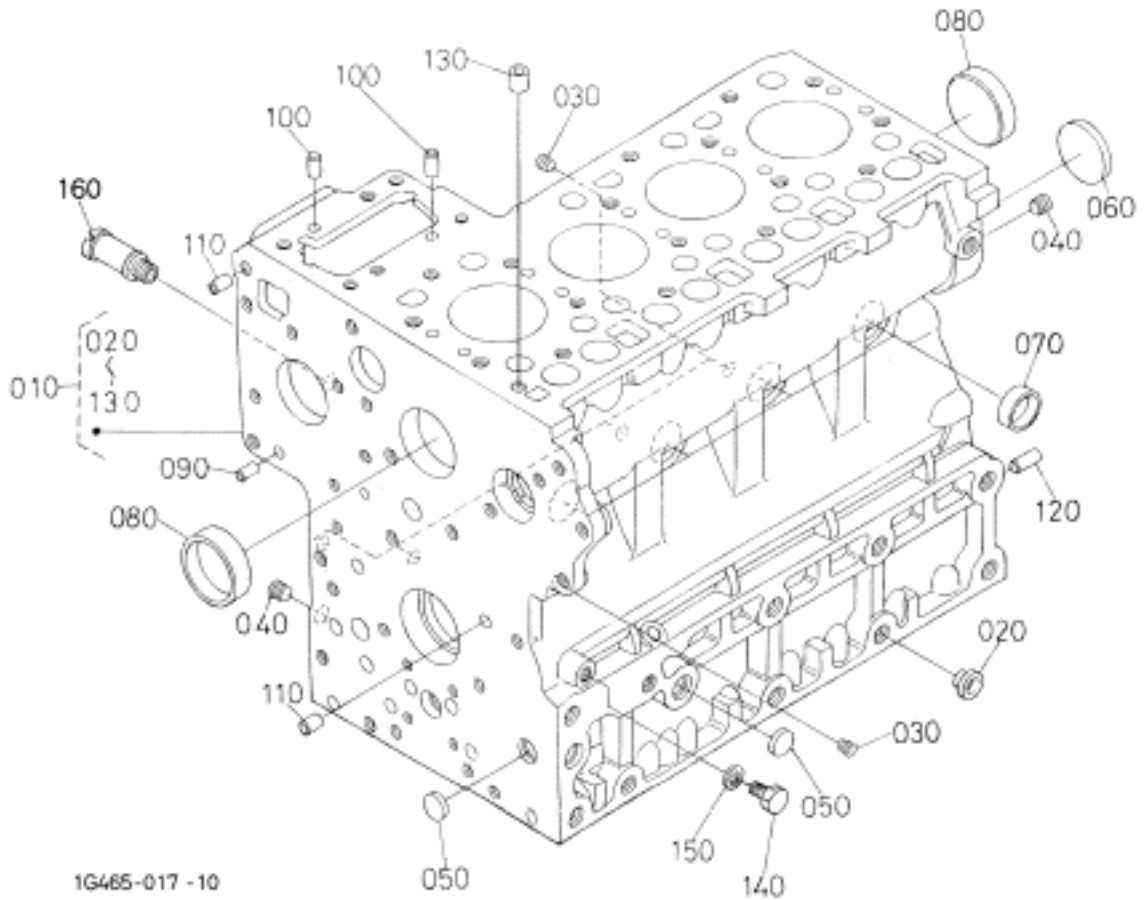
FIG 001

CRANK CASE

P1

Month/Year

05 / 2004



NOTE

V2203-M



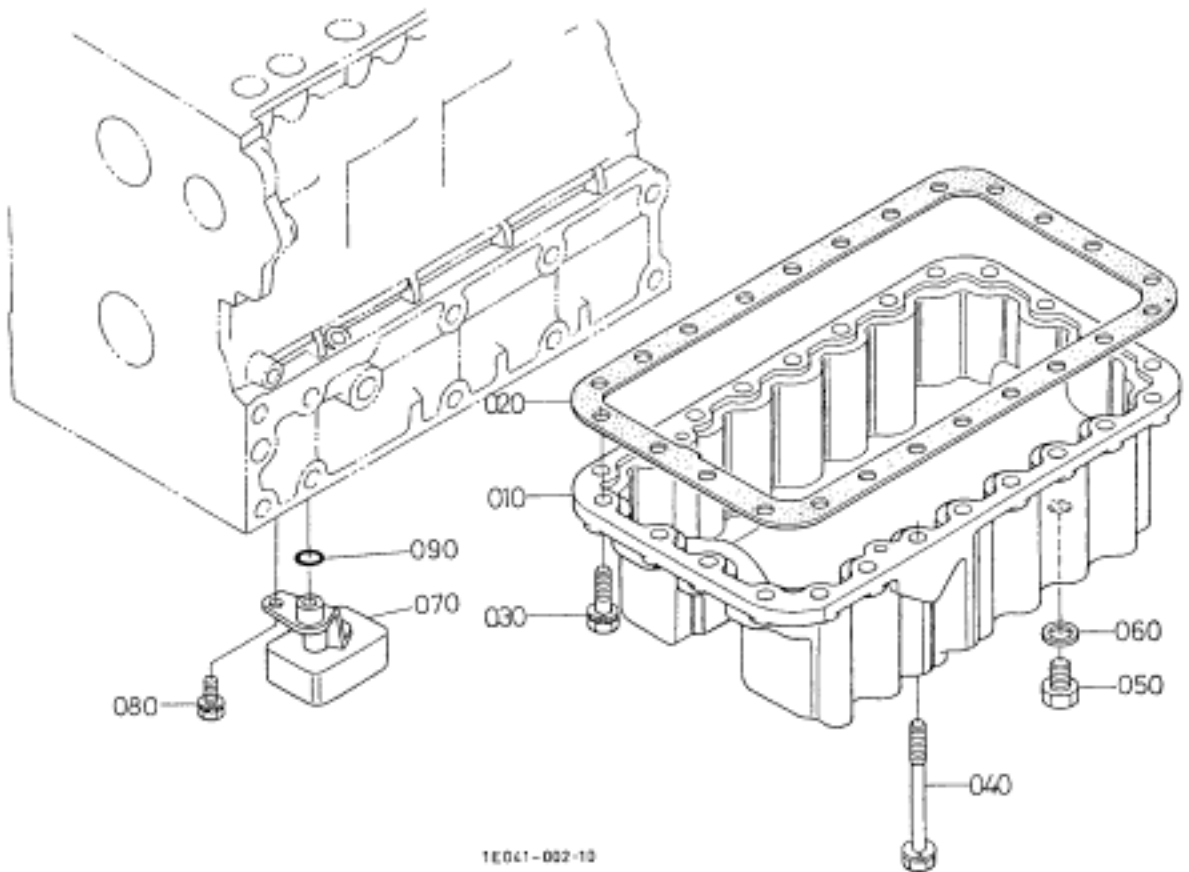
FIG 002

OIL PAN

P1

Month/Year

05 / 2004



1E041-002-10

NOTE

V2203-M



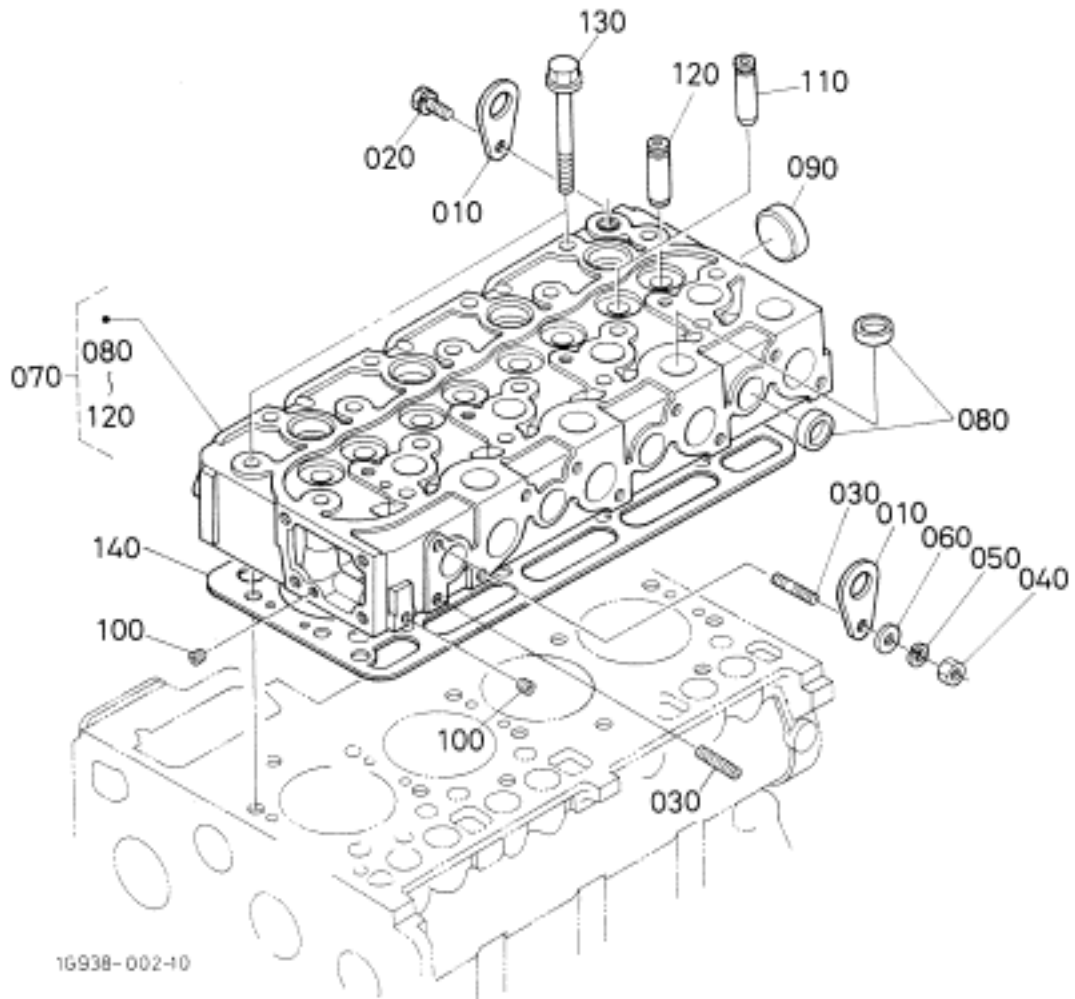
FIG 003

CYLINDER HEAD

P1

Month/Year

05 / 2004



NOTE

V2203-M





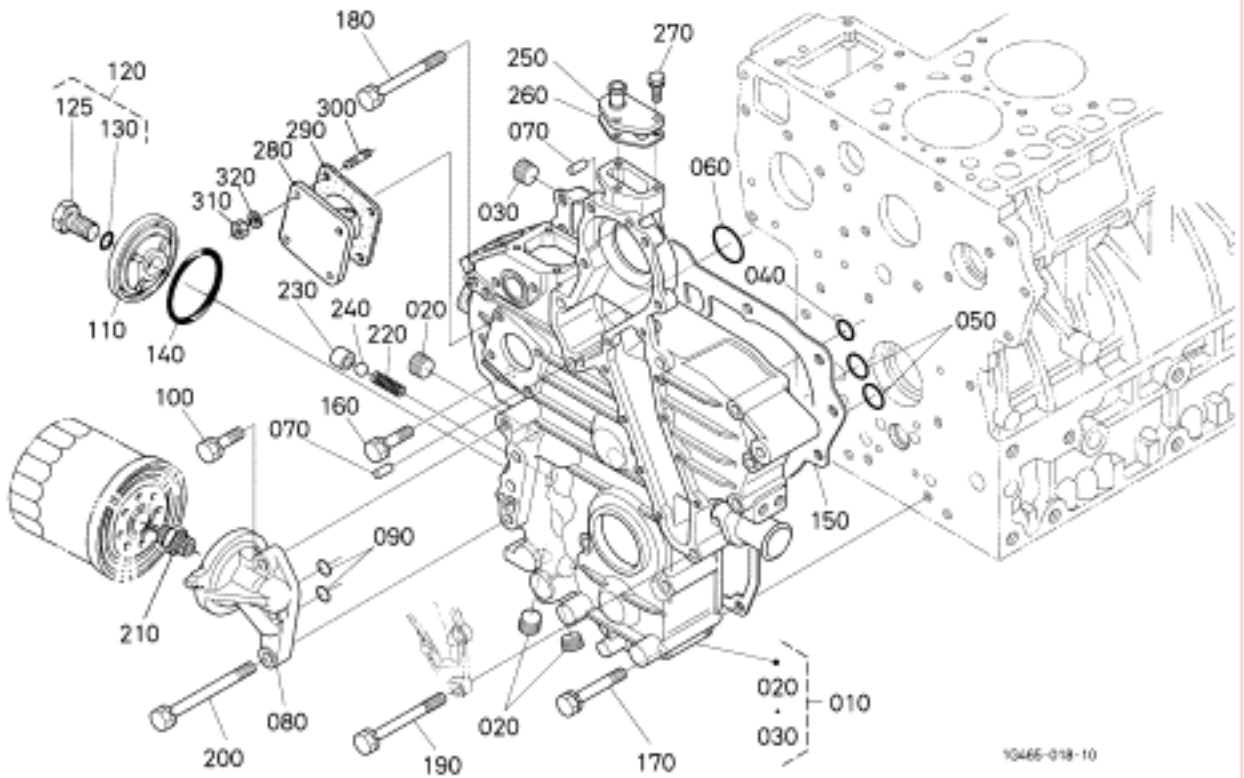
FIG 004

# GEAR CASE

P1

Month/Year

05 / 2004



NOTE

V2203-M



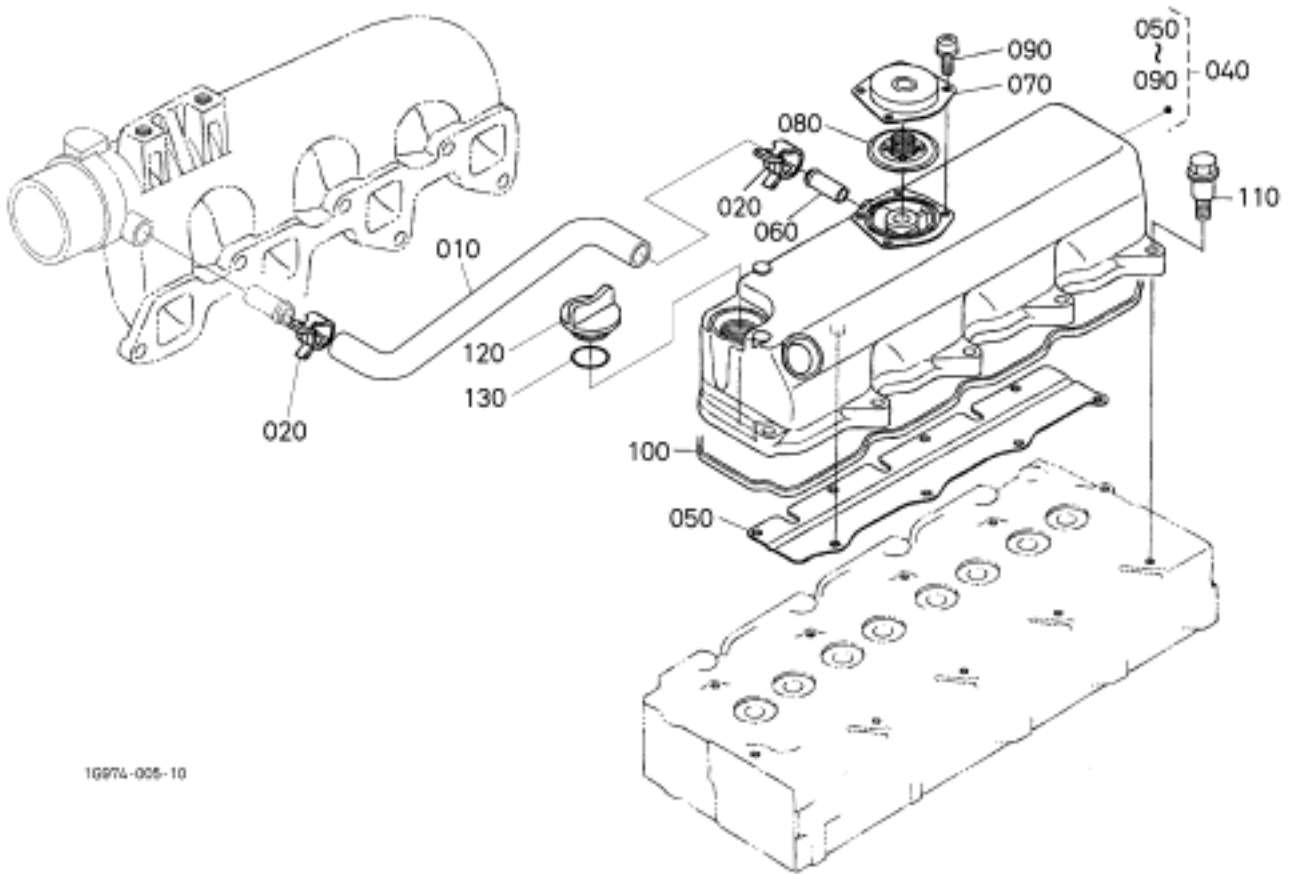
FIG 005

HEAD COVER

P1

Month/Year

05 / 2004



1G974-005-10

NOTE

V2203-M



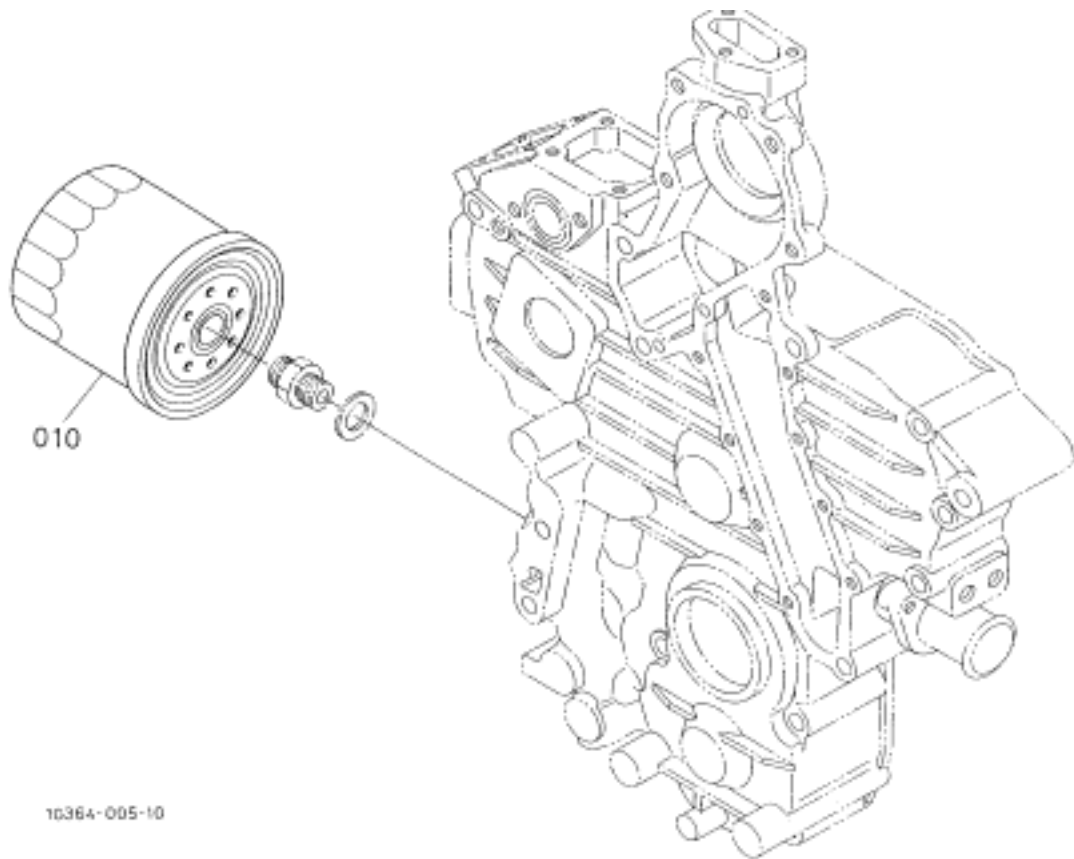
FIG 006

# OIL FILTER

P1

Month/Year

05 / 2004



NOTE

V2203 - M



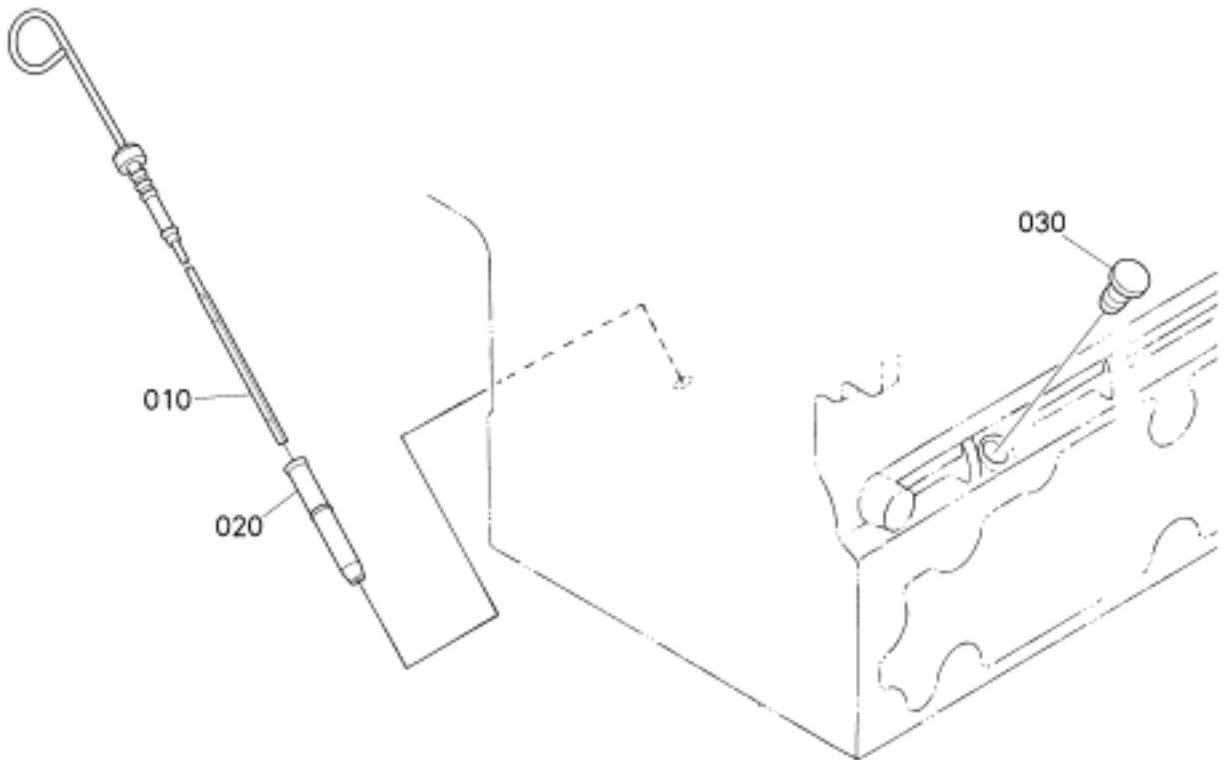
FIG 007

# DIPSTICK & GUIDE

P1

Month/Year

05 / 2004



1G465-022-10

NOTE

V2203-M



FIG 007

DIPSTICK & GUIDE

P1

Month / Year

05 / 2004



KEY NO	PART NO	PART NAME	SPEC	Q'TY	REPAIR	ENG. SERIAL NO	REMARKS
007	010	1G851-3641-3	GAUGE,OIL		1	B	
007	020	17456-3642-0	GUIDE,OIL GAUGE		1		
007	030	16414-3364-0	PLUG,OIL GAUGE		1		

NOTE

V2203 - M

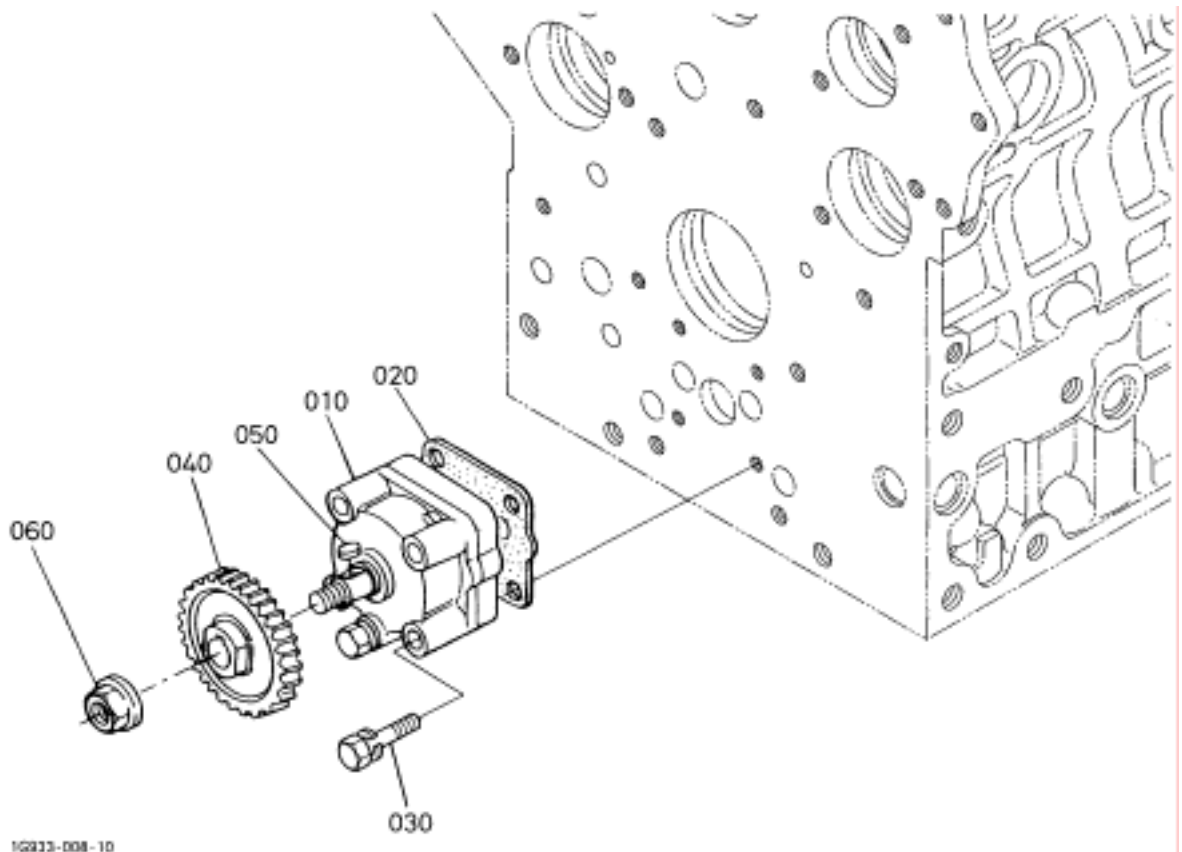
FIG 008

OIL PUMP

P1

Month/Year

05 / 2004



1G233-008-10

NOTE

V2203-M



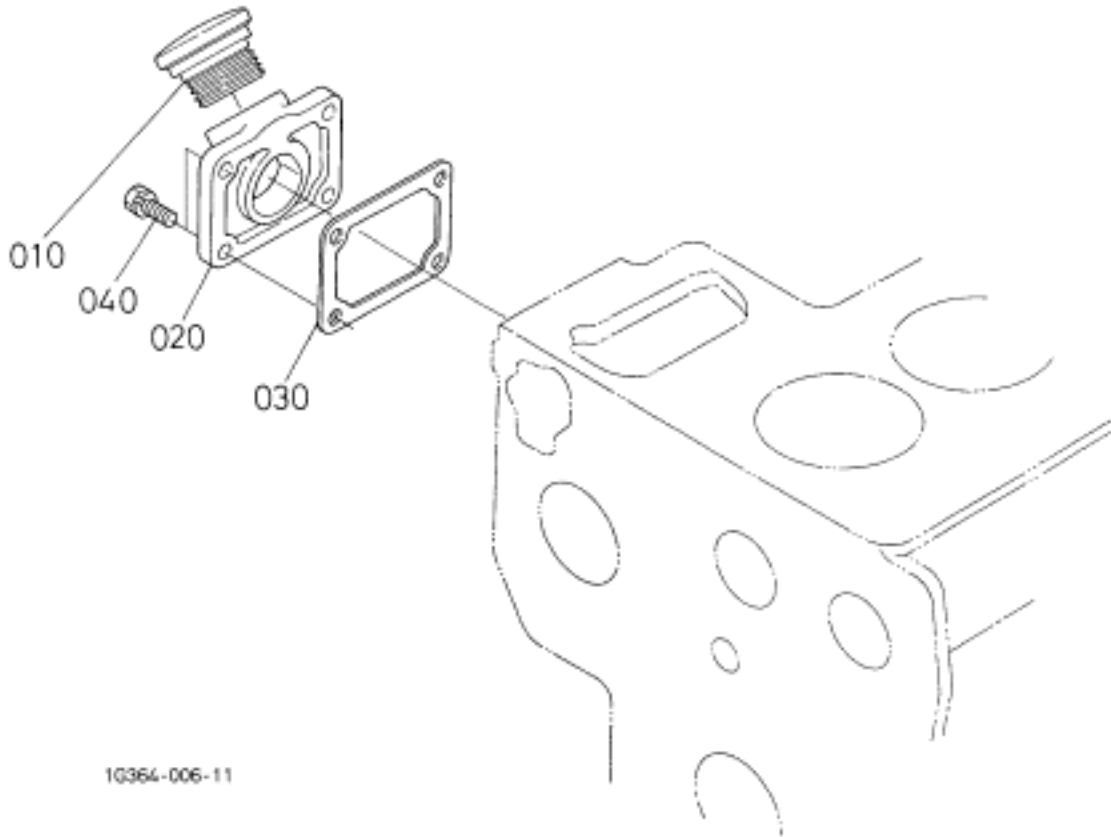
FIG 015

OIL FILLER FLANGE

P1

Month/Year

05 / 2004



NOTE

V2203-M



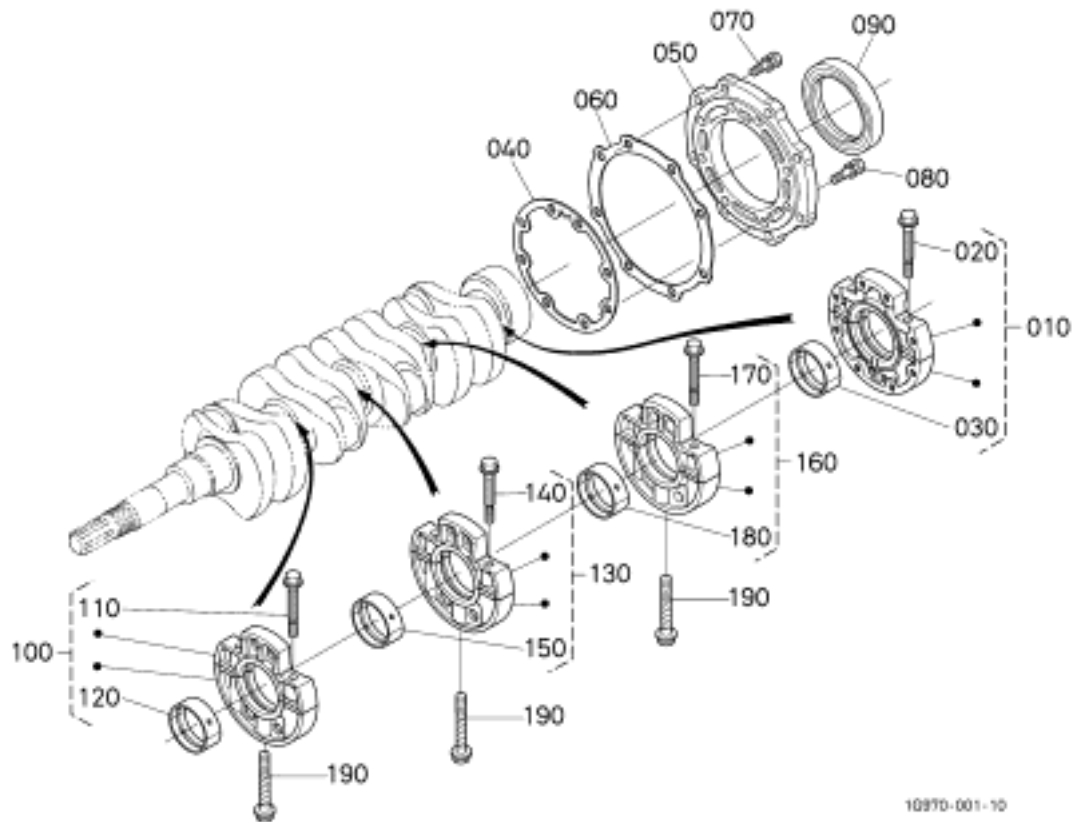
FIG 100

MAIN BEARING CASE

P1

Month/Year

05 / 2004



NOTE

V2203-M



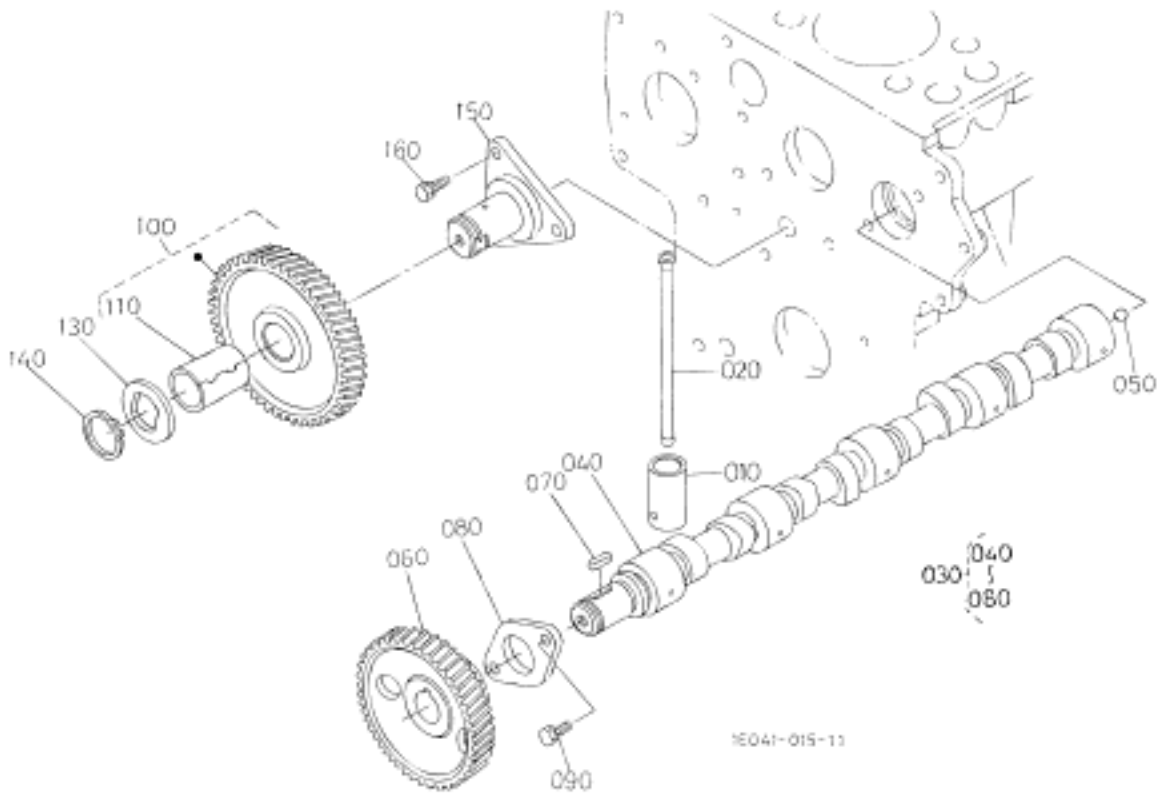
FIG 101

CAMSHAFT & IDLE GEAR SHAFT

P1

Month/Year

05 / 2004



NOTE

V2203-M



FIG 101

CAMSHAFT & IDLE GEAR SHAFT

P1

Month / Year

05 / 2004



KEY NO	PART NO	PART NAME	SPEC	Q'TY	REPAIR	ENG. SERIAL NO	REMARKS
101 010	15601-1555-0	TAPPET		8			
101 020	19013-1511-0	PUSH ROD		8			
101 030	1A091-1601-0	ASSY CAMSHAFT		1			
101 040	1A091-1615-2	CAMSHAFT		1			
101 050	07715-00401	BALL		1			
101 060	1A091-1651-3	GEAR,CAM		1			
101 070	05712-00720	KEY,FEATHER		1			
101 080	15221-1627-0	STOPPER,CAMSHAFT		1			
101 090	01123-50818	BOLT		2			
101 100	1A091-2401-0	COMP.GEAR,IDLE		1			
101 110	17331-2498-0	BUSH,IDLE GEAR		1			
101 120	----	BLANK		-			
101 130	1A021-2437-0	COLLAR		1			
101 140	15451-9540-0	CIR CLIP,EXTERNAL		1			
101 150	1A021-2425-0	SHAFT,IDLE GEAR		1			
101 160	01123-50818	BOLT		3			

NOTE V2203 - M

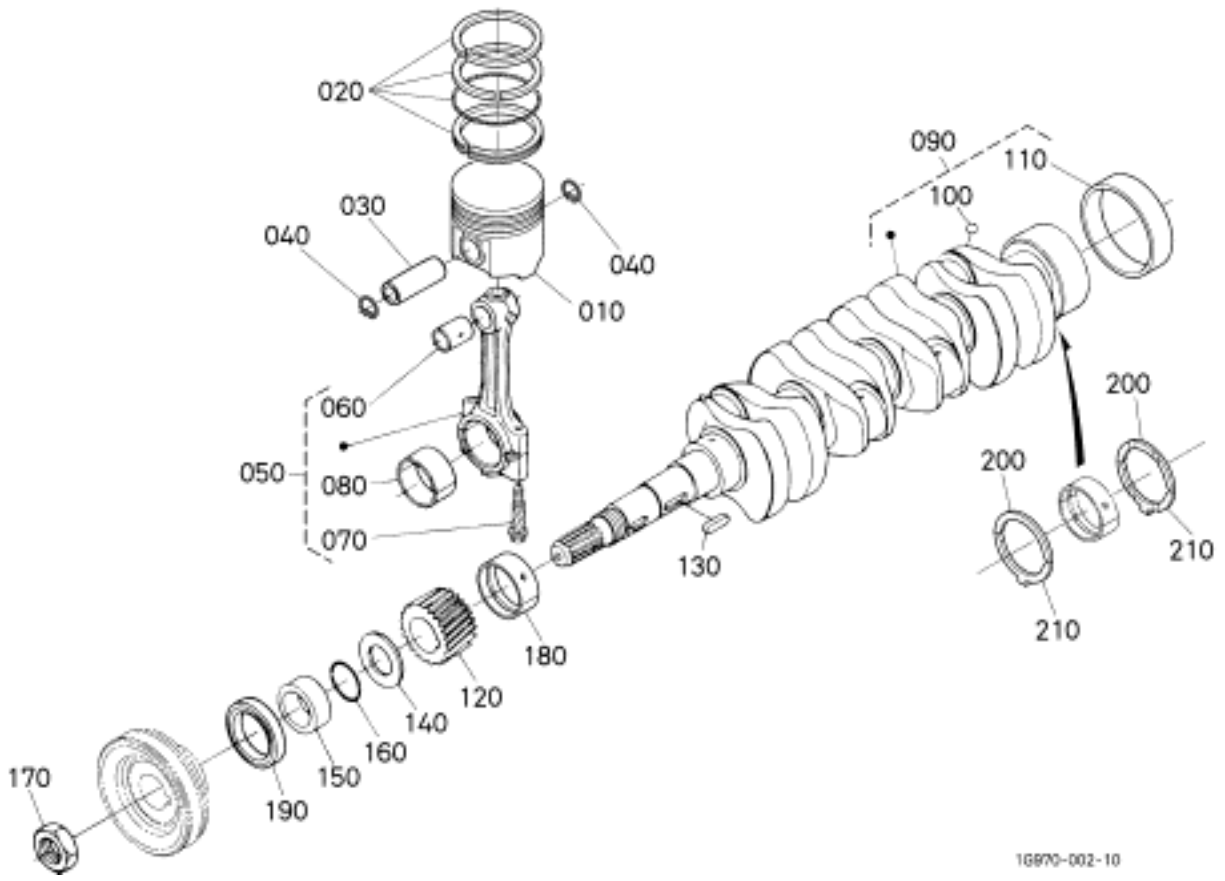
FIG 102

PISTON & CRANKSHAFT

P1

Month/Year

05 / 2004



16970-002-10

NOTE

V2203-M



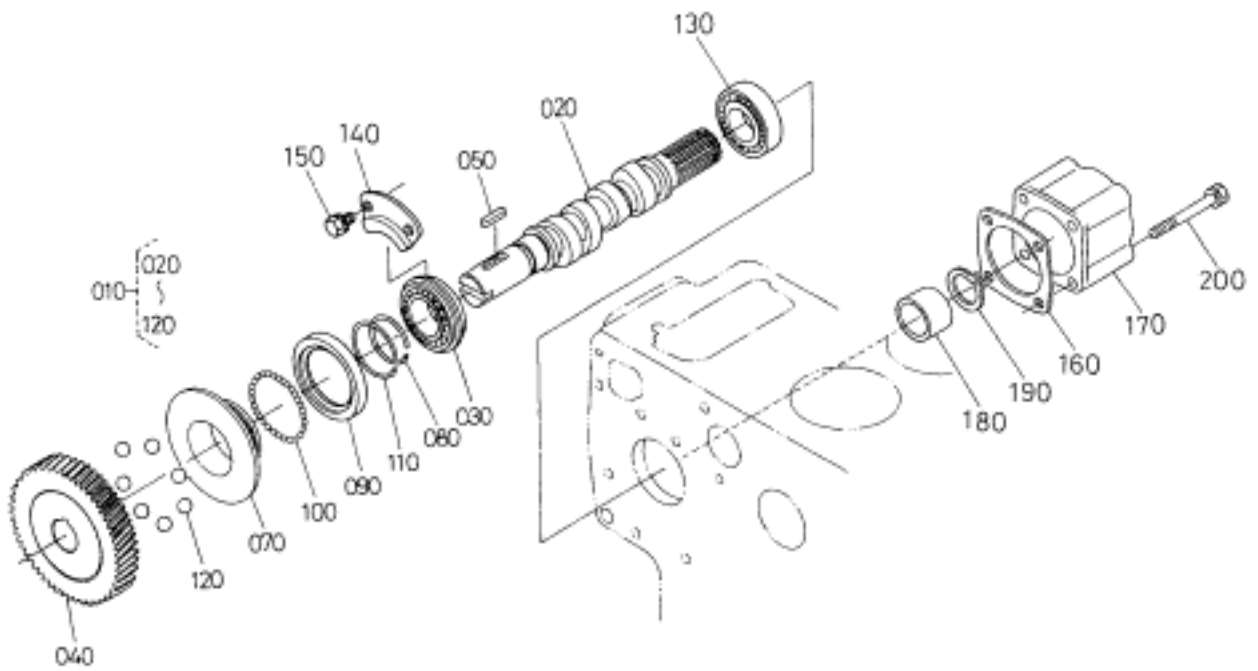
FIG 105

FUEL CAMSHAFT & GOVERNOR SHAFT

P1

Month/Year

05 / 2004



NOTE

V2203 - M



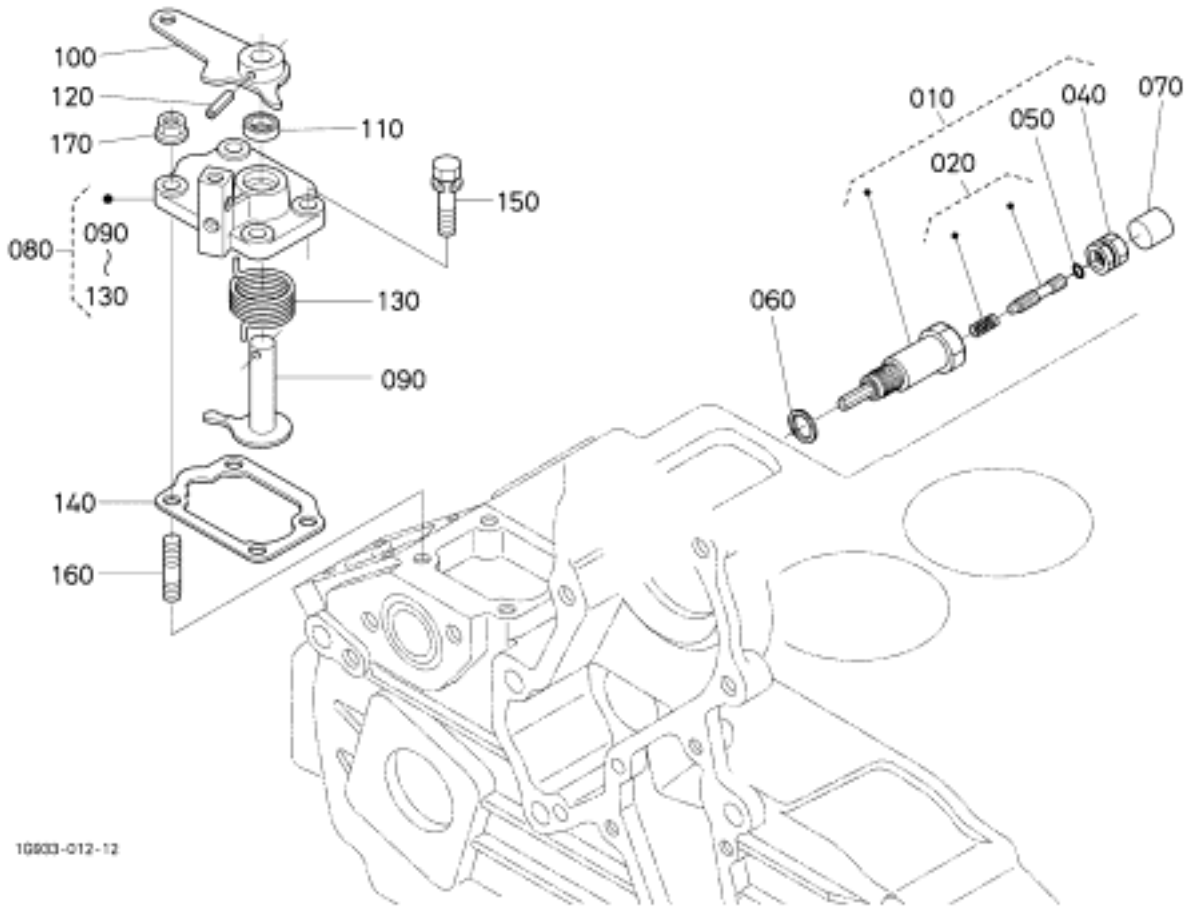
FIG 200

# ENGINE STOP LEVER

P1

Month/Year

05 / 2004



10903-012-12

NOTE

V2203-M



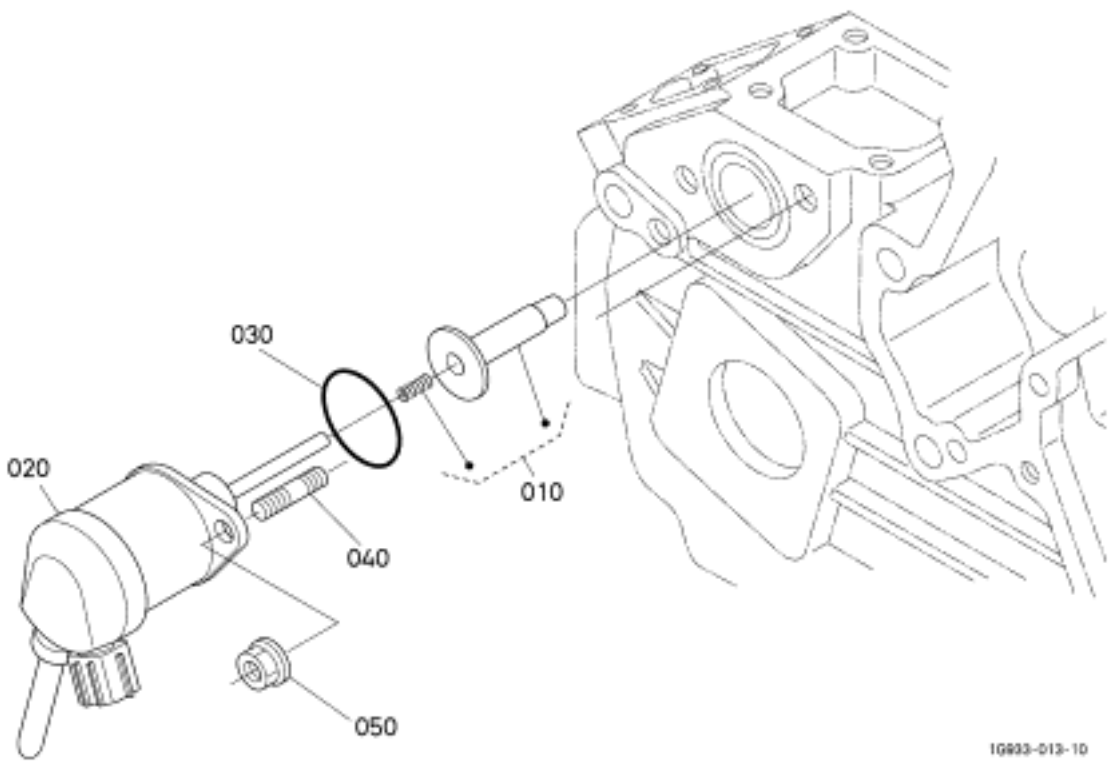
FIG 201

# STOP SOLENOID

P1

Month/Year

05 / 2004



1G933-013-10

NOTE

V2203-M





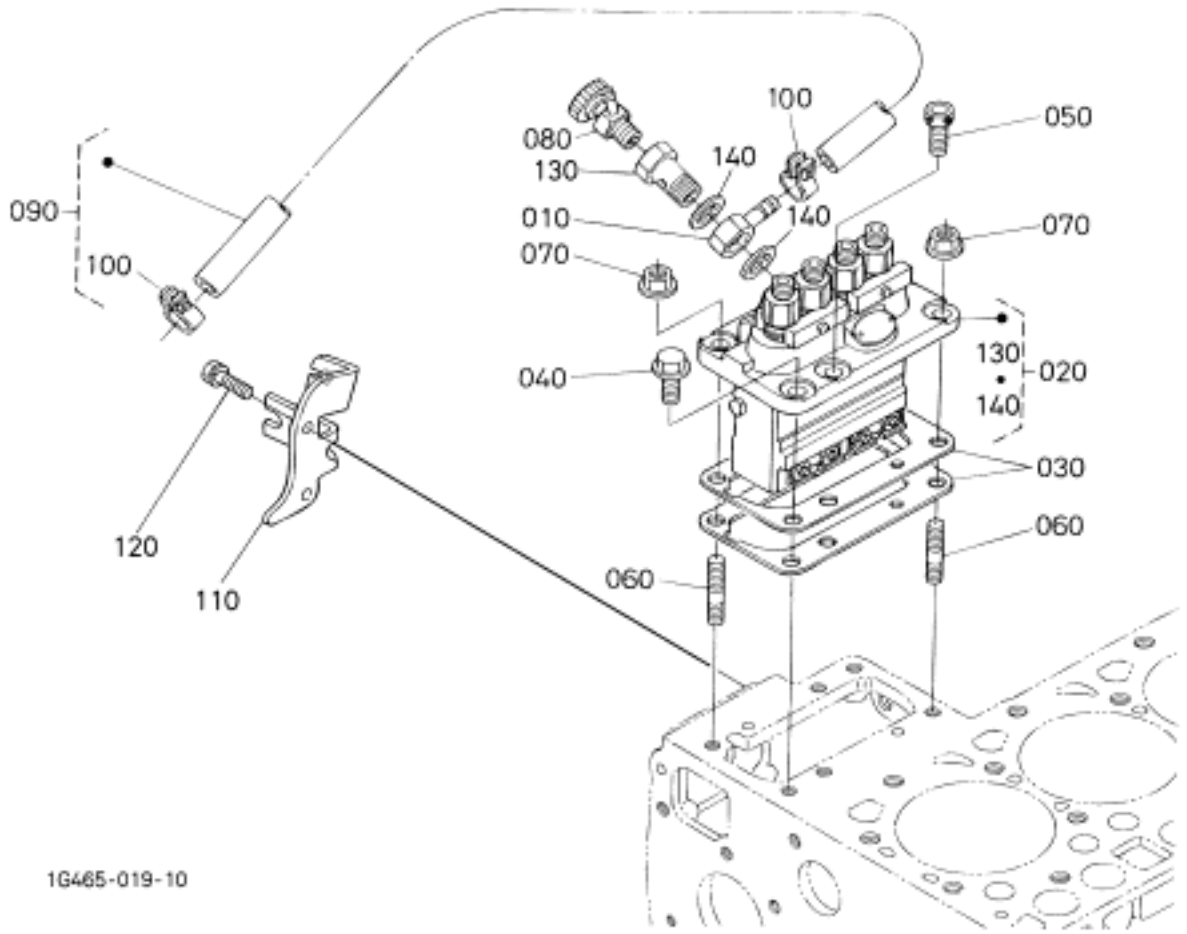
FIG 202

# INJECTION PUMP

P1

Month/Year

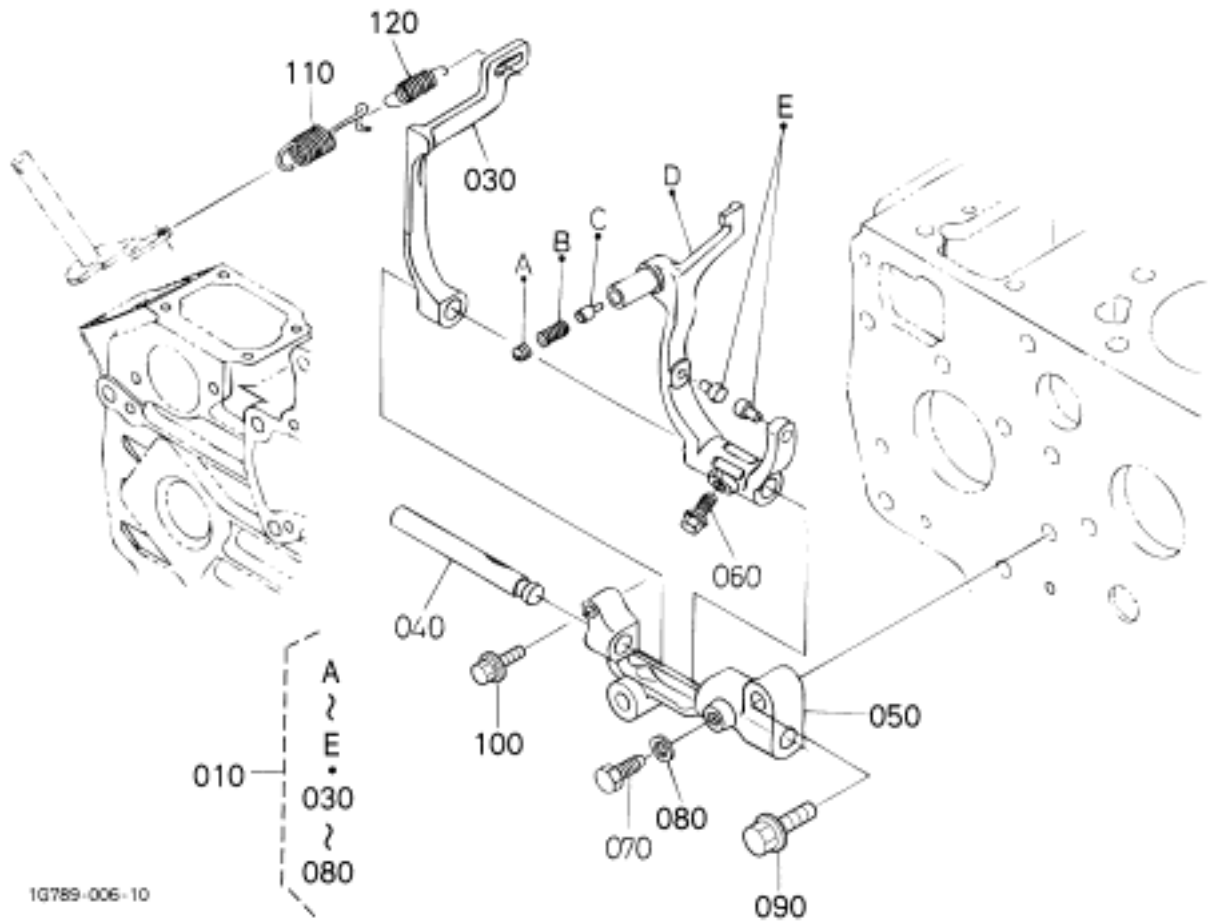
05 / 2004



NOTE

V2203 - M







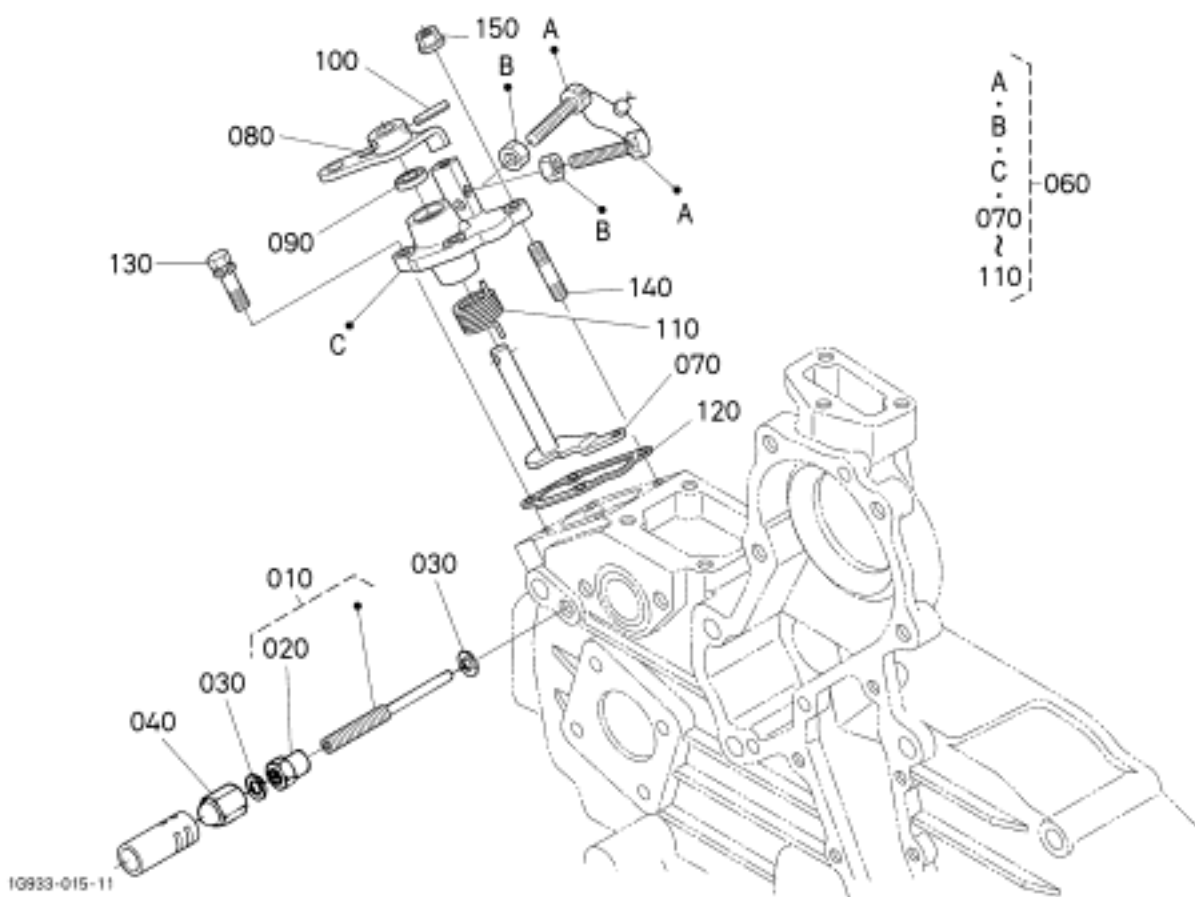




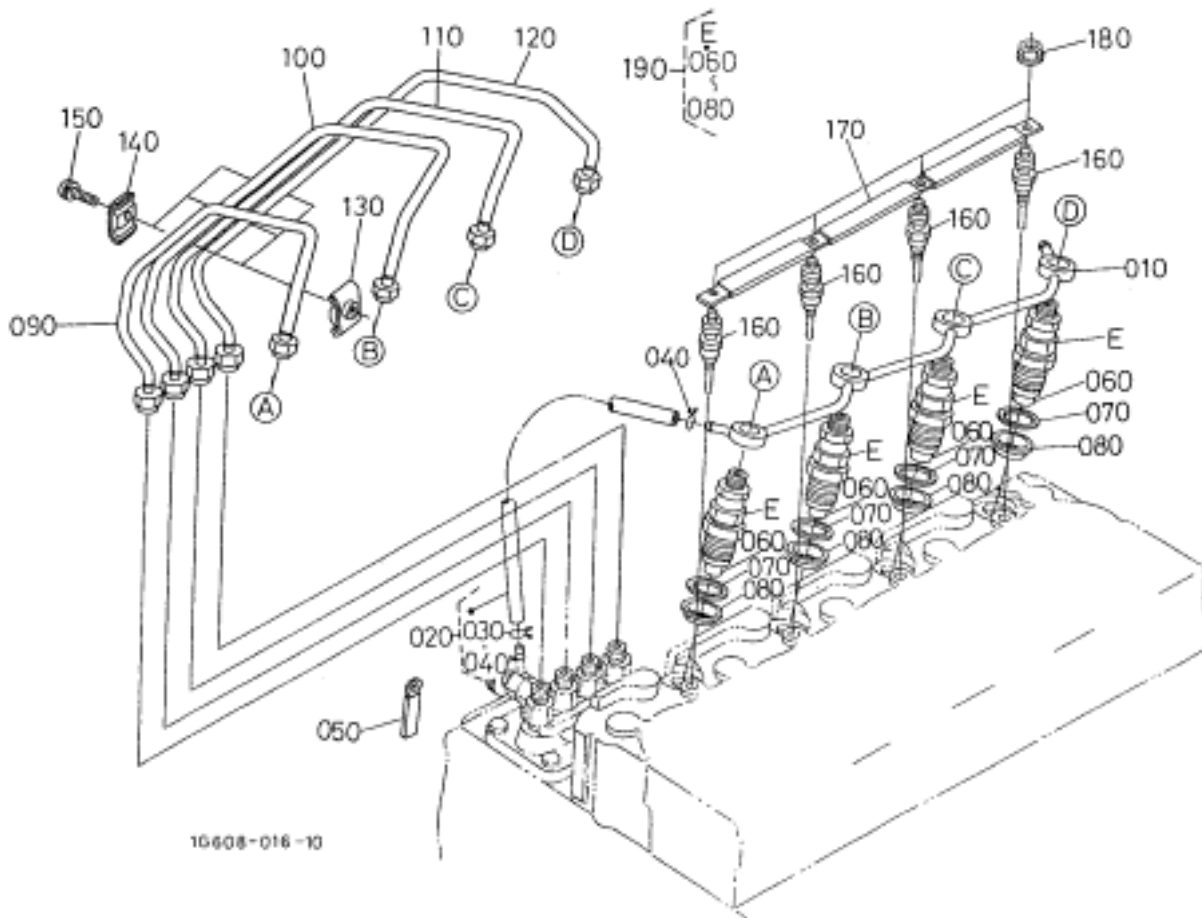
FIG 206

NOZZLE HOLDER & GLOW PLUG

P1

Month/Year

05 / 2004



16608-016-10

NOTE

V2203-M





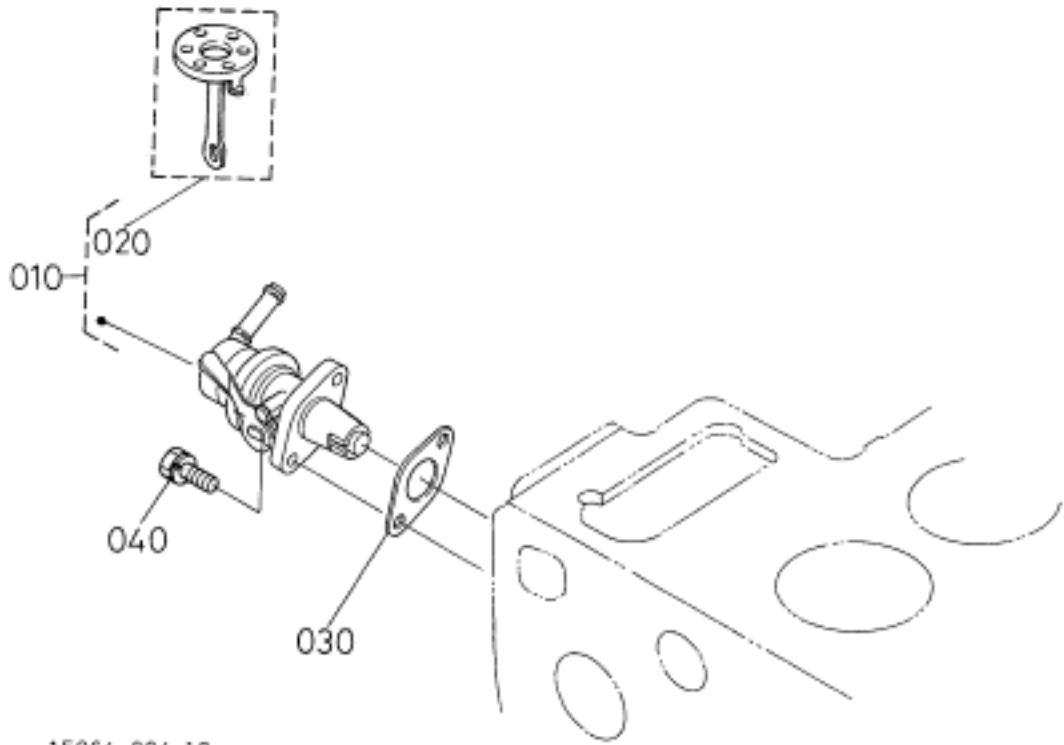
FIG 301

FUEL PUMP (MECHANICAL)

P1

Month/Year

05 / 2004



1E064-004-10

NOTE

V2203-M

FIG 301

FUEL PUMP (MECHANICAL)

P1

Month / Year

05 / 2004



KEY NO	PART NO	PART NAME	SPEC	Q'TY	REPAIR	ENG. SERIAL NO	REMARKS
301	010	17539-5203-0	ASSY PUMP,FUEL		1	B	
301	020	19844-5204-0	COMP DIAPHRAGM		1		
301	030	1G751-5214-0	GASKET,FUEL PUMP		1	B	
301	040	01023-50616	BOLT		2		

NOTE V2203 - M

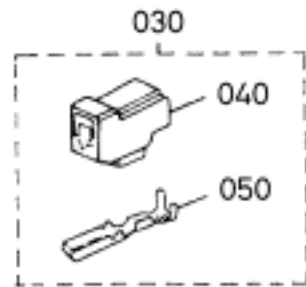
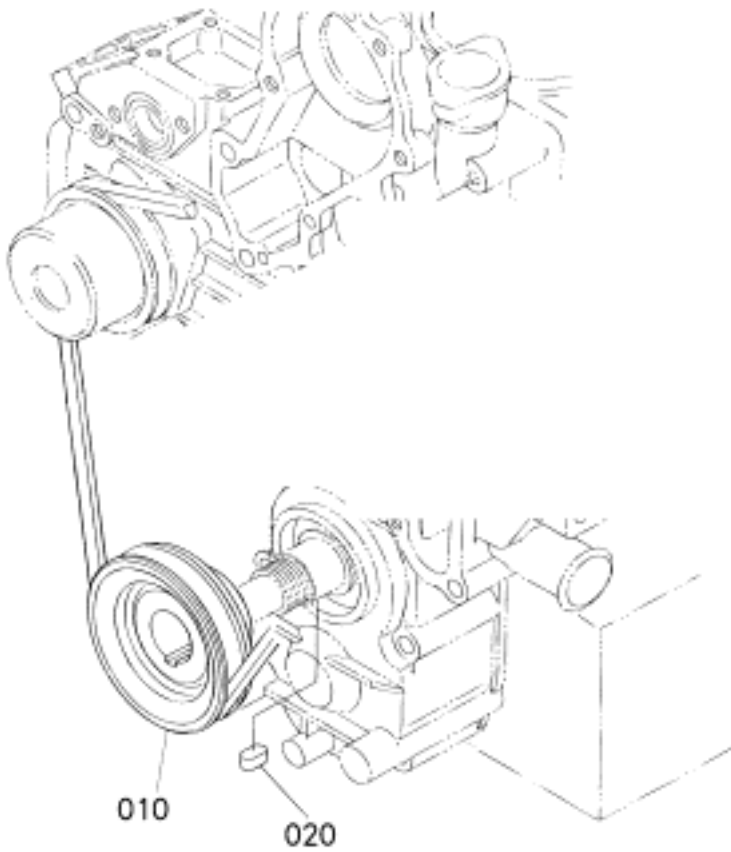
FIG 402

FAN DRIVE PULLEY

P1

Month/Year

05 / 2004



1G465-020-10

NOTE

V2203-M





Fig.808-010

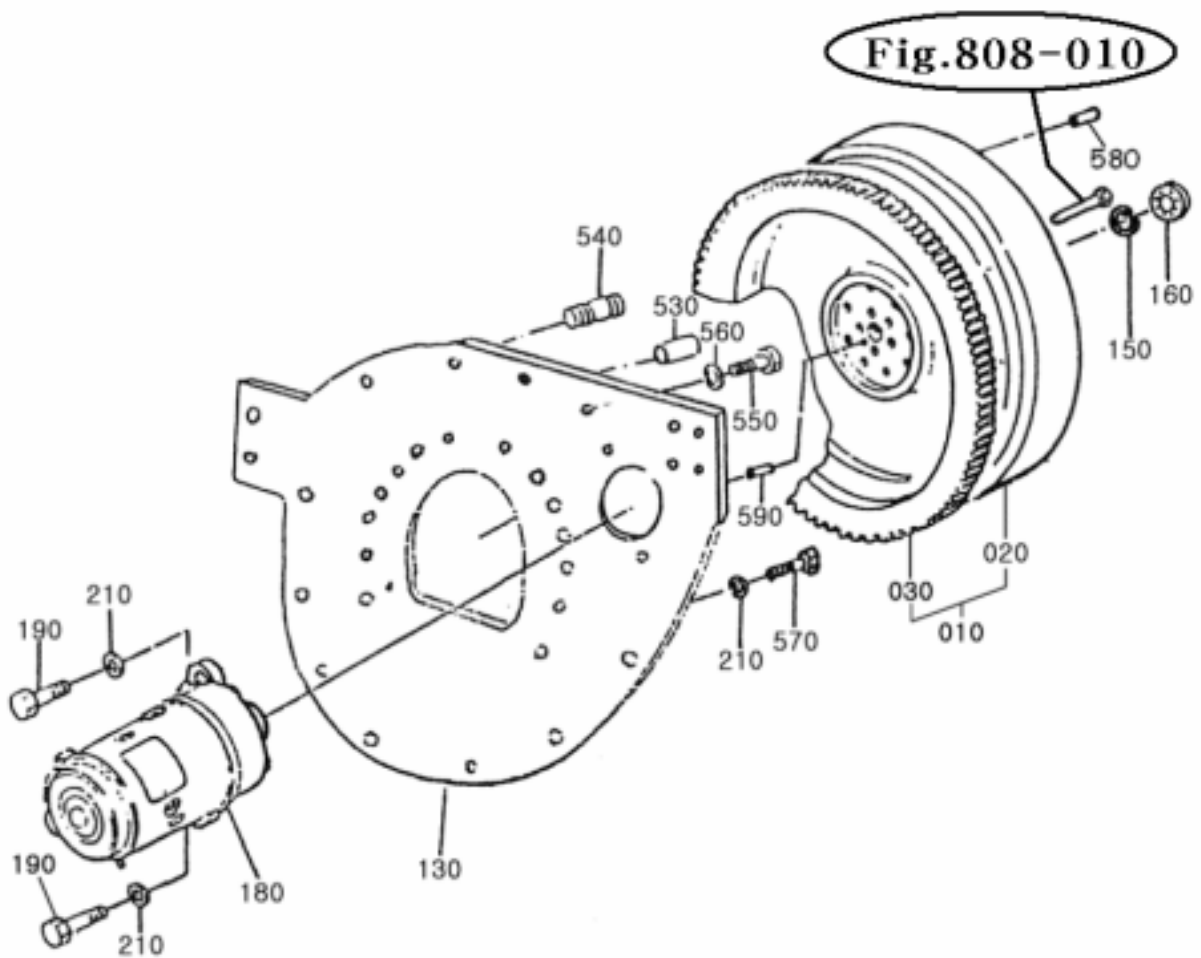




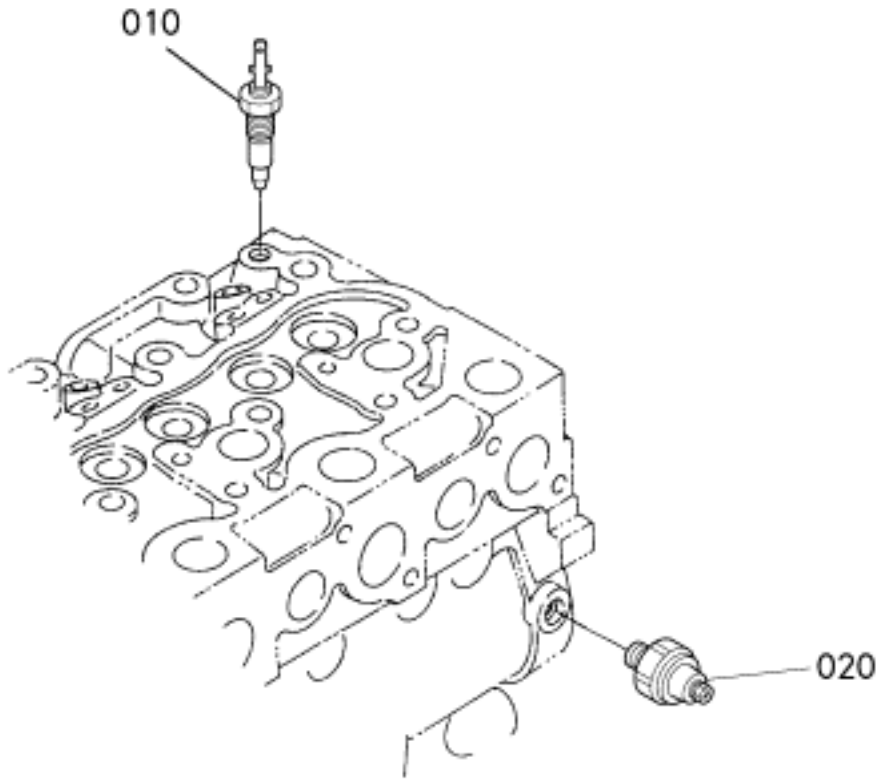
FIG 406

OIL SWITCH & THERMOMETER

P1

Month/Year

05 / 2004



1G985-019-30

NOTE

V2203-M





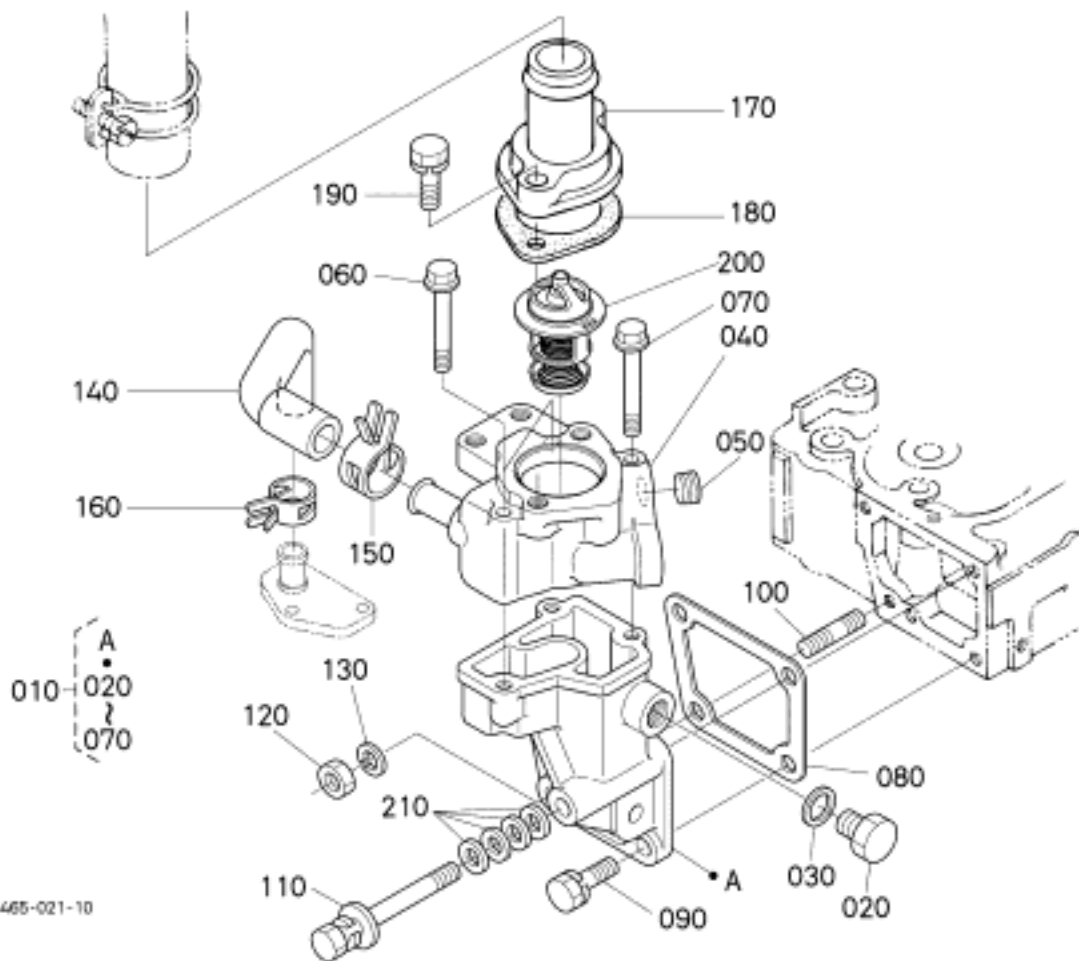
FIG 500

WATER FLANGE & THERMOSTAT

P1

Month/Year

05 / 2004



NOTE

V2203-M



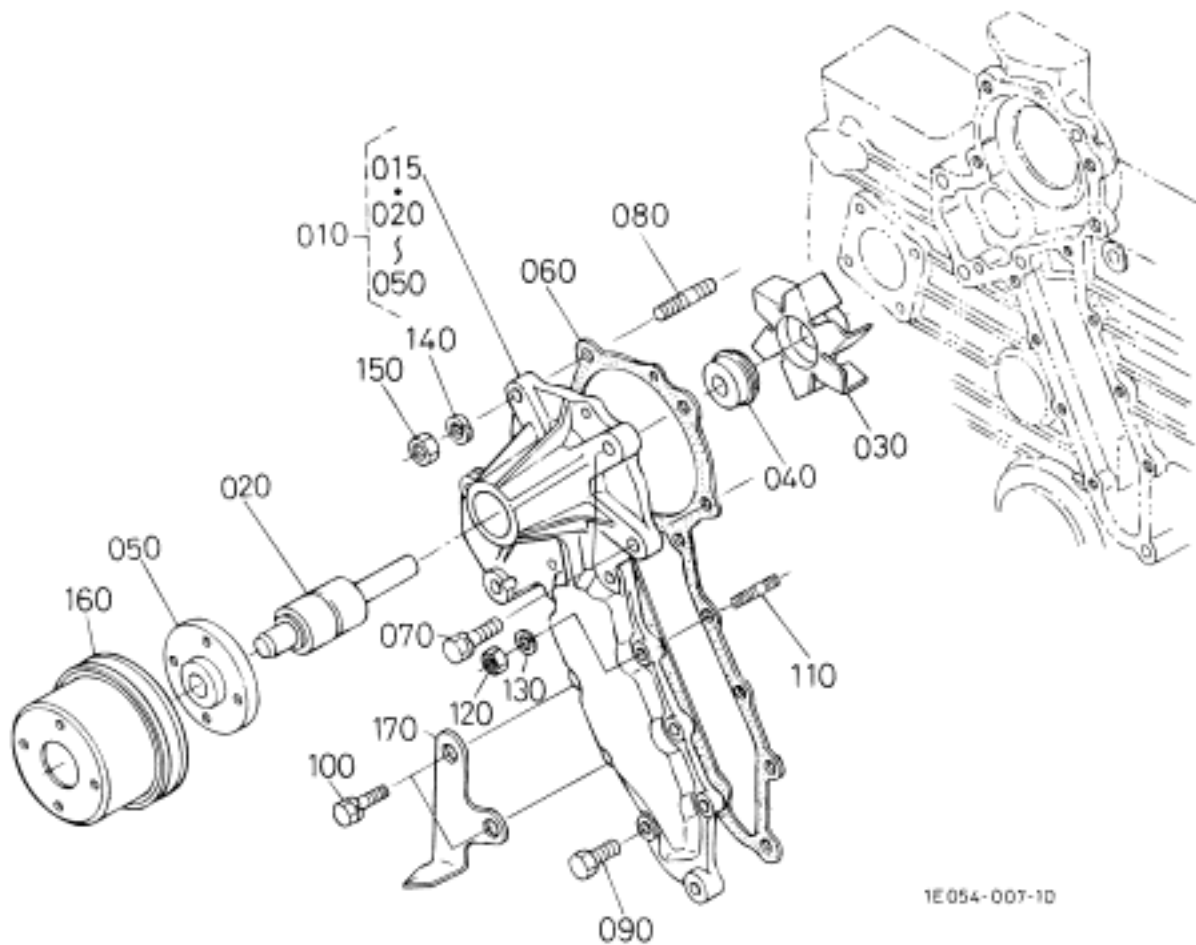
FIG 501

# WATER PUMP

P1

Month/Year

05 / 2004



1E054-007-1D

NOTE

V2203-M



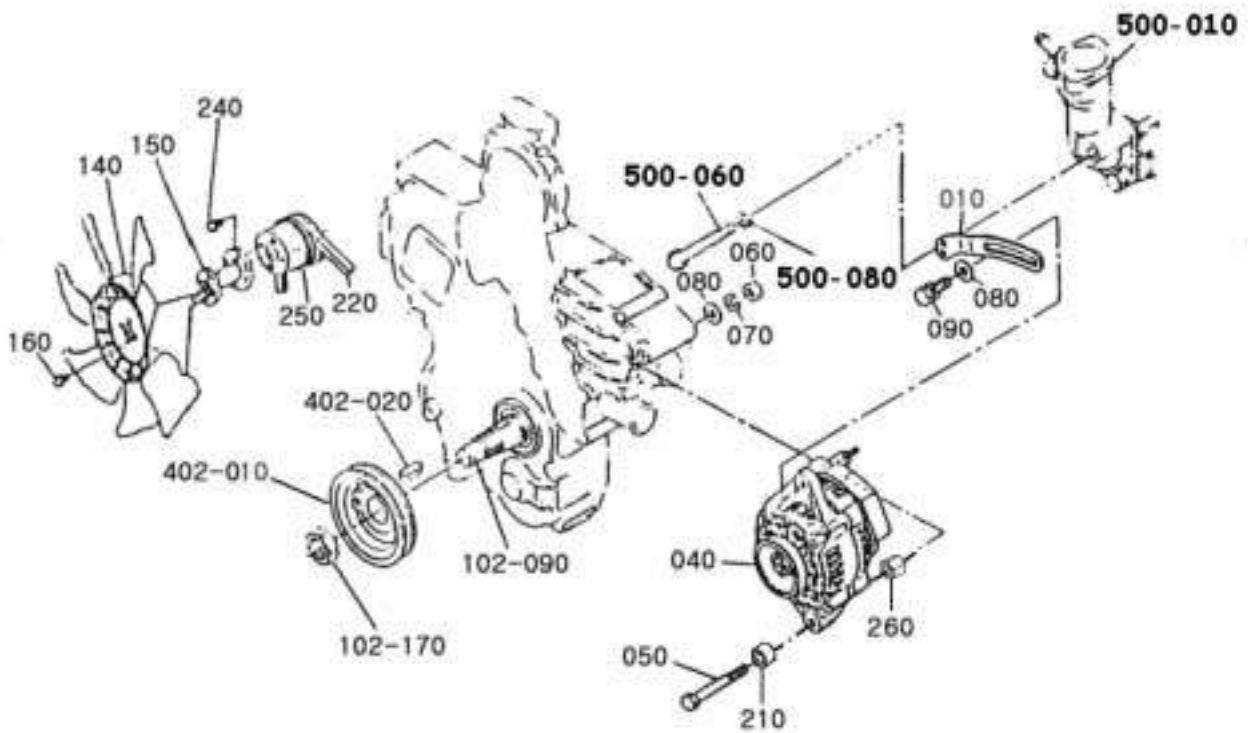
FIG 504

ALTERNATOR & FAN

P1

Month/Year

05 / 2004



NOTE

V2203-M



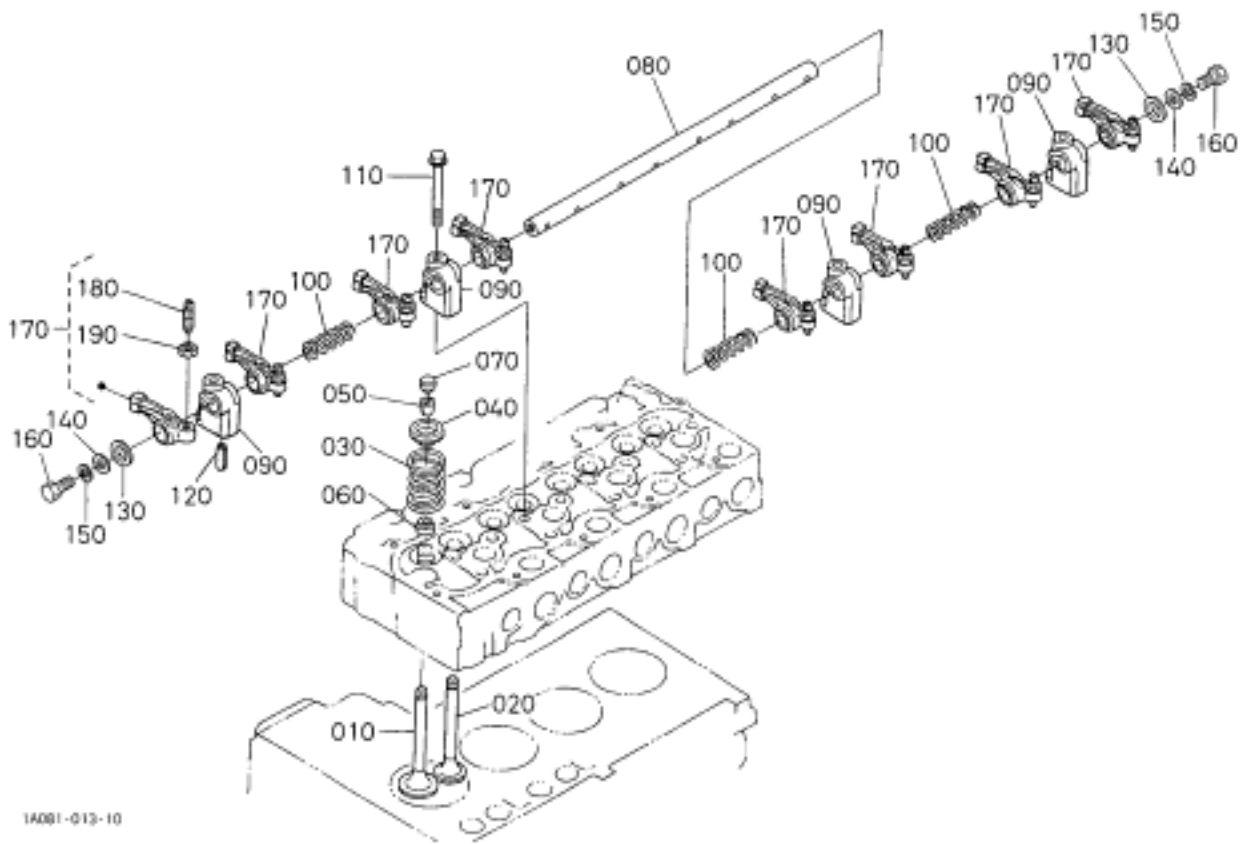
FIG 600

VALVE & ROCKER ARM

P1

Month/Year

05 / 2004



14001-013-10

NOTE

V2203-M



# FIG 600

# VALVE & ROCKER ARM

P1

Month / Year

05 / 2004



<i>KEY NO</i>	<i>PART NO</i>	<i>PART NAME</i>	<i>SPEC</i>	<i>Q'TY</i>	<i>REPAIR</i>	<i>ENG. SERIAL NO</i>	<i>REMARKS</i>
600 010	16484-1311-0	VALVE,INLET		4			
600 020	16484-1312-0	VALVE,EXHAUST		4			
600 030	15221-1324-0	SPRING,VALVE		8			
600 040	15221-1333-0	RETAINER,VALVE SP.		8			
600 050	15221-1398-0	COLLET,VALVE SPRING	SET	8			
600 060	15221-1315-3	SEAL,VALVE STEM		8			
600 070	15221-1328-0	CAP,VALVE		8			
600 080	1A091-1426-0	SHAFT,ROCKER ARM		1			
600 090	15221-1435-0	BRACKET,ROCKER ARM		4			
600 100	15221-1431-0	SPRING,ROCKER ARM		3			
600 110	01754-50855	BOLT,FLANGE		4			
600 120	05411-00528	PIN,SPRING		1			
600 130	15221-1443-0	WASHER,R-ARM.SHAFT		2			
600 140	04013-60080	WASHER,PLAIN		2			
600 150	04512-60080	WASHER,SPRING		2			
600 160	01153-50812	BOLT		2			
600 170	15621-1403-0	ASSY ROCKER ARM		8			
600 180	15521-1423-0	SCREW,ADJUSTING		8			
600 190	15021-1424-0	NUT		8			

**NOTE** V2203 - M

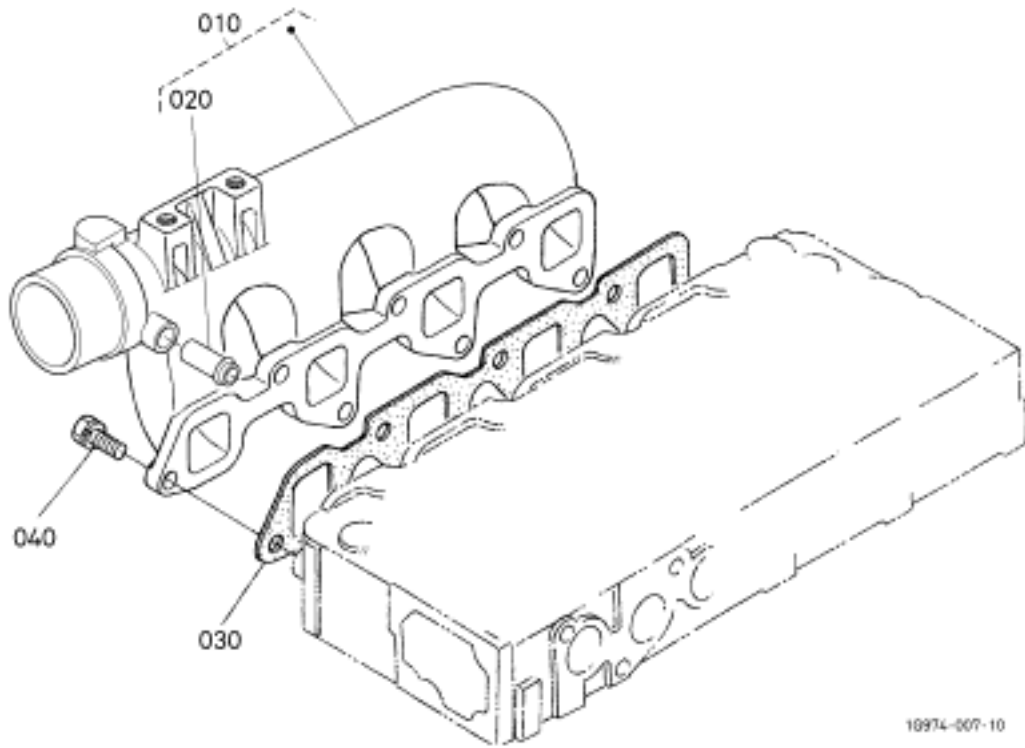
FIG 601

INLET MANIFOLD

P1

Month/Year

05 / 2004



10974-007-10

NOTE

V2203-M



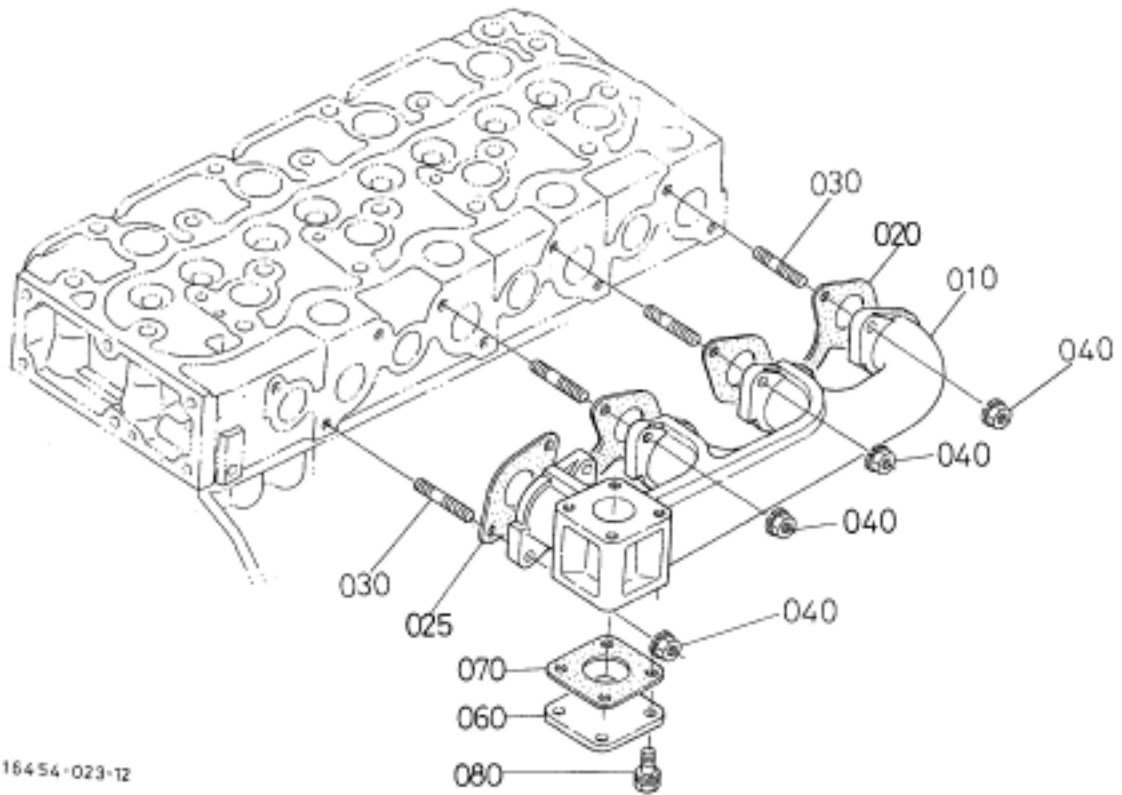
FIG 602

EXHAUST MANIFOLD

P1

Month/Year

05 / 2004



16454-023-12

NOTE

V2203-M



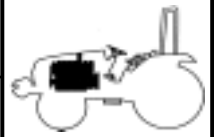
FIG 808

ACCESSORIES & SERVICE PARTS

P1

Month/Year

05 / 2004



1E041-009-10

NOTE

V2203-M



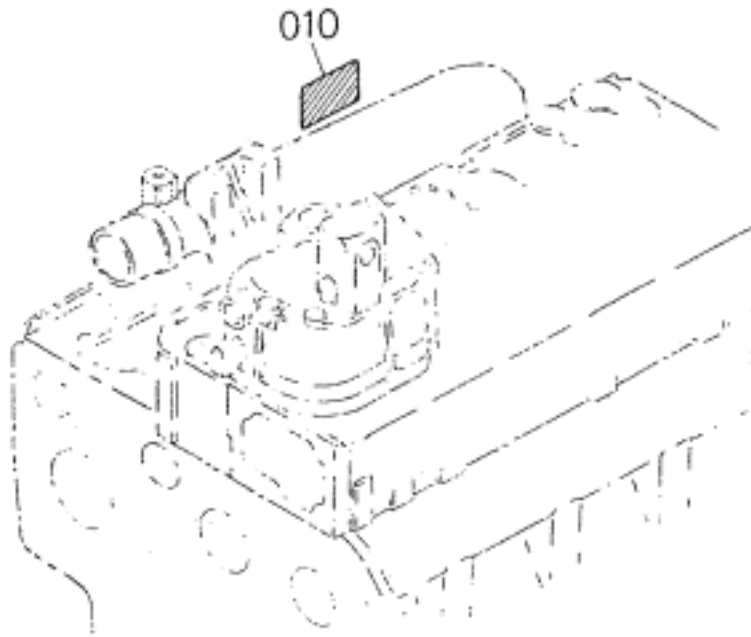
FIG 809

LABEL

P1

Month/Year

05 / 2004



1G938-017-10

NOTE

V2203-M

<https://www.tractormanualpdf.info/>





# CHASSIS

## 2 ENGINE ACCESSORIES & CONTROL

FIG 022 AIR CLEANER	136
FIG 023 RADIATOR	138
FIG 024 MUFFLER	140
FIG 025 FUEL TANK	142
FIG 027 ACCELERATOR	144

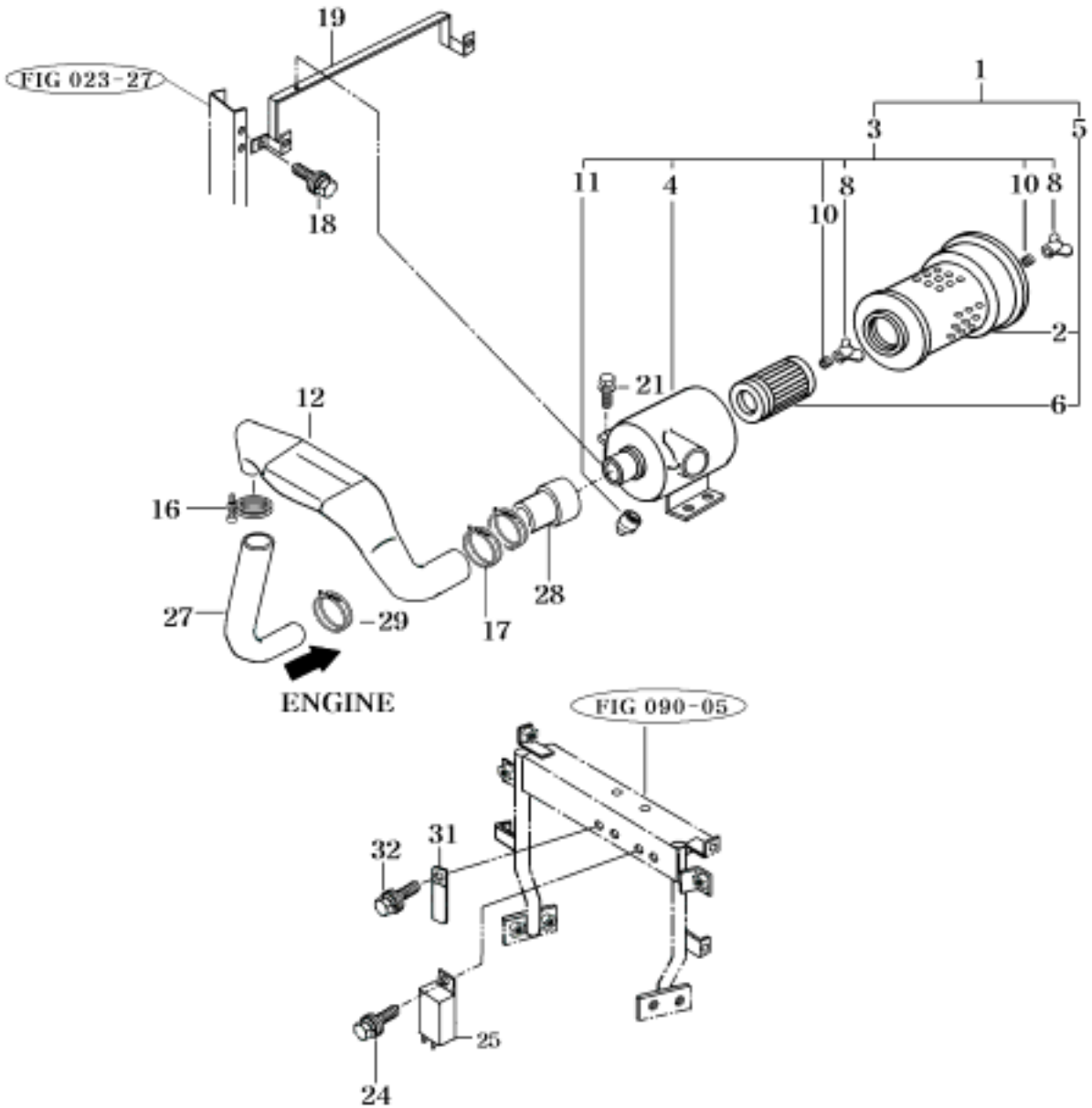


FIG 022

## AIR CLEANER

P1

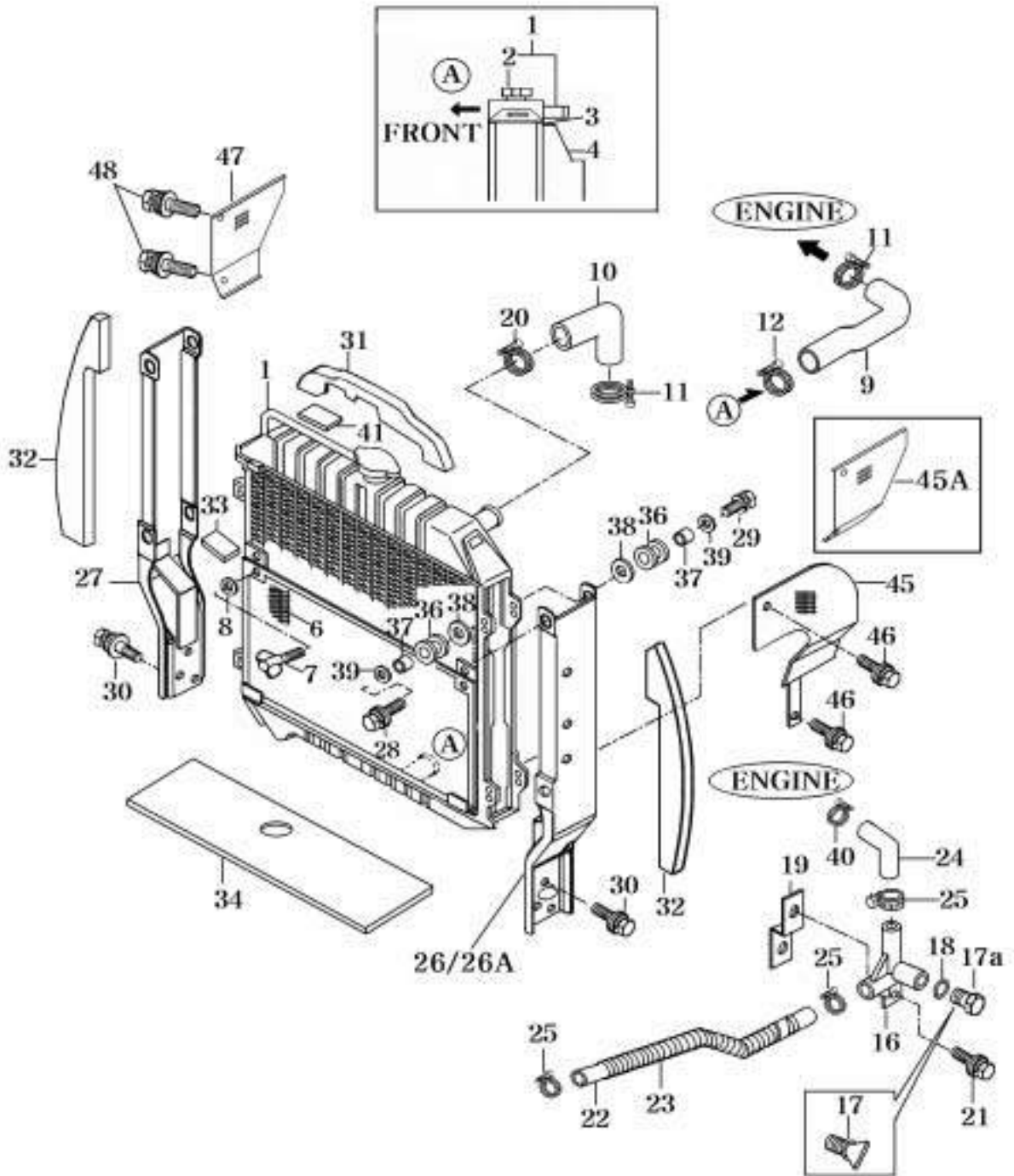
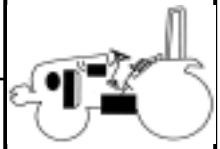
Month / Year

05 / 2004



KEY NO	PART NO	PART NAME	SPEC	Q'TY		REPAIR	EFFECTIVE DATE	REMARKS
				T430	T450			
022 001	14501032000	AIR CLEANER ASSY		1	1			
022 002	15541012221	ELEMENT COMP , OUT		1	1	A		
022 003	14501032100	BODY ASSY		1	1			
022 004	14501032200DG	BODY COMP		1	1			
022 005	15541000000	ELEMENT SET , AIR		1	1	A		
022 006	15541012230	ELEMENT ASSY , IN		1	1	A		
022 008	14221012381	NUT , WING		2	2			
022 010	14161010110	PACKING		2	2			
022 011	15241022521	VALVE		1	1			
022 012	16501030011	PIPE , INLET		1	1			
022 016	14321018620	CLAMP , 75		1	1			
022 017	14401010140	CLAMP , 82		2	2			
022 018	V2173608016	BOLT , HEX/S	M8X16	4	4			
022 019	16501032100DG	STAY COMP		1	1			
022 021	V2173608016	BOLT , HEX/S	M8X16	5	5			
022 024	V2193606016	BOLT , HEX/SPL	M6X16	1	1			
022 025	17686641110	RELAY , PREHEAT		1	1			
022 027	16501033000	HOSE , AIR INLET		1	1	C		
022 028	15641030022	GASKET		1	1	B		
022 029	15191010040	CLAMP , 70		1	1			
022 031	14256210040	CLAMP , HARNESS		1	1			
022 032	V2193606016	BOLT , HEX/SPL	M6X16	1	1			

NOTE



NOTE

# FIG 023

# RADIATOR

P1

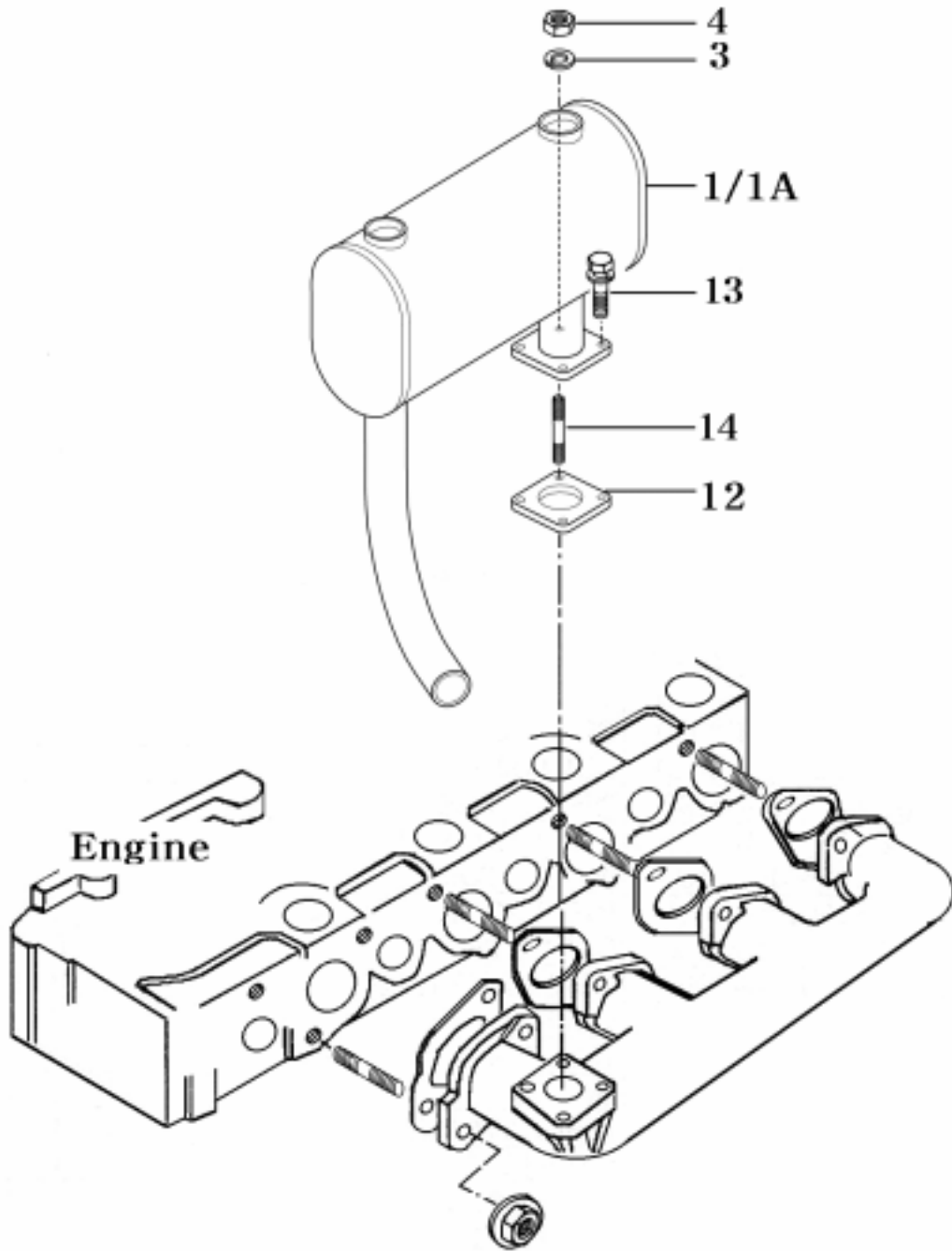
Month / Year

05 / 2004



KEY NO	PART NO	PART NAME	SPEC	Q'TY		REPAIR	EFFECTIVE DATE	REMARKS
				T430	T450			
023 001	14611042102	RADIATOR ASSY		1	1			
023 002	16601042160	CAP ASSY		1	1			
023 003	16601042340	SPONGE , 495		2	2			
023 004	14611042200DG	SHROUD COMP		1	1			
023 006	16601042300DG	NET COMP		2	2			
023 007	V2712606012	BOLT , WING	M6X12	4	4			
023 008	V4111600060	WASHER , PLAIN	M6	4	4			
023 009	14501040111	HOSE , RADIATOR		1	1	C		
023 010	14611040011	HOSE , RADIATOR		1	1	C		
023 011	14241010040	CLIP , 45		2	2			
023 012	15641040180	CLAMP , 48		1	1			
023 016	15601040104	CONNECTOR		1	1			
023 017	14241012030	PLUG		1	1		-2004.01.24	
023 017a	16991113131	PLUG		1	1		2004.01.25-	
023 018	V7201019008	O-RING , P	P8	1	1	B		
023 019	14504313301DG	PLATE COMP		1	1			
023 020	14241010050	CLIP , 42		1	1			
023 021	V2183608020	BOLT , HEX/SP	M8X20	1	1			
023 022	15231040150	HOSE , 380		1	1	C		
023 023	15081020070	TUBE , CORRUGATE 250		1	1			
023 024	16731040130	HOSE , RADIATOR		1	1	C		
023 025	14171020050	BAND , HOSE		3	3			
023 026	16501042401DG	BRACKET COMP , LH		1	1			TNF,AUZ
023 026A	16501042402DG	BRACKET COMP , LH		1	1			GBC,PTA,USD,USM
023 027	16501042501DG	BRACKET COMP , RH		1	1			
023 028	V2193606025	BOLT , HEX/SPL	M6X25	4	4			
023 029	V2173608030	BOLT , HEX/S	M8X30	4	4			
023 030	V2183608020	BOLT , HEX/SP	M8X20	6	6			
023 031	16501040132	INSULATOR		1	1			
023 032	16501040050	INSULATOR		2	2			
023 033	15641040160	INSULATOR		2	2			
023 034	16071040031	INSULATOR		1	1			
023 036	14046210300	GROMMET		8	8			
023 037	15991040050	COLLAR , 08X12X08		8	8			
023 038	35652030040	COLLAR , PACKER SHAFT		8	8			
023 039	35602010150	WASHER , BIND SHAFT		8	8			
023 040	16601850160	BAND , 20		1	1			
023 041	16991040020	INSULATOR , RADIATOR		1	1			
023 045	16506103301DG	COVER COMP , SAFETY(LH)		1	1			TNF,AUZ
023 045A	12206103410DG	COVER COMP , SAFETY(LH)		1	1			GBC,PTA,USD,USM
023 046	V2183608016	BOLT , HEX/SP	M8X16	2	2			
023 047	16506103410DG	COVER COMP , SAFETY(RH)		1	1			
023 048	V2183608020	BOLT , HEX/SP	M8X20	2	2			

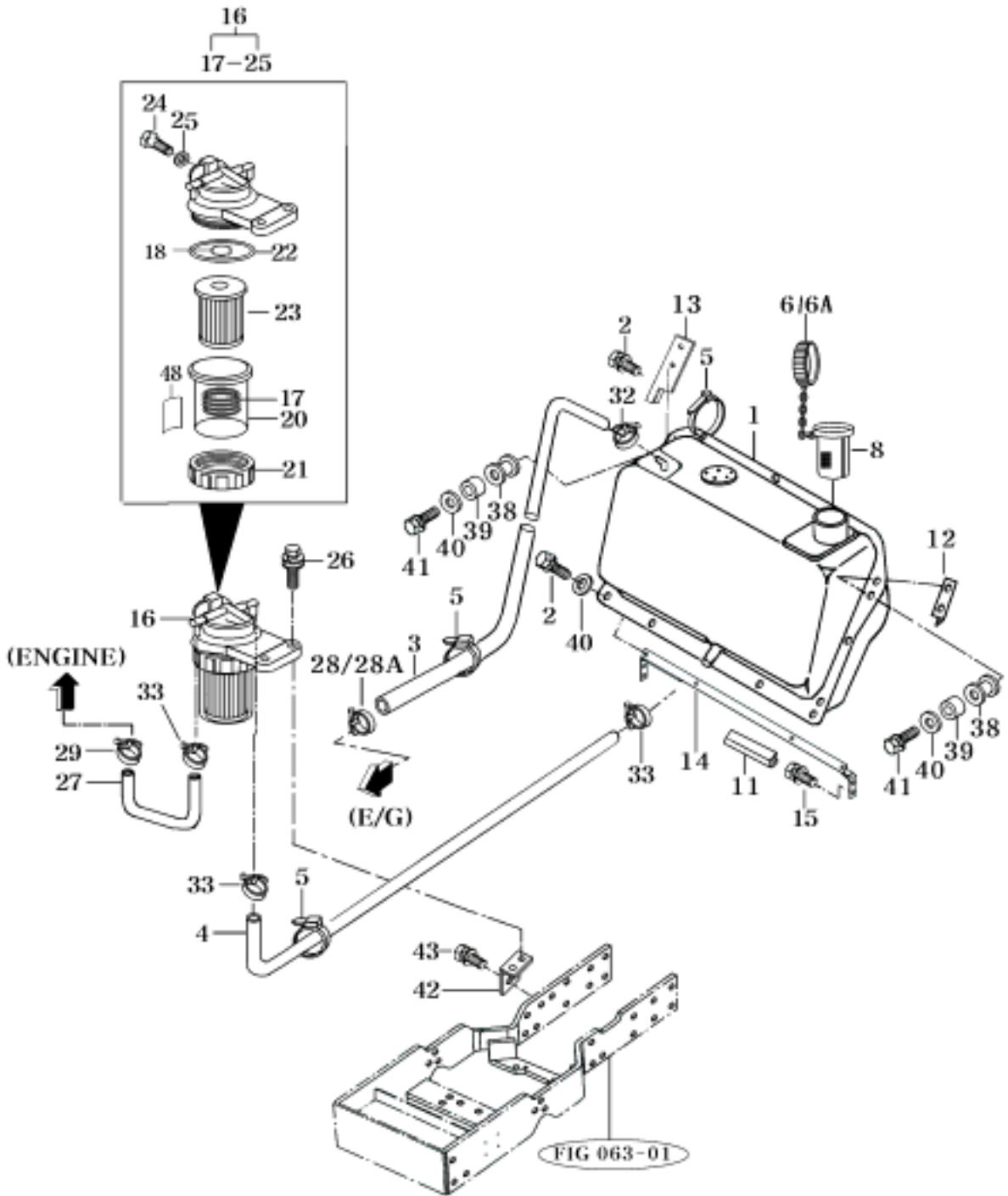
NOTE



NOTE







NOTE

FIG 025

FUEL TANK

P1

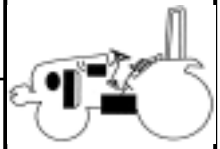
Month / Year

05 / 2004



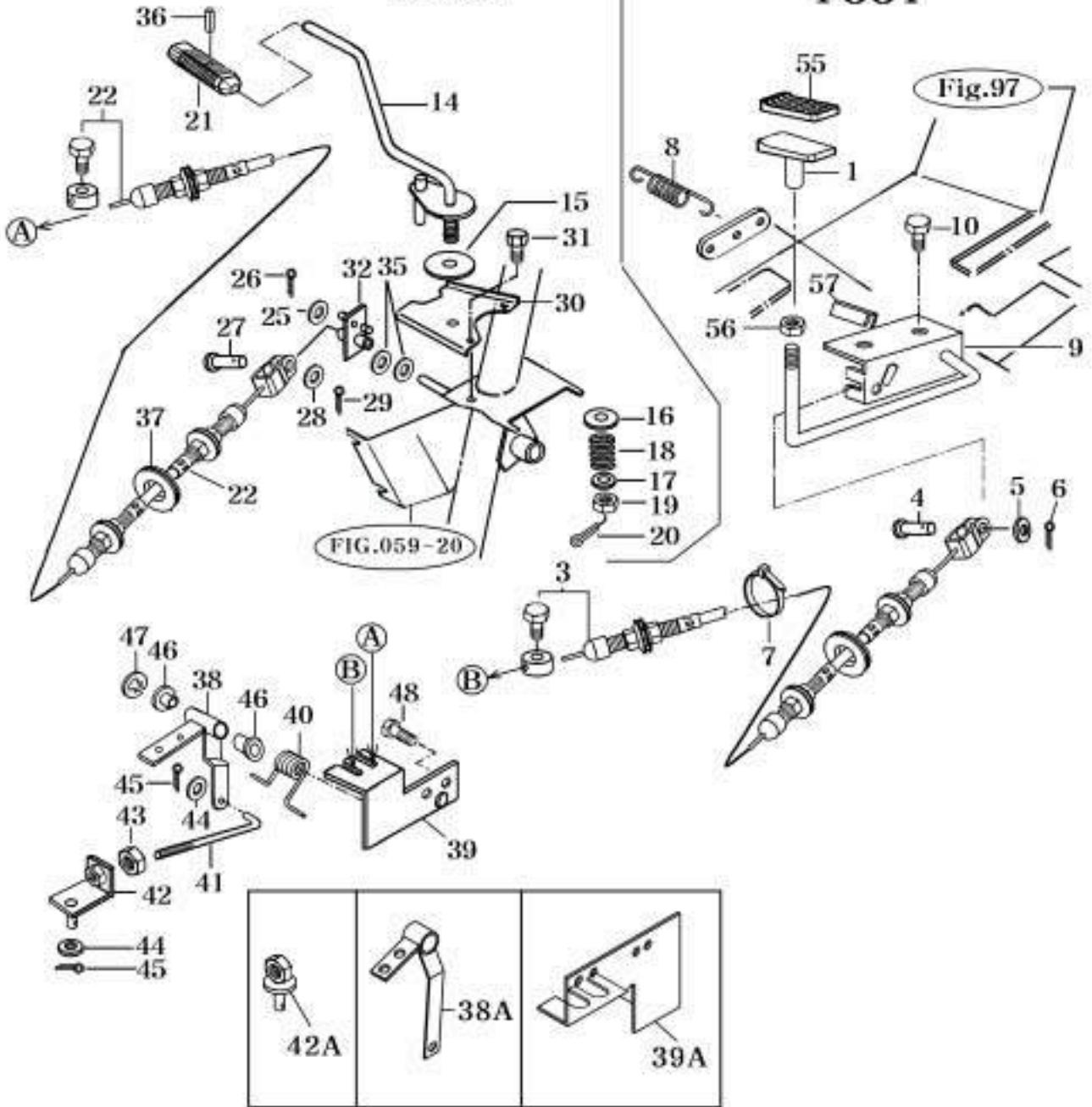
KEY NO	PART NO	PART NAME	SPEC	Q'TY		REPAIR	EFFECTIVE DATE	REMARKS
				T430	T450			
025 001	12751112000	TANK COMP , FUEL		1	1		-2004.11.29	
025 001	12751112001	TANK COMP , FUEL		1	1		-2004.11.30	
025 002	V2173608020	BOLT , HEX/S	M8X20	8	8			
025 003	14501112201	HOSE ASSY , 2150		1	1	C		
025 004	14611113301	HOSE COMP , FUEL		1	1	C		
025 005	13424020060	BAND , 250		3	3			
025 006	13603102000	CAP ASSY , TANK		1	1			GBC,PTA
025 006A	36523102201	CAP ASSY , TANK		1	1			USD,USM,AUZ,TNF
025 008	16731112130	FILTER		1	1			
025 011	16731112140	INSULATOR		1	1			
025 012	12101112200DR	BRACKET COMP , LH		1	1			
025 013	12101112300DR	BRACKET COMP , RH		1	1			
025 014	16731115000DG	STAY COMP , CUSHION		1	1		-2004.11.29	
025 014	16731115002DG	STAY COMP , CUSHION		1	1		2004.11.30-	
025 015	V2183608016	BOLT , HEX/SP	M8X16	4	4			
025 016	36573112000	FILTER ASSY		1	1	C		
025 017	14261602090	SPRING		1	1			
025 018	V7201024016	O-RING , P	P16	1	1	B		
025 020	15131023270	CUP		1	1			
025 021	14261602070	NUT , RING		1	1			
025 022	V7211031065	O-RING , G	G65	1	1			
025 023	15131023290	ELEMENT		1	1	A		
025 024	14151020120	PLUG		2	2			
025 025	14151020130	PACKING		2	2			
025 026	V2183608025	BOLT , HEX/SP	M8X25	2	2			
025 027	14611113100	HOSE , FUEL 330		1	1	C		
025 028	14501410050	CLAMP , WORM 14.5		1				GBC,PTA
025 028A	14501410050	CLAMP , WORM 14.5			7			USD,USM,TNF,AUZ
025 029	14501410050	CLAMP , WORM 14.5		1	1			
025 032	14501410050	CLAMP , WORM 14.5		1	1			
025 033	37481850030	BAND , HOSE 18.5		3	3			
025 038	14046210300	GROMMET		4	4			
025 039	15991040050	COLLAR , 08X12X08		4	4			
025 040	35602010150	WASHER , BIND SHAFT		8	8			
025 041	V2173608025	BOLT , HEX/S	M8X25	4	4			
025 042	14611113000DG	BRACKET COMP , FUEL		1	1			
025 043	V2173608020	BOLT , HEX/S	M8X20	2	2			
025 048	15131023320	LABEL , CAUTION		1	1			

NOTE



HAND

FOOT



NOTE

FIG 027

ACCELERATOR

P1

Month / Year

05 / 2004



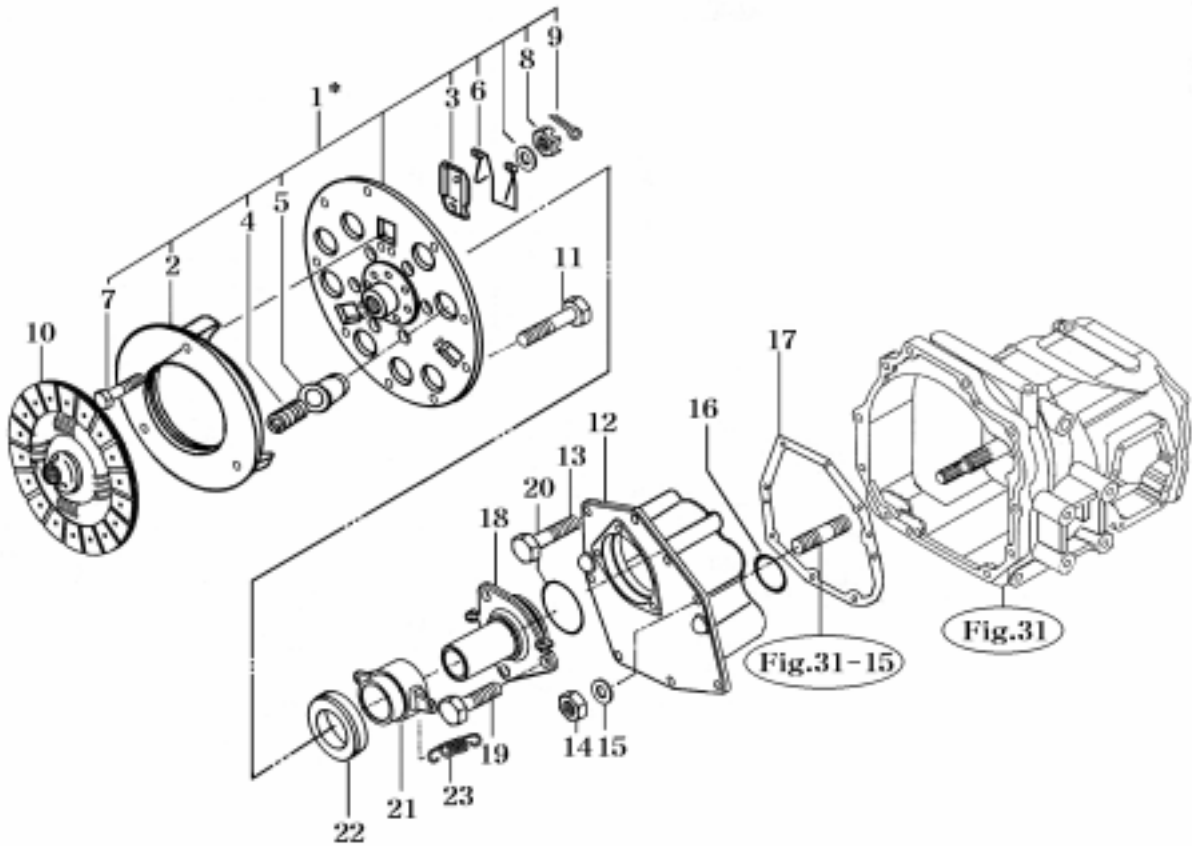
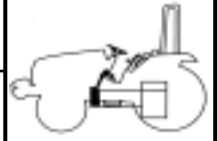
KEY NO	PART NO	PART NAME	SPEC	Q'TY		REPAIR	EFFECTIVE DATE	REMARKS
				T430	T450			
027	001	16001220000DG	PLATE COMP , ACCELERATOR		1	1		
027	003	15231162103	CABLE ASSY		1	1		
027	004	15601160083	PIN , 06X16		1	1		
027	005	V4111600060	WASHER , PLAIN	M6	1	1		
027	006	V5001920020	PIN , SPLIT	2X20	1	1		
027	007	13424020060	BAND , 250		1	1		
027	008	36502200050	SPRING , FOOT PEDAL		1	1		
027	009	16501162004DG	BRACKET COMP		1	1		
027	010	V2173608020	BOLT , HEX/S	M8X20	2	2		
027	014	15601162506DG	LEVER COMP , BAR 10		1	1		
027	015	14141170050	LINING , 13X50X3		1	1		
027	016	36104400180	WASHER		1	1		
027	017	V4111600100	WASHER , PLAIN	M10	1	1		
027	018	14041170080	SPRING , COMPRESSION		1	1		
027	019	V3232600100	NUT , HEX SLOT & CAS	M10	1	1		
027	020	V5001925020	PIN , SPLIT	2.5X20	1	1		
027	021	15441170051	GRIP , 10X115		1	1		
027	022	14601162300	CABLE ASSY 740		1	1	C	
027	025	V4111600100	WASHER , PLAIN	M10	1	1		
027	026	V5001920020	PIN , SPLIT	2X20	1	1		
027	027	15601160083	PIN , 06X16		1	1		
027	028	V4111600060	WASHER , PLAIN	M6	1	1		
027	029	V5001920020	PIN , SPLIT	2X20	1	1		
027	030	15641160013	GUIDE		1	1		
027	031	V2173608016	BOLT , HEX/S	M8X16	2	2		
027	032	15601162305DG	ARM , PLATE 25X59		1	1		
027	035	13651210050	WASHER , 10X20X2		2	2		
027	036	V5801403016	PIN , SPRING	3X16	1	1		
027	037	14326510210	CAP , RUBBER 20		1	1		
027	038	14611162100DG	ARM COMP , THROTTLE		1	1		TNF,AUZ
027	038A	12201166100DG	ARM COMP , THROTTLE		1	1		GBC,PTA,USD,USM
027	039	14611162000DG	BRACKET COMP		1	1		TNF,AUZ
027	039A	12201166400DG	BRACKET COMP		1	1		GBC,PTA,USD,USM
027	040	14601162230	SPRING		1	1		TNF,AUZ
027	041	14601160011	ROD , THROTTLE		1	1		
027	042	14601162200	PLATE COMP		1	1		TNF,AUZ
027	042A	12201166500	PLATE COMP		1	1		GBC,PTA,USD,USM
027	043	V3042600080	NUT , HEX/2	M8	1	1		
027	044	V4111600080	WASHER , PLAIN	M8	2	2		
027	045	21306010180	PIN , SNAP(6)		2	2		
027	046	15645120010	BUSH , 10X18X10		2	2		
027	047	V7081400090	E-RING	9	1	1		
027	048	V2173608020	BOLT , HEX/S	M8X20	2	2		
027	055	16791220010	PAD		1	1		
027	056	V3042600080	NUT , HEX/2	M8	1	1		
027	057	16997021960	INSULATOR , 32		1	1		
027	056	V3042600080	NUT , HEX/2	M8	1	1		
027	057	16997021960	INSULATOR , 32		1	1		

NOTE

# CHASSIS

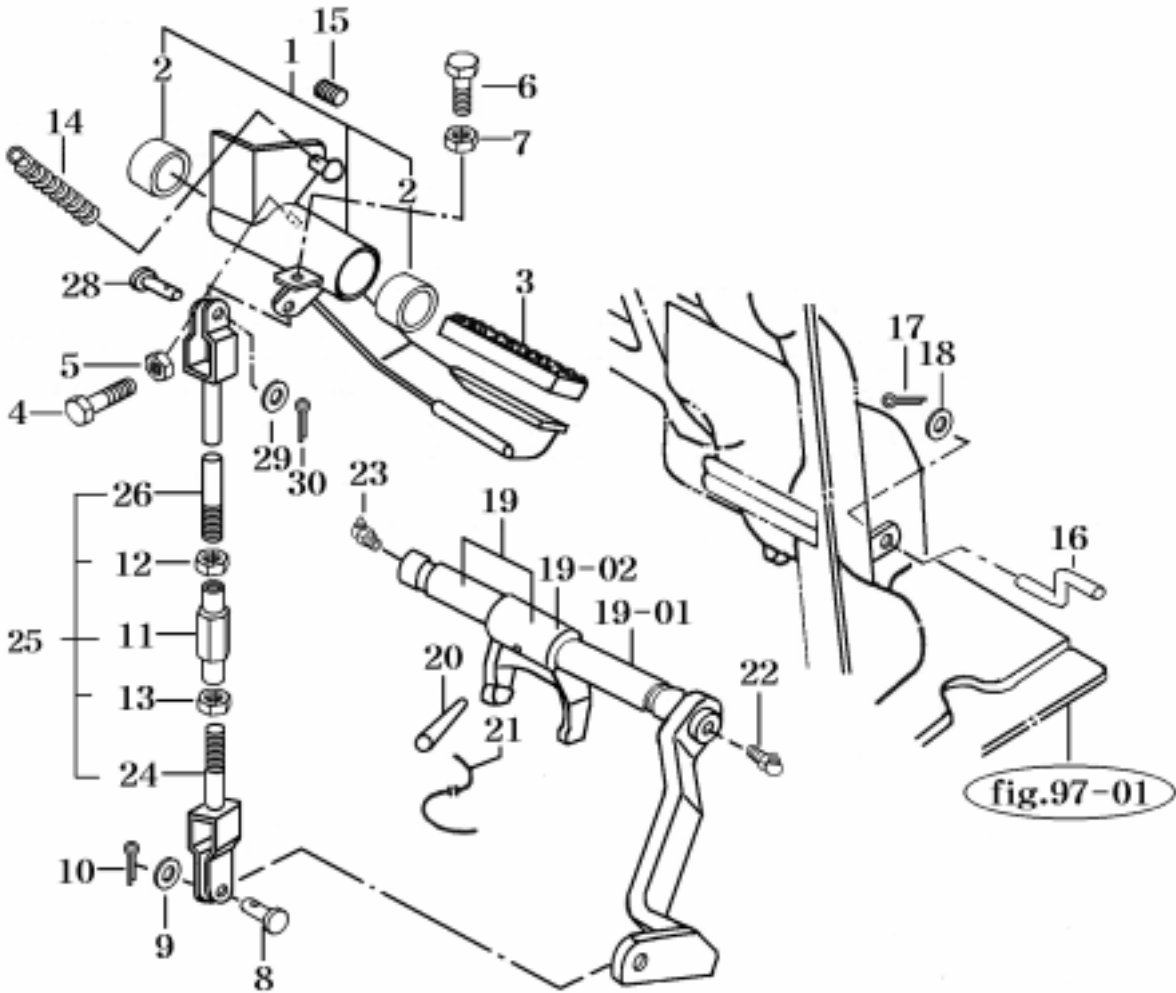
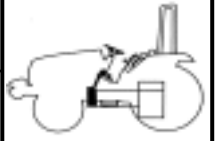
## 3 CLUTCH & CONTROL

FIG 029 CLUTCH-----	150
FIG 030 CLUTCH PEDAL-----	152



\* NOT SERVICED SEPARATELY





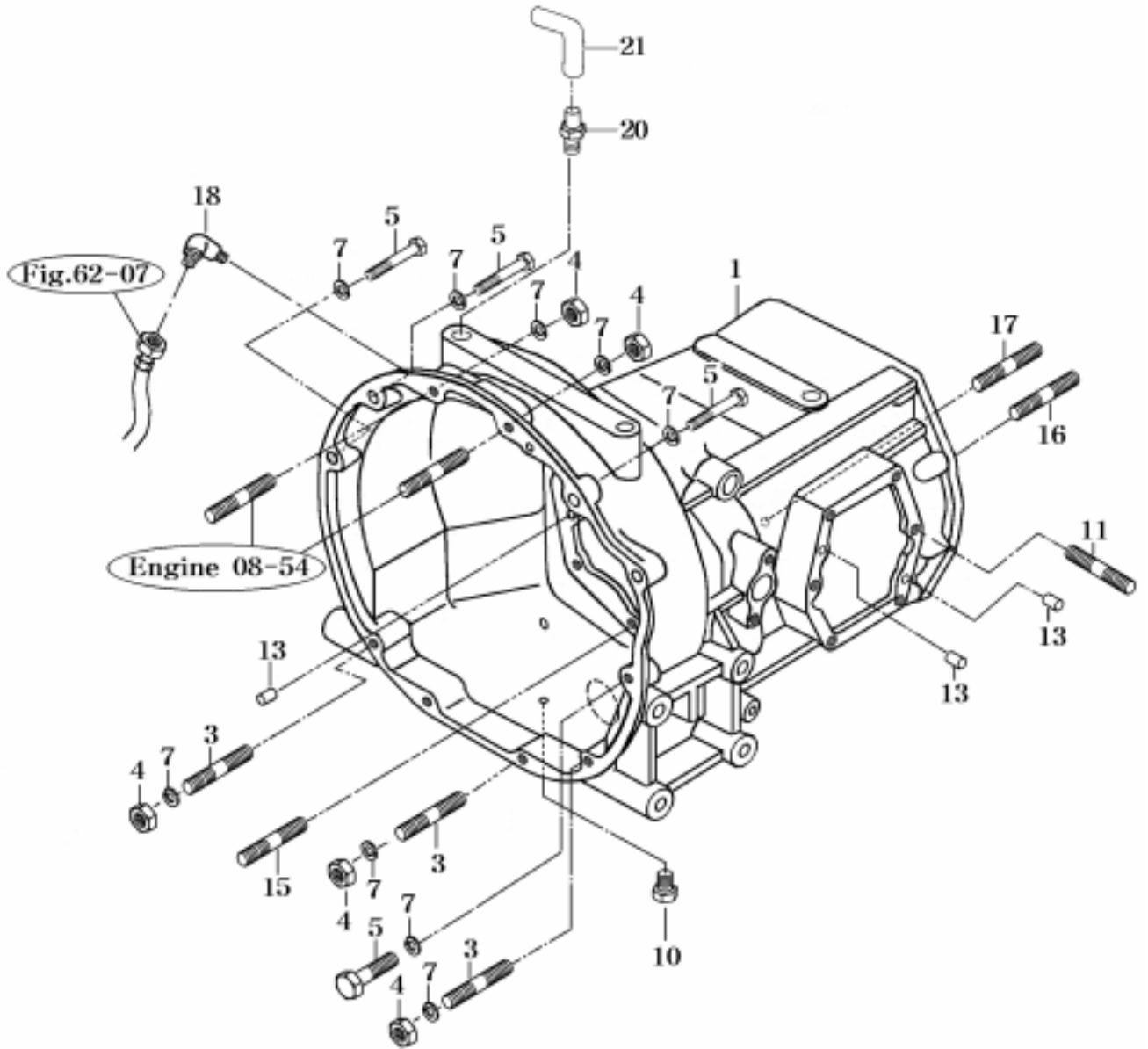




# CHASSIS

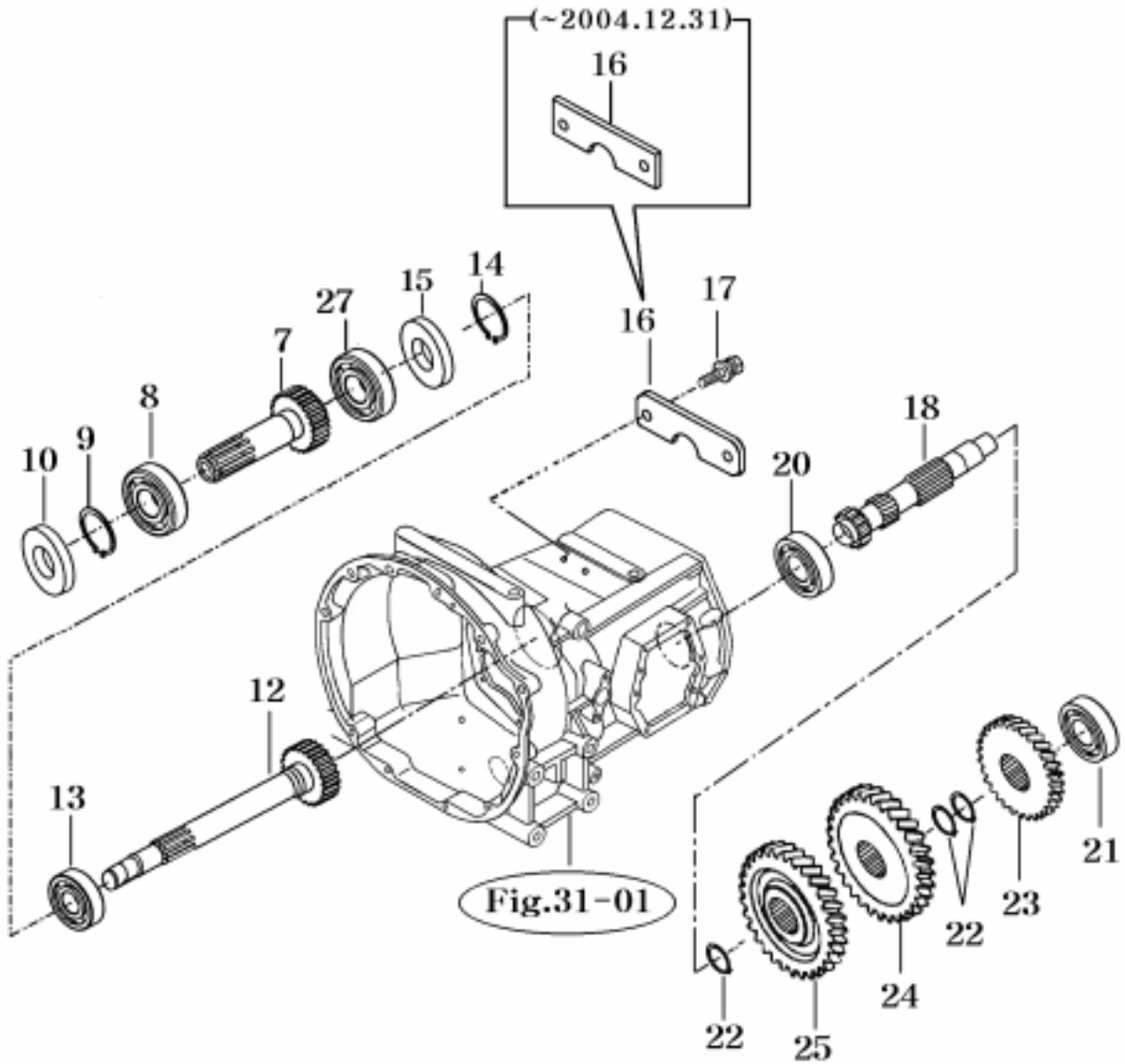
## 4 TRANSMISSION & REAR AXLE

FIG 031 TRANSMISSION FRONT CASE-----	158
FIG 032 INPUT & COUNTER GEAR-----	160
FIG 033 MAIN CHANGE GEARS-----	162
FIG 034 REVERSE GEARS-----	164
FIG 036 P.T.O DRIVE SHAFT-----	166
FIG 037 MAIN CHANGE LEVER-----	168
FIG 038 REVERSE CHANGE LEVER-----	170
FIG 039 TRANSMISSION MID CASE-----	172
FIG 043 TRANSMISSION REAR CASE-----	174
FIG 044 SUB CHANGE GEARS-----	176
FIG 045 SUB CHANGE LEVER-----	178
FIG 047 4WD DRIVE GEARS-----	180
FIG 050 4WD CHANGE LEVER-----	182
FIG 051 P.T.O CHANGE GEARS-----	184
FIG 051A P.T.O CHANGE GEARS-----	186
FIG 051B P.T.O CHANGE GEARS-----	188
FIG 052 P.T.O CHANGE LINKAGE-----	190
FIG 052A P.T.O CHANGE LINKAGE-----	192
FIG 052B P.T.O CHANGE LINKAGE-----	194
FIG 053 P.T.O CHANGE LEVER-----	196
FIG 053A P.T.O CHANGE LEVER-----	198
FIG 054 REAR DIFFERENTIAL GEARS-----	200
FIG 055 REAR AXLE & HOUSINGS-----	202



NOTE





# FIG 032

# INPUT & COUNTER GEAR

P1

Month / Year

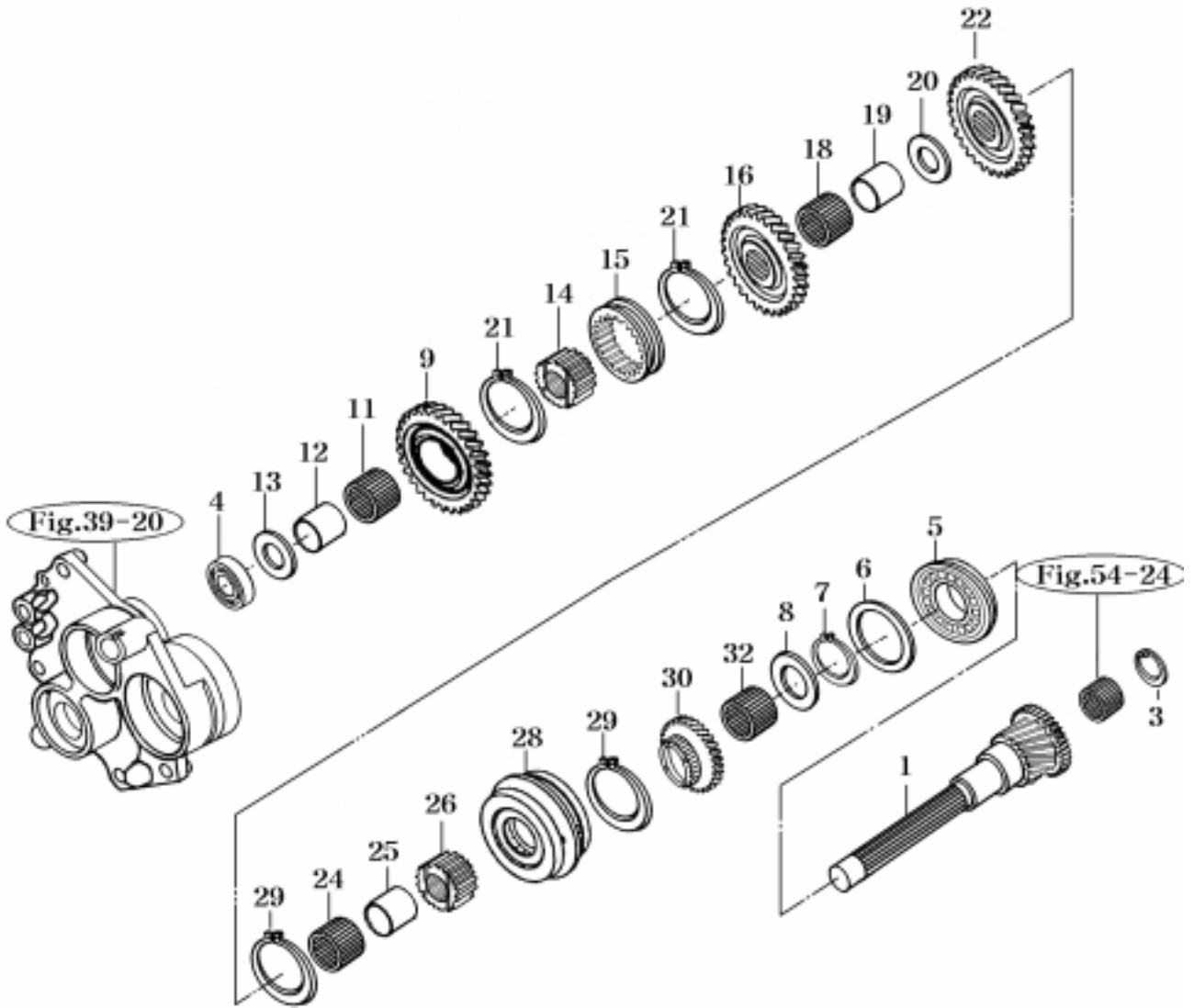
05 / 2004



T430NC/T450NC

KEY NO	PART NO	PART NAME	SPEC	Q'TY		REPAIR	EFFECTIVE DATE	REMARKS
				T430	T450			
032 007	16502070110	GEAR , HELICAL 21T		1	1			
032 008	V6041106207	BEARING , BALL/HL1	6207HL1	1	1			
032 009	V7041400350	C-RING , SHAFT	35	1	1			
032 010	16502070020	SEAL , OIL D		1	1	B		
032 012	16502070120	GEAR , HELICAL 21T		1	1			
032 013	V6041106206	BEARING , BALL/HL1	6206HL1	1	1			
032 014	V7041400300	C-RING , SHAFT	30	1	1			
032 015	17991304510	SEAL , OIL D		1	1	B		
032 016	15602060023	PLATE , 25X90		1	1		~2004.12.31	
032 016	15602060024	PLATE , 25X90		1	1		2005.01.01~	
032 017	V2173608016	BOLT , HEX/S	M8X16	2	2			
032 018	15662130012	GEAR , HELICAL 19T		1	1			
032 020	V6001106207	BEARING , BALL	6207	1	1			
032 021	V6041106206	BEARING , BALL/HL1	6206HL1	1	1			
032 022	V7041400350	C-RING , SHAFT	35	3	3			
032 023	15642120031	GEAR , HELICAL 24T		1	1			
032 024	15662130021	GEAR , HELICAL 28T		1	1			
032 025	15662130031	GEAR , HELICAL 32T		1	1			
032 027	V6001106909	BEARING , BALL	6909	1	1			

NOTE



# FIG 033

# MAIN CHANGE GEARS

P1

Month / Year

05 / 2004



KEY NO	PART NO	PART NAME	SPEC	Q'TY		REPAIR	EFFECTIVE DATE	REMARKS
				T430	T450			
033 001	15642080015	GEAR , HELICAL 14T		1	1			
033 003	15642080080	SNAP RING , C TYPE		1	1			
033 004	V6001106305	BEARING , BALL	6305	1	1			
033 005	V6001606307	BEARING , BALL	6307N	1	1			
033 006	14443140041	COLLAR , 35X50X2		1	1			
033 007	V7041400350	C-RING , SHAFT	35	1	1			
033 008	15642160041	WASHER , 30X46X3		1	1			
033 009	15662090013	GEAR , HELICAL 40T		1	1			
033 011	V6544323723	BEARING , NEEDLE.ROLLER	KT323723	1	1			
033 012	15602080093	BUSH , 28X32X31		1	1			
033 013	15642080090	WASHER , 25X46X5		1	1			
033 014	15682090020	HUB , 28X51X21		1	1			
033 015	15602080224	COUPLING , 51X72X18		1	1			
033 016	15642080062	GEAR , HELICAL 36T		1	1			
033 018	V6544323723	BEARING , NEEDLE.ROLLER	KT323723	1	1			
033 019	15602080093	BUSH , 28X32X31		1	1			
033 020	15642080022	WASHER , 28X46X5		1	1			
033 021	V7041400500	C-RING , SHAFT	50	2	2			
033 022	15662090022	GEAR , HELICAL 31T		1	1			
033 024	V6544323723	BEARING , NEEDLE.ROLLER	KT323723	1	1			
033 025	15602080093	BUSH , 28X32X31		1	1			
033 026	15682090020	HUB , 28X51X21		1	1			
033 028	16492092001	SYNCHRONIZER ASSY		1	1	C		
033 029	V7041400500	C-RING , SHAFT	50	2	2			
033 030	15662090032	GEAR , HELICAL 27T		1	1			
033 032	V6544303524	BEARING , NEEDLE.ROLLER	KT303524	1	1			

NOTE



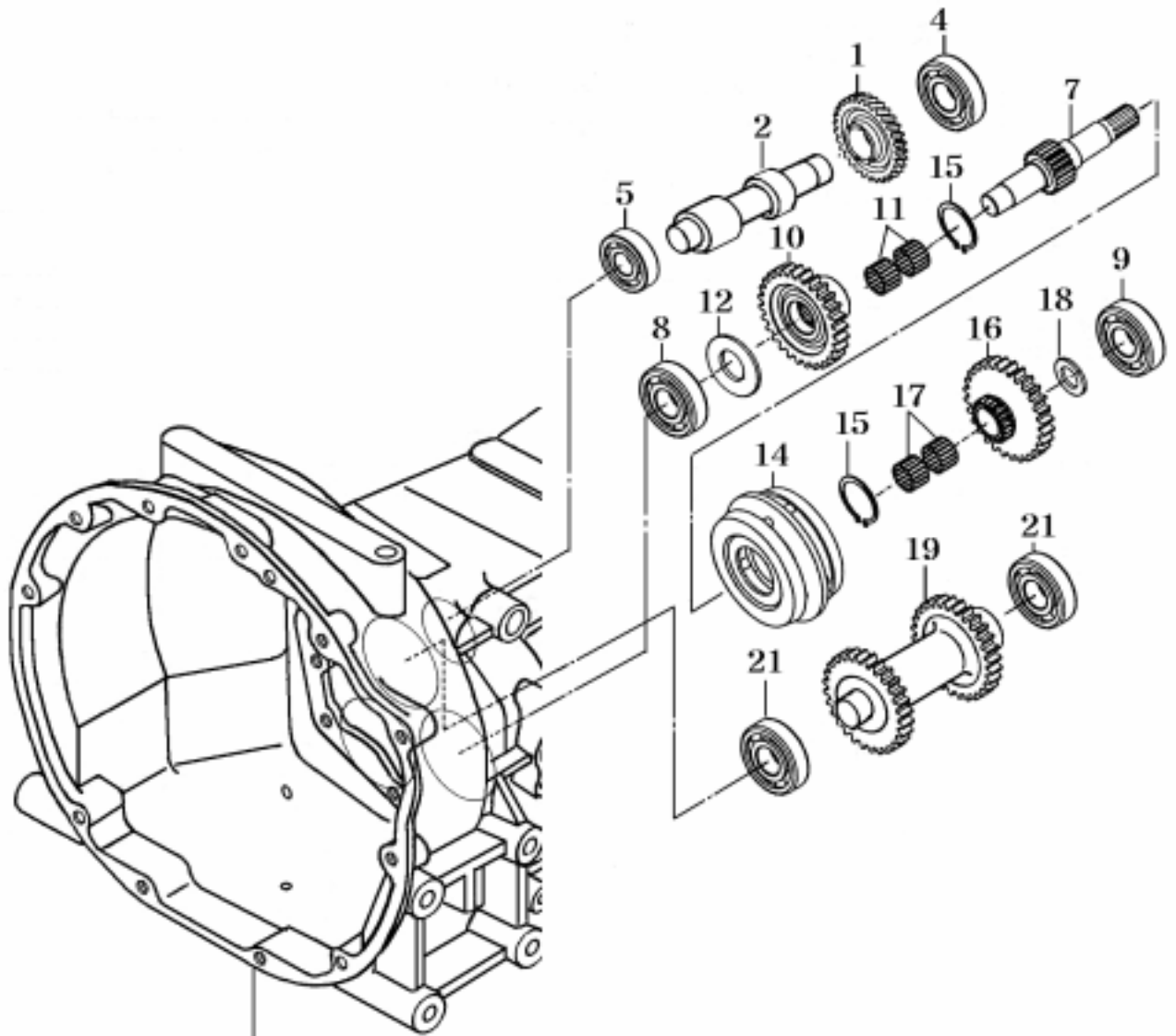
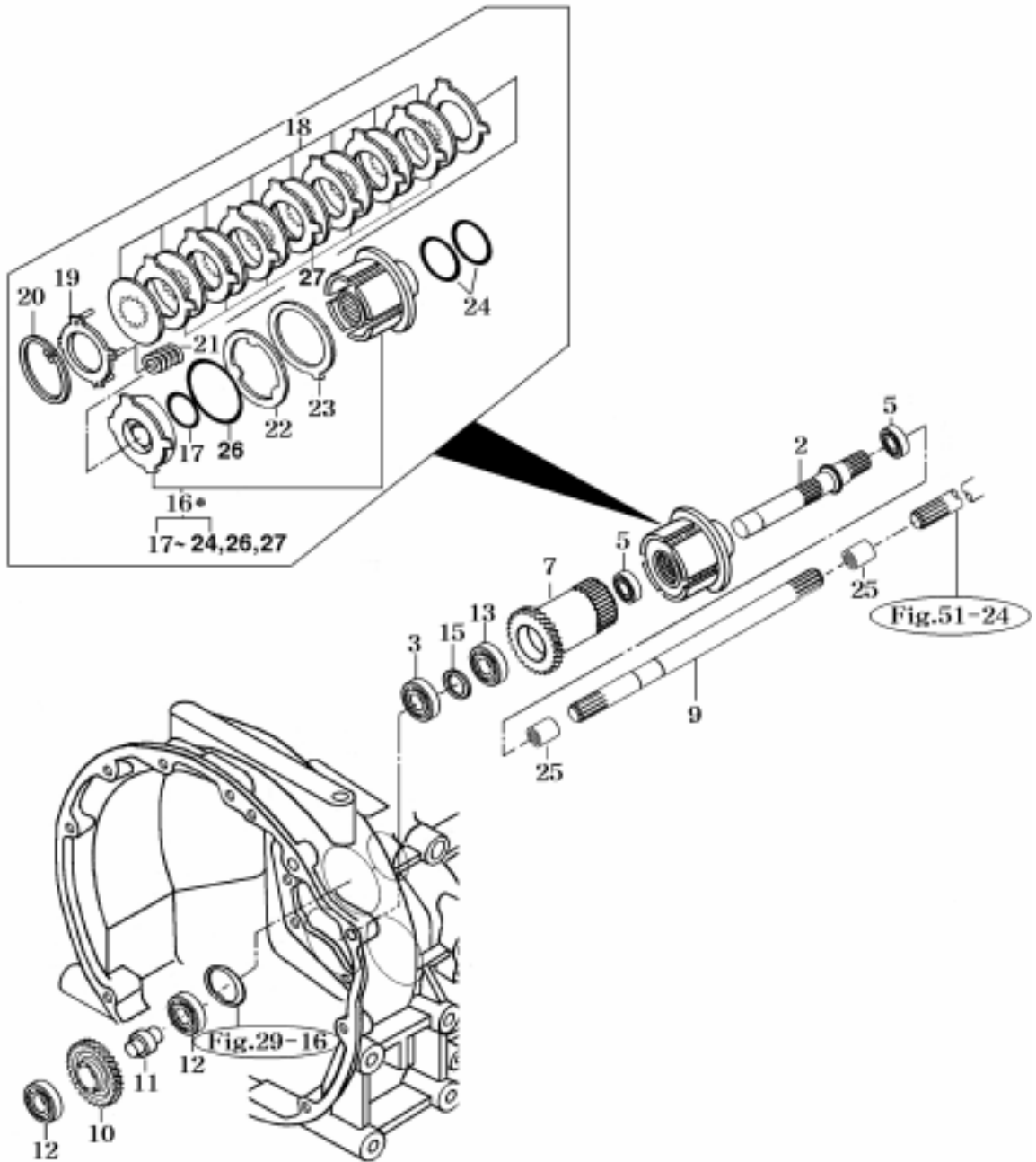


Fig.31-01

NOTE





\* NOT SERVICED SEPARATELY

FIG 036

P.T.O DRIVE SHAFT

P1

Month / Year

05 / 2004



KEY NO	PART NO	PART NAME	SPEC	Q'TY		REPAIR	EFFECTIVE DATE	REMARKS
				T430	T450			
036 002	15642210050	SHAFT , PTO		1	1			
036 003	V6001106305	BEARING , BALL	6305	1	1			
036 005	V6001106005	BEARING , BALL	6005	2	2			
036 007	15642210060	GEAR , HELICAL 31T		1	1			
036 009	15642200032	SHAFT , PTO		1	1			
036 010	15642210012	GEAR , HELICAL 33T		1	1			
036 011	15642210024	SHAFT , IDLE		1	1			
036 012	15972180010	BEARING , BALL	6305AHL1SL	2	2			
036 013	V6001106205	BEARING , BALL	6205	1	1			
036 015	15933070521	COLLAR , 26X35X03		1	1			
036 016	15642212003	CLUTCH ASSY		1	1	C		
036 017	15642212080	SEAL , A		1	1			
036 018	15642212050	DISK , CLUTCH		7	7			
036 019	15642212030	PLATE ASSY		1	1			
036 020	V7051400950	C-RING , HOLE	95	1	1			
036 021	15642212040	SPRING		4	4			
036 022	15642212060	PLATE		1	1			
036 023	15642212070	DISK , BRAKE		1	1			
036 024	14462162180	SEAL SET , B		2	2			
036 025	15602200040	COUPLING , 36X62		2	2			
036 026	15642212090	SEAL ,C		1	1			
036 027	16342212050	PLATE,CLUTCH		6	6			

NOTE

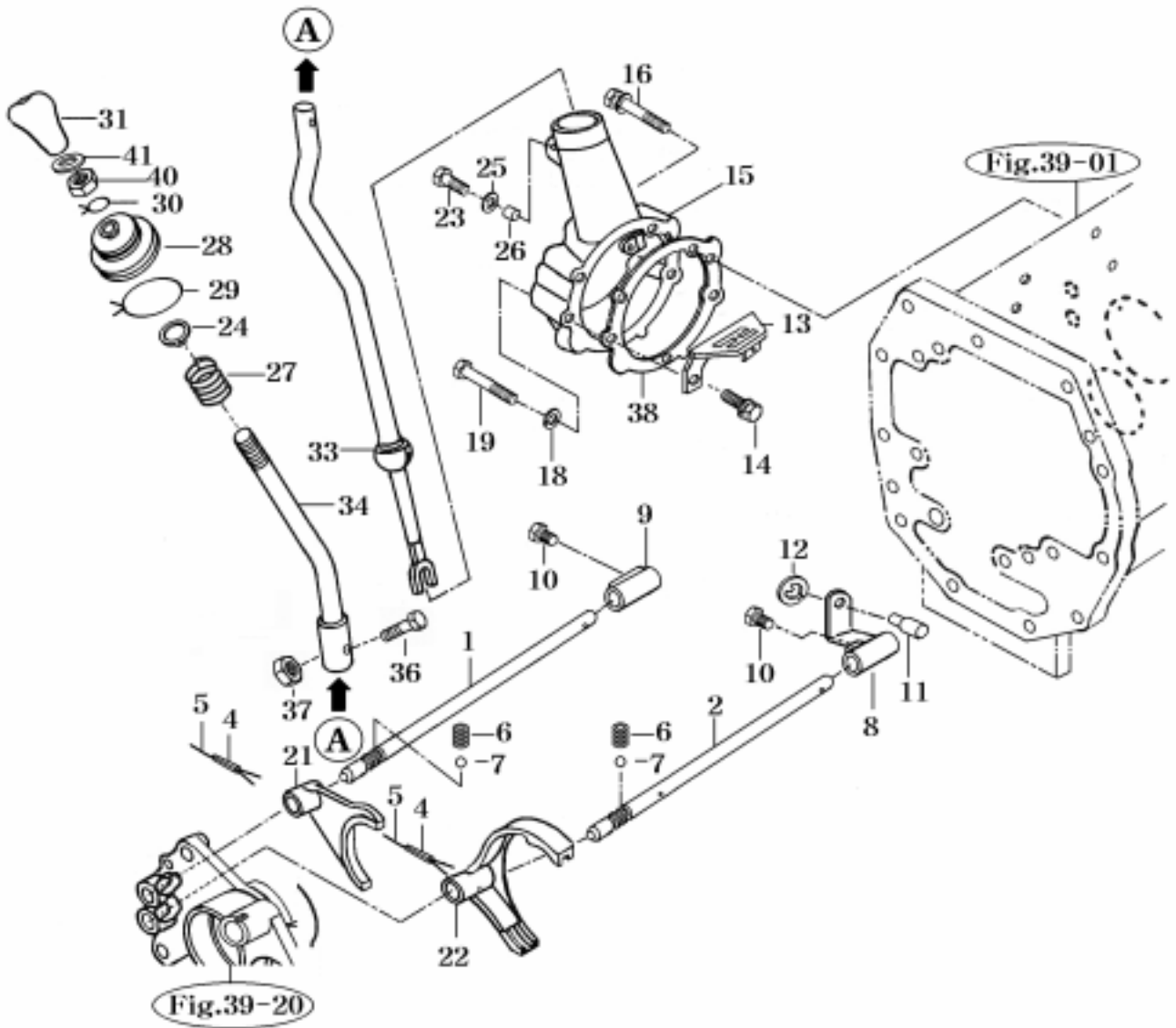
FIG 037

MAIN CHANGE LEVER

P1

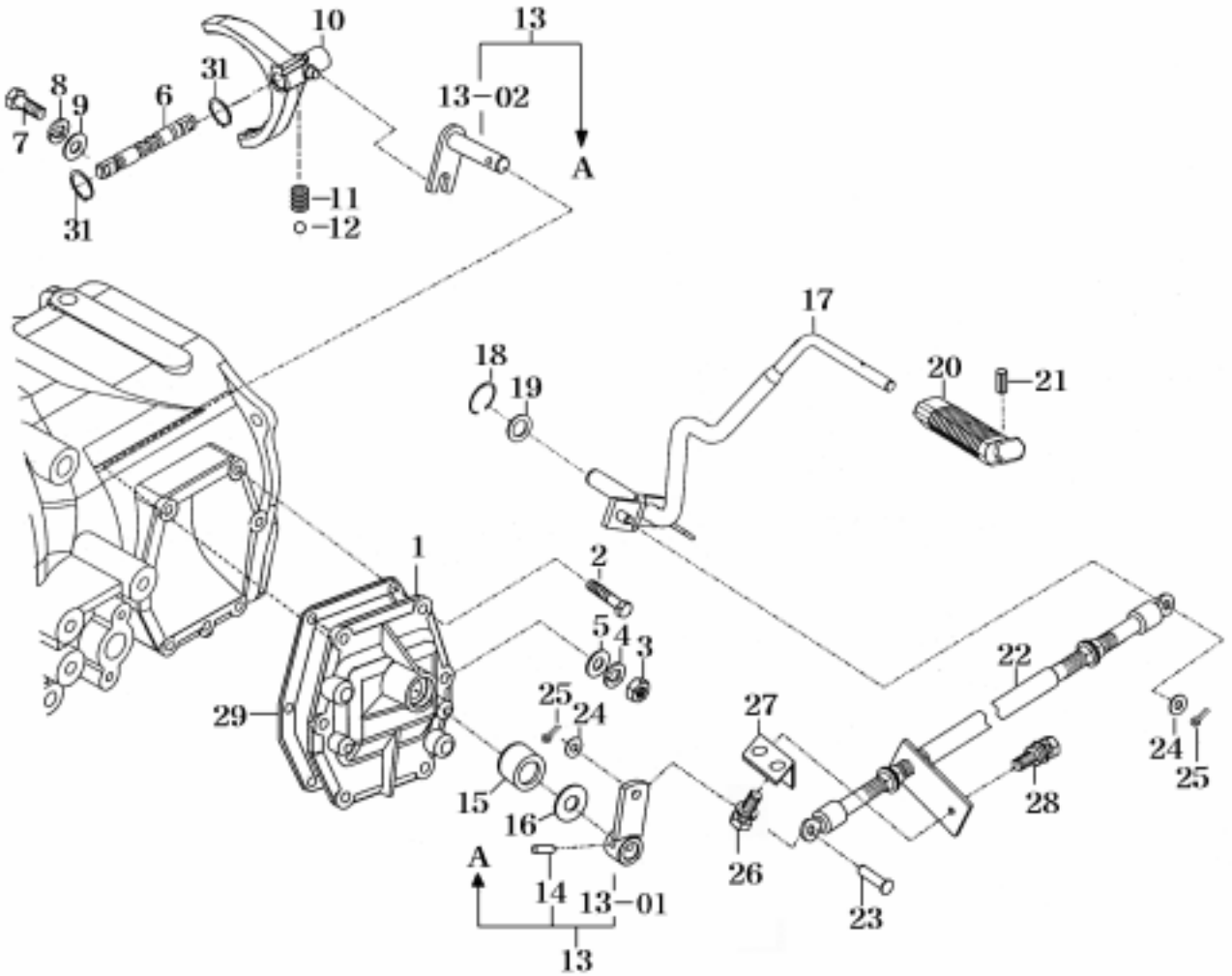
Month/Year

05 / 2004



NOTE





NOTE

FIG 038

REVERSE CHANGE LEVER

P1

Month / Year

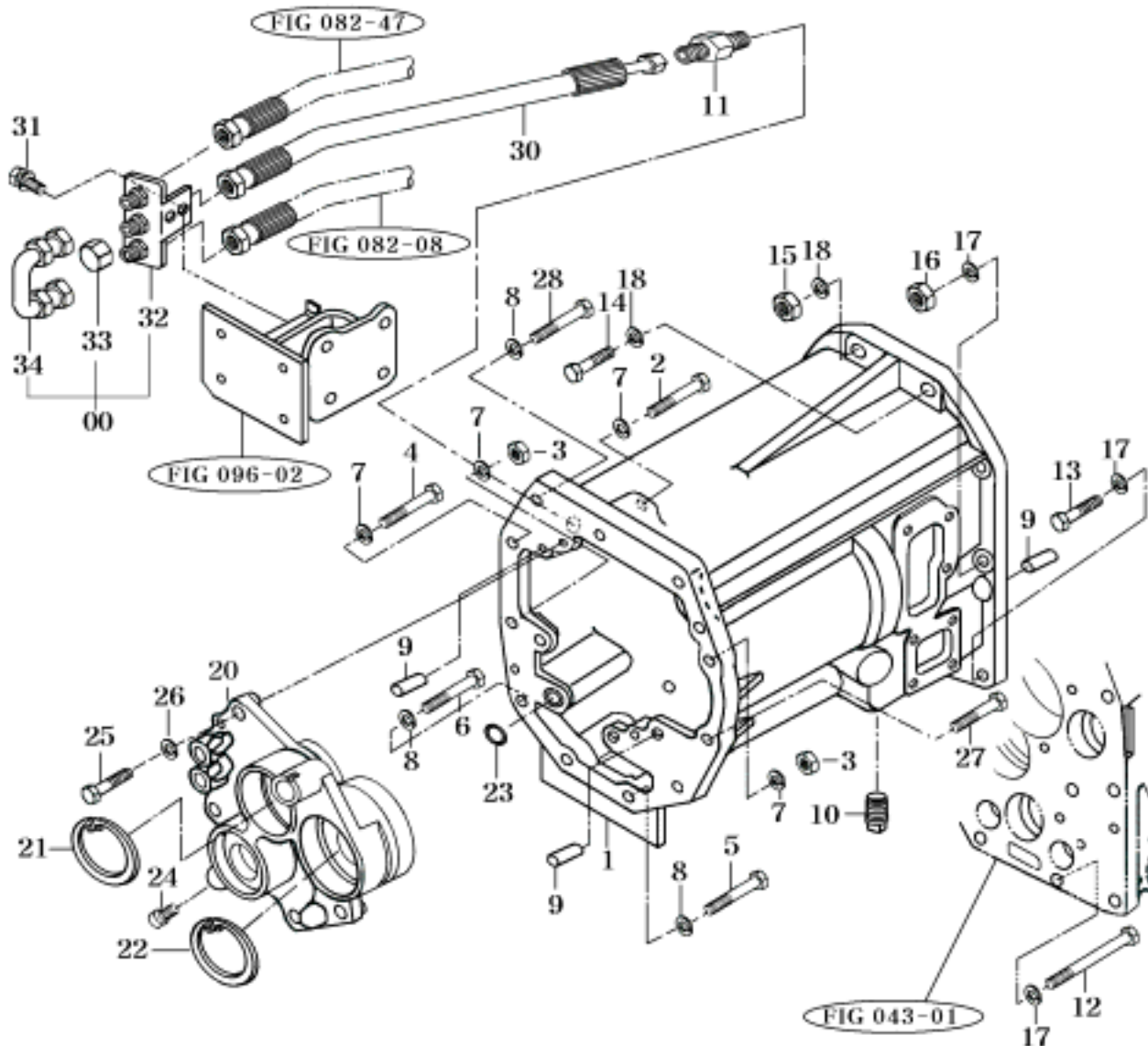
05 / 2004



KEY NO	PART NO	PART NAME	SPEC	Q'TY		REPAIR	EFFECTIVE DATE	REMARKS
				T430	T450			
038 001	15602250015M	METAL , SHIFTER REVERSE		1	1			
038 002	V2183608020	BOLT , HEX/SP	M8X20	4	4			
038 003	V3042600080	NUT , HEX/2	M8	2	2			
038 004	V4011600080	WASHER , SPRING	M8	2	2			
038 005	V4111600080	WASHER , PLAIN	M8	2	2			
038 006	15602250025	STAY , SHIFTER REVERSE		1	1			
038 007	14151210090	BOLT , REAMER		2	2			
038 008	V4011600080	WASHER , SPRING	M8	2	2			
038 009	V4111600080	WASHER , PLAIN	M8	2	2			
038 010	15642260013M	FORK , SHIFTER REVERSE		1	1			
038 011	13022250030	SPRING , SHIFTER		1	1			
038 012	V6802000010	BALL , STEEL		1	1			
038 013	15602252200	ARM SET , REVERSE		1	1			
038 014	V5111006036	PIN , TAPER SPLIT	6X36	1	1			
038 015	V7441142508	SEAL , OIL/D	D14258	1	1	B		
038 016	13667012020	WASHER		1	1			
038 017	15662832004DG	LEVER COMP , BAR 14		1	1			
038 018	V7041400140	C-RING , SHAFT	14	1	1			
038 019	14276010030	WASHER , 15X24X2		2	2			
038 020	15441170051	GRIP , 10X115		1	1			
038 021	V5801403016	PIN , SPRING	3X16	1	1			
038 022	16002842002	CABLE ASSY . REVERSE		1	1	C		
038 023	14322420010	PIN		1	1			
038 024	V4111600080	WASHER , PLAIN	M8	2	2			
038 025	V5001920020	PIN , SPLIT	2X20	2	2			
038 026	V2173608016	BOLT , HEX/S	M8X16	1	1			
038 027	15662840014DG	PLATE		1	1			
038 028	V2183608016	BOLT , HEX/SP	M8X16	2	2			
038 029	16602250010	GASKET , REVERSE METAL		1	1			
038 031	V7041400140	C-RING , SHAFT	14	2	2			
038 029	16602250010	GASKET , REVERSE METAL		1	1	B		
038 031	V7041400140	C-RING , SHAFT	14	2	2			

NOTE





NOTE



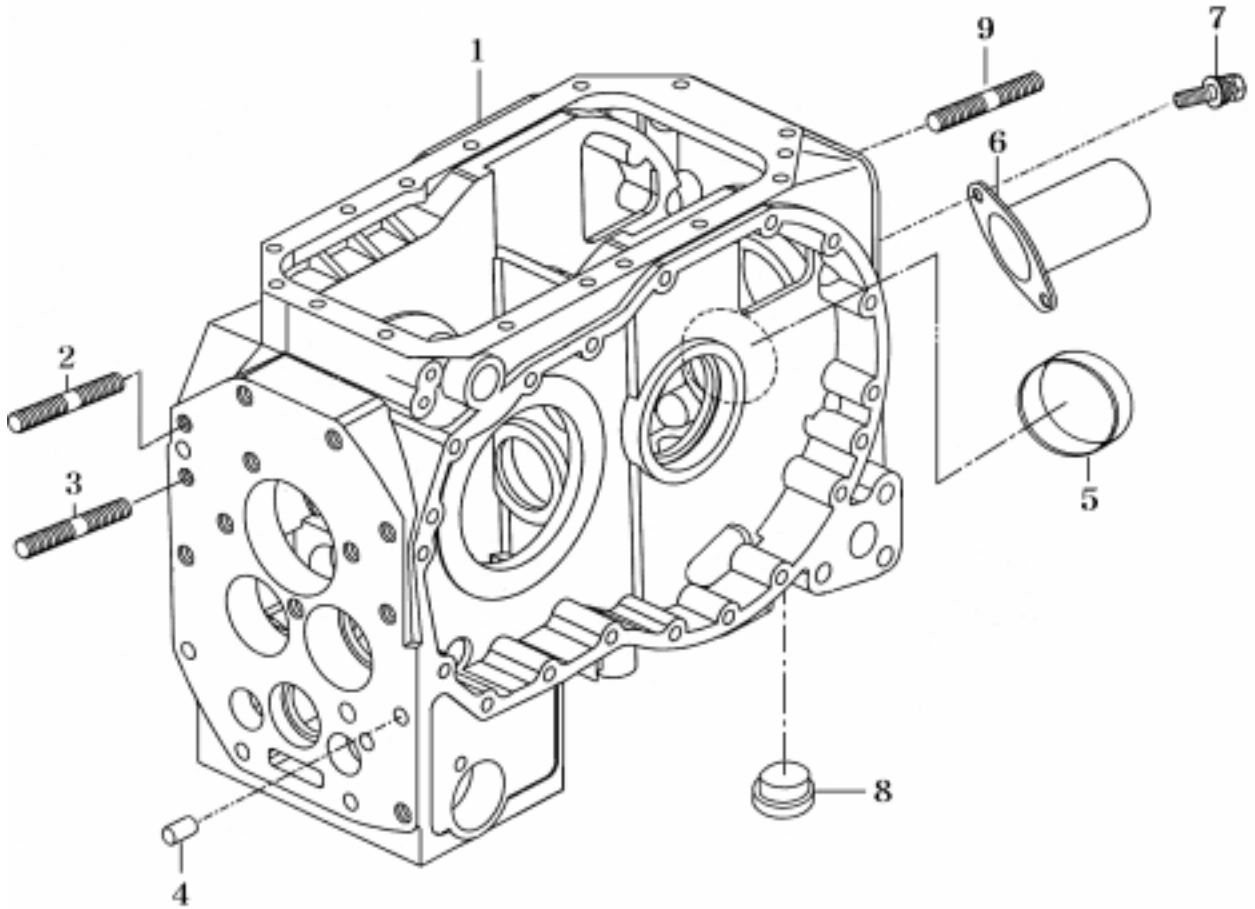
FIG 043

TRANSMISSION REAR CASE

P1

Month/Year

05 / 2004



NOTE

# FIG 043

# TRANSMISSION REAR CASE

P1

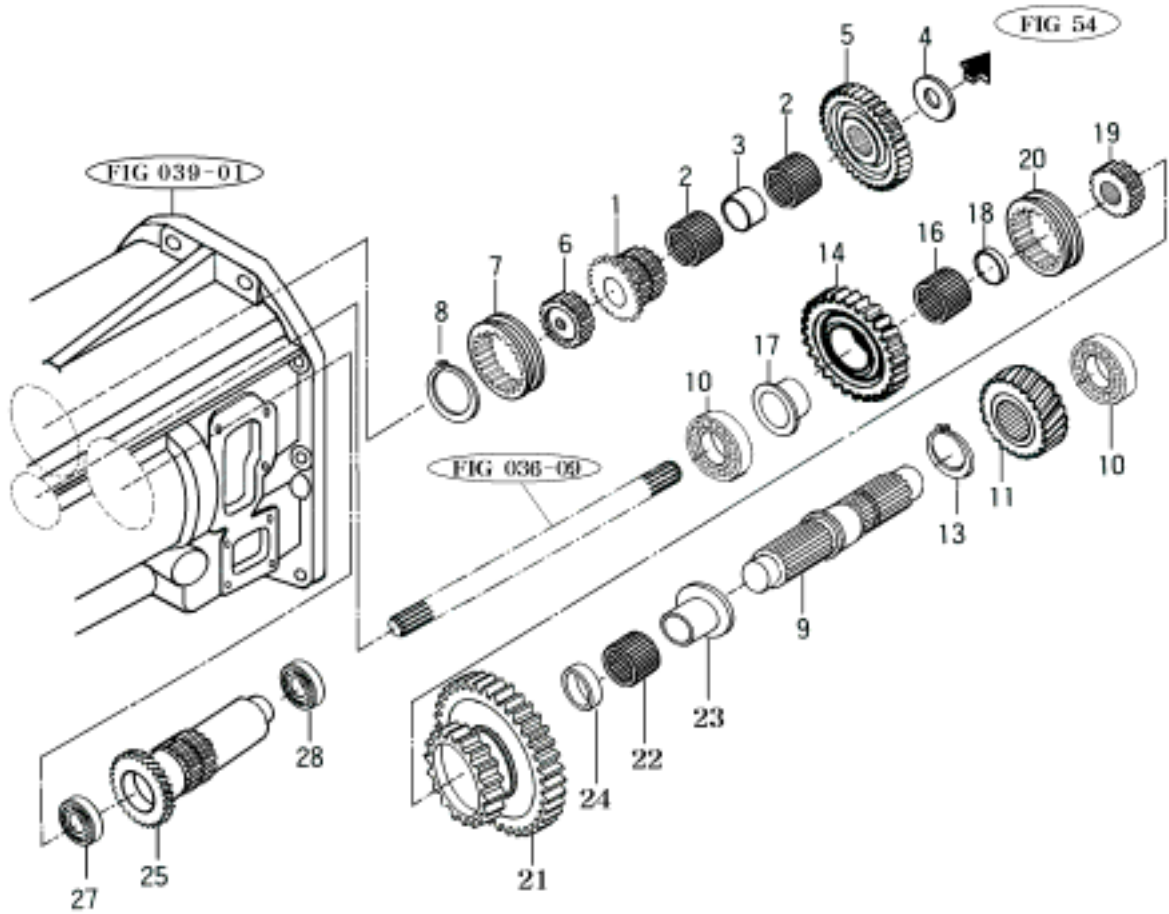
Month / Year

05 / 2004



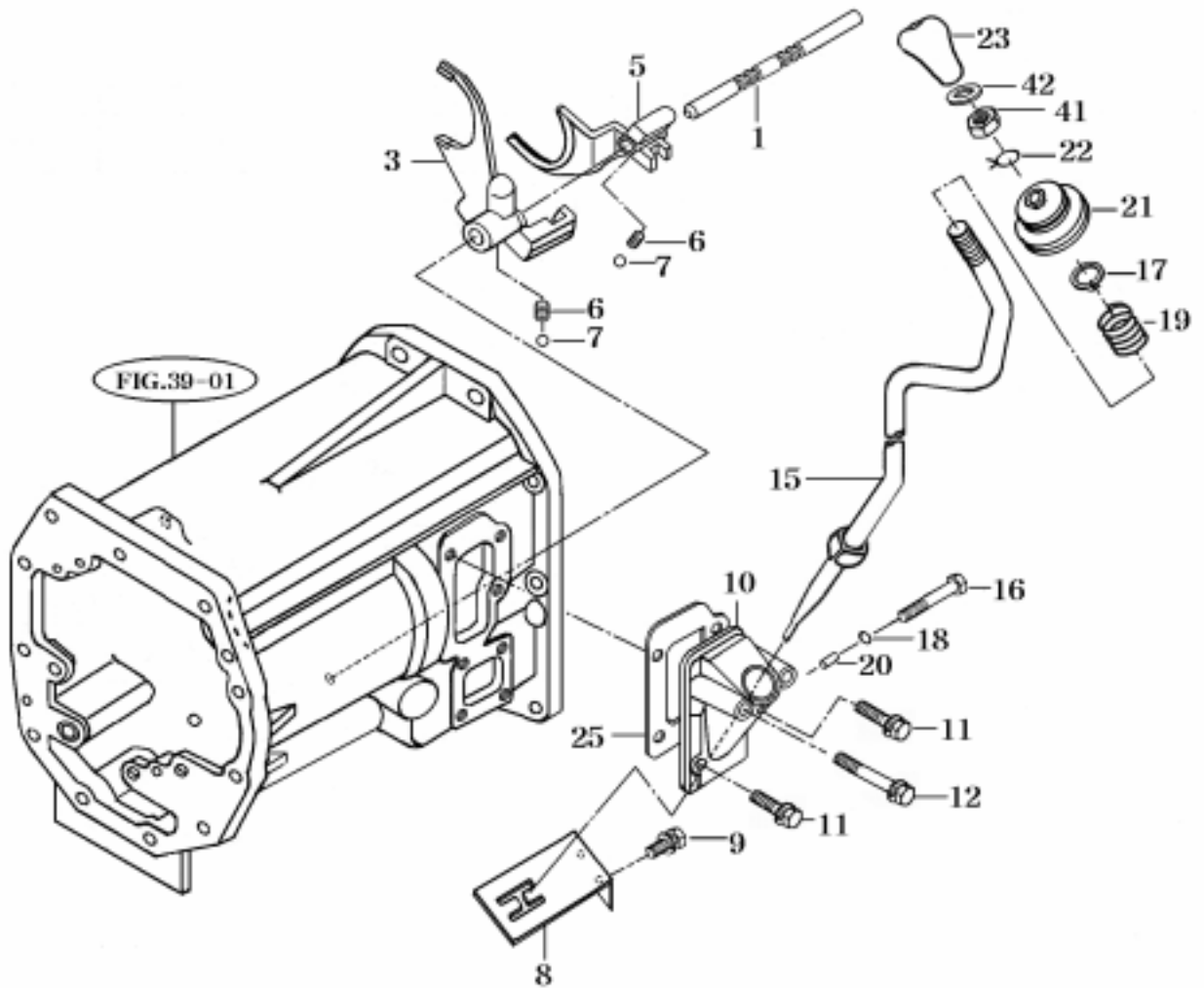
KEY NO	PART NO	PART NAME	SPEC	Q'TY		REPAIR	EFFECTIVE DATE	REMARKS
				T430	T450			
043	001	15642400019M	CASE , RR TRANSMISSION		1	1		
043	002	V2513414035	BOLT , STUD/2	M14X35	2	2		
043	003	V2513412035	BOLT , STUD/2	M12X35	2	2		
043	004	V5201010022	PIN , PARALLEL/A	10X22	8	8		
043	005	14254330180	CAP , 72		1	1	C	
043	006	14443140091	CAP , PTO SHAFT		1	1		
043	007	V2183608016	BOLT , HEX/SP	M8X16	2	2		
043	008	14273170040	CAP , M14		4	4		
043	009	V2513416035	BOLT , STUD/2	M16X35	2	2		

NOTE



NOTE

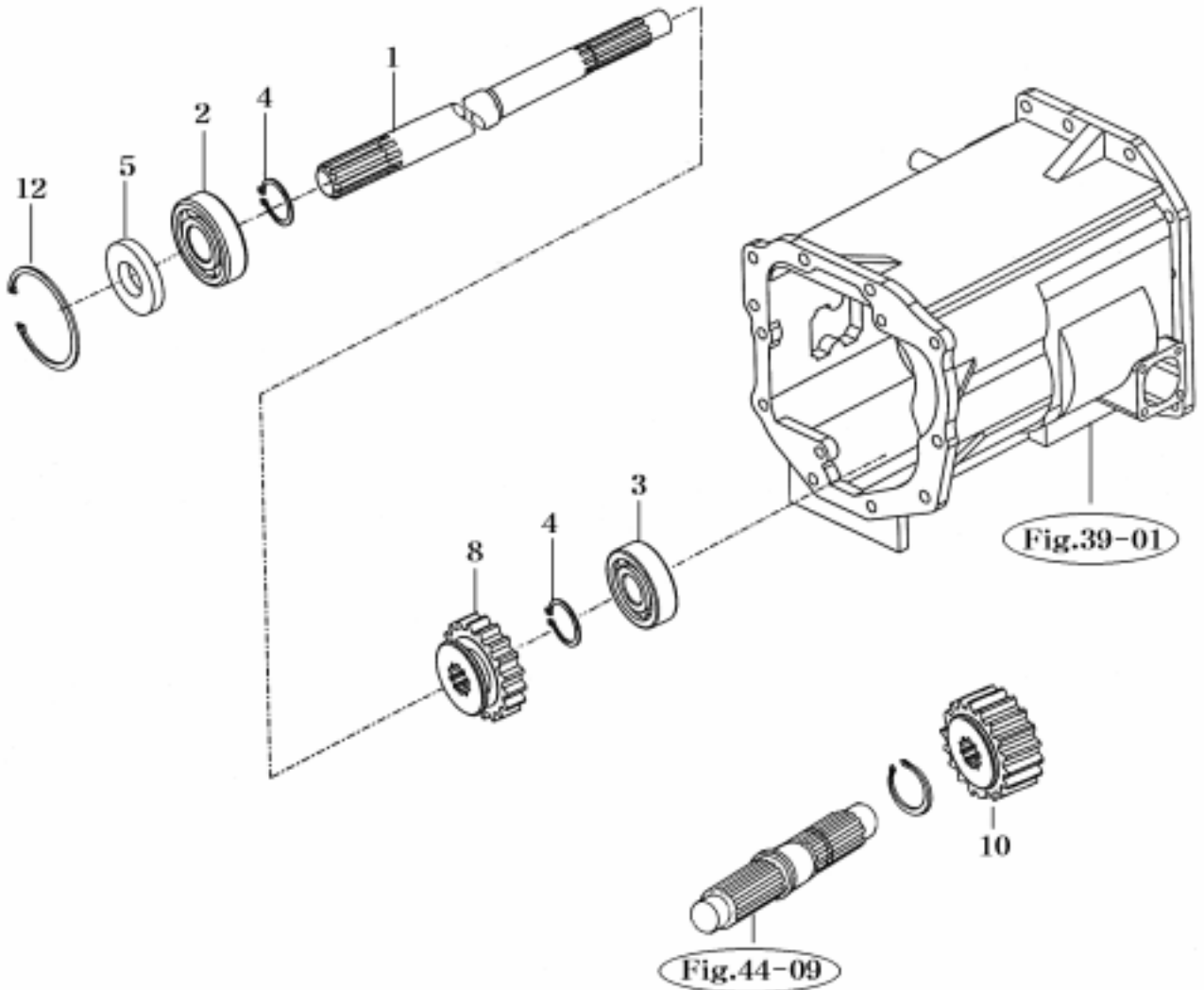




NOTE







NOTE



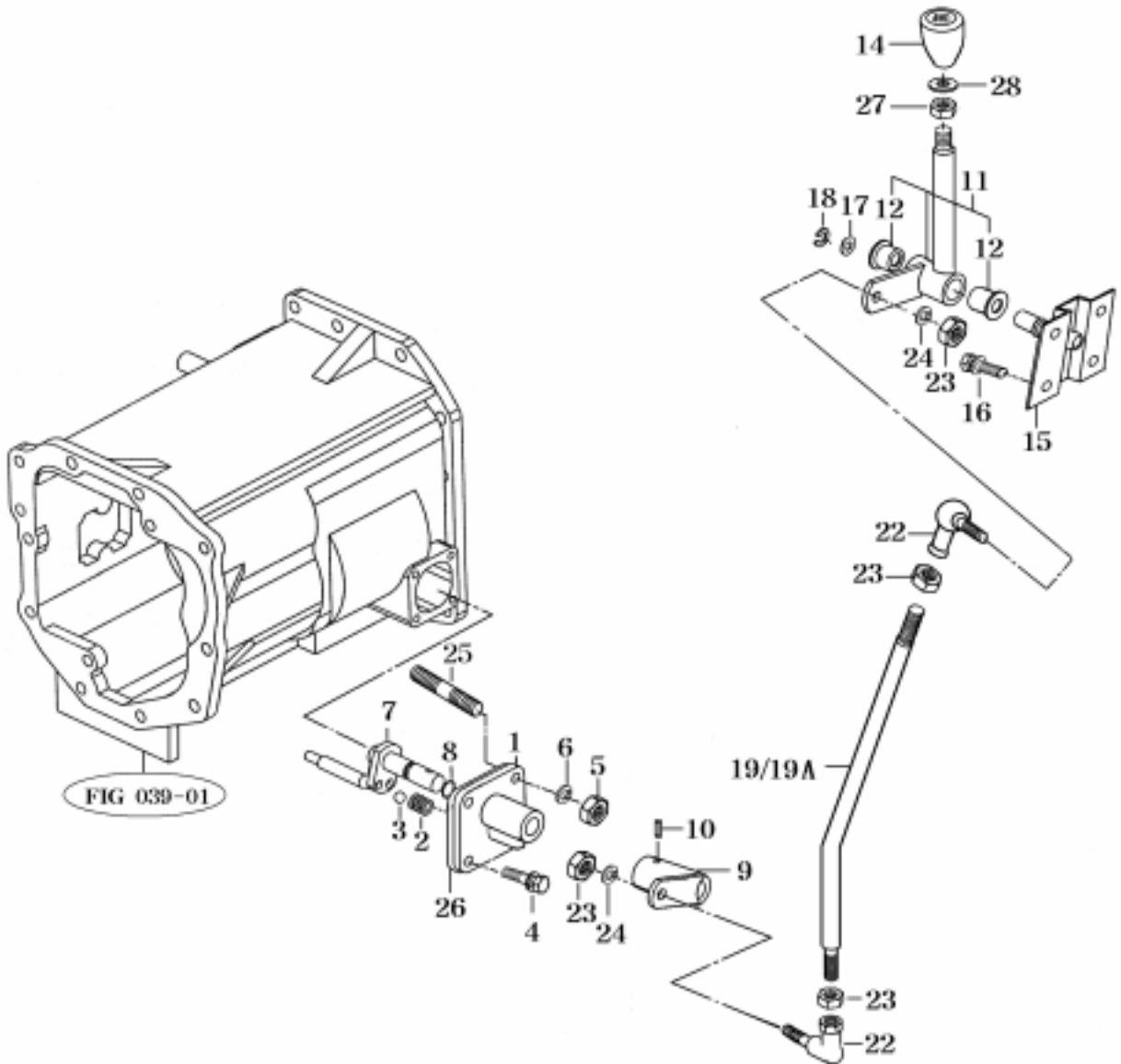
FIG 050

4WD CHANGE LEVER

P1

Month/Year

05 / 2004



NOTE

# FIG 050

# 4WD CHANGE LEVER

P1

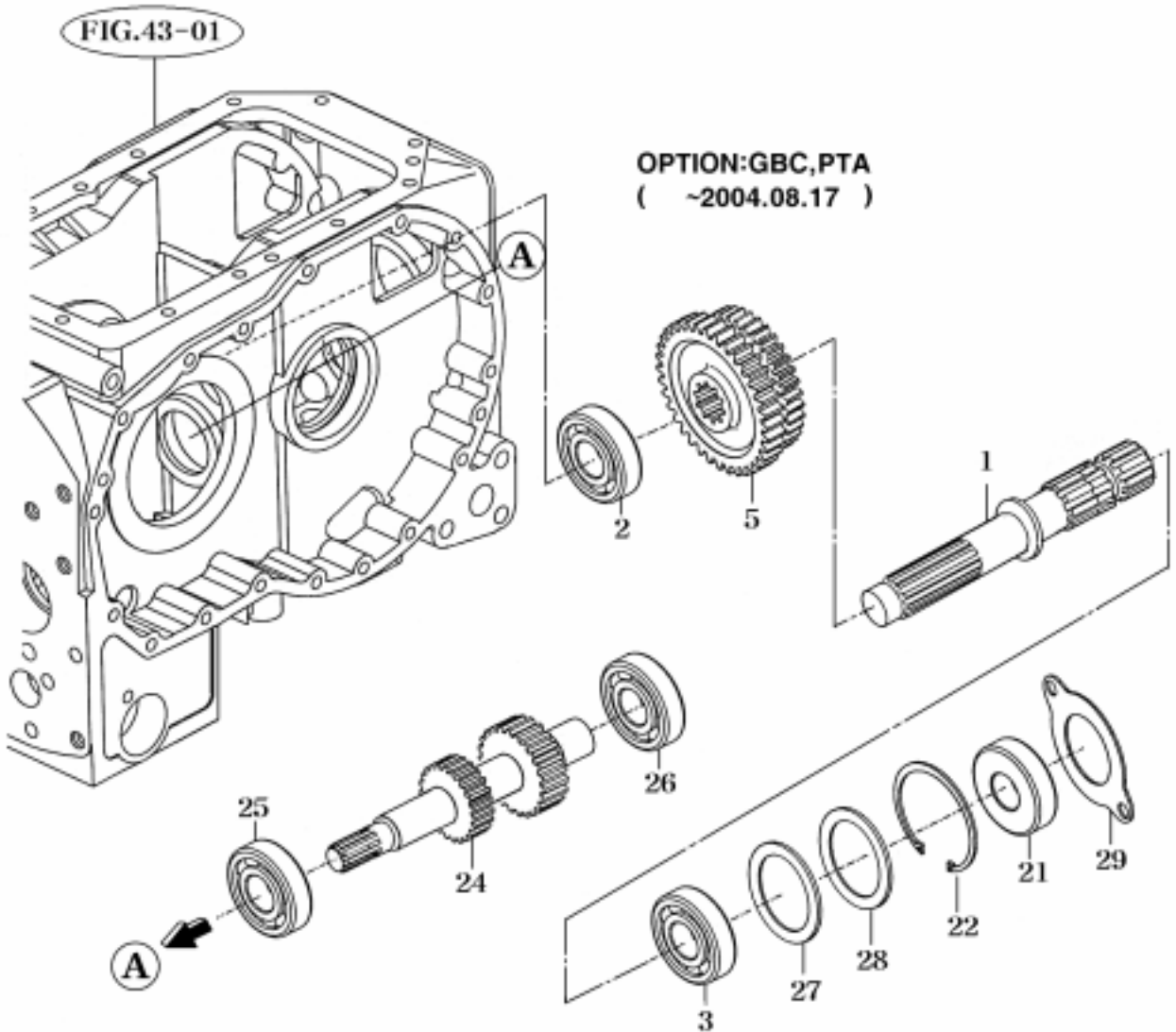
Month / Year

05 / 2004



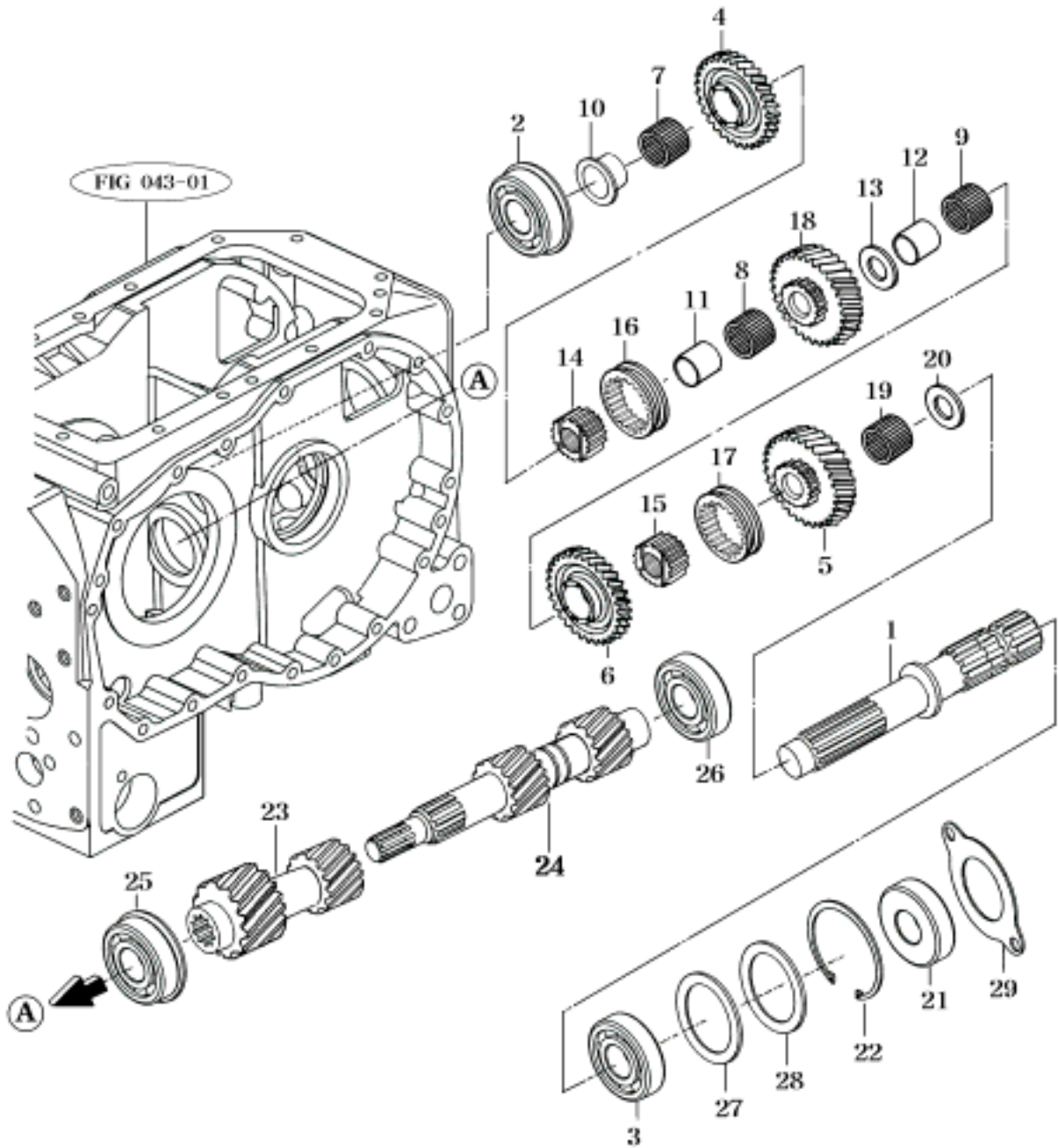
KEY NO	PART NO	PART NAME	SPEC	Q'TY		REPAIR	EFFECTIVE DATE	REMARKS
				T430	T450			
050 001	15602650021M	METAL , SHIFTER		1	1			
050 002	13022250030	SPRING , SHIFTER		1	1			
050 003	V6802000010	BALL , STEEL		1	1			
050 004	V2173608020	BOLT , HEX/S	M8X20	2	2			
050 005	V3042600080	NUT , HEX/2	M8	2	2			
050 006	V4011600080	WASHER , SPRING	M8	2	2			
050 007	15602652202	ARM COMP		1	1			
050 008	V7201024014	O-RING , P	P14	1	1			
050 009	16322652000	ARM COMP , PLATE		1	1			
050 010	V5801406025	PIN , SPRING	6X25	1	1			
050 011	16992872500	LEVER ASSY , BAR 12		1	1			
050 012	15602870023	BUSH , 16X24X15		2	2			
050 014	16992190062	GRIP , 4WD		1	1			
050 015	15642872002DG	BRACKET COMP		1	1			
050 016	V2173608016	BOLT , HEX/S	M8X16	4	4			
050 017	36212110030	WASHER , TENSION ARM		1	1			
050 018	V7041400160	C-RING , SHAFT	16	1	1			
050 019	12852870810	ROD		1	1			GBC,PTA
050 019A	16322880020	ROD		1	1			USM,USD,AUZ,TNF
050 022	36402200040	ELBOW , RH		2	2			
050 023	V3042600080	NUT , HEX/2	M8	4	4			
050 024	V4011600080	WASHER , SPRING	M8	2	2			
050 025	V2513408020	BOLT , STUD/2	M8X20	2	2			
050 026	14443120050	PACKING , BOSS		1	1	B		
050 027	V3342600100	NUT , HEX FINE/2	M10	1	1			
050 028	V4111600100	WASHER,PLAIN	M10	1	1			

NOTE



NOTE 2 Speed PTO

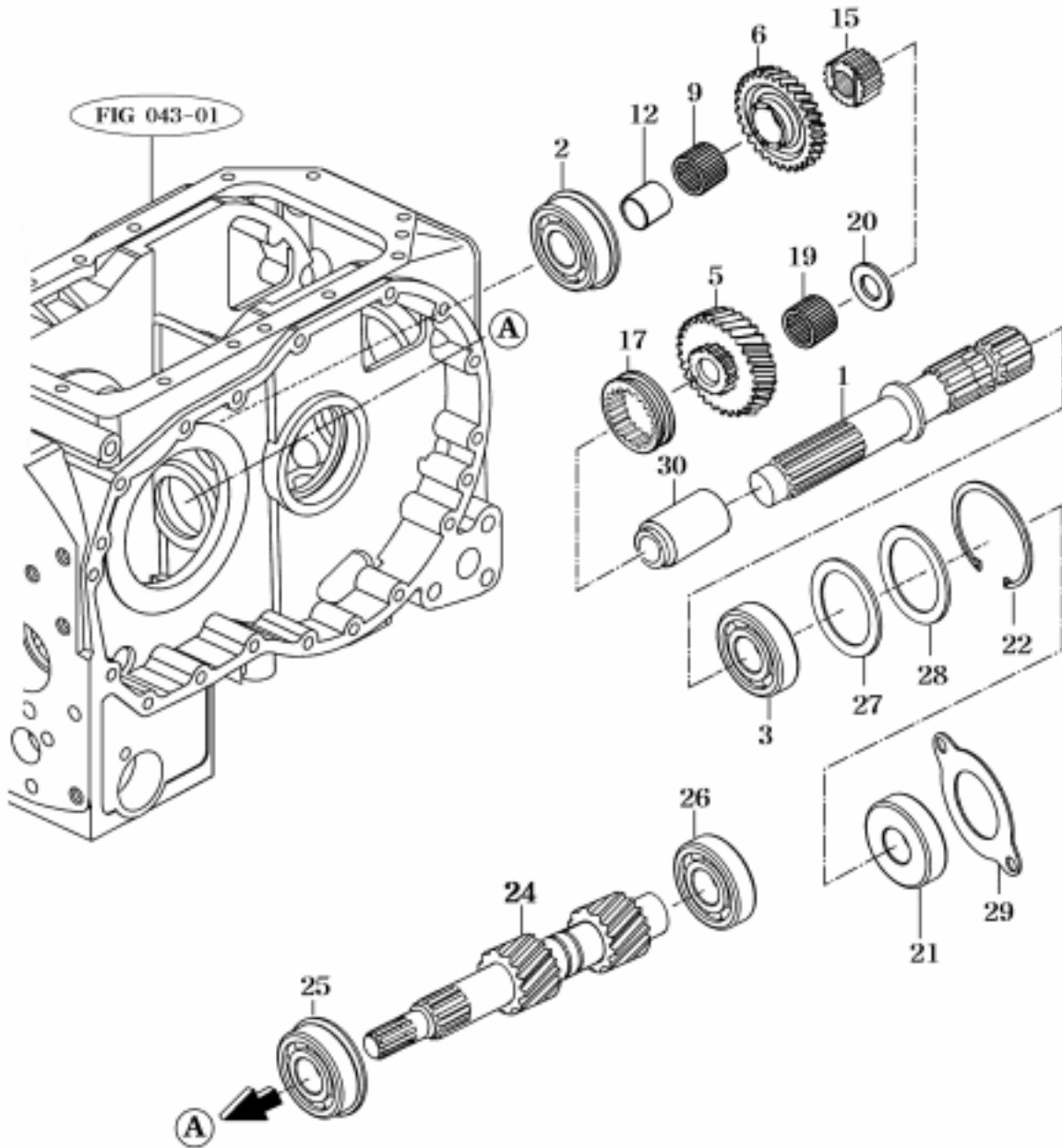




NOTE 4Speed PTO





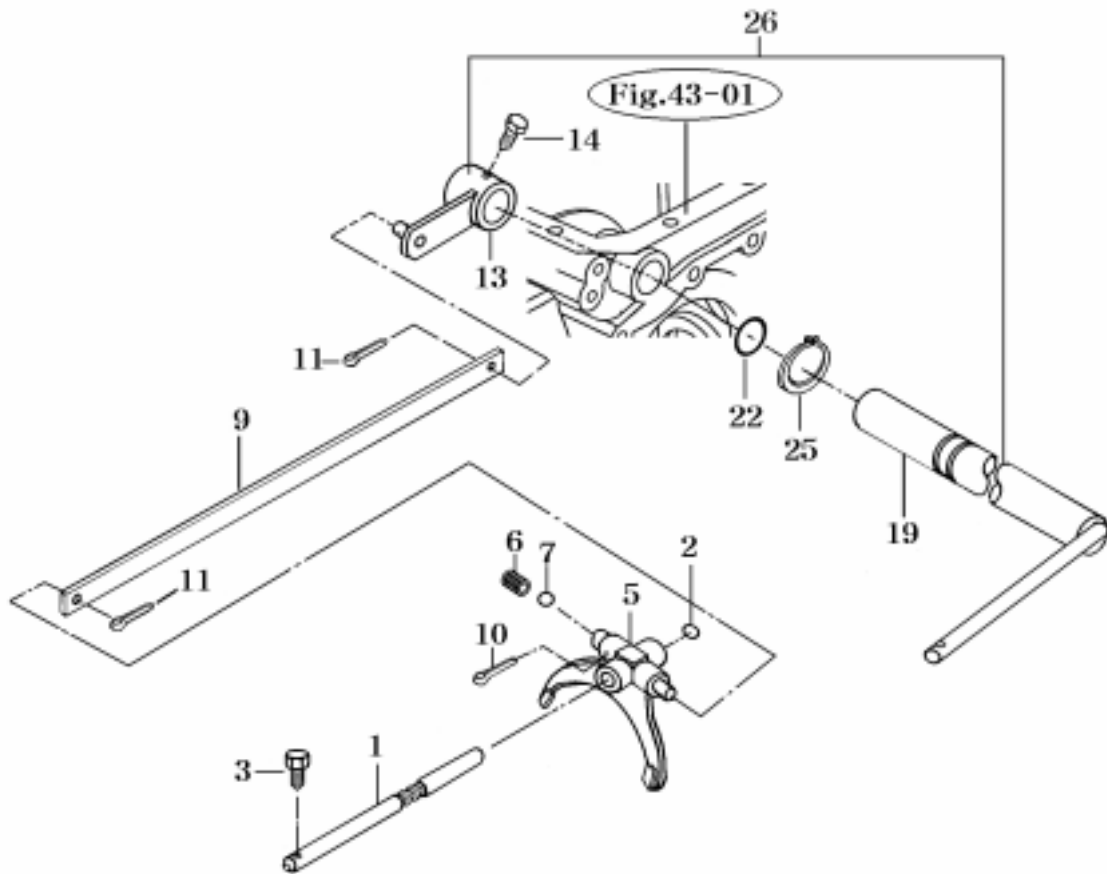


NOTE 2Speed PTO





OPTION:GBC,PTA  
( ~2004.08.17 )



NOTE 2Speed PTO

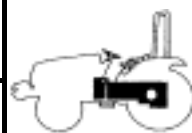
FIG 052

P.T.O CHANGE LINKAGE

P1

Month / Year

05 / 2004



KEY NO	PART NO	PART NAME	SPEC	Q'TY		REPAIR	EFFECTIVE DATE	REMARKS
				T430	T450			
052 001	12102750010	STAY , SHIFTER PTO		1	1		~2004.04.17	GBC,PTA
052 002	V7201024010	O-RING , P	P10A	1	1		~2004.04.17	GBC,PTA
052 003	15602231600	BOLT , SET SEAL LOCK	M8X16	1	1		~2004.04.17	GBC,PTA
052 005	14502750031M	FORK , SHIFTER PTO		1	1		~2004.04.17	GBC,PTA
052 006	13022250030	SPRING , SHIFTER		1	1		~2004.04.17	GBC,PTA
052 007	V6802000010	BALL , STEEL		1	1		~2004.04.17	GBC,PTA
052 009	14502750051	PLATE , 19X396		1	1		~2004.04.17	GBC,PTA
052 010	V5001930025	PIN , SPLIT	3X25	1	1		~2004.04.17	GBC,PTA
052 011	V5001925020	PIN , SPLIT	2.5X20	2	2		~2004.04.17	GBC,PTA
052 013	14502752101	ARM COMP		1	1		~2004.04.17	GBC,PTA
052 014	15602231600	BOLT , SET SEAL LOCK	M8X16	1	1		~2004.04.17	GBC,PTA
052 019	12702752300	ARM COMP		1	1		~2003.12.31	GBC,PTA
052 019	12702752301	ARM COMP		1	1		~2004.04.17	GBC,PTA
052 022	V7201024021	O-RING , P	P21	1	1		~2004.04.17	GBC,PTA
052 025	V7041400250	C-RING , SHAFT	25	1	1		~2004.04.17	GBC,PTA
052 026	12752750200	ARM SET. PTO		1	1		~2004.04.17	GBC,PTA

NOTE 2Speed PTO

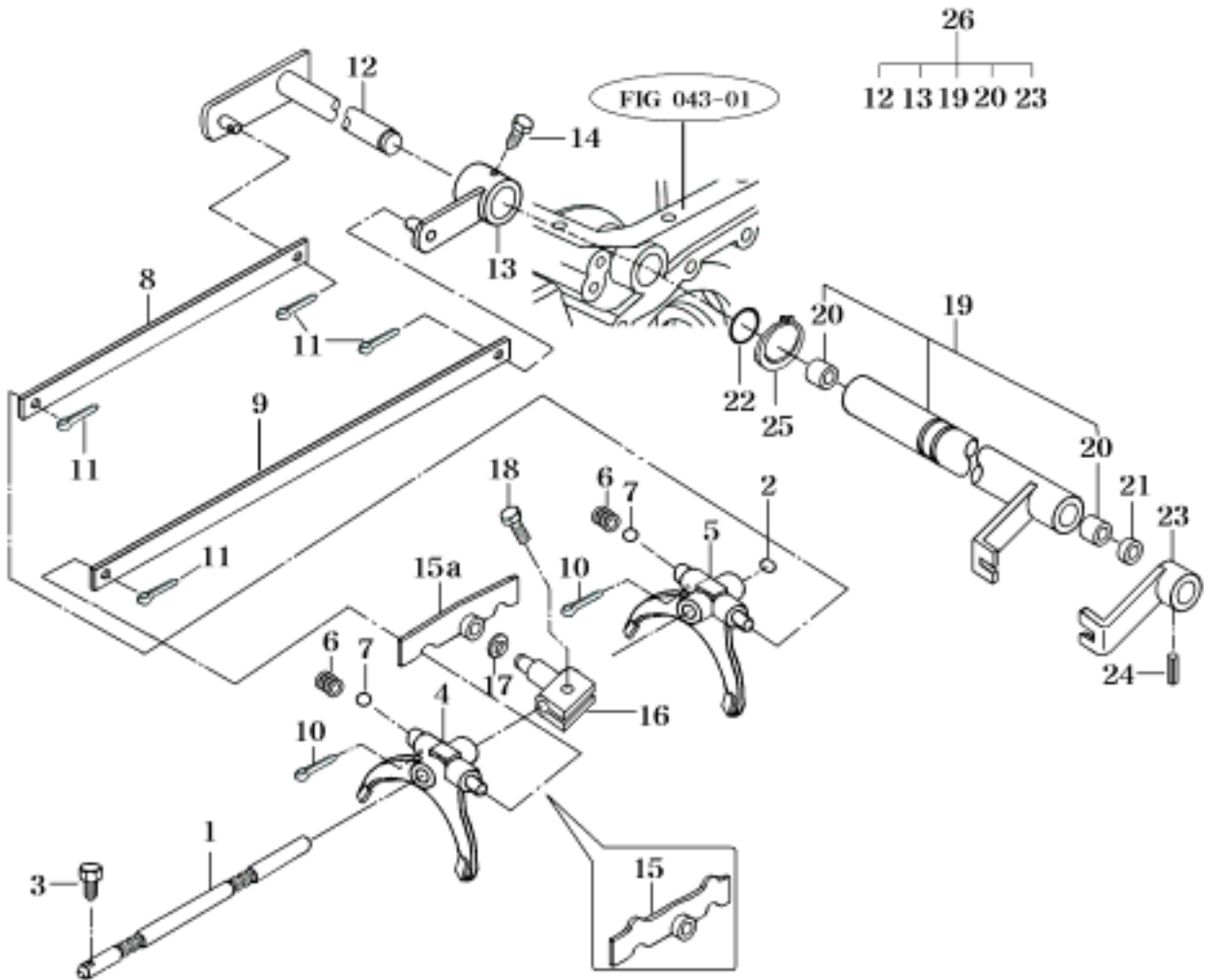
FIG 052A

P.T.O CHANGE LINKAGE

P1

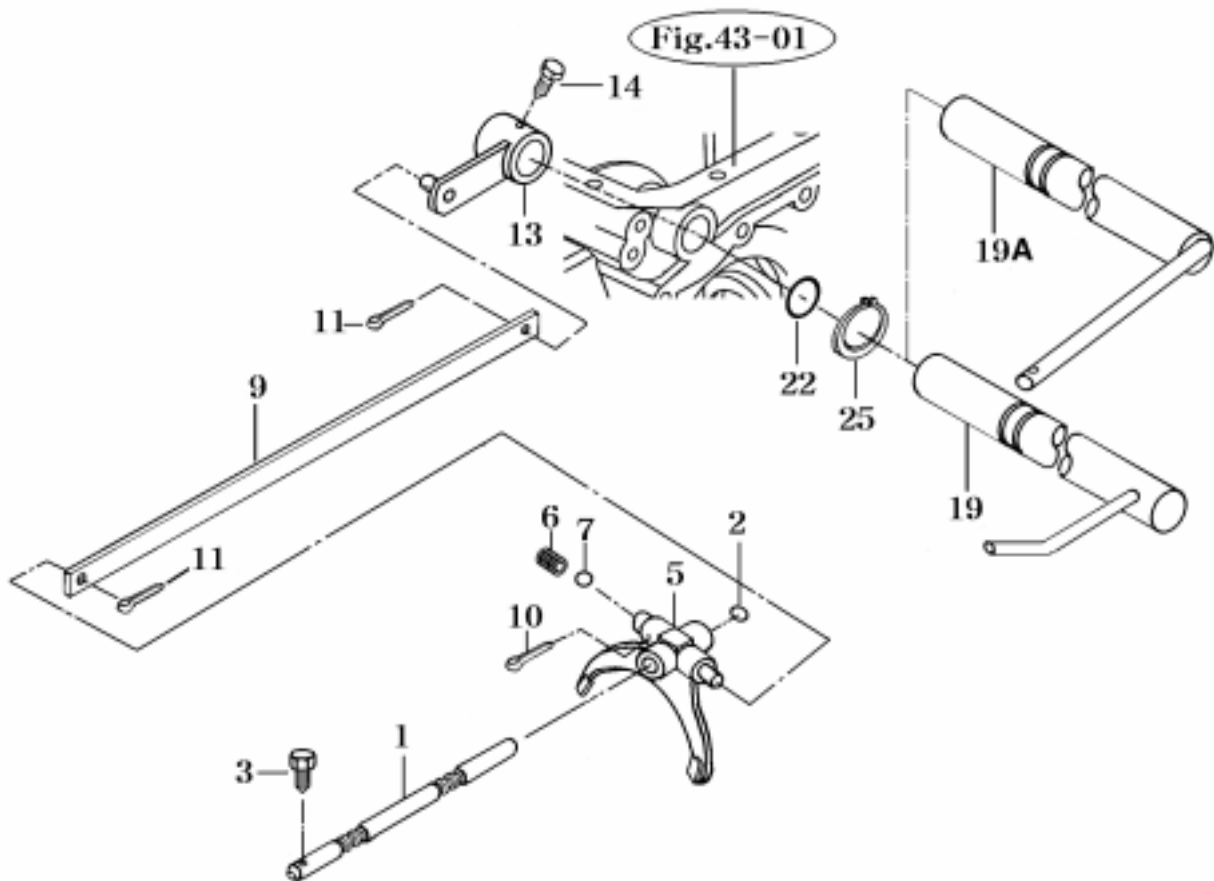
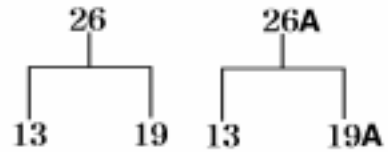
Month/Year

05 / 2004



NOTE 4Speed PTO





NOTE 2Speed PTO

**FIG 052B**

**P.T.O CHANGE LINKAGE**

P1

Month / Year

05 / 2004



KEY NO	PART NO	PART NAME	SPEC	Q'TY		REPAIR	EFFECTIVE DATE	REMARKS
				T430	T450			
052B 001	15642750014	STAY , SHIFTER PTO		1	1			USD,USM,GBC,PTA
052B 002	V7201024010	O-RING , P	P10A	1	1			USD,USM,GBC,PTA
052B 003	15602231600	BOLT , SET SEAL LOCK	M8X16	1	1			USD,USM,GBC,PTA
052B 005	15642750033M	FORK , SHIFTER PTO		1	1			USD,USM,GBC,PTA
052B 006	13022250030	SPRING , SHIFTER		1	1			USD,USM,GBC,PTA
052B 007	V6802000010	BALL , STEEL		1	1			USD,USM,GBC,PTA
052B 009	16602750050	PLATE , 19X396		1	1			USD,USM,GBC,PTA
052B 010	V5001930025	PIN , SPLIT	3X25	1	1			USD,USM,GBC,PTA
052B 011	V5001925020	PIN , SPLIT	2.5X20	2	2			USD,USM,GBC,PTA
052B 013	15642752103	ARM COMP		1	1			USD,USM,GBC,PTA
052B 014	15602231600	BOLT , SET SEAL LOCK	M8X16	1	1			USD,USM,GBC,PTA
052B 019	12102752301	ARM COMP		-	1			USD,USM
052B 019A	12702752301	LEVER COMP		1	1		2004.08.19-	GBC,PTA
052B 022	V7201024021	O-RING , P	P21	1	1			USD,USM,GBC,PTA
052B 025	V7041400250	C-RING , SHAFT	25	1	1			USD,USM,GBC,PTA
052B 026	12102750200	ARM SET , PTO		-	1			USD,USM
052B 026A	14202750200	ARM SET , PTO		1	1		2004.08.19-	GBC,PTA

**NOTE** 4Speed PTO



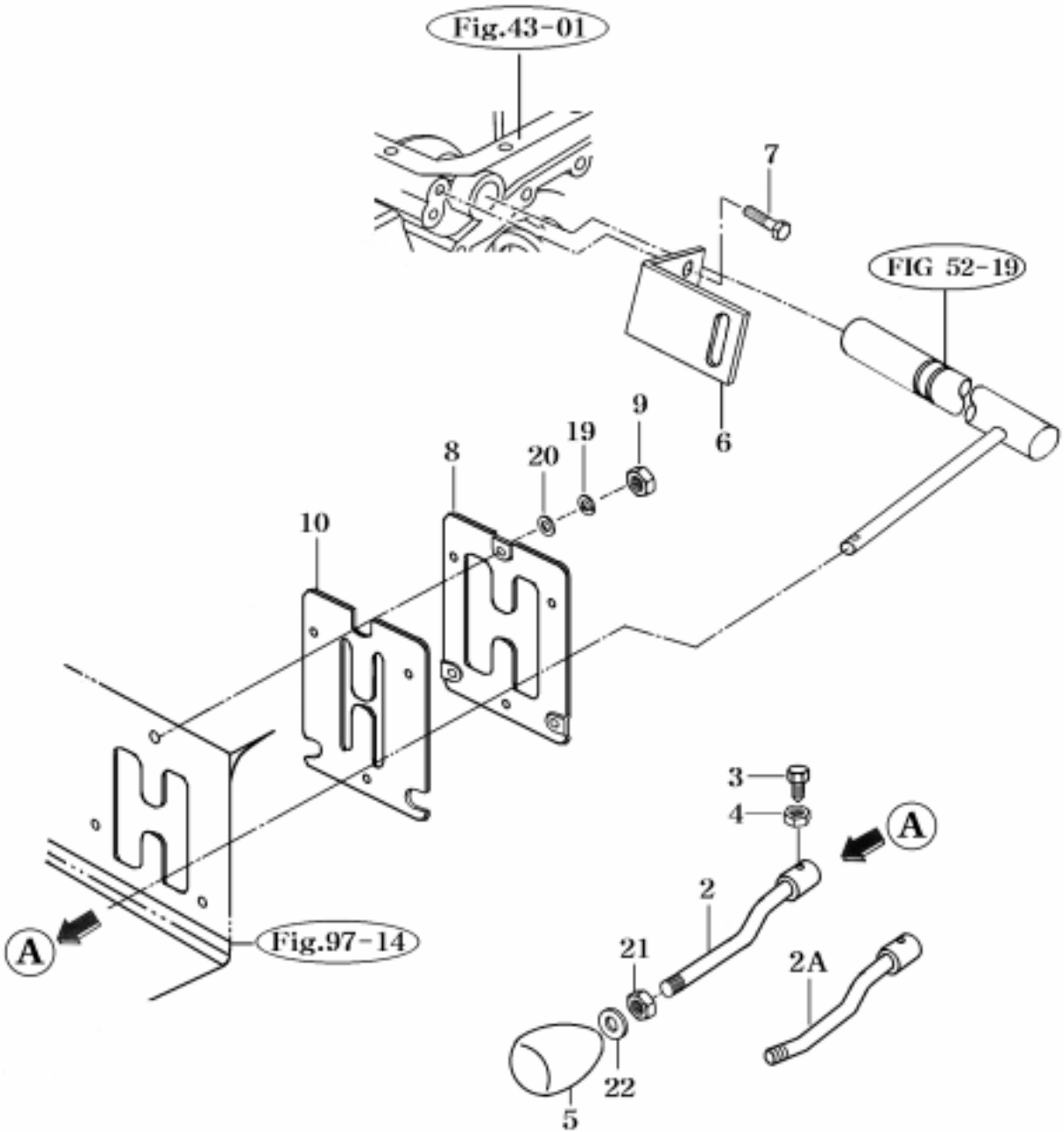
FIG 053

P.T.O CHANGE LEVER

P1

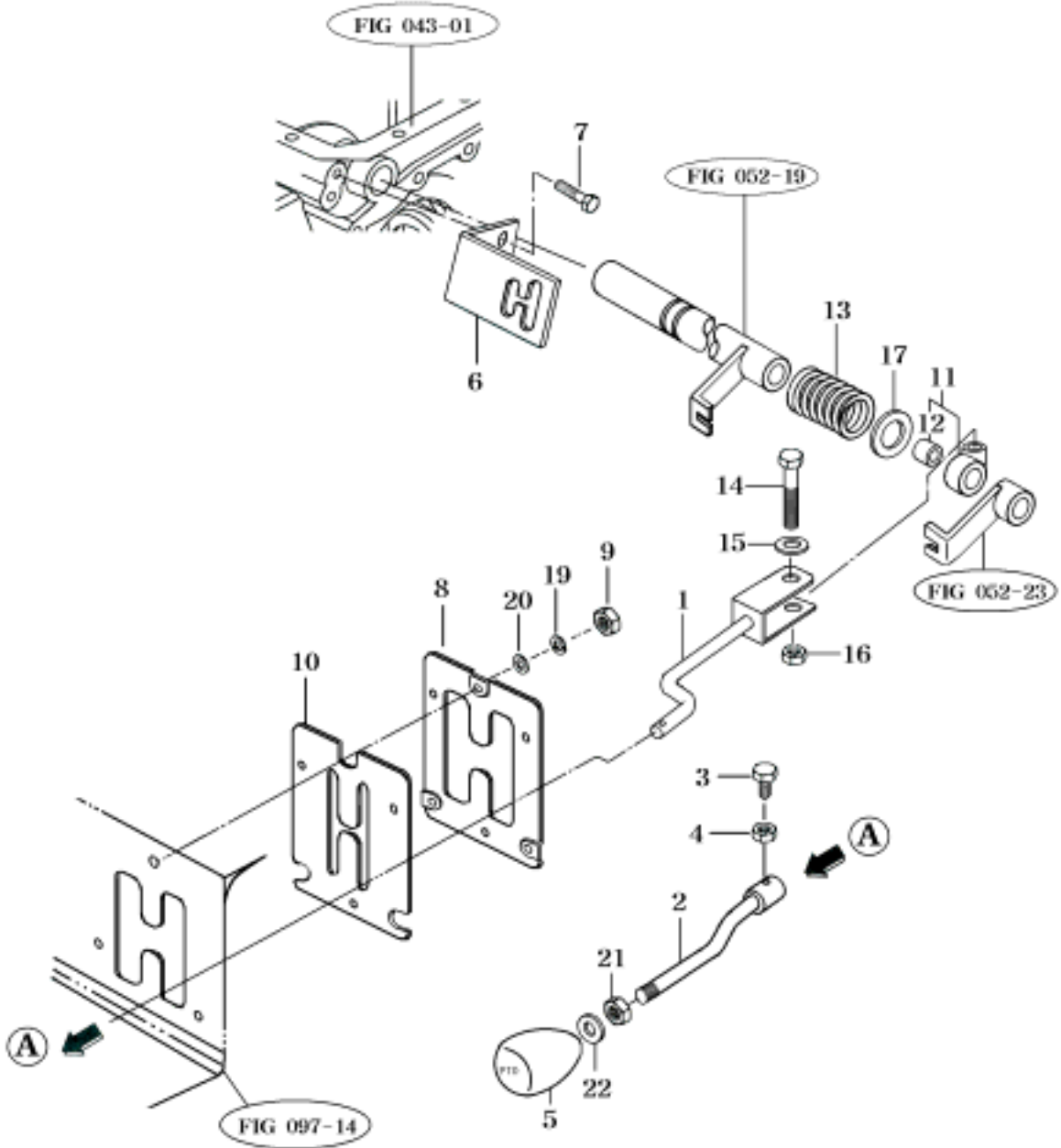
Month/Year

05 / 2004



NOTE 2Speed PTO





NOTE 4Speed PTO

# FIG 053A

# P.T.O CHANGE LEVER

P1

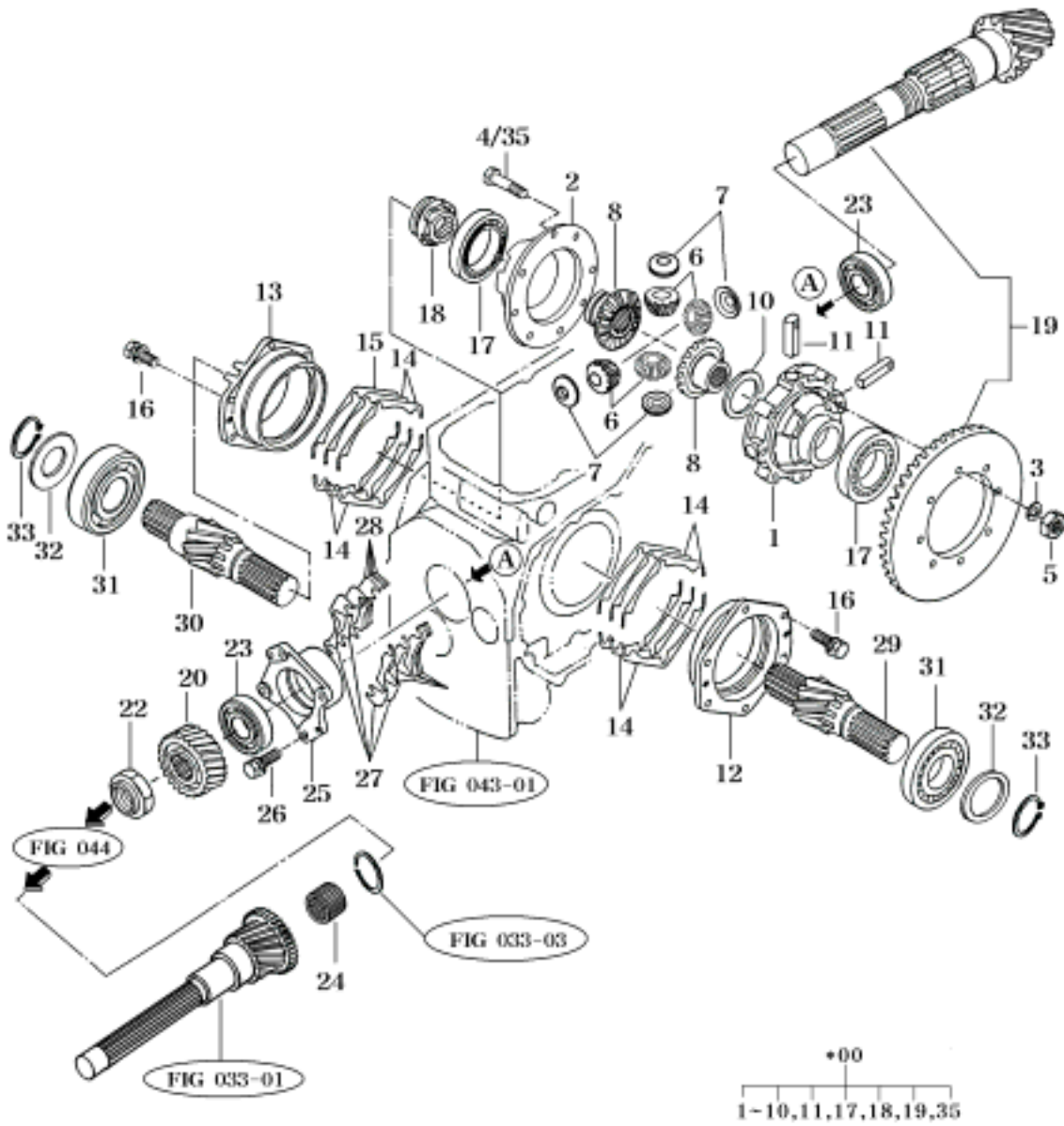
Month / Year

05 / 2004



KEY NO	PART NO	PART NAME	SPEC	Q'TY		REPAIR	EFFECTIVE DATE	REMARKS
				T430	T450			
053A001	15642852005	LEVER COMP , BAR 12		1	1			TNF,AUZ
053A002	15652852105DG	LEVER COMP , BAR 12		1	1			TNF,AUZ
053A003	15602231610	BOLT , SET M8X16		1	1			TNF,AUZ
053A004	V3042600080	NUT , HEX/2	M8	1	1			TNF,AUZ
053A005	16992190101	GRIP , PTO		1	1			TNF,AUZ
053A006	15652852200	GUIDE COMP		1	1			TNF,AUZ
053A007	V2173610020	BOLT , HEX/S	M10X20	2	2			TNF,AUZ
053A008	15642850024DG	GUIDE		1	1			TNF,AUZ
053A009	V3002600060	NUT , HEX/1	M6	3	3			TNF,AUZ
053A010	16602850020	INSULATOR , PTO		1	1			TNF,AUZ
053A011	15642752703	LINK ASSY		1	1			TNF,AUZ
053A012	36461020111	BUSH , 14X16X20		1	1			TNF,AUZ
053A013	15602850084	SPRING , HC 042		1	1			TNF,AUZ
053A014	V2013610050	BOLT , HEX	M10X50	1	1			TNF,AUZ
053A015	V4111600100	WASHER , PLAIN	M10	2	2			TNF,AUZ
053A016	V3052600100	NUT , HEX/3	M10	2	2			TNF,AUZ
053A017	15642750070	WASHER , 27X40X2		1	1			TNF,AUZ
053A019	V4011600060	WASHER , SPRING	M6	3	3			TNF,AUZ
053A020	V4111600060	WASHER , PLAIN	M6	3	3			TNF,AUZ
053A021	V3342600100	NUT , HEX FINE/2	M10	1	1			TNF,AUZ
053A022	V4111600100	WASHER , PLAIN	M10	1	1			TNF,AUZ

**NOTE** 4Speed PTO



\* NOT SERVICED SEPARATELY

NOTE

# FIG 054

# REAR DIFFERENTIAL GEARS

P1

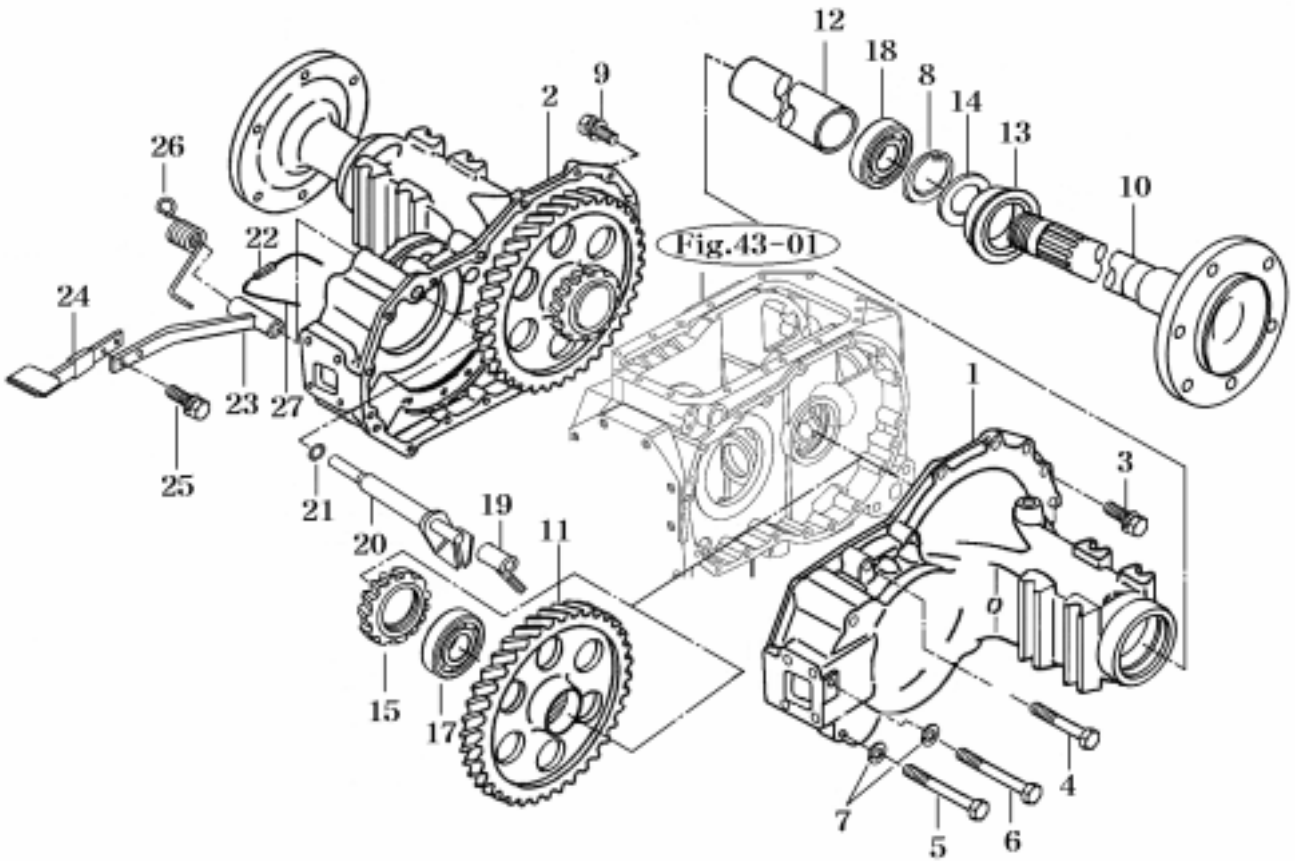
Month / Year

05 / 2004



KEY NO	PART NO	PART NAME	SPEC	Q'TY		REPAIR	EFFECTIVE DATE	REMARKS
				T430	T450			
054 000	16603022000	DIFF SET , RR 11-48T		1	1			
054 001	14883010011	CASE , LH DIFF		1	1			
054 002	15033010010	CASE , RH DIFF		1	1			
054 003	V4011600100	WASHER , SPRING	M10	8	8			
054 004	16353030011	BOLT , SM10X1.25X65		6	6			
054 005	16353030050	NUT , M10		8	8			
054 006	14313010090	PINION , DIFF 12T		4	4			
054 007	15643030040	COLLAR , PINION		4	4			
054 008	14313010060	GEAR , DIFF 20 A		2	2			
054 010	14313010050	COLLAR , THRUST 45X6		1	1			
054 011	14883010051	SHAFT , DIFF PINION		4	4			
054 012	14883010060M	METAL , LH DIFF CASE		1	1			
054 013	15643030013M	METAL , RH DIFF		1	1			
054 014	14883010080	SHIM , A		8	8			
054 015	14883010090	SHIM , B		4	4		-2004.11.30	
054 015	14883010090	SHIM , B		2	2		2004.12.01-	
054 016	V2173610025	BOLT , HEX/S	M10X25	12	12			
054 017	V6001106212	BEARING , BALL	6212	2	2			
054 018	15643030022	CLUTCH		1	1			
054 019	16603022100	GEAR SET , 11-48T		1	1			
054 020	15643010012	GEAR , HELICAL 29T		1	1			
054 022	15643010021	NUT , M36 P1,5		1	1			
054 023	15643010031	BEARING , TAPER ROLLER	32208CR	2	2			
054 024	15683020010	BEARING , NEEDLE	KT253224	1	1			
054 025	15643010043M	METAL , PINION		1	1			
054 026	V2173610025	BOLT , HEX/S	M10X25	4	4			
054 027	15643010052	SHIM , 0.2		4	4			
054 028	15643010062	SHIM , 0.1		4	4		-2004.11.30	
054 028	15643010062	SHIM , 0.1		1	1		2004.12.01-	
054 029	16353060010	PINION , LH HERICAL1		1	1			
054 030	16353060020	PINION , RH HERICAL1		1	1			
054 031	V6001106309	BEARING , BALL	6309	2	2			
054 032	15133060030	COLLAR , THRUST 45X6		2	2			
054 033	V7041400450	C-RING , SHAFT	45	2	2			
054 035	16353030020	BOLT , M10X65 P1.25		2	2			

NOTE



NOTE

# FIG 055

# REAR AXLE & HOUSINGS

P1

Month / Year

05 / 2004



KEY NO	PART NO	PART NAME	SPEC	Q'TY		REPAIR	EFFECTIVE DATE	REMARKS
				T430	T450			
055	001	15643040015M	HOUSING , LH AXLE		1	1		
055	002	15643040025M	HOUSING , RH AXLE		1	1		
055	003	V2173610030	BOLT , HEX/S	M10X30	23	23		
055	004	V2173610060	BOLT , HEX/S	M10X60	6	6		
055	005	V2013610120	BOLT , HEX	M10X120	2	4		
055	006	V2013610130	BOLT , HEX	M10X130	4	2		
055	007	V4011600100	WASHER , SPRING	M10	6	6		
055	008	V7051401000	C-RING , HOLE	100	2	2		
055	009	V2173610030	BOLT , HEX/S	M10X30	1	1		
055	010	16353070012	SHAFT , WHEEL		2	2		
055	011	16353070021	GEAR , HELICAL 55T		2	2		
055	012	15643070032	COLLAR , 57X65X267		2	2		
055	013	15643072001	SEAL ASSY , OIL		2	2	B	
055	014	14153070020	COLLAR , 55X70X4		2	2		
055	015	16603070010	NUT , M50 P1.5		2	2		
055	017	V6261100210	BEARING , CYLINDER-R	NUP210	2	2		
055	018	V6001106211	BEARING , BALL	6211	2	2		
055	019	14883020022M	SHIFTER , DIFF LOCK		1	1		
055	020	15643032001	CAM COMP		1	1		
055	021	V7201024016	O-RING , P	P16	1	1	B	
055	022	V5801406025	PIN , SPRING	6X25	1	1		
055	023	15653162006	PEDAL COMP		1	1		
055	024	15603162100DG	PEDAL COMP , DIFF LOCK		1	1		
055	025	V2173610025	BOLT , HEX/S	M10X25	2	2		
055	026	15643160020	SPRING , HT 034		1	1		
055	027	V5901010100	WIRE , STEEL		1	1		

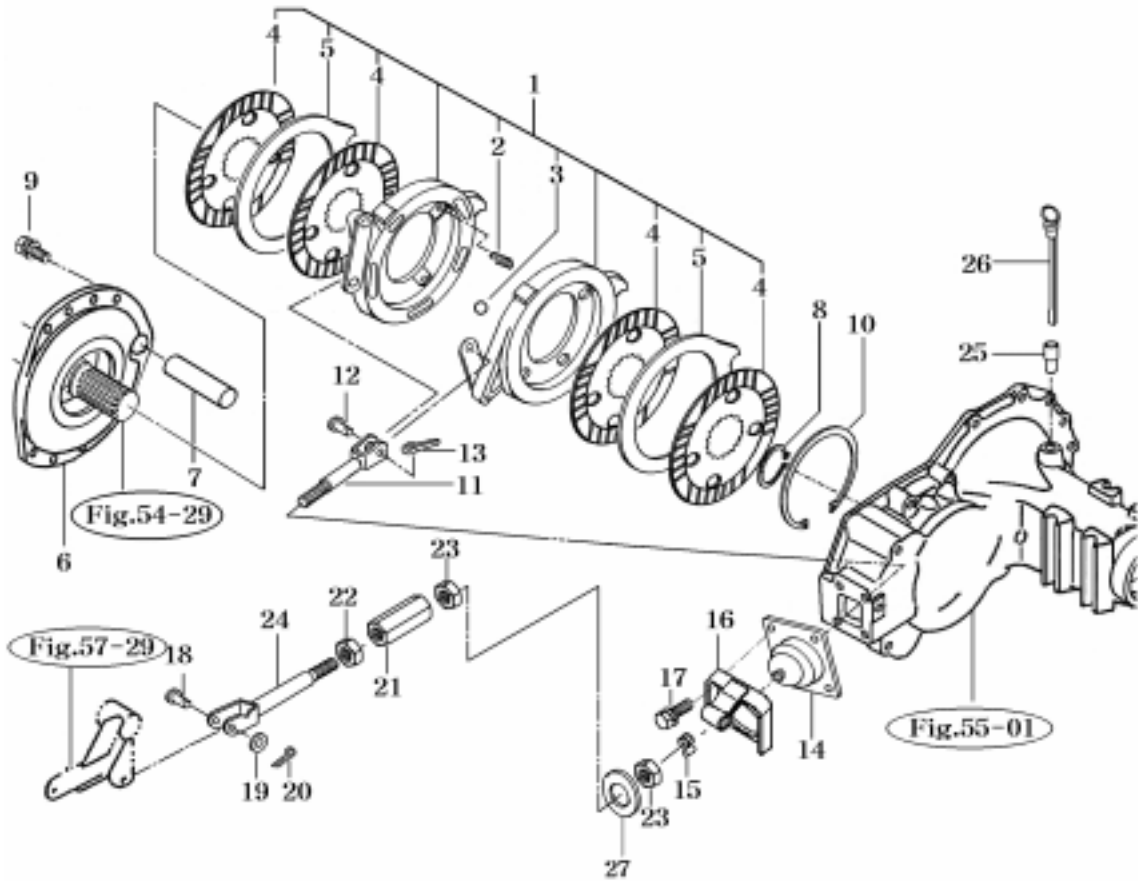
NOTE



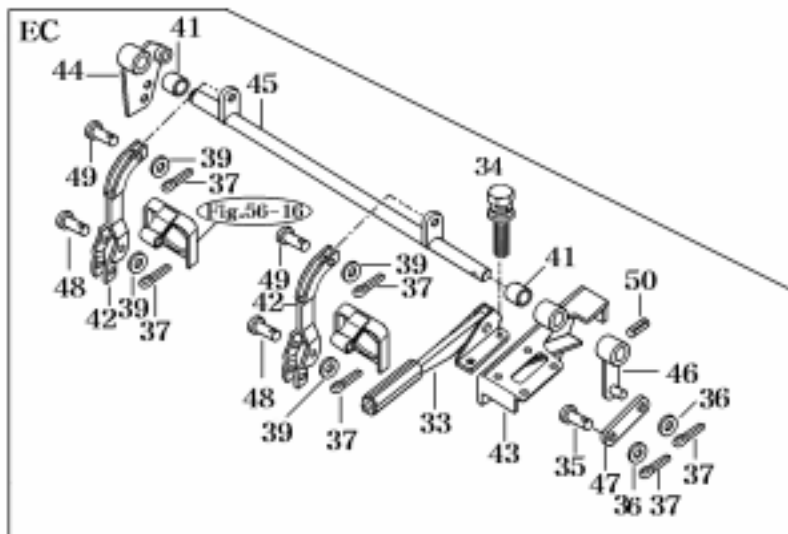
# CHASSIS

## 5 BRAKE & CONTROL

FIG 056 BRAKE & HAND BRAKE	-----208
FIG 056A BRAKE	-----210
FIG 057 BRAKE PEDAL & LINKAGE	-----212



**HAND BRAKE**



NOTE

**FIG 056**

**BRAKE & HAND BRAKE**

P1

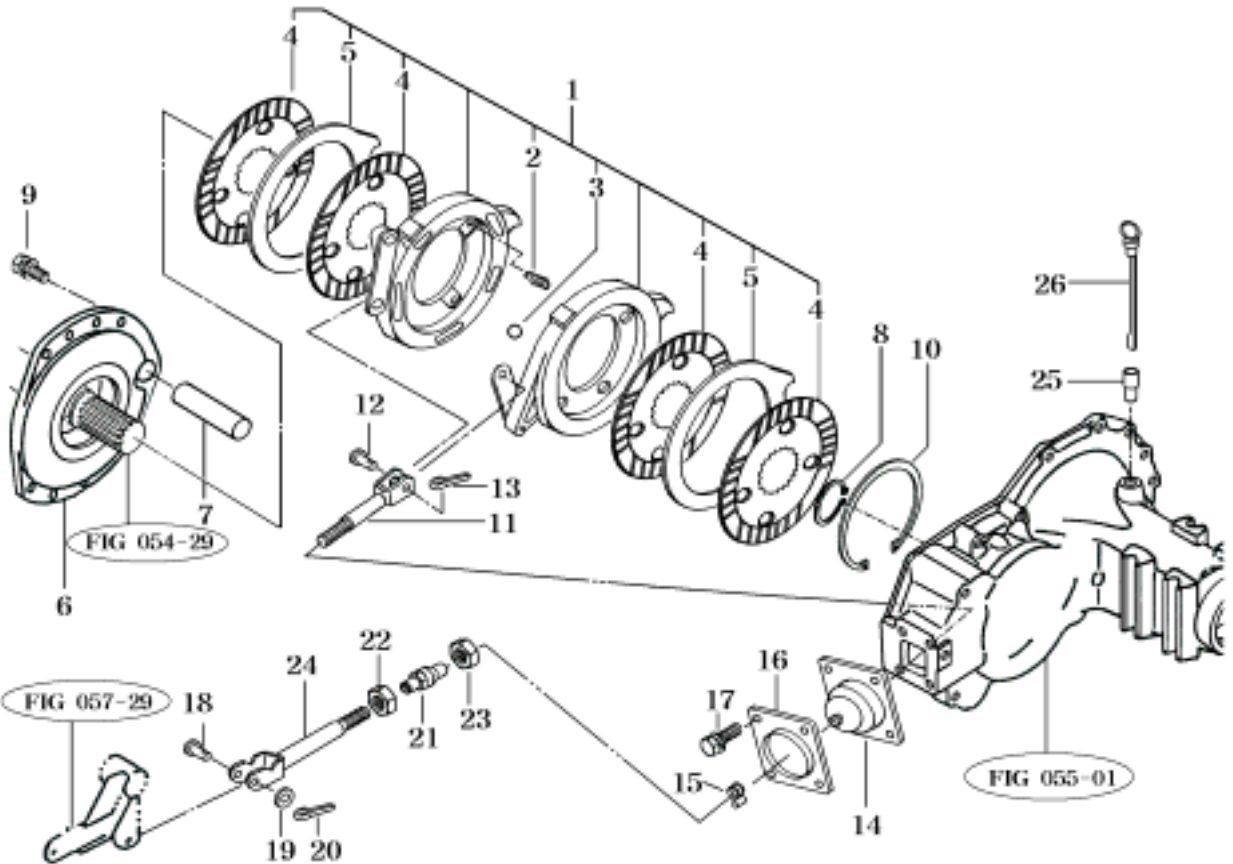
Month / Year

05 / 2004

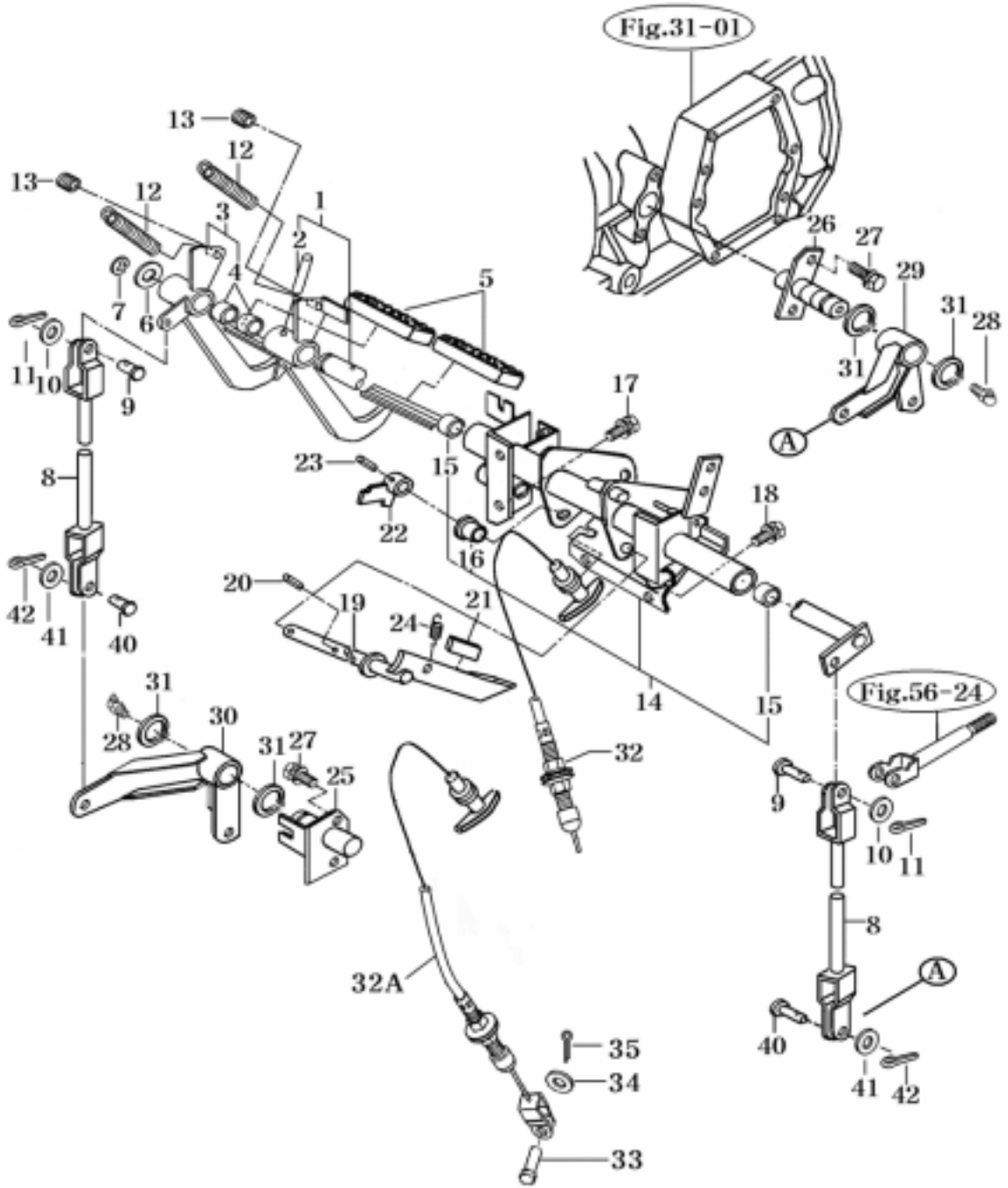


KEY NO	PART NO	PART NAME	SPEC	Q'TY		REPAIR	EFFECTIVE DATE	REMARKS
				T430	T450			
056 001	15643102602	BRAKE ASSY		2	2	C		GBC,PTA
056 002	14443272030	SPRING , RETURN		6	6			GBC,PTA
056 003	V6802000019	BALL , STEEL		12	12			GBC,PTA
056 004	15643102611	DISK COMP , BRAKE		8	8	B		GBC,PTA
056 005	15133102020	PLATE		4	4			GBC,PTA
056 006	15143100010M	METAL , BRAKE		2	2			GBC,PTA
056 007	14883100020	PIN , TORQUE		2	2			GBC,PTA
056 008	V7041400450	C-RING , SHAFT	45	2	2			GBC,PTA
056 009	V2173610025	BOLT , HEX/S	M10X25	16	16			GBC,PTA
056 010	V7051401000	C-RING , HOLE	100	2	2			GBC,PTA
056 011	14883102200	ROD COMP , BRAKE		2	2			GBC,PTA
056 012	14443270030	PIN , 15X30		2	2			GBC,PTA
056 013	V5001930025	PIN , SPLIT	3X25	2	2			GBC,PTA
056 014	15603100035	BOOT		2	2	B		GBC,PTA
056 015	14171020050	BAND , HOSE		2	2			GBC,PTA
056 016	12703164100DG	BRACKET COMP , HINGE		2	2			GBC,PTA
056 017	V2173608016	BOLT , HEX/S	M8X16	8	8			GBC,PTA
056 018	14043120060	PIN , YOKE		2	2			GBC,PTA
056 019	V4111600080	WASHER , PLAIN	M8	2	2			GBC,PTA
056 020	V5001920020	PIN , SPLIT	2X20	2	2			GBC,PTA
056 021	16601220020	TURNBUCKLE , M8 L60		2	2			GBC,PTA
056 022	V3042600080	NUT , HEX/2	M8	2	2			GBC,PTA
056 023	15601320073	NUT , HEX LH		4	4			GBC,PTA
056 024	15653102104	ROD COMP , FORK		2	2			GBC,PTA
056 025	16323040010	GUIDE , CAGE		1	1			GBC,PTA
056 026	16323040020	GAUGE , OIL		1	1			GBC,PTA
056 027	21447360010	WASHER , 8.5X30X4.5		2	2			GBC,PTA
056 033	17073202100	BRAKE , HAND		1	1			GBC,PTA
056 034	V2183608020	BOLT , HEX/SP	M8X20	4	4			GBC,PTA
056 035	14322420010	PIN		2	2			GBC,PTA
056 036	V4111600080	WASHER , PLAIN	M8	2	2			GBC,PTA
056 037	V5001925020	PIN , SPLIT	2.5X20	2	2			GBC,PTA
056 039	V4111600100	WASHER , PLAIN	M10	4	4			GBC,PTA
056 041	36707030080	BUSH , 20X23X20		2	2			GBC,PTA
056 042	12703164200DG	LINK COMP , C		2	2			GBC,PTA
056 043	12703164300DG	BRACKET COMP , LH ,SIDE		1	1			GBC,PTA
056 044	12703164400DG	BRACKET COMP , RH SIDE		1	1			GBC,PTA
056 045	12703164500	AXLE COMP		1	1			GBC,PTA
056 046	12703164600DG	LINK COMP , A		1	1			GBC,PTA
056 047	13603164700DG	LINK , B		1	1			GBC,PTA
056 048	21441060050	PIN , 10X53		2	2			GBC,PTA
056 049	27102030020	PIN , CONNECTING		2	2			GBC,PTA
056 050	V5801408036	PIN , SPRING	8X36	1	1			GBC,PTA

NOTE







NOTE

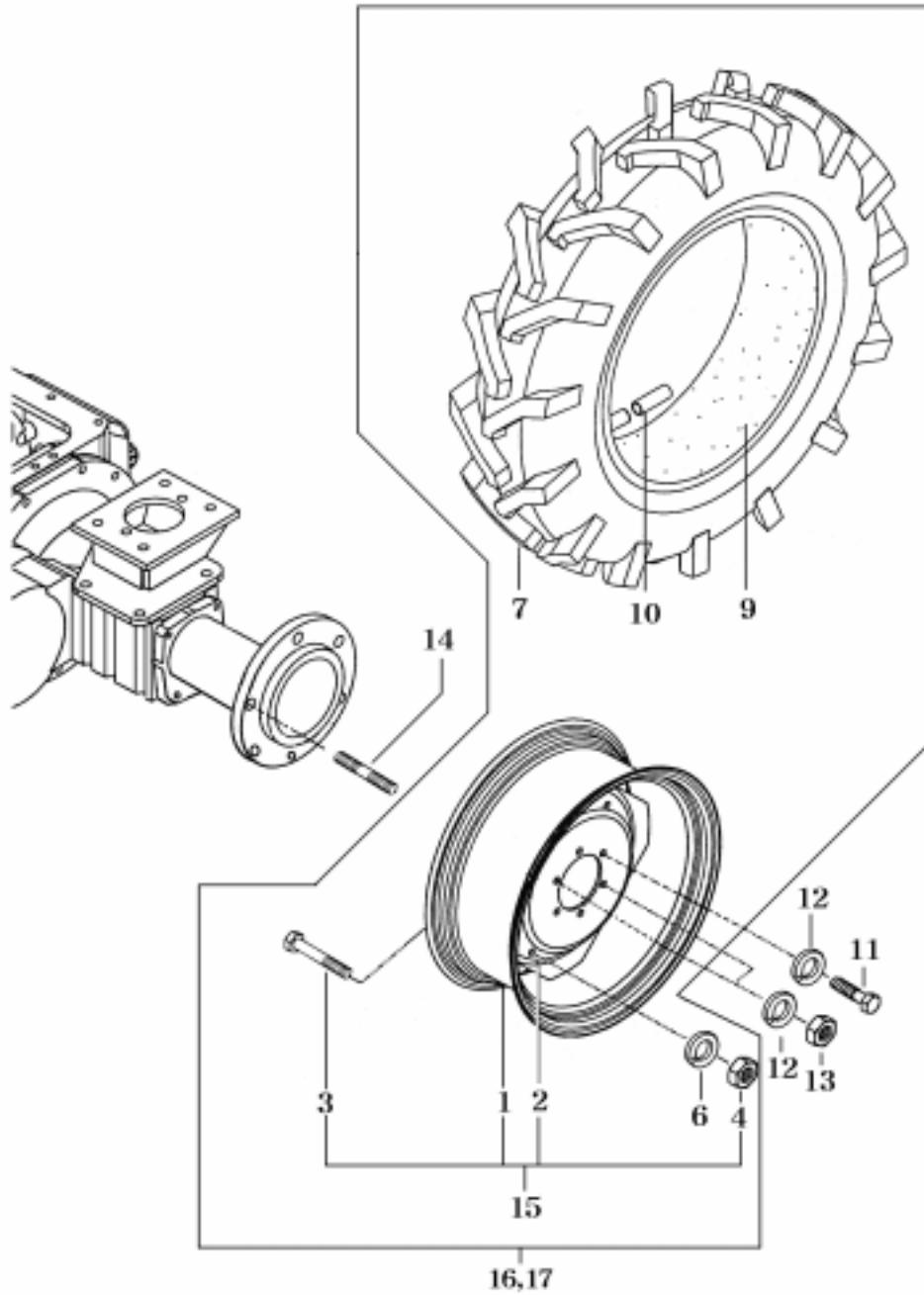


# CHASSIS

## 6 TIRE, RIM & POWER STEERING

FIG 058 REAR WHEEL MOUNTING .....	218
FIG 059 STEERING WHEEL.....	220
FIG 062 STEERING VALVE & CYLINDER.....	222
FIG 068 FRONT WHEEL MOUNTING.....	224





NOTE Option

FIG 058

REAR WHEEL MOUNTING

P1

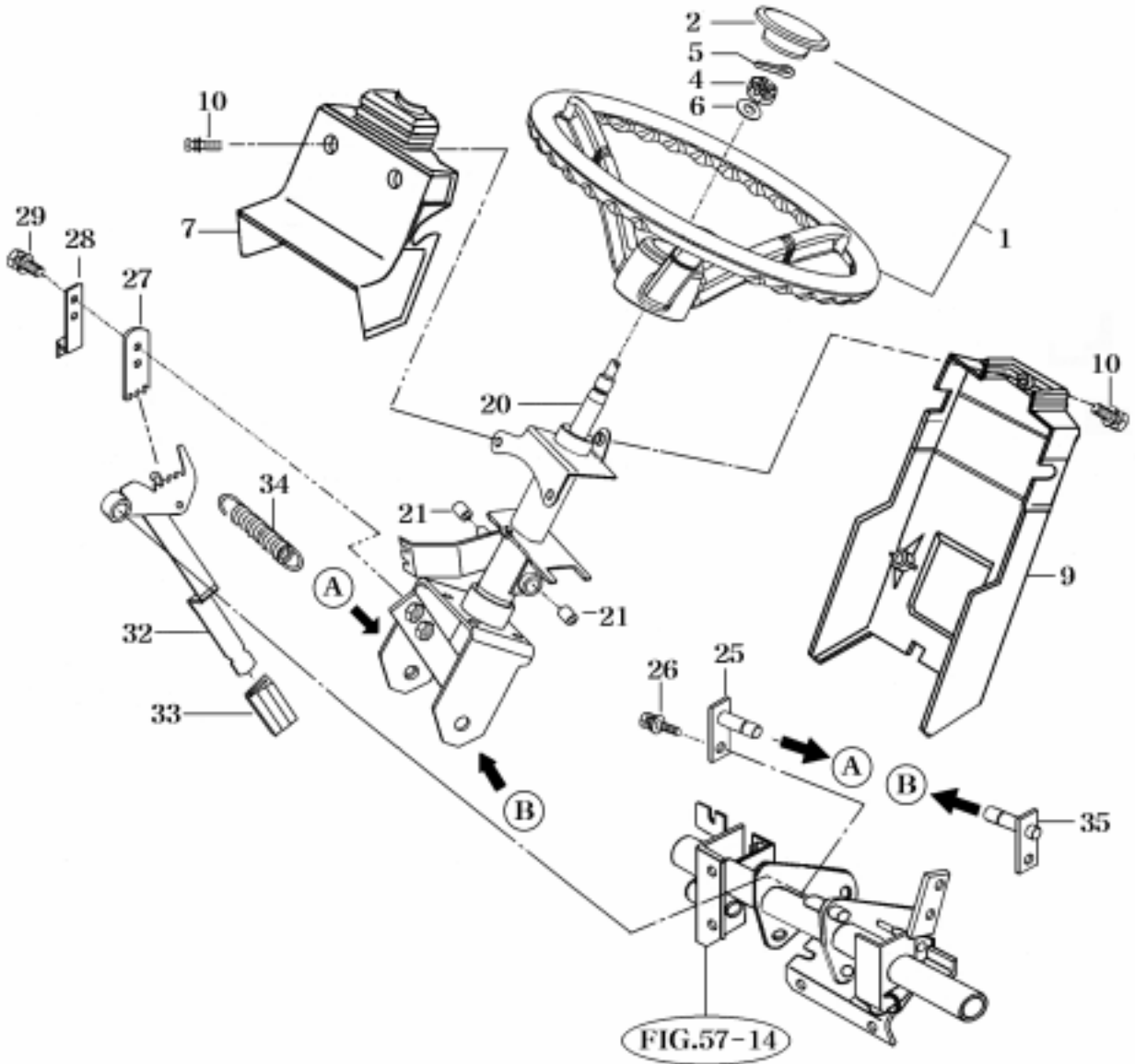
Month / Year

05 / 2004



KEY NO	PART NO	PART NAME	SPEC	Q'TY		REPAIR	EFFECTIVE DATE	REMARKS
				T430	T450			
058 001	15263172201SW	RIM		2	2			Option
058 002	15263182111SW	DISK		2	2			Option
058 003	15263202031	BOLT		12	12			Option
058 004	15263202041	NUT		12	12			Option
058 006	15263202050	WASHER		12	12			Option
058 007	15003612110	TIRE , 13.6-24		2	2	B		Option
058 009	15003610010	TUBE , 13.6-24		2	2	B		Option
058 010	V9993000010	CAP , VALVE/TIRE		2	2			Option
058 011	V2013616030	BOLT , HEX	M16X30	8	8			
058 012	V4011600160	WASHER , SPRING	M16	12	12			
058 013	V3043600160	NUT , HEX/2	M16	4	4			
058 014	15603200010	BOLT , STUD M16X30		4	4			
058 015	15263172001	WHEEL ASSY , W11-24		2	2			Option
058 016	15003612100	TIRE ASSY , LH		1	1			Option
058 017	15003612300	TIRE ASSY , RH		1	1			Option
058 001	14623172200SW	RIM			2			PTA
058 002	14623182110SW	DISK			2			PTA
058 003	15263202031	BOLT			12			PTA
058 004	15263202041	NUT			12			PTA
058 006	15263202050	WASHER			12			PTA
058 007	14623172110	TIRE , 13.6-26			2	B		PTA
058 009	14623172120	TUBE , 13.6-26			2	B		PTA
058 010	V9993000010	CAP , VALVE/TIRE			2			PTA
058 011	V2013616030	BOLT , HEX	M16X30		8			PTA
058 012	V4011600160	WASHER , SPRING	M16		12			PTA
058 013	V3043600160	NUT , HEX/2	M16		4			PTA
058 014	15603200010	BOLT , STUD M16X30			4			PTA
058 015	14623172000	WHEEL ASSY , W11-26			2			PTA
058 016	14623202100	TIRE ASSY , LH 13.6-26			1			PTA
058 017	14623202200	TIRE ASSY , RH 13.6-26			1			PTA

NOTE Option



NOTE



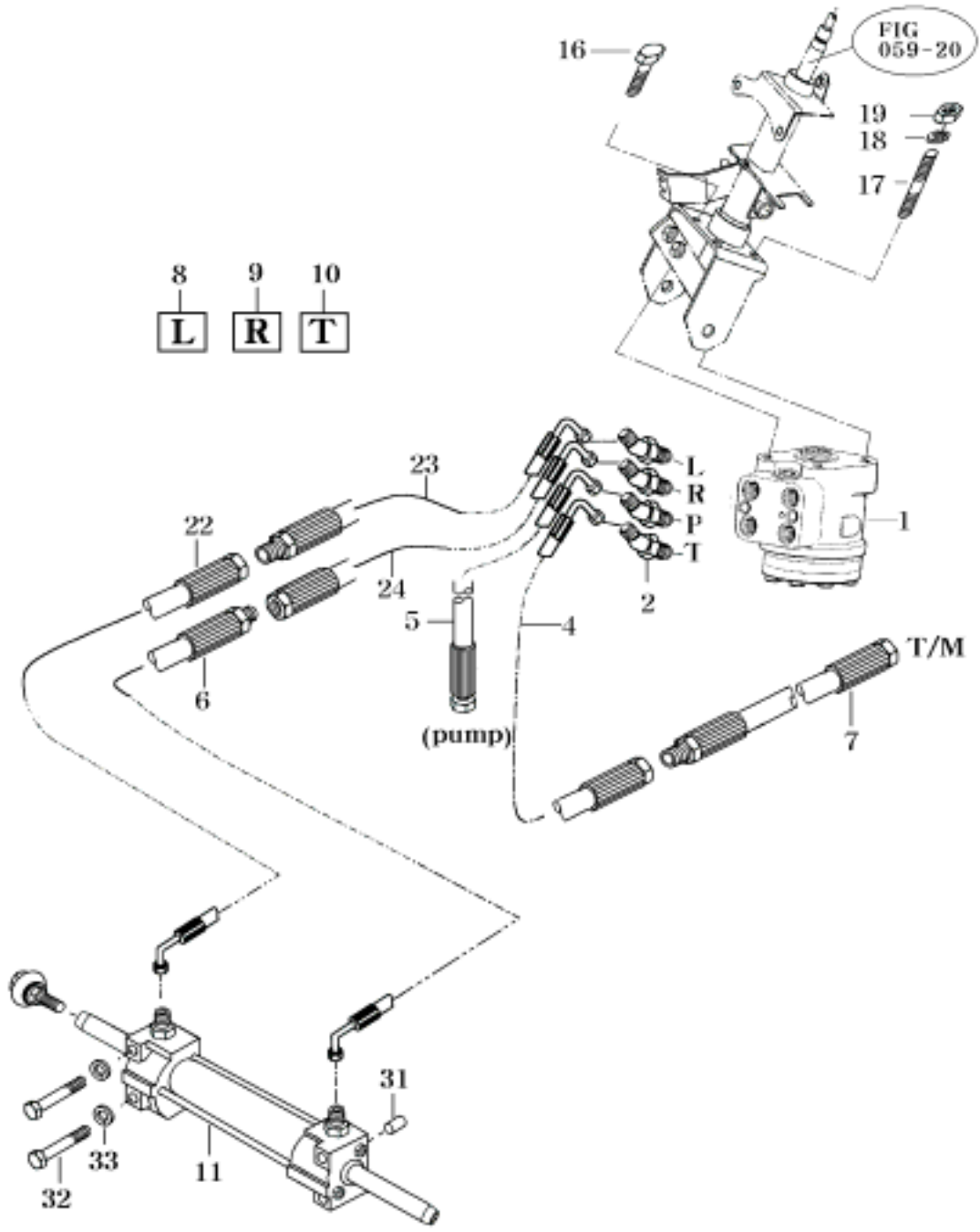
FIG 062

STEERING VALVE & CYLINDER

P1

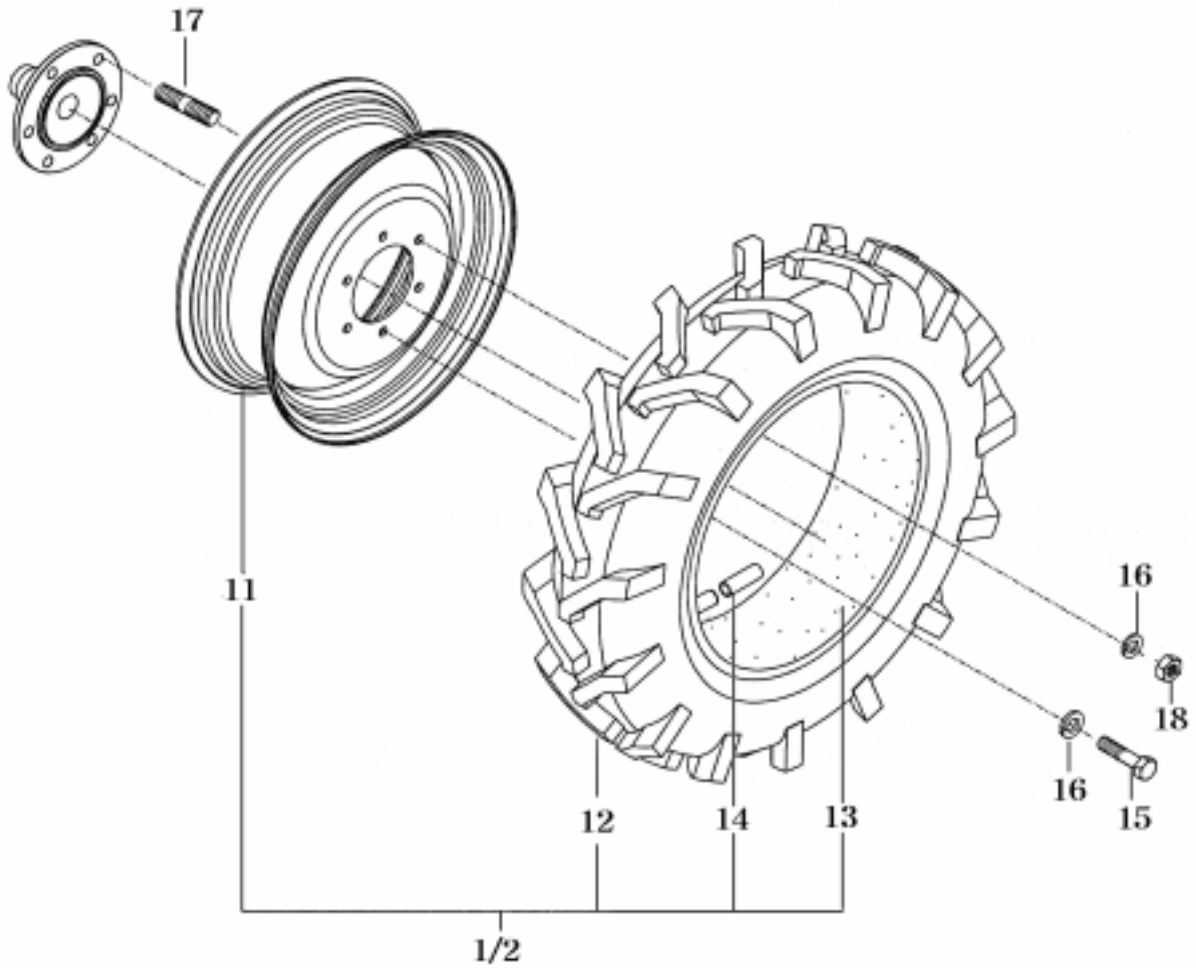
Month/Year

05 / 2004



NOTE





NOTE

Option

FIG 068

FRONT WHEEL MOUNTING

P1

Month / Year

05 / 2004



KEY NO	PART NO	PART NAME	SPEC	Q'TY		REPAIR	EFFECTIVE DATE	REMARKS
				T430	T450			
068 001	14614172000	TIRE ASSY , LH 8-16		1	1			Option
068 002	14614172300	TIRE ASSY , RH 8-16		1	1			Option
068 011	14614172200SW	RIM , W8X16		2	2			Option
068 012	15004172100	TIRE , 8-16			2	B		Option
068 013	15004170010	TUBE , 8-16			2	B		Option
068 014	V9993000010	CAP , VALVE/TIRE		2	2			Option
068 015	V2013616030	BOLT , HEX	M16X30	8	8			
068 016	V4011600160	WASHER , SPRING	M16	12	12			
068 017	15603200010	BOLT , STUD M16X30		4	4			
068 018	V3043600160	NUT , HEX/2	M16	4	4			
068 001	15904372800	TIRE ASSY , LH 9.5-16			1			PTA
068 002	15904372900	TIRE ASSY , RH 9.5-16			1			PTA
068 011	16004372600SW	RIM , W6-16			2			PTA
068 012	15904192110	TIRE , 9.5-16		2	2	B		PTA
068 013	15904370010	TUBE , 9.5-16		2	2	B		PTA
068 014	V9993000010	CAP , VALVE/TIRE			2			PTA
068 015	V2013616030	BOLT , HEX	M16X30		8			PTA
068 016	V4011600160	WASHER , SPRING	M16		12			PTA
068 017	15603200010	BOLT , STUD M16X30			4			PTA
068 018	V3043600160	NUT , HEX/2	M16		4			PTA

NOTE Option



# CHASSIS

## 7 FRONT AXLE

FIG 063 FRONT AXLE BRACKET .....	230
FIG 064 FRONT DIFFERENTIAL GEARS & SHAFT.....	232
FIG 065 FRONT AXLE HOUSING .....	234
FIG 066 FRONT GEAR CASE (1).....	236
FIG 067 FRONT GEAR CASE (2).....	238

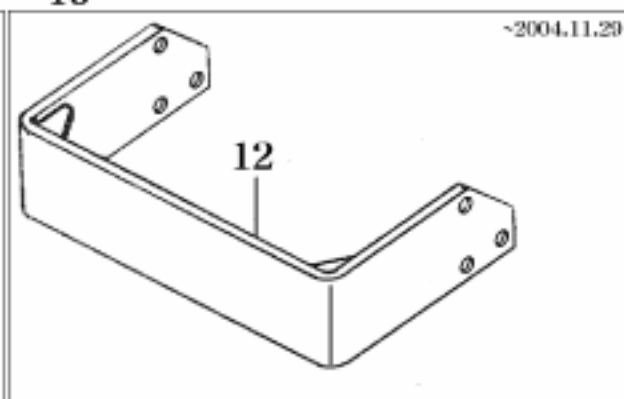
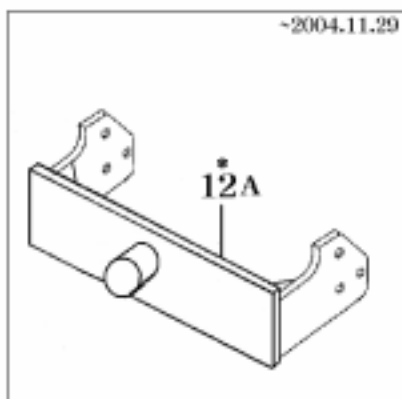
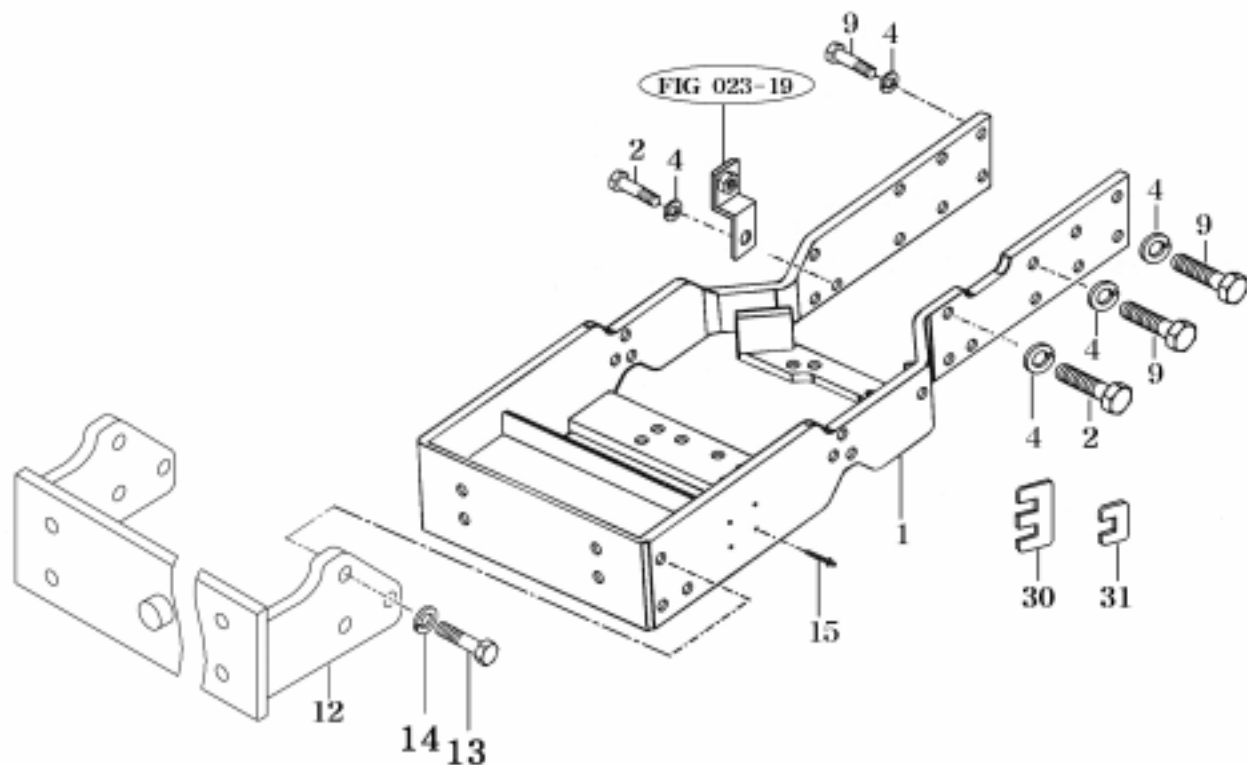
FIG 063

FRONT AXLE BRACKET

P1

Month/Year

05 / 2004



NOTE



FIG 064

# FRONT DIFFERENTIAL GEARS & SHAFT

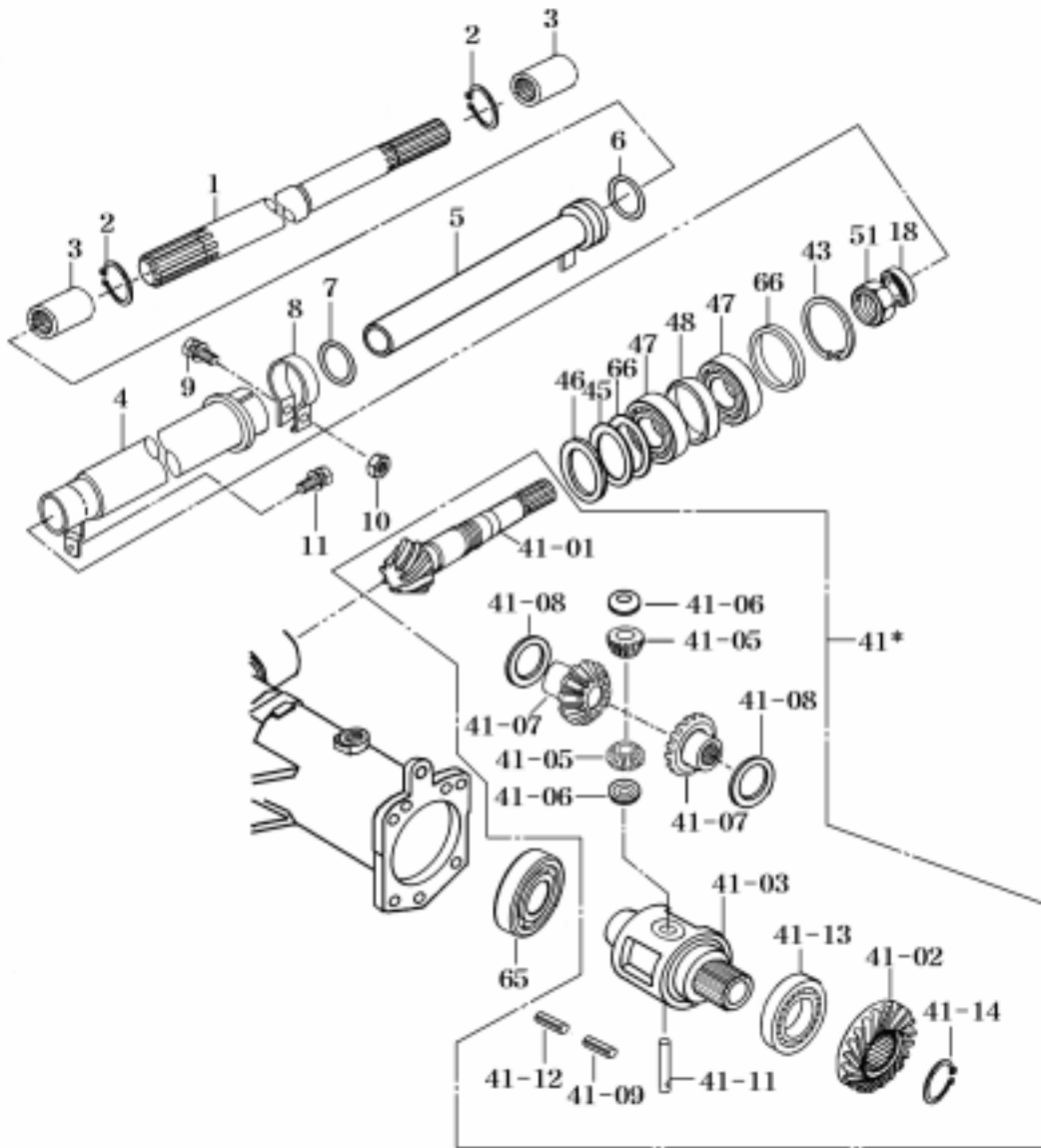
P1

Month/Year

05 / 2004



14  
4.5.6.7.8.9.10



\*NOT SERVICED SEPARATELY

NOTE

**FIG 064**

**FRONT DIFFERENTIALGEARS & SHAFT**

P1

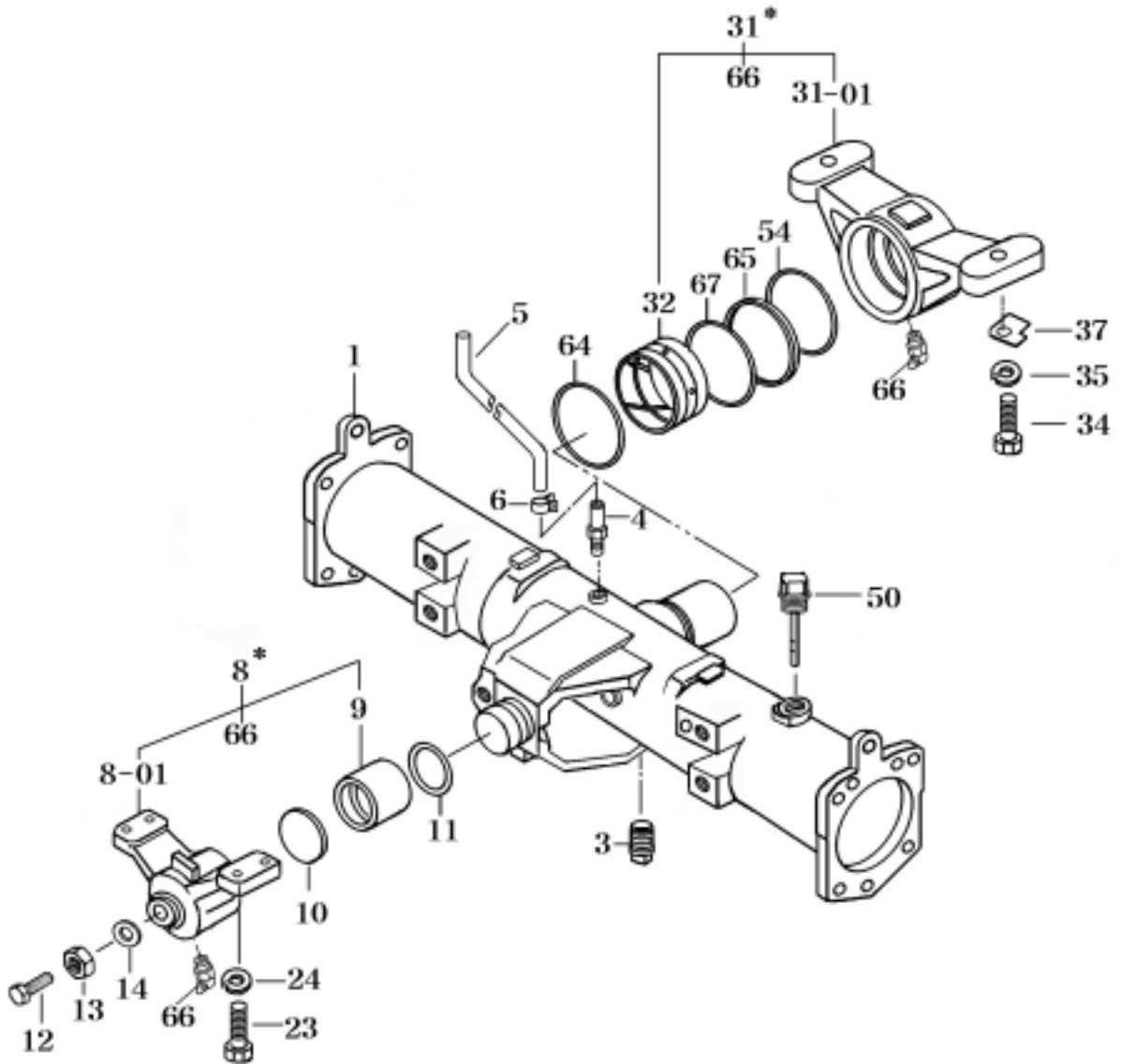
Month / Year

05 / 2004



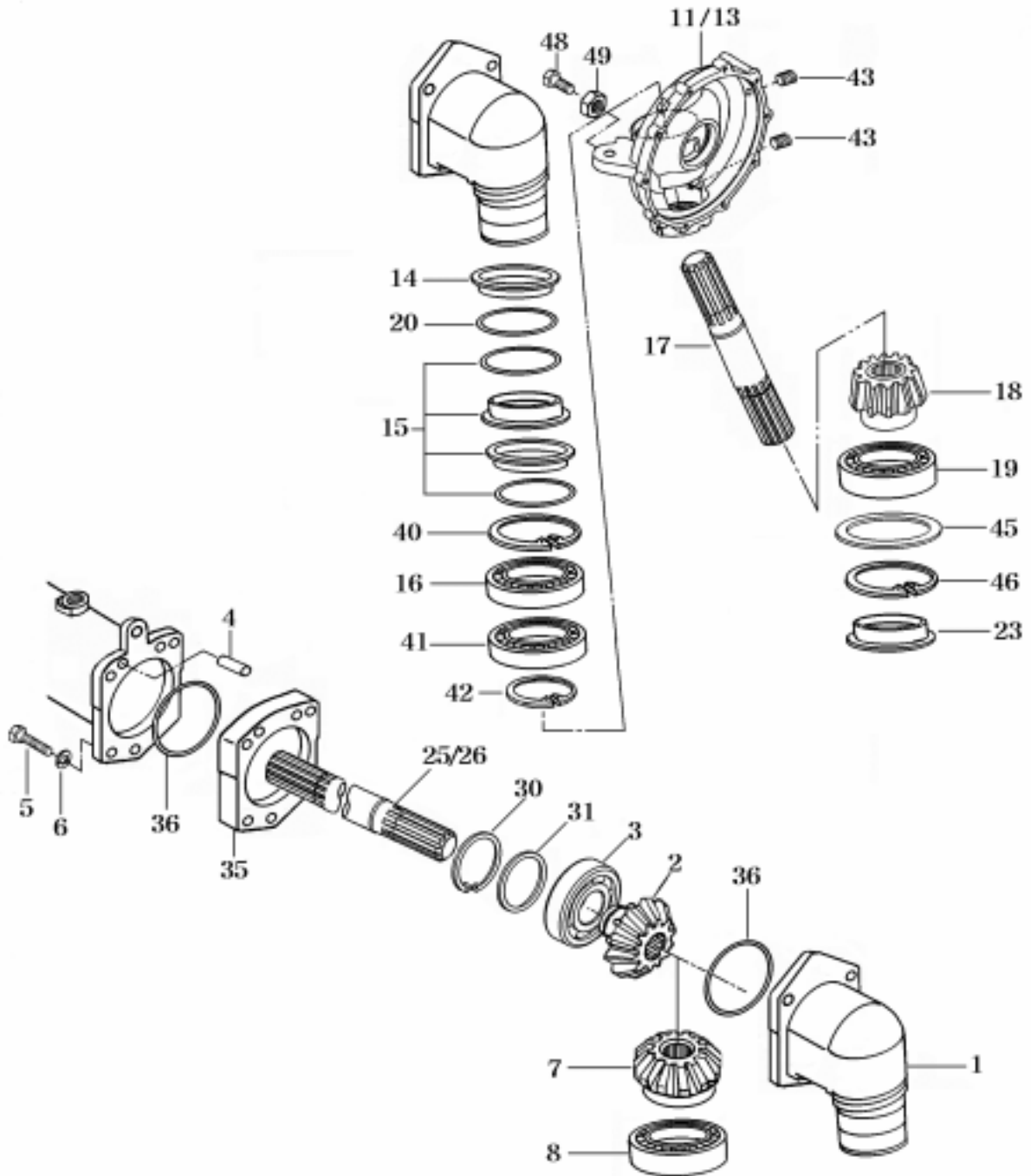
KEY NO	PART NO	PART NAME	SPEC	Q'TY		REPAIR	EFFECTIVE DATE	REMARKS
				T430	T450			
064 000	16734002000DG	AXLE ASSY , FR		1	1			
064 001	16724310010	SHAFT		1	1			
064 002	V7041400250	C-RING , SHAFT	25	2	2			
064 003	14251320150	COUPLING		2	2			
064 004	16734312000DG	TUBE COMP		1	1			
064 005	15644312003DG	TUBE COMP		1	1			
064 006	V7201035038	O-RING , P	P38	1	1			
064 007	V7201035041	O-RING , P	P41	1	1			
064 008	14884100031DG	CLAMP		1	1			
064 009	V2173608040	BOLT , HEX/S	M8X40	1	1			
064 010	V3042600080	NUT , HEX/2	M8	1	1			
064 011	V2113606010	BOLT , HEX /S	M6X10	1	1			
064 014	16734313000	PIPE SUB		1	1			
064 018	V7441256210	SEAL , OIL/D	D256210	1	1			
064 041	16704112000	DIFF ASSY , FF		1	1			
064 04101	16704112010	PINION , BEVEL 8T		1	1			
064 04102	16704112110	GEAR , BEVEL 35T		1	1			
064 04103	16704310030	CASE , FR DIFF		1	1			
064 04105	16704320020	PINION , DIFF(12)		2	2			
064 04106	14273010050	COLLAR , THRUST		2	2			
064 04107	16704310160	GEAR , DIFF SIDE(20)		2	2			
064 04108	16704320050	WASHER , THRUST		2	2			
064 04109	V5801405025	PIN , SPRING	5X25	1	1			
064 04111	16704110060	SHAFT , DIFF PINION		1	1			
064 04112	V5801403025	PIN , SPRING	3X25	1	1			
064 04113	V6001106212	BEARING , BALL	6212	1	1			
064 04114	17994420060	SNAP RING , C TYPE		1	1			
064 043	V7051400620	C-RING , HOLE	62	1	1			
064 045	14254310080	SHIM , A		1	1			
064 046	14152050160	SHIM , B		1	1			
064 047	15024320020	BEARING , TAPER ROLLER	32206J	2	2			
064 048	16704112120	COLLAR		1	1			
064 051	14884110090	NUT , M30		1	1			
064 065	V6001106211	BEARING , BALL	6211	1	1			
064 066	16704110121	SHIM		2	2			

NOTE



\*NOT SERVICED SEPARATELY

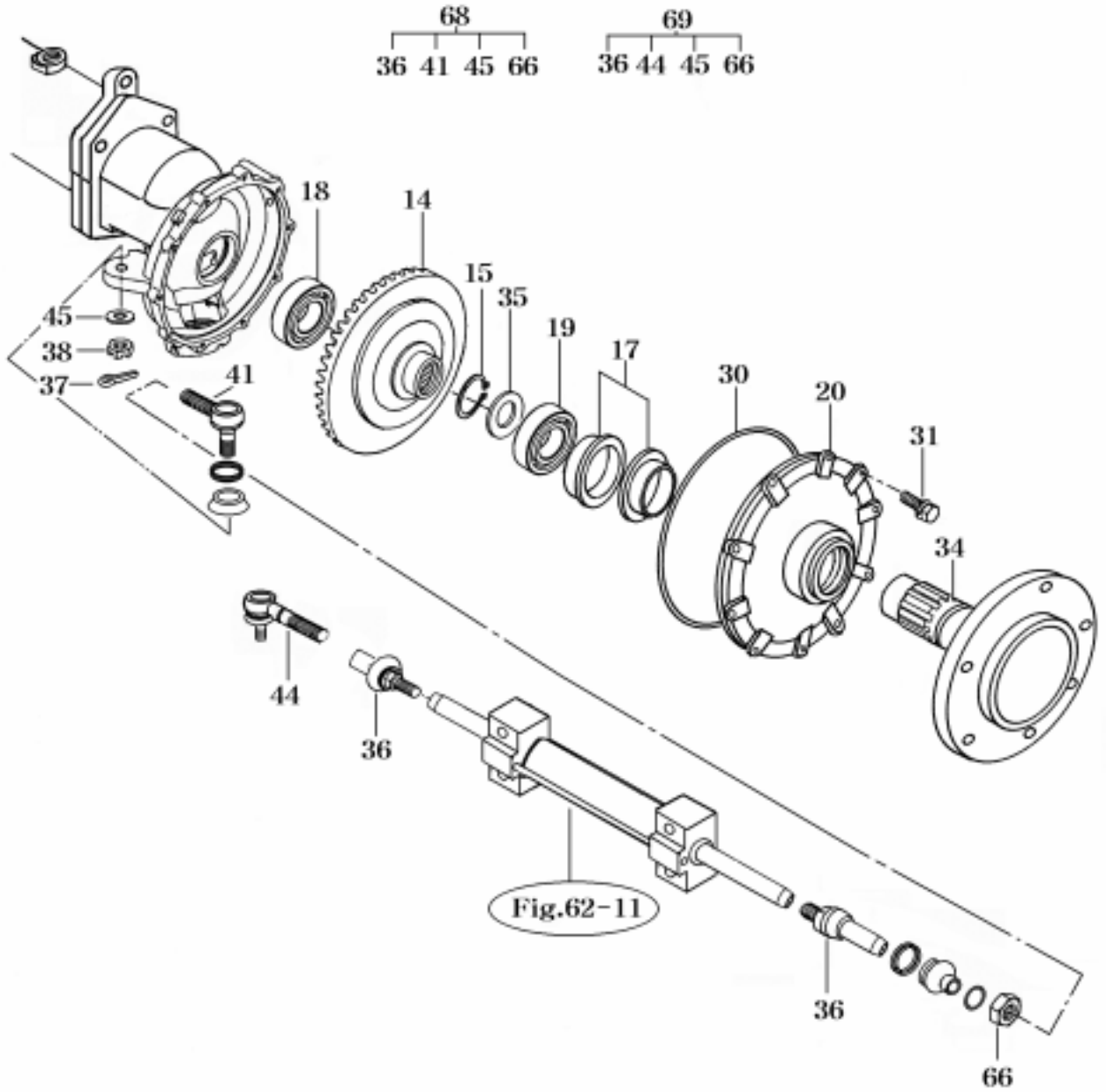




NOTE







NOTE



# CHASSIS

## 8 HYDRAULIC

FIG 061 GEAR PUMP	244
FIG 069 CYLINDER CASE	246
FIG 070 LIFT ARM	248
FIG 071 CYLINDER	250
FIG 073 POSITION LINK	252
FIG 075 CONTROL VALVE	254
FIG 076 DRAFT LINK	256
FIG 077 POSITION & DRAFT LEVER	258
FIG 081 HYDRAULIC PIPE(1)	260
FIG 082 HYDRAULIC PIPE(2)	262
FIG 082A HYDRAULIC PIPE(2)	264
FIG 083 P. T.O VALVE & RELIEF VALVE	266
FIG 128 EXTERIOR HYD.VALVE	268

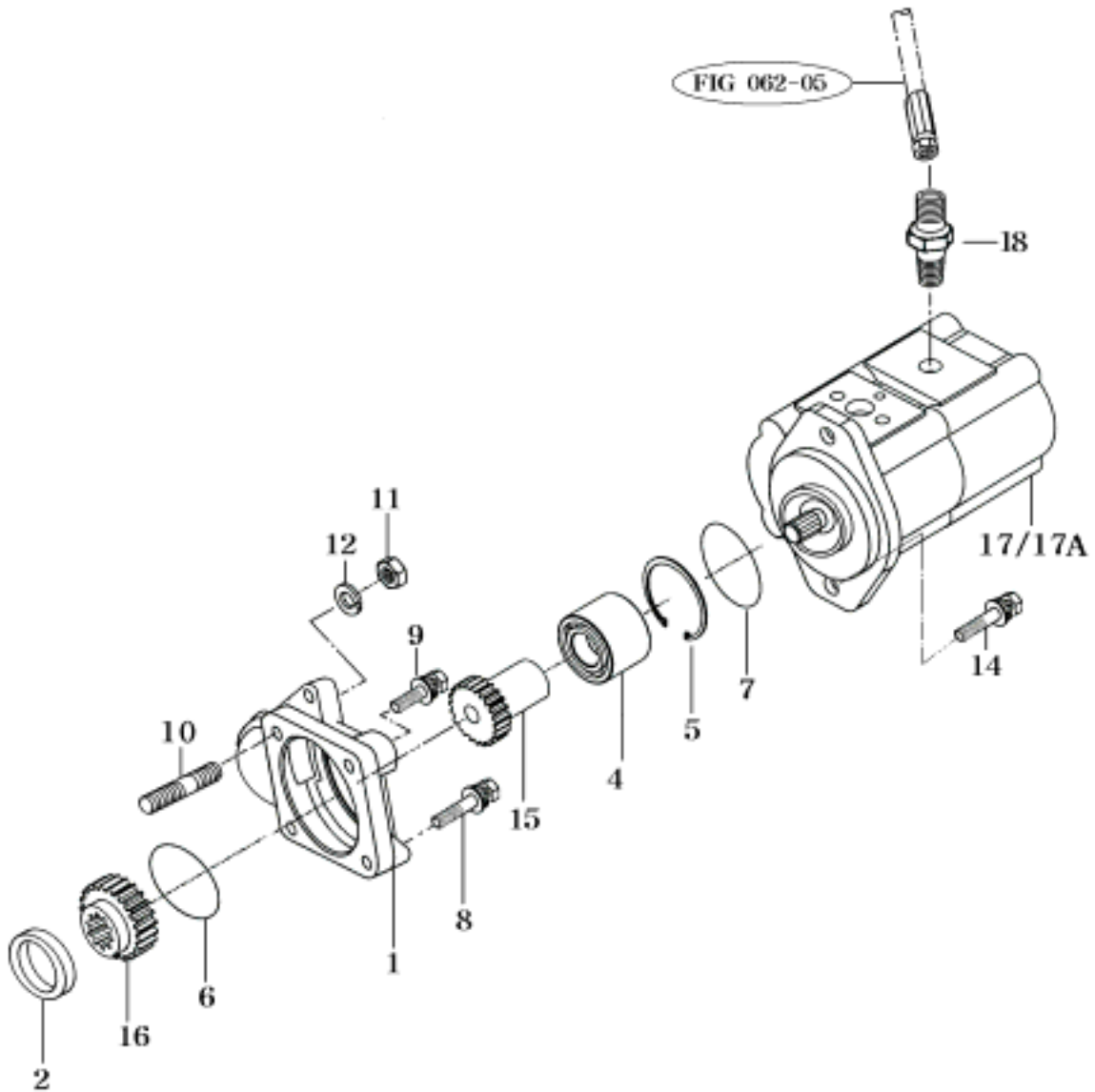
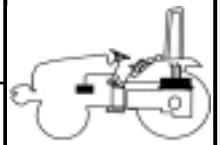
FIG 061

# GEAR PUMP

P1

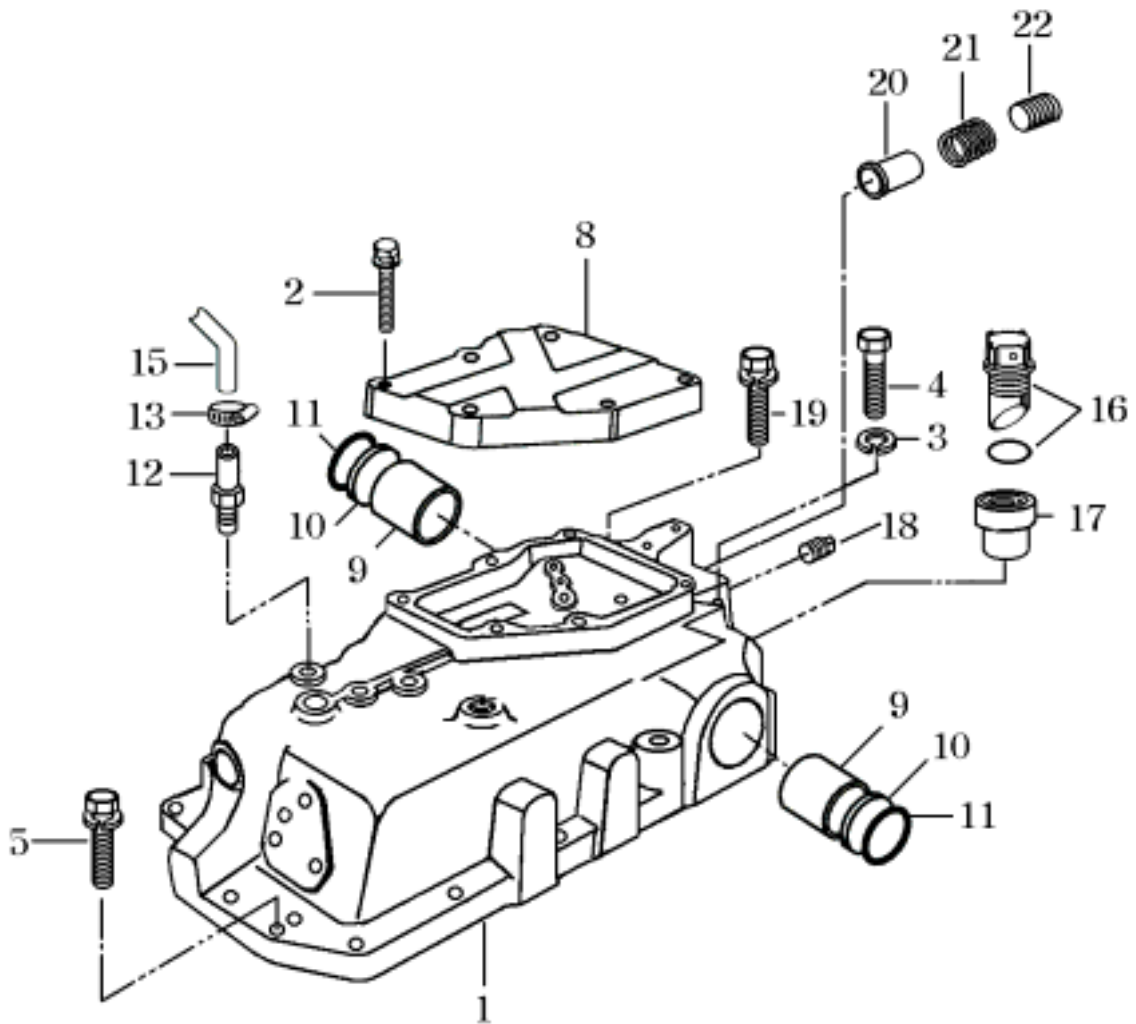
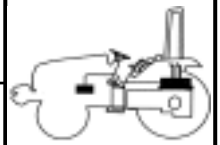
Month/Year

05 / 2004



NOTE





NOTE





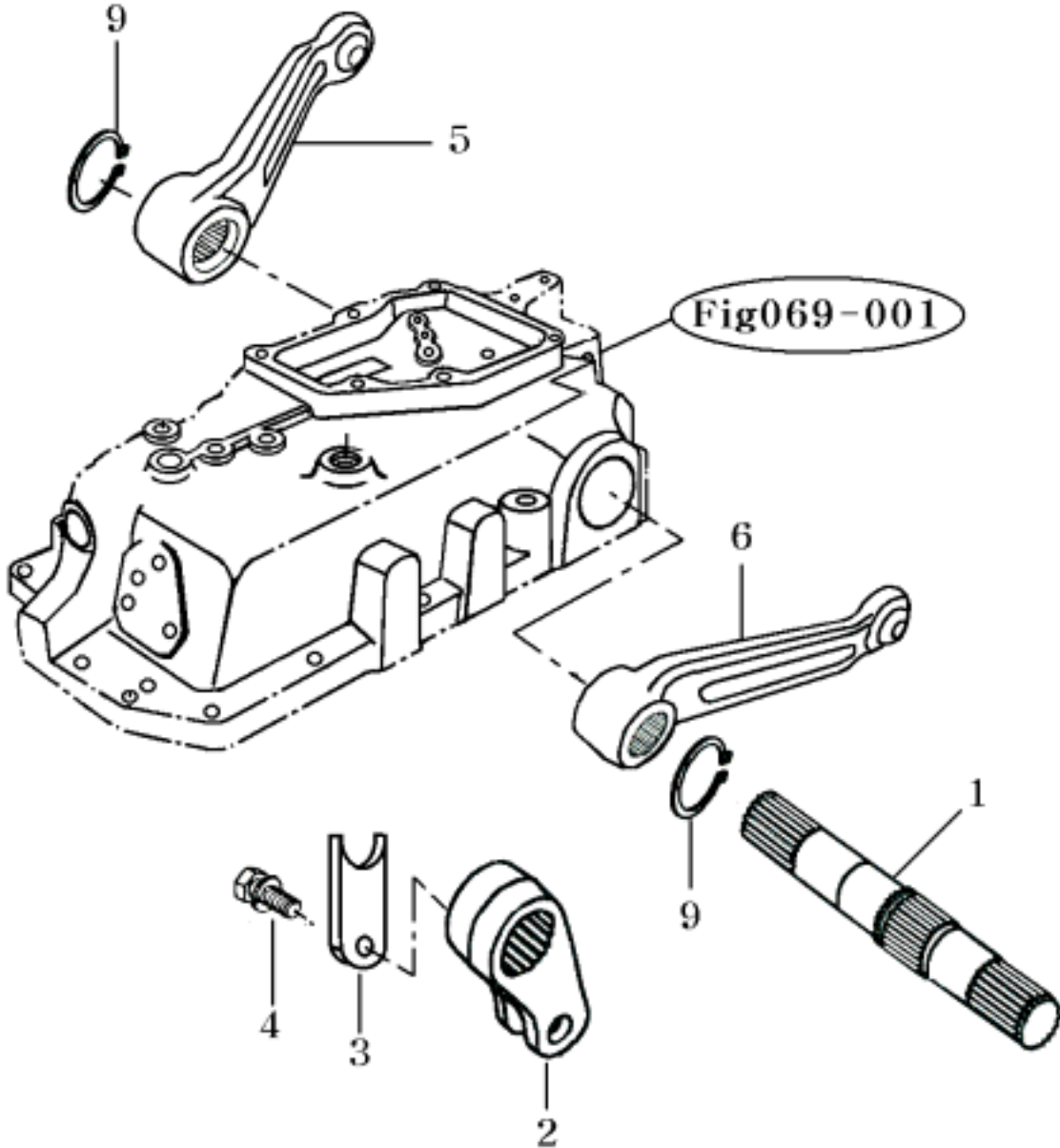
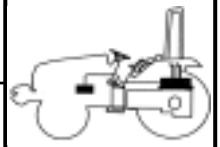
FIG 070

LIFT ARM

P1

Month/Year

05 / 2004



NOTE



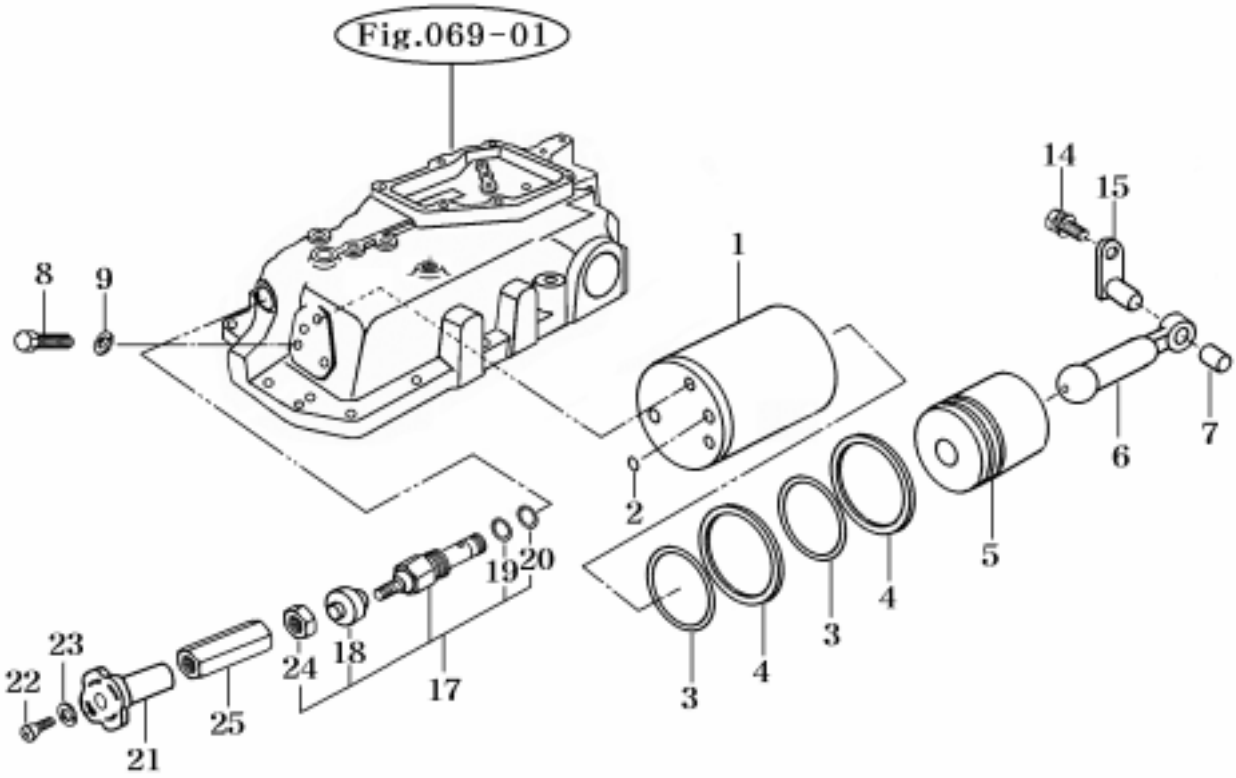
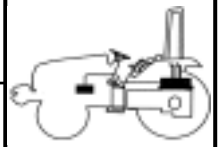
FIG 071

CYLINDER

P1

Month/Year

05 / 2004



NOTE



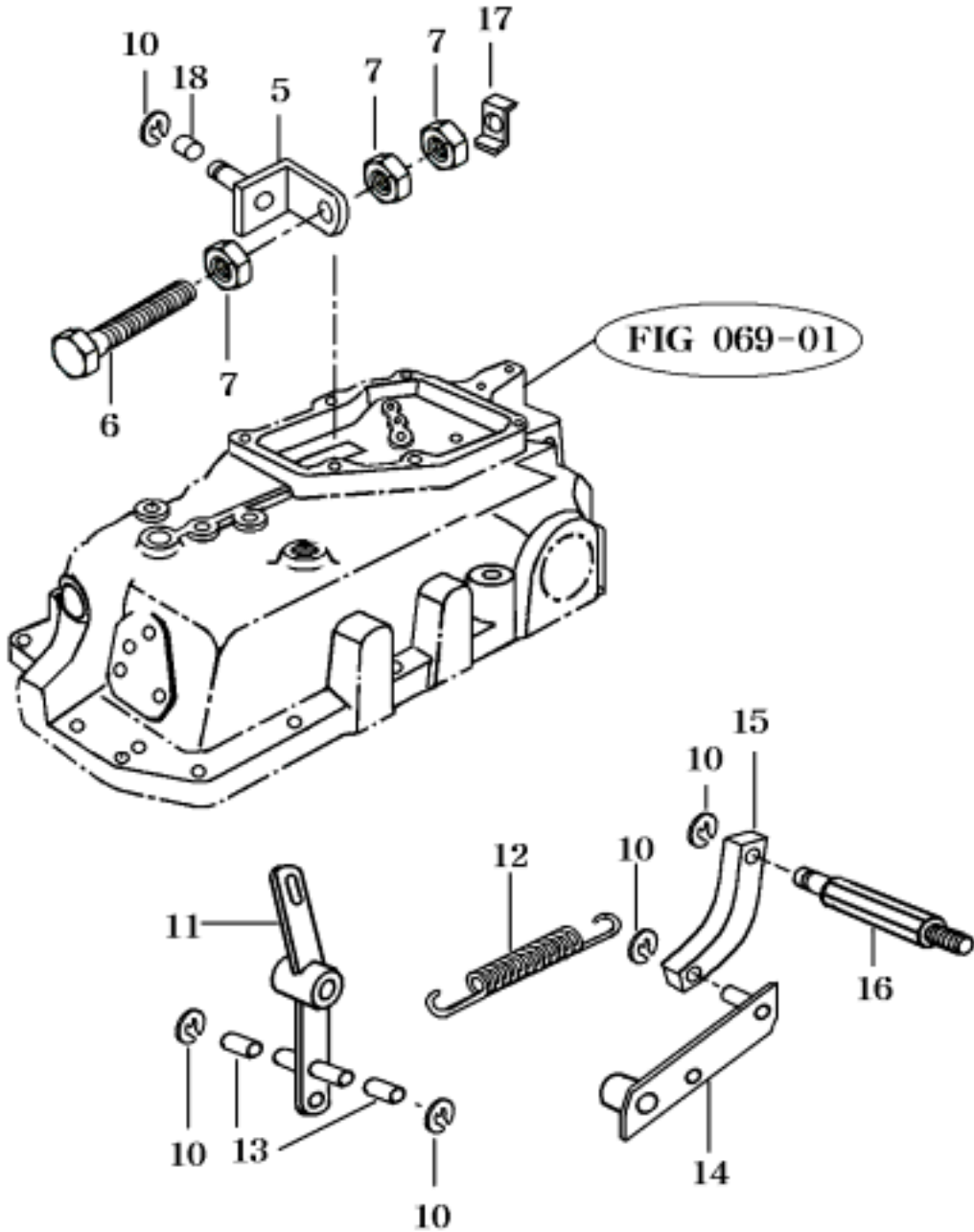
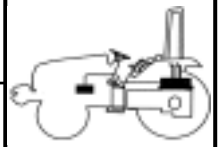
FIG 073

POSITION LINK

P1

Month/Year

05 / 2004



NOTE

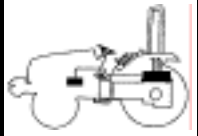
# FIG 073

# POSITION LINK

P1

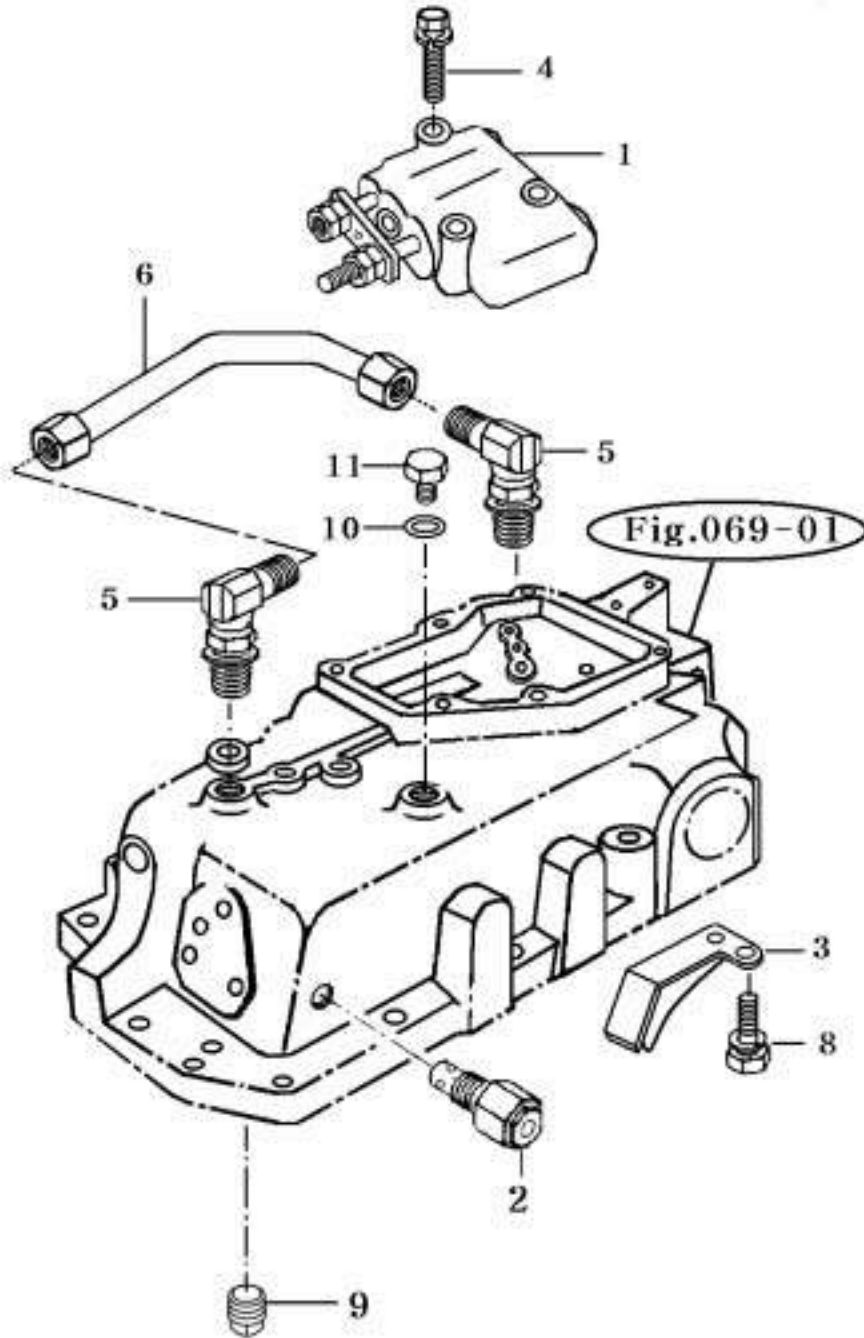
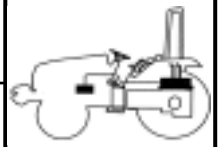
Month / Year

05 / 2004



KEY NO	PART NO	PART NAME	SPEC	Q'TY		REPAIR	EFFECTIVE DATE	REMARKS
				T430	T450			
073 005	17995040011	CLEVIS COMP		1	1			
073 006	V2013608050	BOLT , HEX	M8X50	1	1			
073 007	V3043600080	NUT , HEX/2	M8	3	3			
073 010	V7081400060	E-RING	6	5	5			
073 011	17995041100	LINK COMP , VALVE		1	1			
073 012	17995040121	SPRING		1	1			
073 013	17995040130	ROLLER		2	2			
073 014	17995041400	ARM , COMP , LINK		1	1			
073 015	17995040150	LINK , CRANK LIFT		1	1			
073 016	17995040160	PIN , LINK		1	1			
073 017	17995040170	WASHER , LOCK		1	1			
073 018	17995040140	ROLLER		1	1			

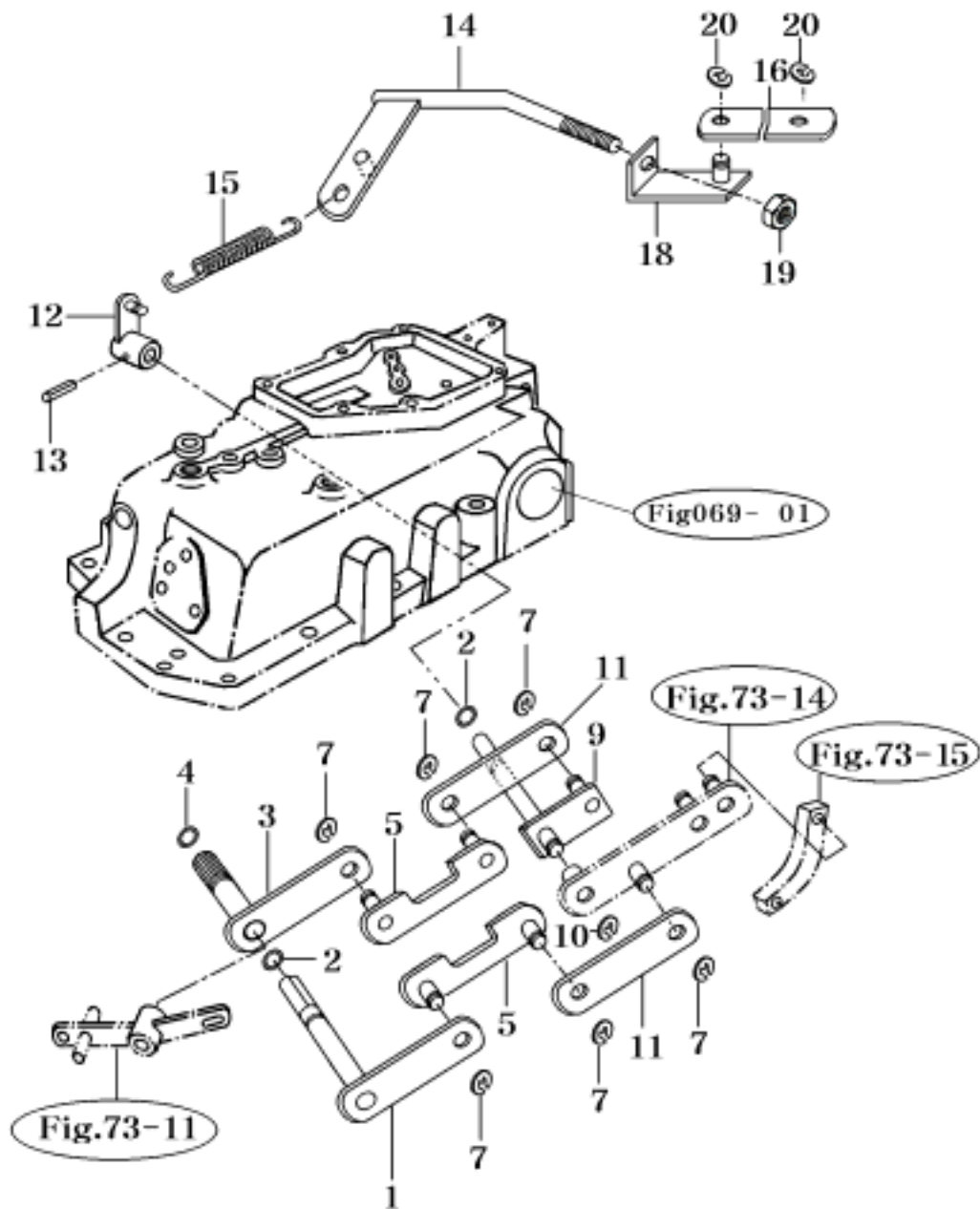
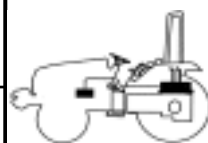
NOTE



NOTE







NOTE



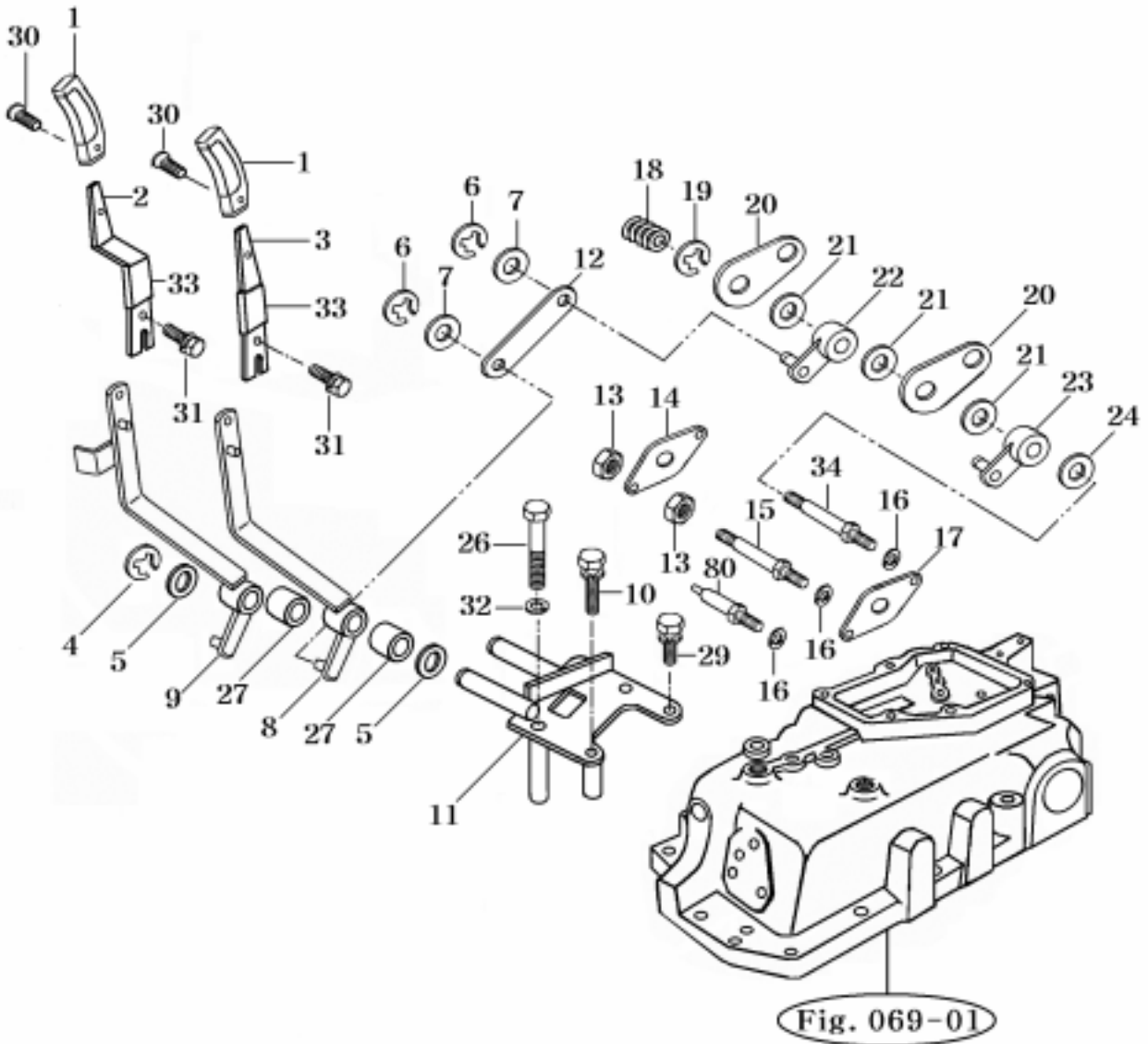
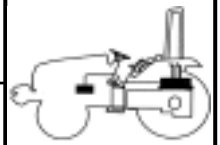
FIG 077

POSITION & DRAFT LEVER

P1

Month/Year

05 / 2004



NOTE

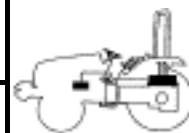
# FIG 077

# POSITION & DRAFT LEVER

P1

Month / Year

05 / 2004



KEY NO	PART NO	PART NAME	SPEC	Q'TY		REPAIR	EFFECTIVE DATE	REMARKS
				T430	T450			
077 001	15605110054	GRIP , 3X17X97		2	2			
077 002	12405120034DG	LEVER , PLATE		1	1			
077 003	15645120032DG	LEVER , PLATE		1	1			
077 004	V7081400120	E-RING	12	1	1			
077 005	V4111600160	WASHER , PLAIN	M16	2	2			
077 006	V7081400080	E-RING	8	4	4			
077 007	V4111600100	WASHER , PLAIN	M10	4	4			
077 008	16735070080	LINK COMP , LIFT 1		1	1			
077 009	16735070090	LINK COMP , LIFT 2		1	1			
077 010	V2173608050	BOLT . HEX/S	M8X50	1	1			
077 011	16735071100	PIN COMP , LINK		1	1		~2004.09.30	
077 011	16735071101	PIN COMP , LINK		1	1		2004.10.01-	
077 012	16735070120	LINK , CONNECT		2	2			
077 013	V3043600100	NUT , HEX/2	M10	4	4			
077 014	17995070140	PLATE , C		1	1			
077 015	17995070150	BOLT , SUPPORT		1	1			
077 016	V4011600100	WASHER , SPRING	M10	3	3			
077 017	17995070170	PLATE , D		1	1			
077 018	17995070180	SPRING		1	1			
077 019	V7081400120	E-RING	12	1	1			
077 020	17995070200	PLATE , A		2	2			
077 021	17995070211	PLATE , FRICTION		3	3			
077 022	17995070220	ARM , COMP , POSITION		1	1			
077 023	17995072300	ARM , COMP , DRAFT		1	1			
077 024	17995070241	PLATE , FRICTION		1	1			
077 026	V2033608110	BOLT , HEX FINE	M8X110	1	1			
077 027	17995070270	BUSH , 16X18X33		2	2			
077 029	V2173608020	BOLT , HEX/S	M8X20	2	2			
077 030	V1122605012	SCREW , C/R FLAT	M5X12	2	2			
077 031	V2173608012	BOLT , HEX/S	M8X12	2	2			
077 032	V4011600080	WASHER , SPRING	M8	1	1			
077 033	15603160025	TUBE , STRAIGHT 80		2	2			
077 034	17995070340	BOLT , SUPPORT		1	1			
077 080	17995070800	BOLT , STOP		1	1		~2004.03.14	
077 080	17995070801	BOLT , STOP		1	1		2004.03.15-	

NOTE

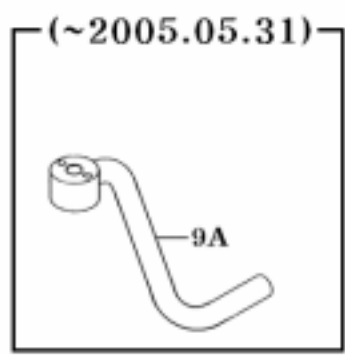
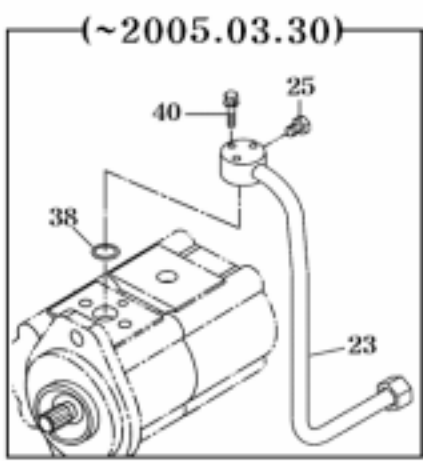
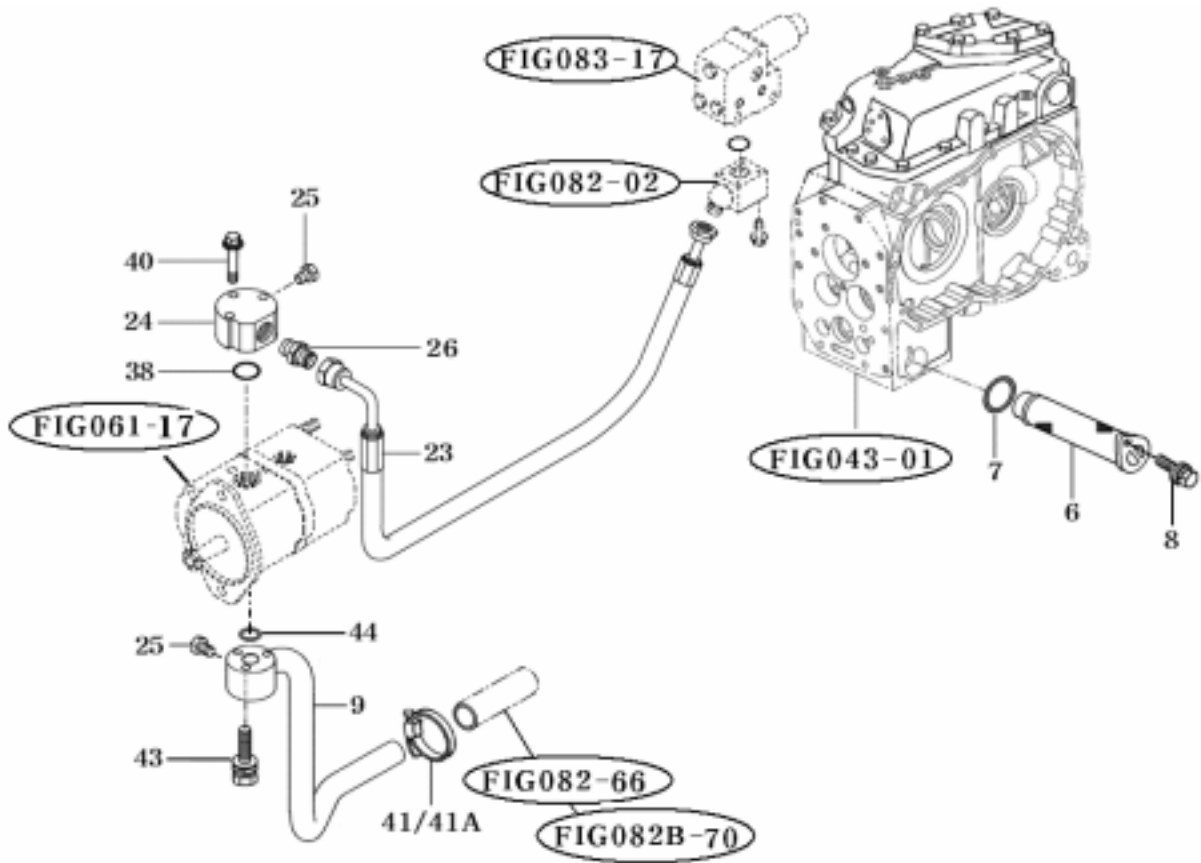
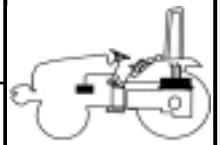
FIG 081

HYDRAULIC PIPE (1)

P1

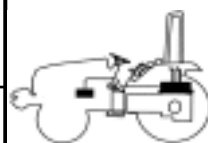
Month/Year

05 / 2004

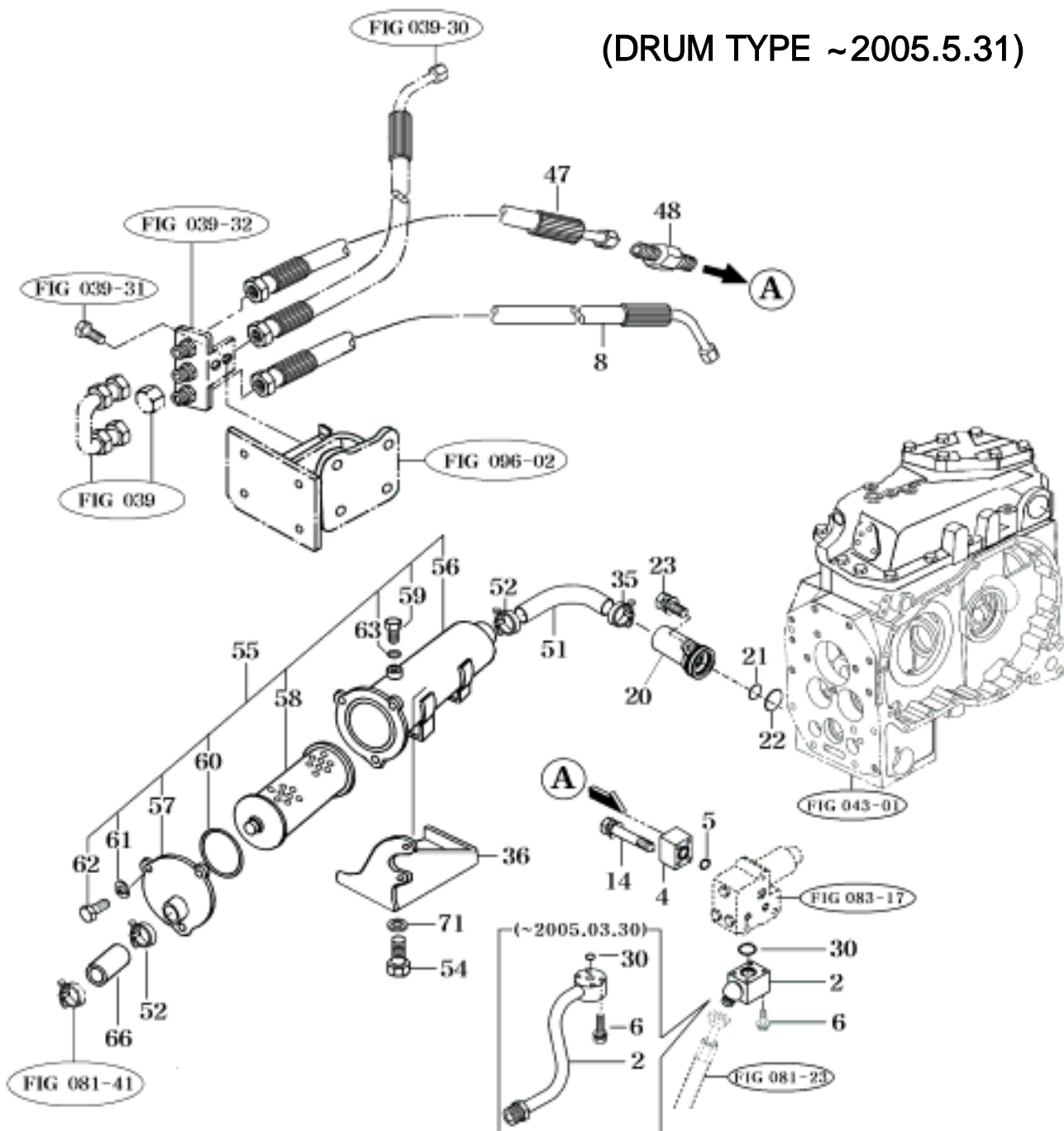


NOTE





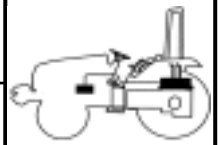
(DRUM TYPE ~2005.5.31)



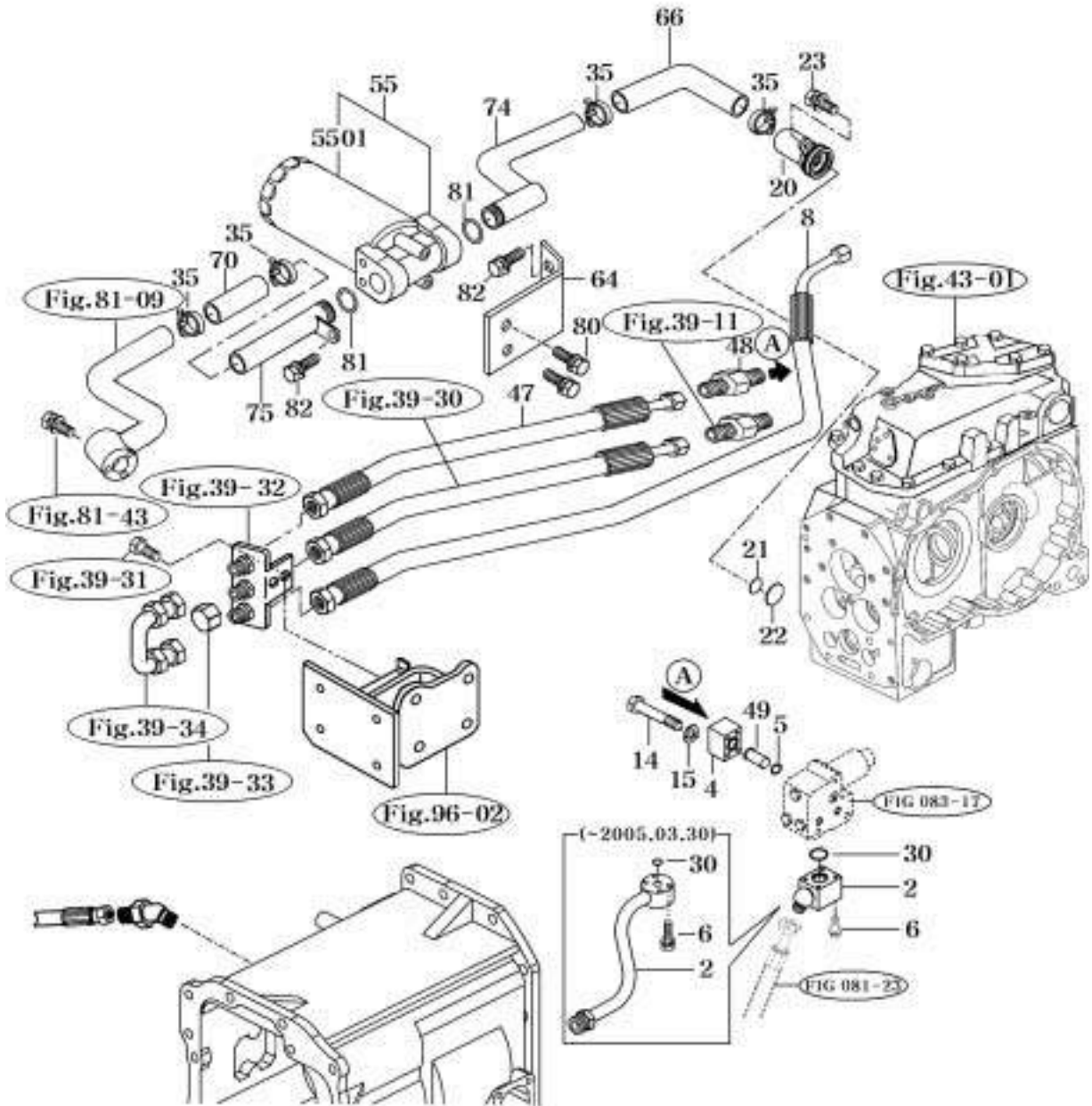
NOTE







(SPIN-ON TYPE ~2005.5.31)



NOTE



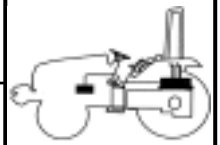
FIG 082B

HYDRAULIC PIPE (2) - SPIN ON TYPE

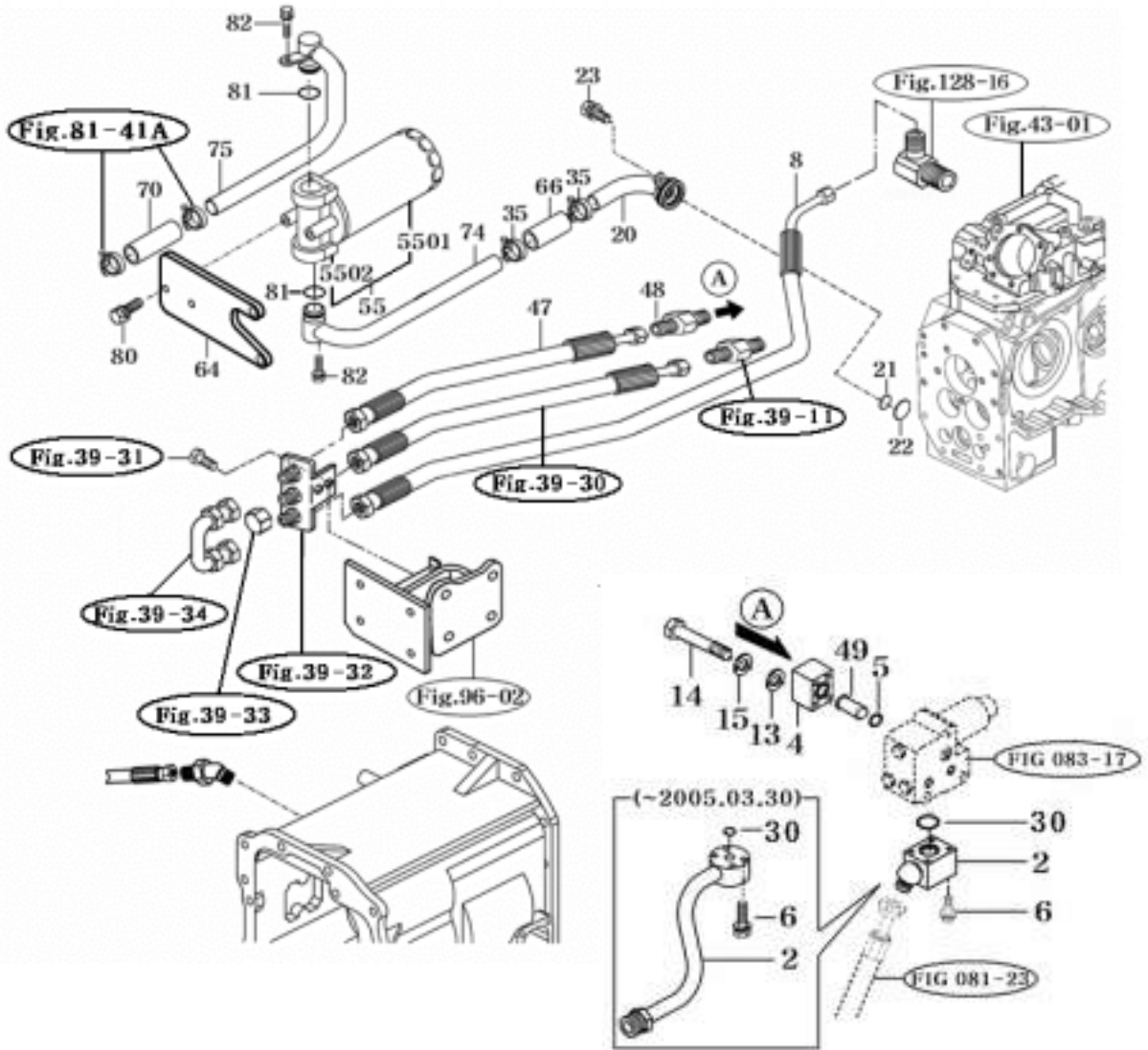
P1

Month/Year

05 / 2004



(SPIN-ON TYPE 2005.06.01 ~)



NOTE

MODEL:3510 ONLY



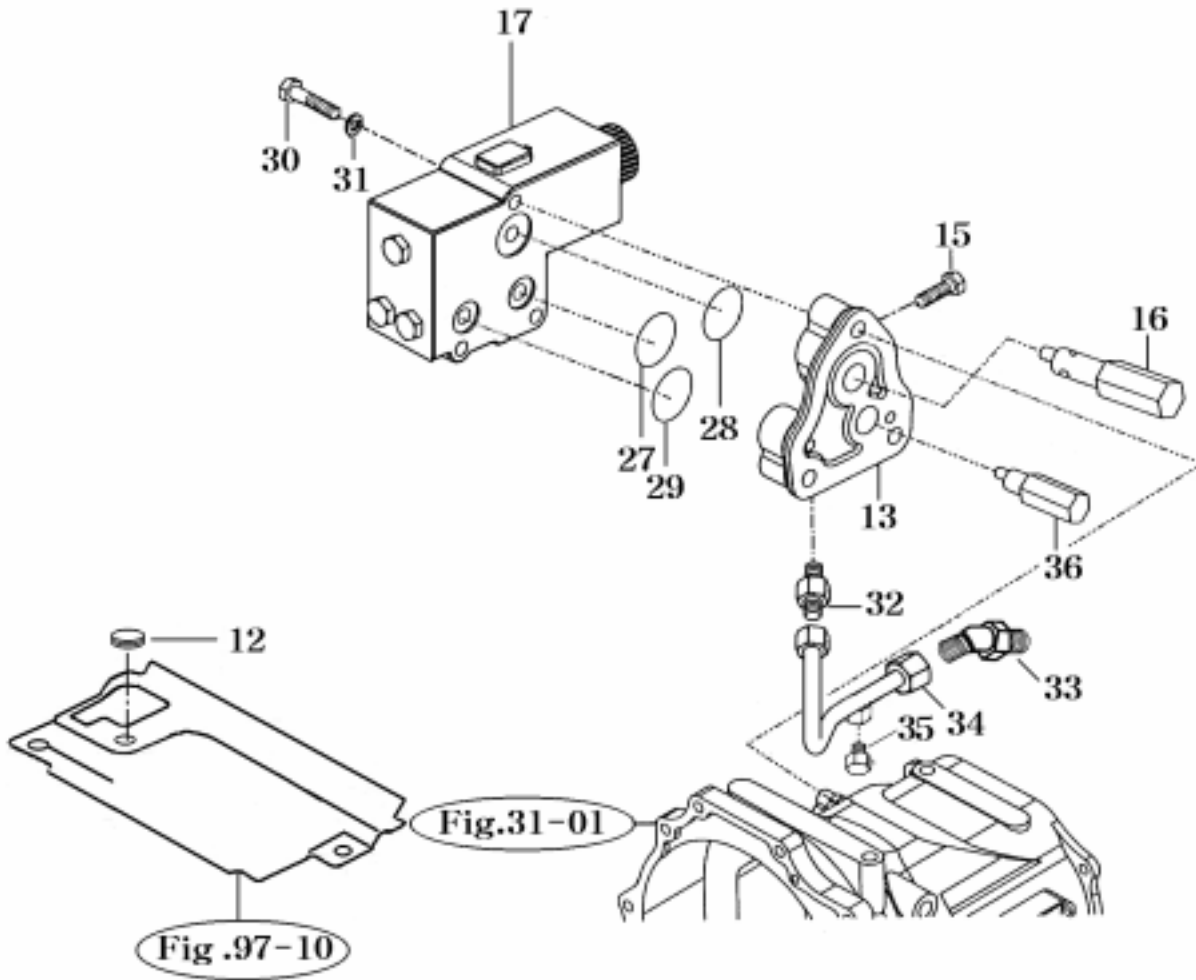
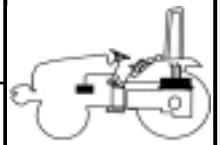
FIG 083

P.T.O VALVE & RELIEF VALVE

P1

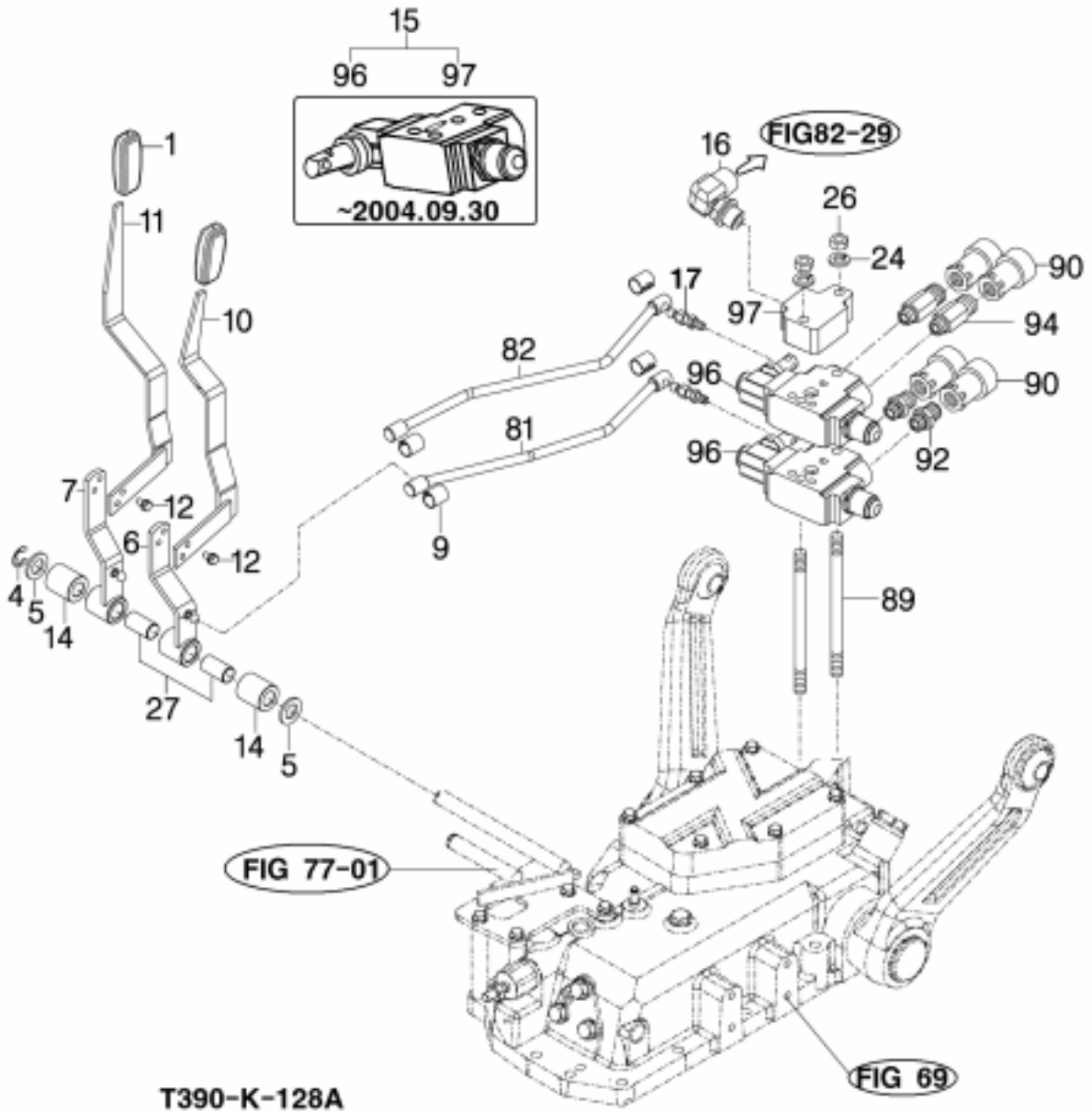
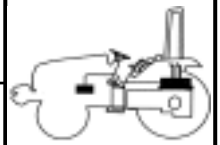
Month/Year

05 / 2004



NOTE





NOTE





# CHASSIS

## 9 3-P LINK

FIG 084 3-P LINK BRACKET .....	274
FIG 085 HITCH & 3-POINT LINK .....	276
FIG 086 LOWER LINK & LIFT ROD.....	280

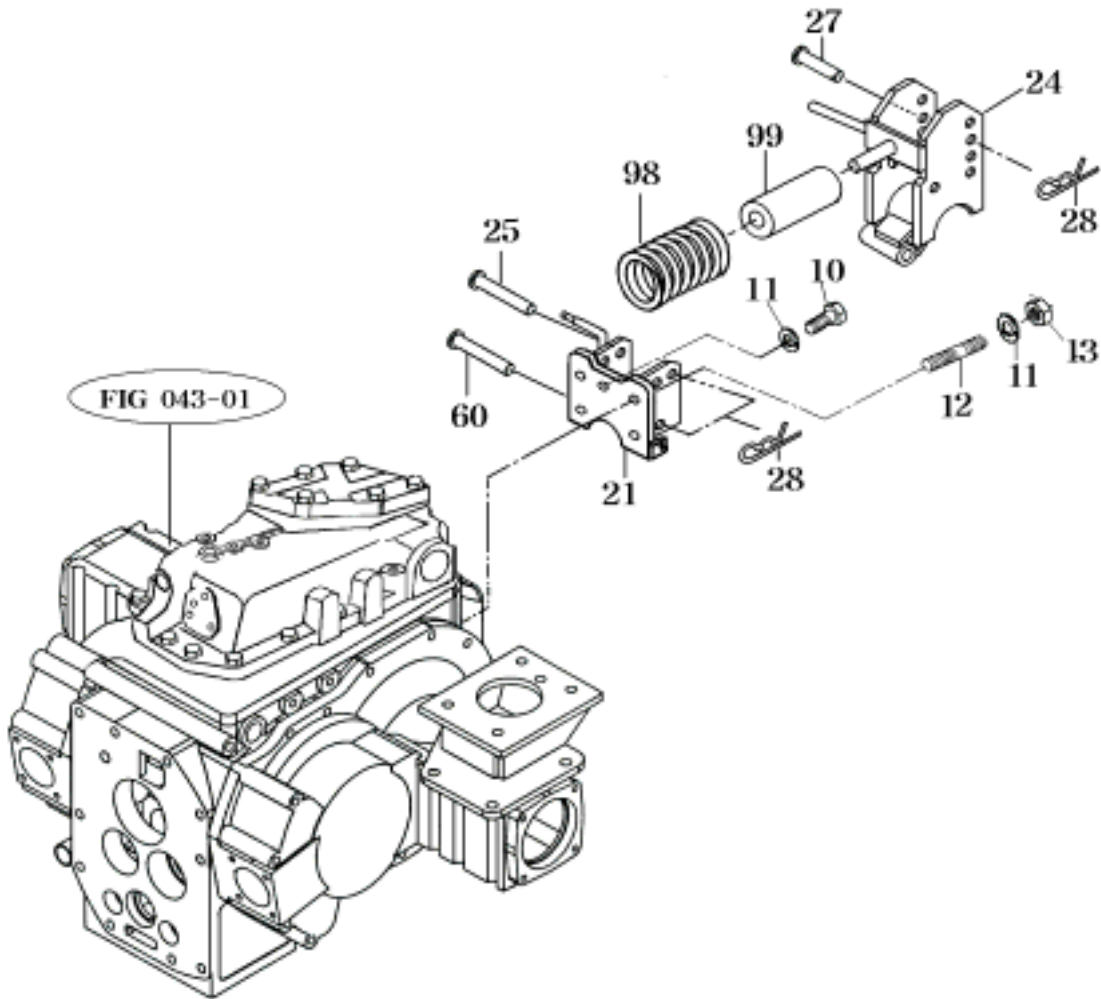
FIG 084

# 3-P LINK BRACKET

P1

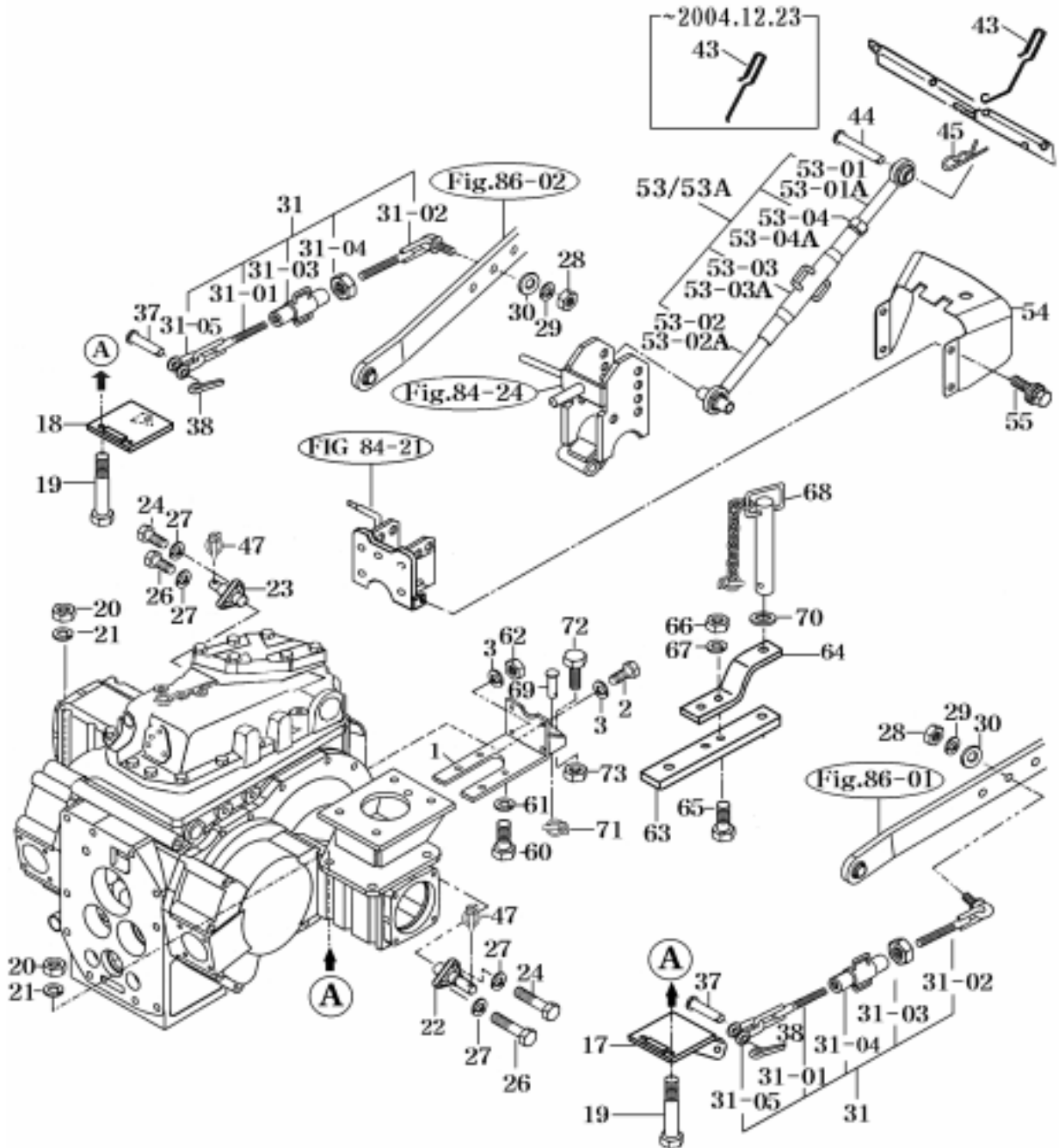
Month/Year

05 / 2004



NOTE





NOTE

**FIG 085**

**HITCH & 3-POINT LINK**

P1

Month / Year

05 / 2004



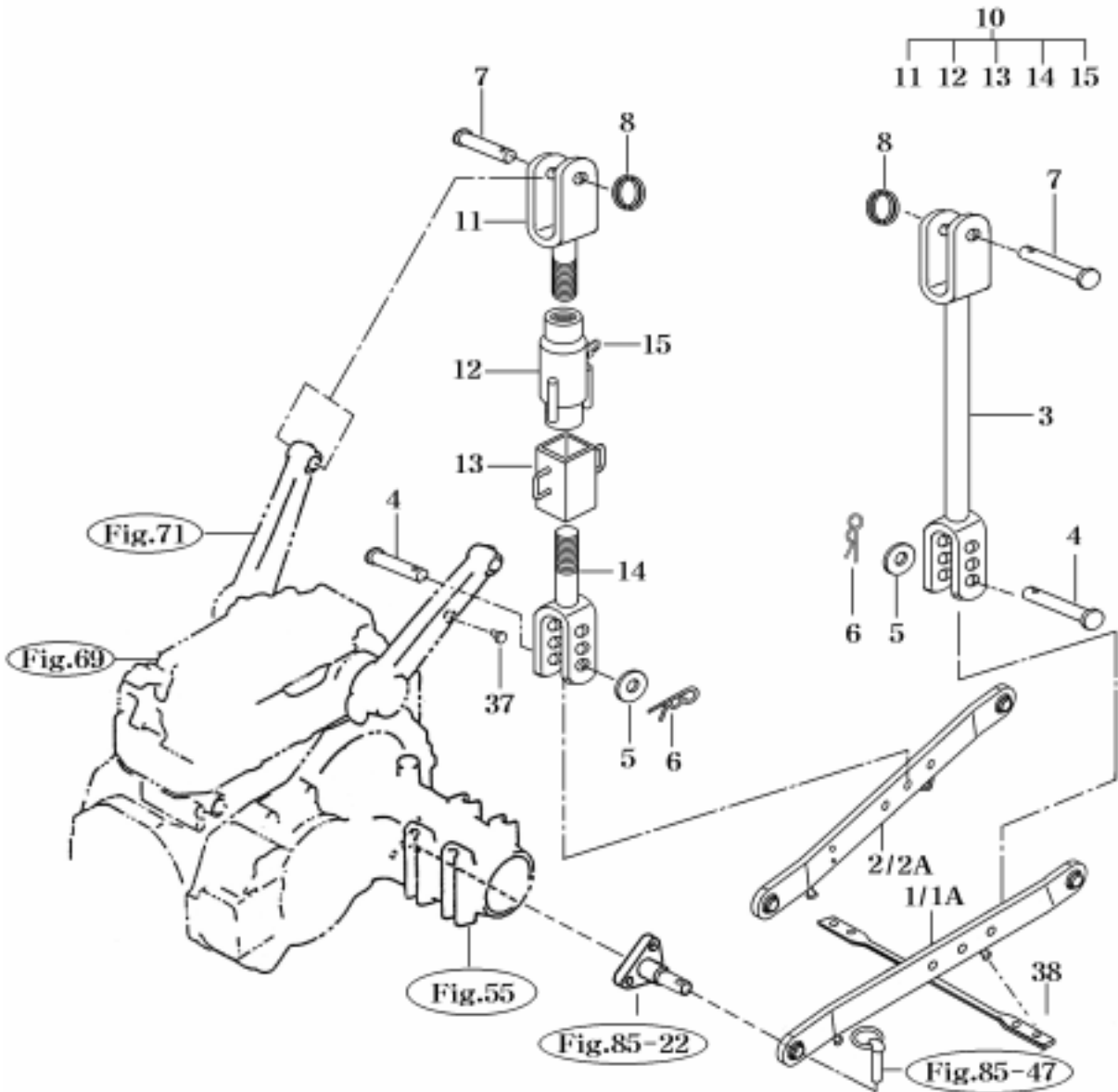
T430NC/T450NC

KEY NO	PART NO	PART NAME	SPEC	Q'TY		REPAIR	EFFECTIVE DATE	REMARKS
				T430	T450			
085 001	12705202000DG	BRACKET COMP		1	1			
085 002	V2013616035	BOLT , HEX	M16X35	4	4			
085 003	V4011600160	WASHER , SPRING	M16	4	4			
085 017	15645252002DG	BRACKET COMP , LH		1	1		~2004.12.31	
085 017	15645252003DG	BRACKET COMP , LH		1	1		2005.01.01-	
085 018	15645252102DG	BRACKET COMP , RH		1	1		~2004.12.31	
085 018	15645252103DG	BRACKET COMP , RH		1	1		2005.01.01-	
085 019	V2013612170	BOLT , HEX	M12X170	8	8			
085 020	V3043600120	NUT , HEX/2	M12	8	8			
085 021	V4011600120	WASHER , SPRING	M12	8	8			
085 022	15685252204	PIN COMP , LH		1	1			
085 023	15685252801	PIN COMP , RH		1	1			
085 024	V2013614040	BOLT , HEX	M14X40	4	4			
085 026	V2013614040	BOLT , HEX	M14X40	2	2			
085 027	V4011600140	WASHER , SPRING	M14	6	6			
085 028	V3043600180	NUT , HEX/2	M18	2	2			
085 029	V4011600160	WASHER , SPRING	M16	2	2			
085 030	V4111600160	WASHER , PLAIN	M16	2	2			
085 031	16505244500	CHAIN ASSY , CHECK		2	2	C	~2005.01.12	
085 031	16505244501	CHAIN ASSY , CHECK		2	2	C	2005.01.13-	
085 03101	16505244100	CHAIN , CHECK		2	2			
085 03102	16505244200	CHAIN , CHECK		2	2			
085 03103	16505244300	TURNBUCKLE		2	2			
085 03104	V3042600160	NUT , HEX/2	M16	2	2			
085 03105	16505244400	SHACKLE , CHECK CHAIN		2	2			
085 037	79636110030	PIN (12X48)		2	2		~2005.01.12	
085 037	16736110030	PIN (12X48)		2	2		2005.01.13-	
085 038	V5001930020	PIN , SPLIT	3X20	2	2			
085 043	15665251010	HOOK , TOP LINK		1	1		~2004.12.23	
085 043	12605251001	HOOK , TOP LINK		1	1		2004.12.24-	
085 044	15645220011	PIN (19X86)		1	1			GBC,USD,USM,TNF,PTA
085 045	14445140051	PIN (19)		1	1			GBC,USD,USM,TNF,PTA
085 047	14215020020	PIN , LINK		2	2			
085 053	16505245500DG	LINK ASSY , TOP LINK		1	1			
085 05301	16505245510	LINK COMP , RH TOP LINK		1	1			GBC,USD,USM,TNF,PTA
085 05302	16505245520	LINK COMP , LH TOP LINK		1	1			GBC,USD,USM,TNF,PTA
085 05303	14885142300	TURNBUCKLE COMP		1	1			GBC,USD,USM,TNF,PTA
085 05304	16505245530	NUT , HEX		1	1			GBC,USD,USM,TNF,PTA
085 053A	16995201000DG	LINK ASSY , TOP LINK			1			AUZ
085 05301A	16995201100	ROD COMP , LH			1			AUZ
085 05302A	16995201300	ROD COMP , RH			1			AUZ
085 05303A	16995201200	SLEEVE COMP			1			AUZ
085 05304A	S7215216300	NUT COMP , LOCK			1			AUZ
085 054	13605200011DG	COVER , SHIELD		1	1			
085 055	V2183608016	BOLT , HEX/SP	M8X16	4	4			
085 060	V2013614035	BOLT , HEX	M14X35	4	4			
085 061	V4011600140	WASHER , SPRING	M14	4	4			
085 062	V3043600160	NUT , HEX/2	M16	2	2			

NOTE











## CHASSIS

### 10 SHEET METAL, CAB MOUNTING & SEAT

FIG 090 BONNET(1)-----	286
FIG 091 BONNET(2)-----	290
FIG 092 SIDE COVER-----	292
FIG 093 FENDER & MUDGUARD-----	294
FIG 095 SEAT-----	296
FIG 095A SEAT-----	298
FIG 096 FRONT & REAR MOUNTING-----	300
FIG 097 FLOOR-----	302
FIG 098 FRONT GLASS & MIRROR-----	304

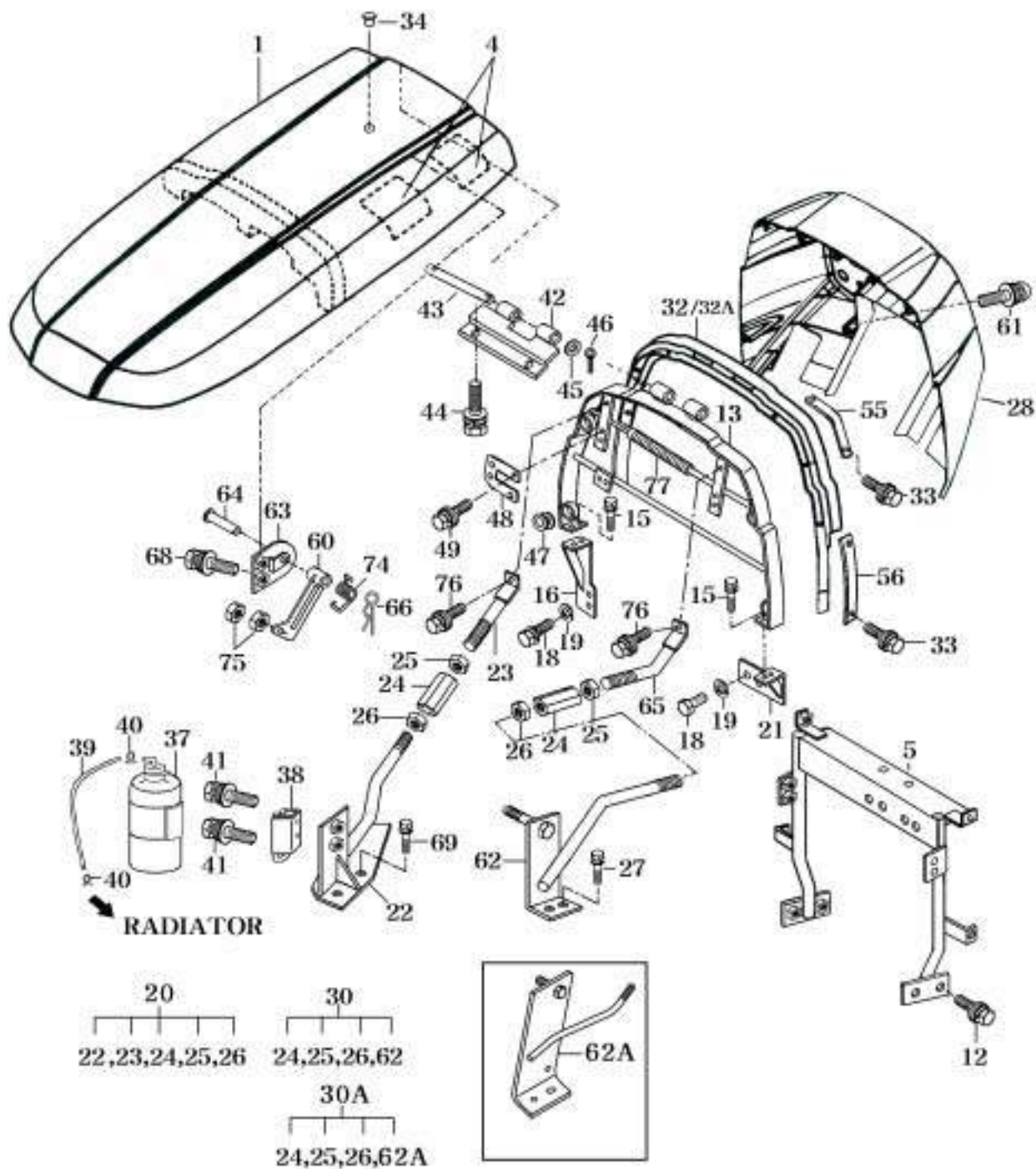


FIG 090

BONNET (1)

P1

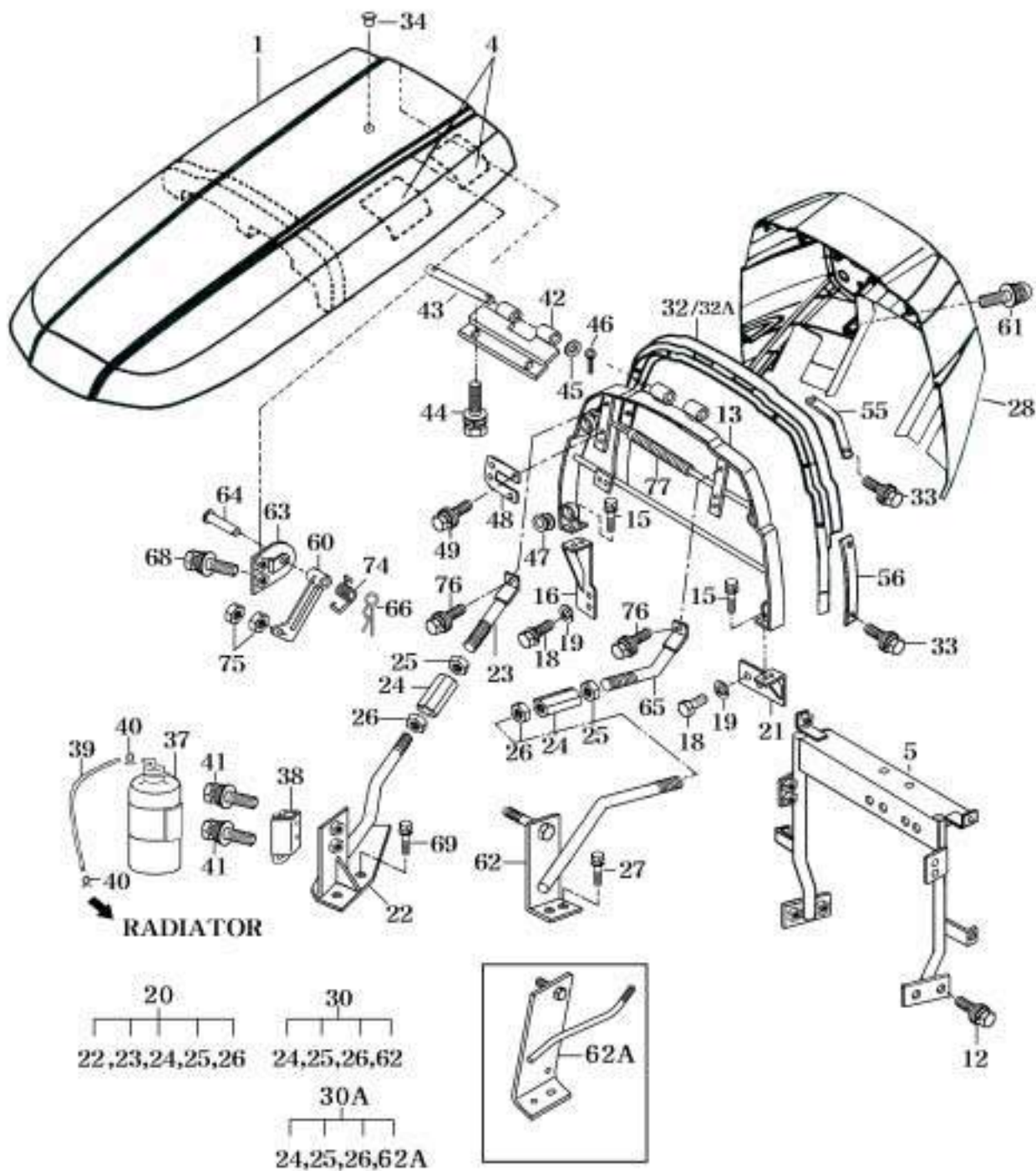
Month / Year

05 / 2004



KEY NO	PART NO	PART NAME	SPEC	Q'TY		REPAIR	EFFECTIVE DATE	REMARKS
				T430	T450			
090 001	16506201002DR	HOOD COMP		1	1			
090 004	16506010140	SPONGE		2	2			
090 005	12706011000DG	FRAME COMP, FR HOOD		1	1			
090 012	V2183608035	BOLT, HEX/SP	M8X35	4	4			
090 013	16506022006DG	FRAME COMP, HOOD		1	1			
090 015	V2173608025	BOLT, HEX/S	M8X25	4	4			
090 016	16006022000DG	STAY COMP, RH PLATE		1	1			
090 018	V2013612025	BOLT, HEX	M12X25	4	4			
090 019	V4011600120	WASHER, SPRING	M12	4	4			
090 020	16506023000DG	STAY ASSY, LOW BAR		1	1			
090 021	12306023701DG	STAY COMP, PLATE		1	1			
090 022	14616022100	STAY COMP, UNDER		1	1			
090 023	16506024200	STAY COMP, UPR BAR		1	1			
090 024	36401090020	ADJUSTER		2	2			
090 025	V3042600100	NUT, HEX/2	M10	2	2			
090 026	36252120070	NUT, L	M10	2	2			
090 027	V2173608020	BOLT, HEX/S	M8X20	2	2			
090 028	16506030023DG	COVER, DASH		1	1			
090 030	16506012001DG	BRACKET ASSY, HOOD		1	1			TNF,AUZ
090 030A	12206012000DG	BRACKET ASSY, HOOD		1	1			USD,USM,GBC,PTA
090 032	12706301040	INSULATOR		1	1			GBC,PTA
090 032A	16506301042	INSULATOR		1	1			USM,USD,AUZ,TNF
090 033	V2103606016	BOLT, HEX /P	M6X16	8	8			
090 034	15606060100	CAP, 11		1	1			
090 037	16003302100	TANK ASSY, RESERVE		1	1			
090 038	36753302201DG	HOLDER COMP, TANK/R		1	1			
090 039	15003300012	HOSE, 420/7.5X13.5		1	1			
090 040	36423600080	CLIP, HOSE D=12.5		2	2			
090 041	V2183608025	BOLT, HEX/SP	M8X25	2	2			
090 042	16506054500DG	BRACKET COMP, HOOD		1	1			
090 043	16506024550	PIN		1	1			
090 044	V2183608020	BOLT, HEX/SP	M8X20	2	2			
090 045	16991600080	WASHER, HOOD FRAME		2	2			
090 046	V5001925020	PIN, SPLIT	2.5X20	2	2			
090 047	16996015511	RUBBER, GUARD		4	4			
090 048	16796024601DG	BRACKET COMP, FUSE		1	1			
090 049	V2183608020	BOLT, HEX/SP	M8X20	2	2			
090 055	16506010350DG	PLATE, A		2	2			
090 056	16506010360DG	PLATE, B		2	2			
090 060	16506014201	GUIDE COMP, HOOD LOCK		1	1			
090 061	V1222608020	SCREW, C/R PAN/SP	M8X20	2	2			
090 062	16506014304	BRACKET COMP, HOOD		1	1			TNF,AUZ
090 062A	12206014300	BRACKET COMP, HOOD		1	1			USD,USM,GBC,PTA
090 063	16506014401	PLATE COMP, HOOD LOCK		1	1			
090 064	16506014501	PIN, HOOD LOCK		1	1			
090 065	16506022102	STAY COMP, UPR BAR		1	1			

NOTE











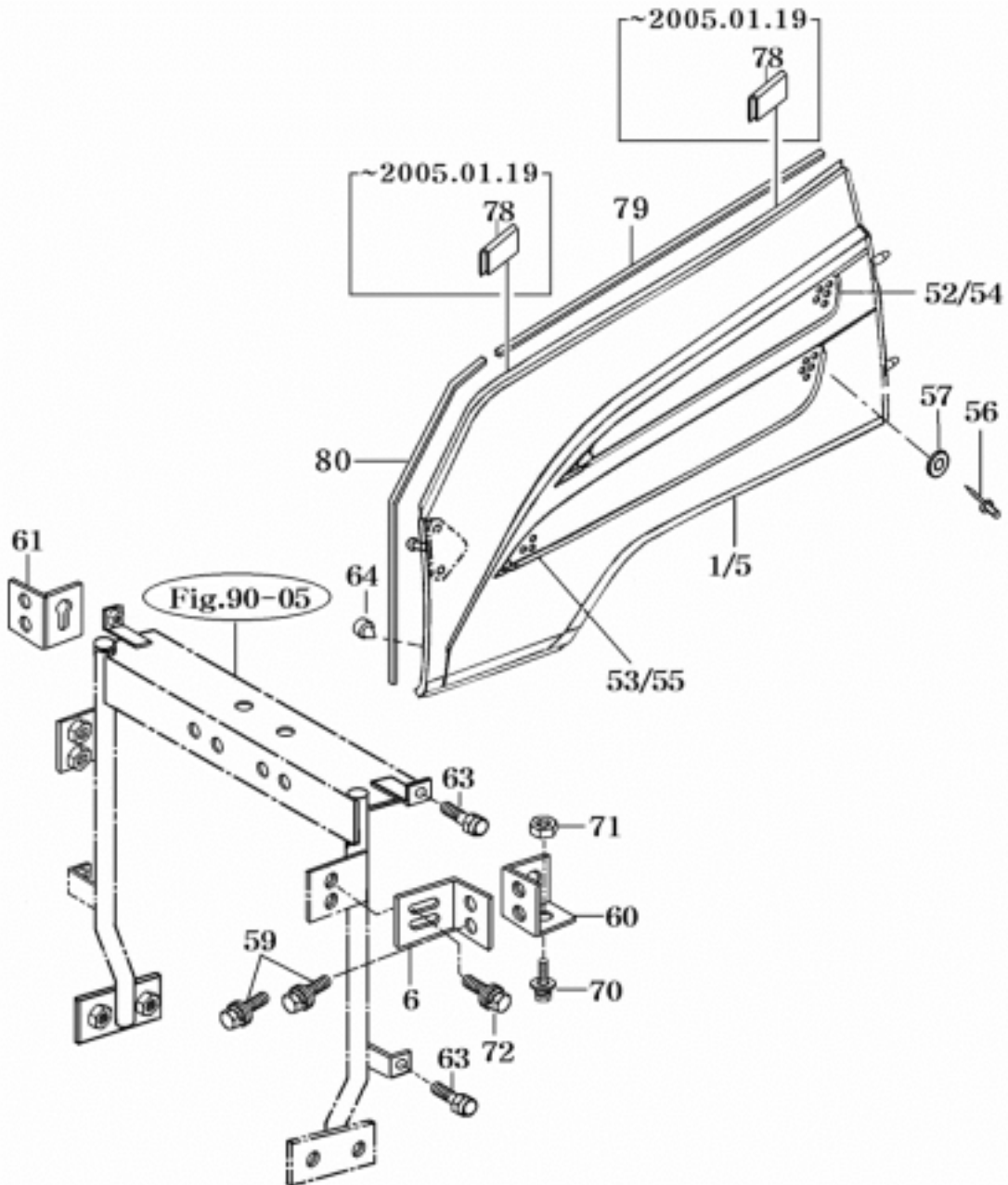


FIG 092

SIDE COVER

P1

Month / Year

05 / 2004



T430NC/T450NC

KEY NO	PART NO	PART NAME	SPEC	Q'TY		REPAIR	EFFECTIVE DATE	REMARKS
				T430	T450			
092 001	16506202102DG	COVER COMP , LH SIDE		1	1		~2005.05.31	
092 001	16506202103DG	COVER COMP , LH SIDE		1	1		2005.06.01-	
092 005	16506203102DG	COVER COMP , RH SIDE		1	1		~2005.05.31	
092 005	16506203103DG	COVER COMP , RH SIDE		1	1		2005.06.01-	
092 006	16506010080DG	PLATE , ADJUSTER		2	2			
092 052	16506202030DG	NET , UPR LH SIDE		1	1			
092 053	16506202040DG	NET , LOW LH SIDE		1	1			
092 054	16506203030DG	NET , UPR RH SIDE		1	1			
092 055	16506203040DG	NET , LOW RH SIDE		1	1			
092 056	V5502040093	RIVET , BLIND	4X9.3	32	32			
092 057	V4111600040	WASHER , PLAIN	M4	32	32			
092 059	V2193606016	BOLT , HEX/SPL	M6X16	4	4			
092 060	16506013500DG	PLATE COMP , LH		1	1			
092 061	16506013600DG	PLATE COMP , RH		1	1			
092 063	16506200070	BOLT , ADJUSTER		4	4			
092 064	16996013431	RUBBER , CUSHION		2	2			
092 070	V2053606035	BOLT , HEX C/R	M6X35	2	2			
092 071	V3002600060	NUT , HEX/1	M6	2	2			
092 072	V2183608020	BOLT , HEX/SP	M8X20	4	4			
092 078	16506040431	INSULATOR		4	4		~2005.01.19	
092 079	14726010100	INSULATOR , A		2	2		2005.01.20-	
092 080	14726010200	INSULATOR , B		2	2		~2005.02.28	
092 080	16506010200	INSULATOR , B		2	2		2005.03.01-	

NOTE

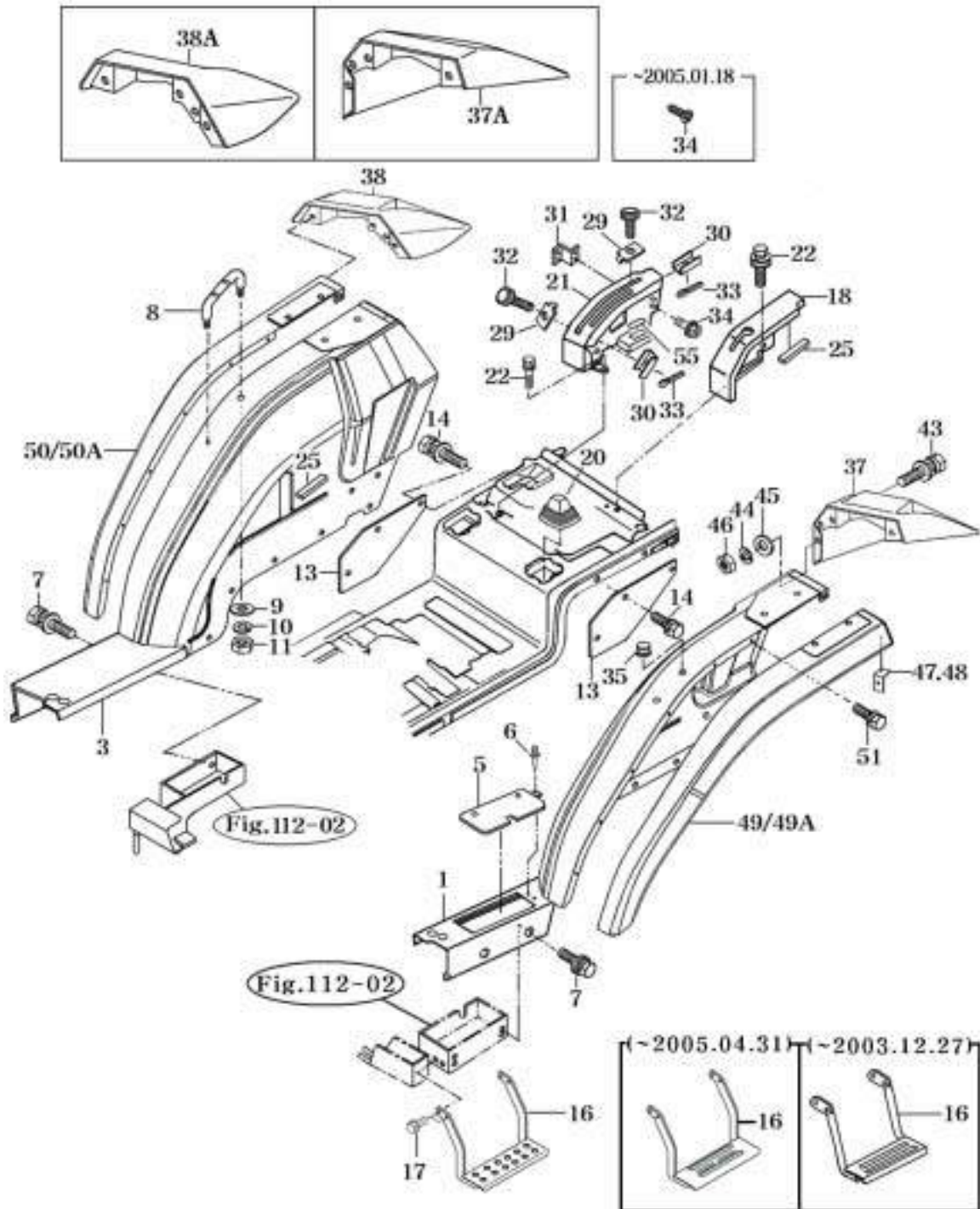
FIG 093

FENDER & MUDGUARD

P1

Month/Year

05 / 2004



NOTE

**FIG 093**

**FENDER & MUDGUARD**

P1

Month / Year

05 / 2004



T430NC/T450NC

KEY NO	PART NO	PART NAME	SPEC	Q'TY		REPAIR	EFFECTIVE DATE	REMARKS
				T430	T450			
093 001	16506063501DR	FENDER COMP , LH		1	1			
093 003	16506063602DR	FENDER COMP , RH		1	1			
093 005	15606063401DR	PLATE , 113X230		1	1			
093 006	V5502032088	RIVET , BLIND	3.2X8.8	2	2			
093 007	V2183608020	BOLT , HEX/SP	M8X20	20	20			
093 008	14726071100	GRIP COMP		2	2			
093 009	35602010150	WASHER , BIND SHAFT		4	4			
093 010	V4011600080	WASHER , SPRING	M8	4	4			
093 011	V3042600080	NUT , HEX/2	M8	4	4			
093 013	15606060130DG	COVER		2	2			
093 014	V2183608016	BOLT , HEX/SP	M8X16	6	6			
093 016	16606062601DG	STEP COMP		2	2		~2003.12.27	
093 016	16606062602DG	STEP COMP		2	2		~2005.04.31	
093 016	16606062603DG	STEP COMP		2	2		2005.05.01-	
093 017	V2173608025	BOLT , HEX/S	M8X25	8	8			
093 018	15646082301DG	GUIDE COMP . LH		1	1			
093 020	15606082203	BOOT		2	2			
093 021	15646082405DG	GUIDE COMP . RH		1	1		~2004.09.30	
093 021	15646082406DG	GUIDE COMP . RH		1	1		2004.10.01-	
093 022	V2183608016	BOLT , HEX/SP	M8X16	4	4			
093 025	15196040050	RUBBER , HOOK		2	2			
093 029	15606092013	PLATE		2	2			
093 030	15606092103	PLATE COMP		2	2			
093 031	15616092003DG	STAY COMP , PLATE		1	1			
093 032	15186070020	BOLT , KNOB M8X31		2	2			
093 033	V5001920020	PIN , SPLIT	2X20	2	2			
093 034	V1222606016	SCREW , C/R PAN/SP	M6X16	2	2		~2005.01.18	
093 034	V2193606016	BOLT , HEX/SPL	M6X16	2	2		2005.01.19-	
093 035	16606070031	CAP , 9		8	8			
093 037	13606060020	GUARD , LH		1	1			GBC,PTA
093 037A	15646060021	GUARD , LH		1	1		~2004.10.31	USM,USD,AUZ,TNF
093 037A	15646060022	GUARD , LH		1	1		2004.11.01-	USM,USD,AUZ,TNF
093 038	13606060030	GUARD , RH		1	1			GBC,PTA
093 038A	15646060031	GUARD , RH		1	1		~2004.10.31	USM,USD,AUZ,TNF
093 038A	15646060032	GUARD , RH		1	1		2004.11.01-	USM,USD,AUZ,TNF
093 043	V2193606020	BOLT , HEX/SPL	M6X20	8	8			
093 044	V4011600060	WASHER , SPRING	M6	8	8			
093 045	35605033020	WASHER , WIRE WITHDR		8	8			
093 046	V3002600060	NUT , HEX/1	M6	8	8			
093 047	15006060050DG	PLATE , LH MUD GUARD		1	1			
093 048	15006060060DG	PLATE , RH MUD GUARD		1	1			
093 049	12706060010	FENDER , LH		1	1			GBC,PTA
093 049A	16506060010	FENDER , LH		1	1			USM,USD,AUZ,TNF
093 050	12706060020	FENDER , RH		1	1			GBC,PTA
093 050A	16506060020	FENDER , RH		1	1			USM,USD,AUZ,TNF
093 051	V2193606016	BOLT , HEX/SPL	M6X16	18	18			
093 055	16736080030	SEAL		1	1		~2005.02.28	
093 055	16736080031	SEAL		1	1		2005.03.01-	

NOTE

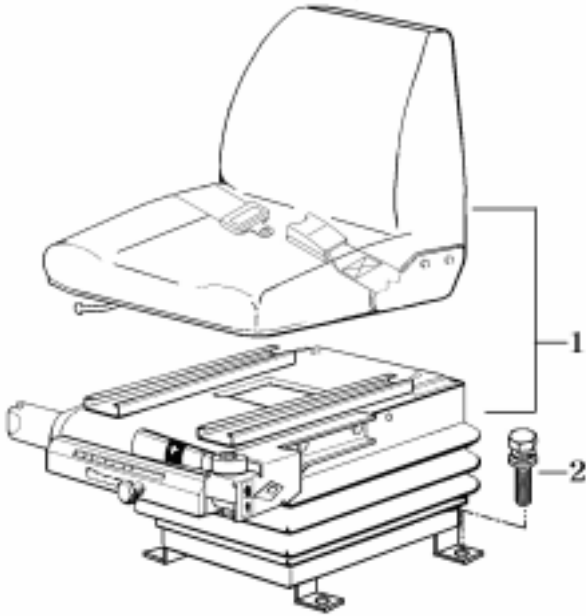
FIG 095

SEAT

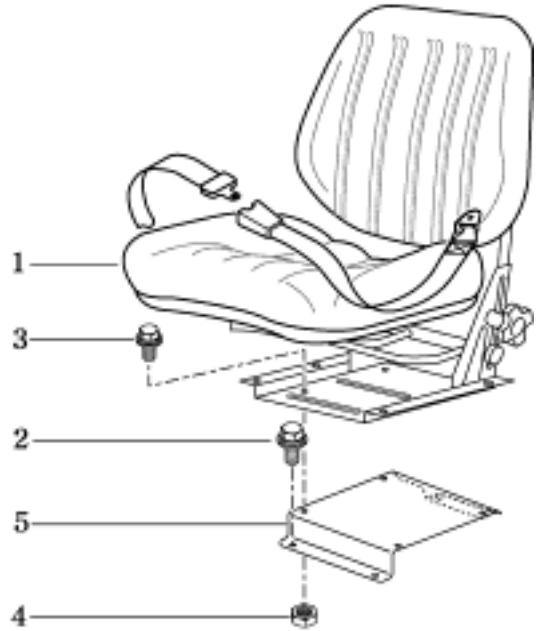
P1

Month/Year

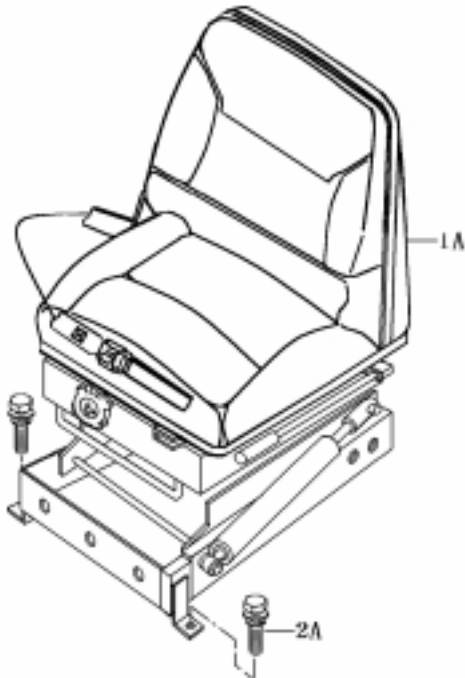
05 / 2004



~2004.11.30



2004.12.01~

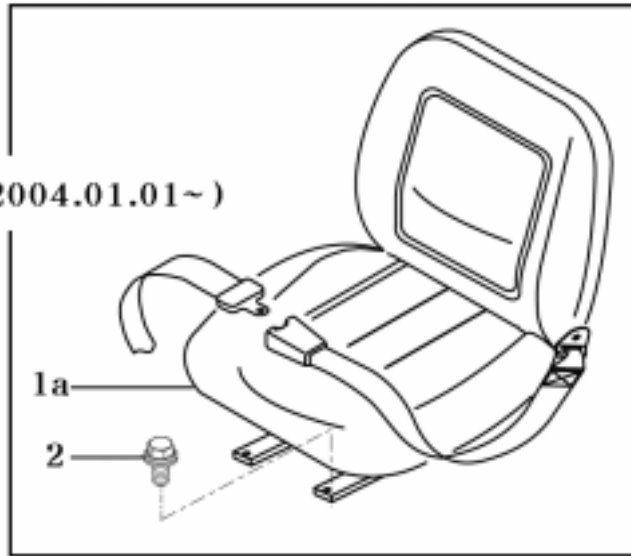


NOTE

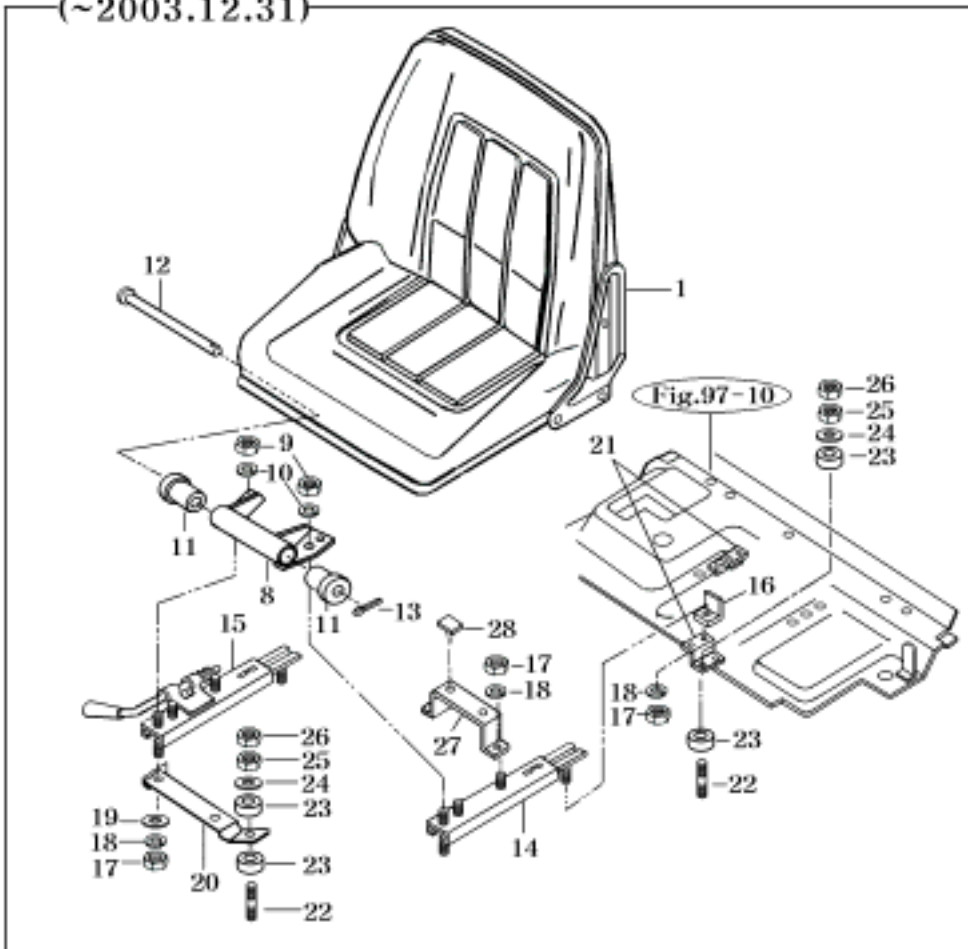




(2004.01.01~)



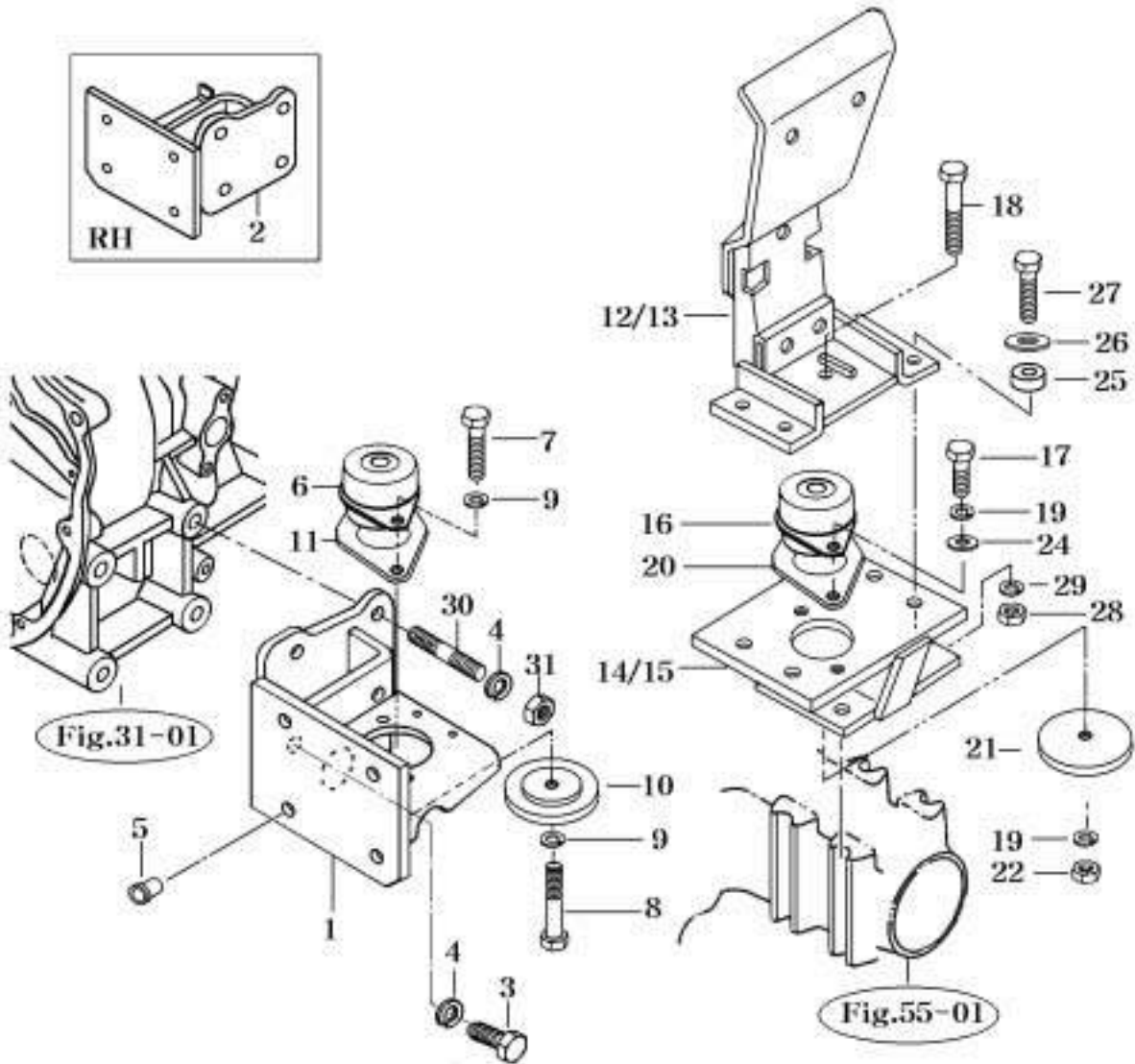
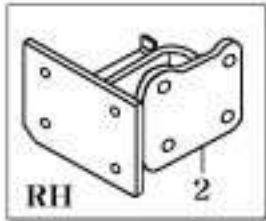
(~2003.12.31)



NOTE







NOTE



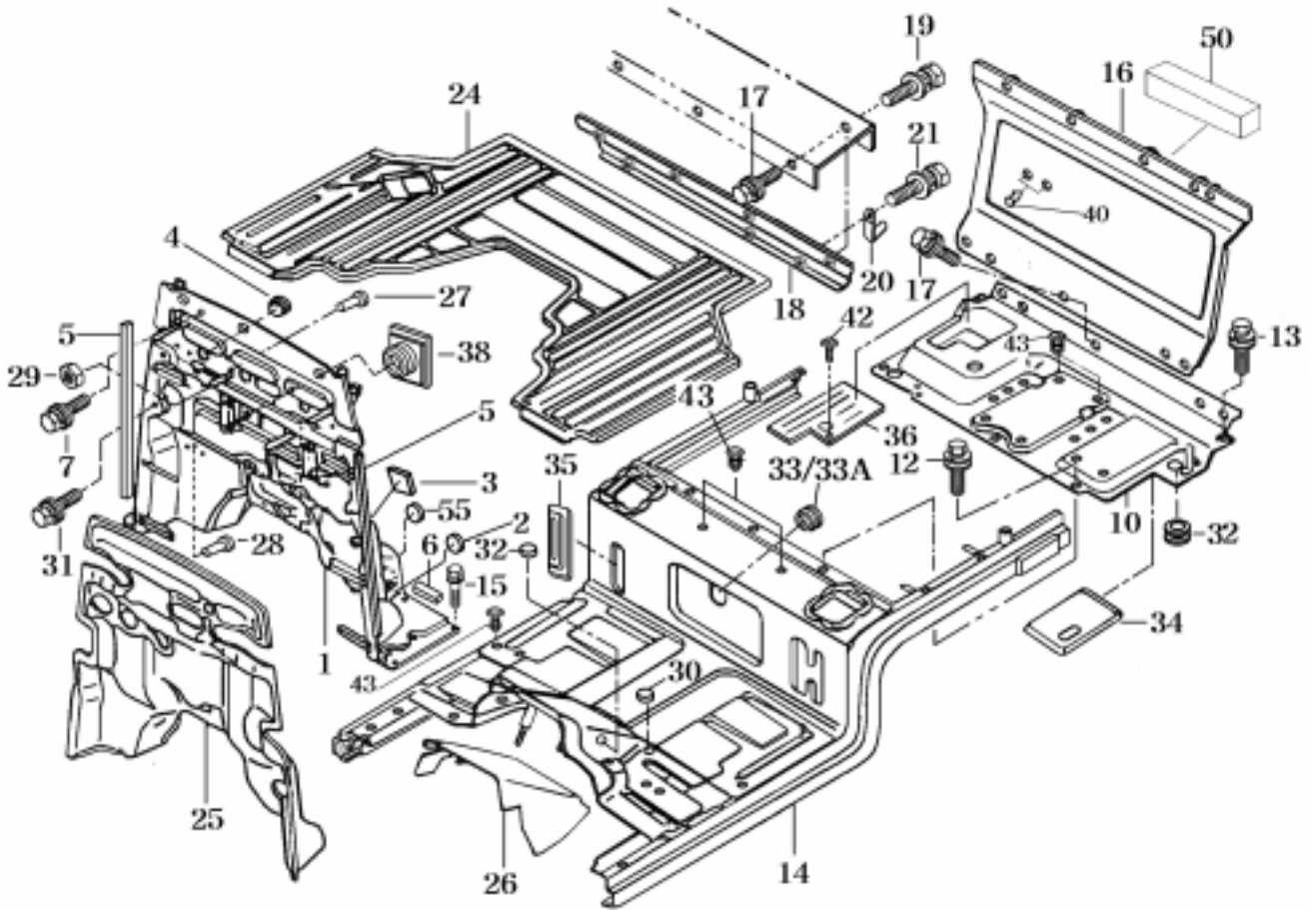
FIG 097

FLOOR

P1

Month/Year

05 / 2004



NOTE



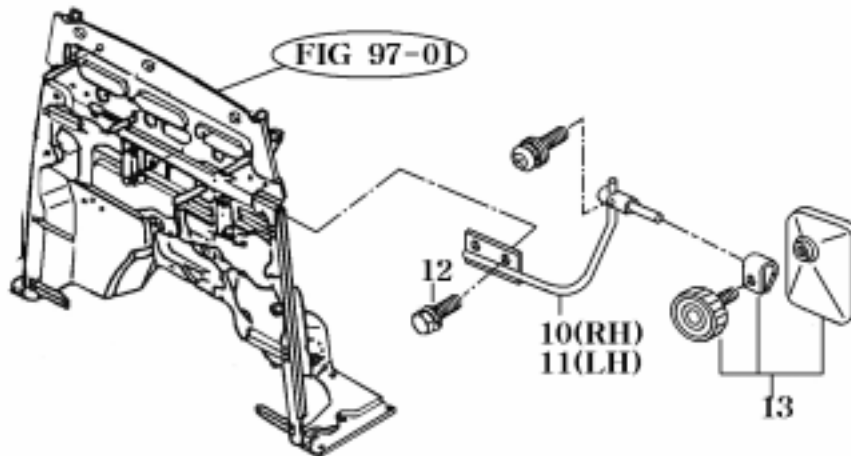
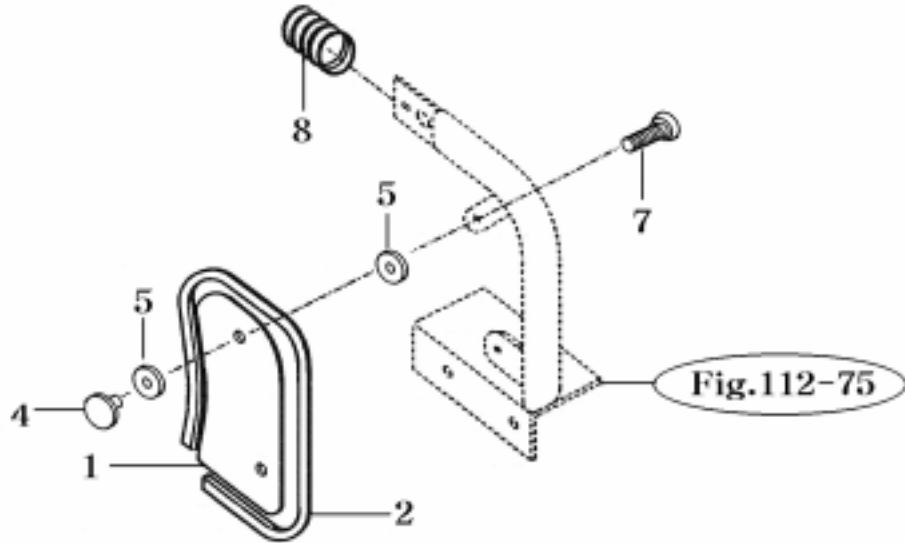
FIG 098

FRONT GLASS & MIRROR

P1

Month/Year

05 / 2004



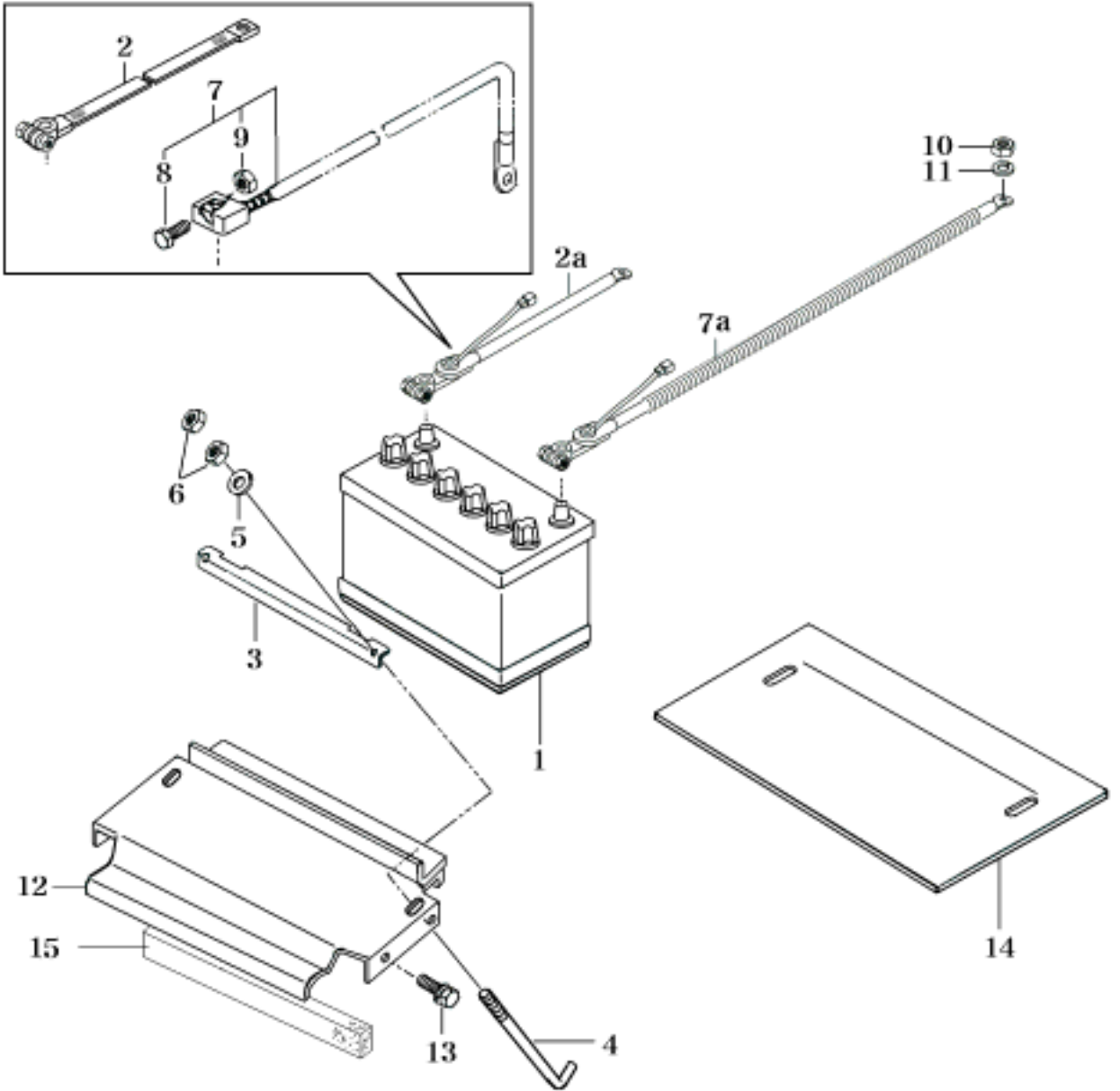
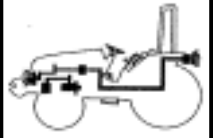
NOTE



# CHASSIS

## 11 ELECTRICALS & HARNESS

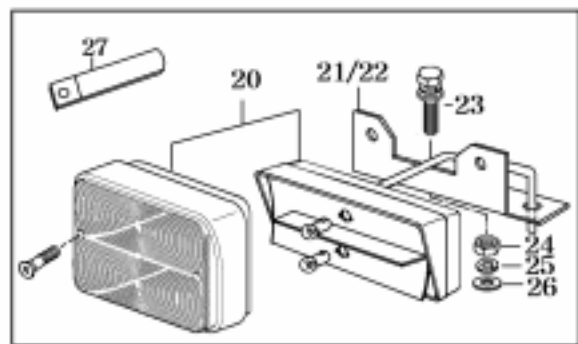
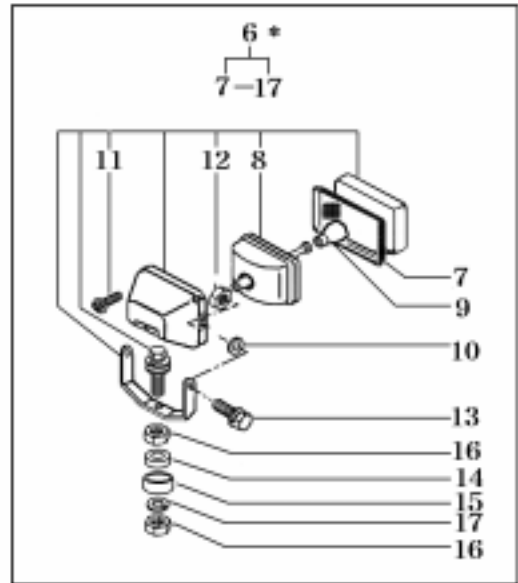
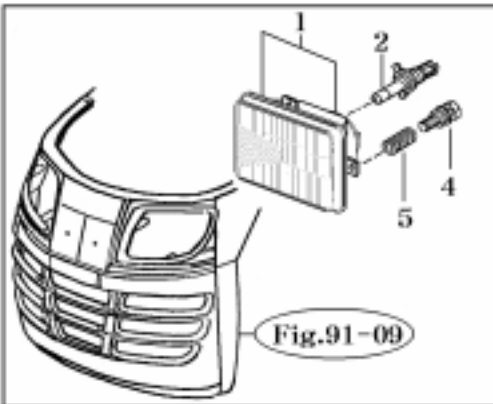
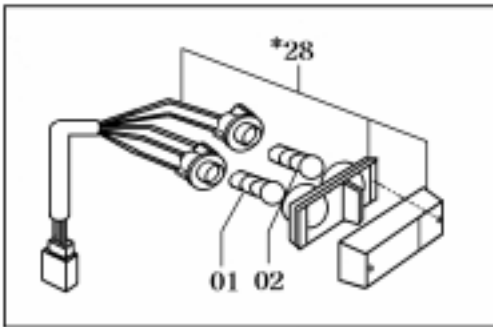
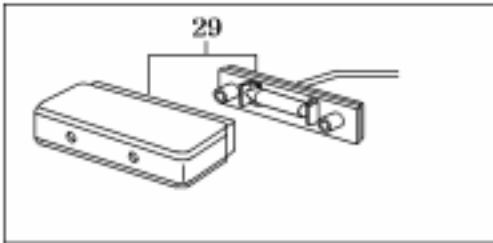
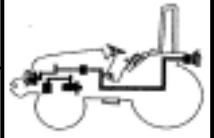
FIG 099 BATTERY & MOUNTING-----	310
FIG 100 LIGHT-----	312
FIG 100A LIGHT-----	314
FIG 101 INSTRUMENT PANEL-----	316
FIG 102 ELECTRIC SYSTEM-----	318
FIG 105 P.T.O CONTROL SWITCH-----	320
FIG 106 HARNESS (1)-----	322
FIG 108 HARNESS (2)-----	324



NOTE







• NOT SERVICED SEPARATELY  
(EXCEPT BULBS:9,23,24)



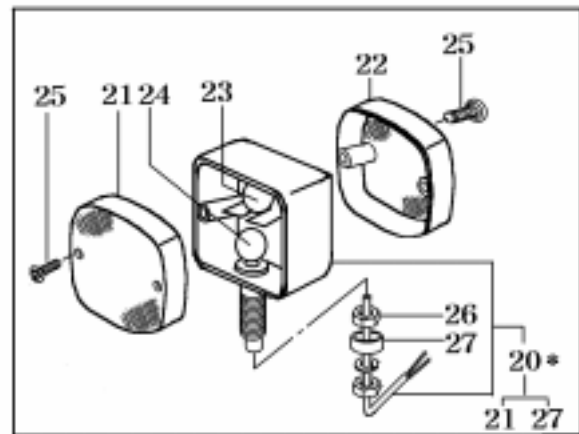
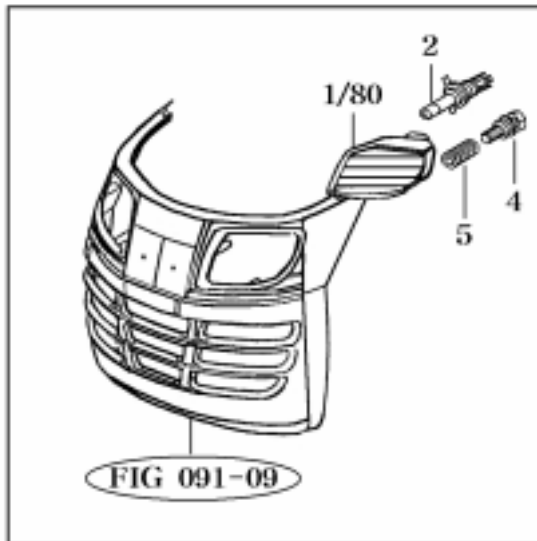
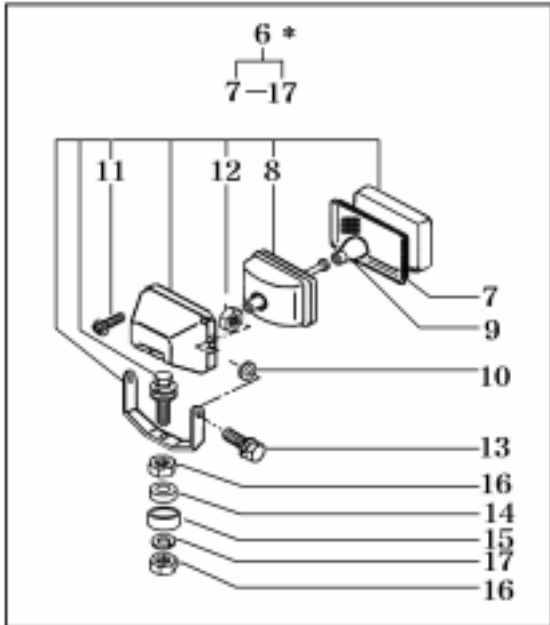
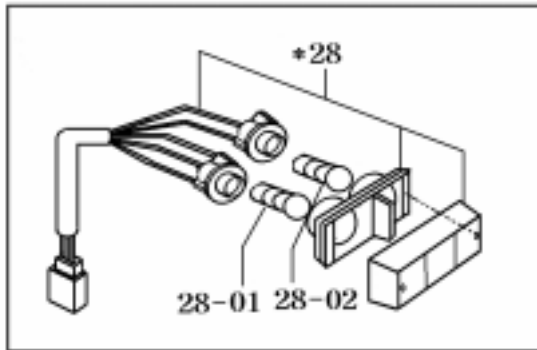
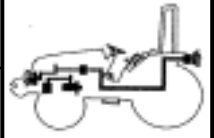
FIG 100A

# LIGHTS

P1

Month/Year

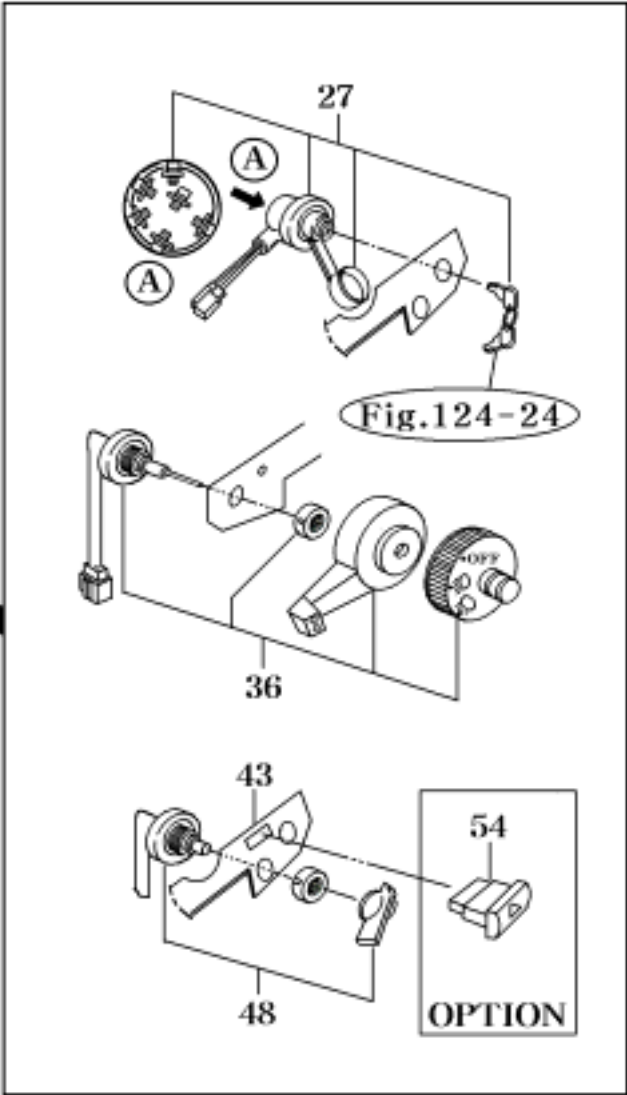
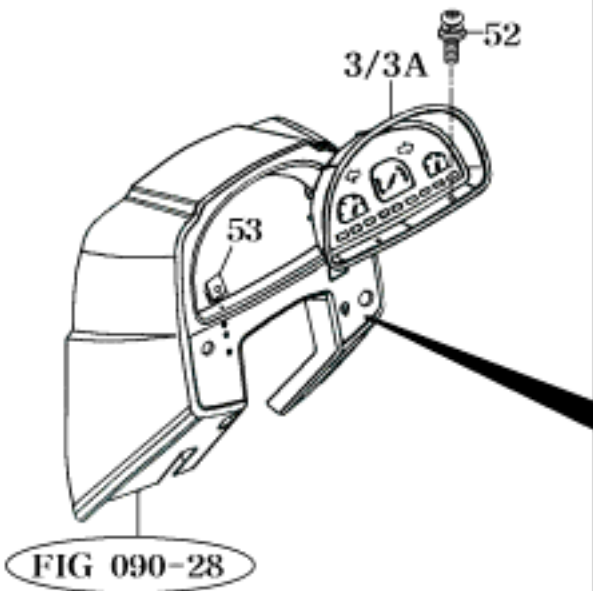
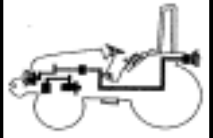
05 / 2004



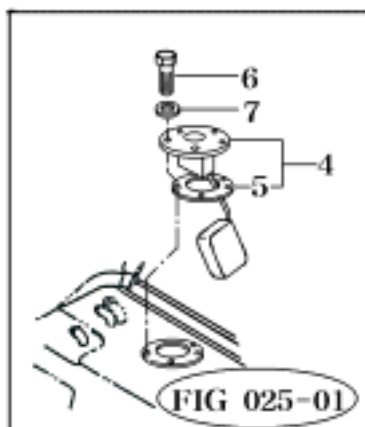
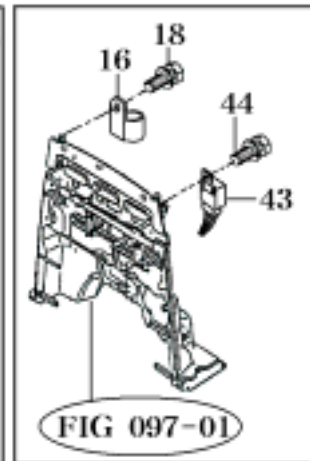
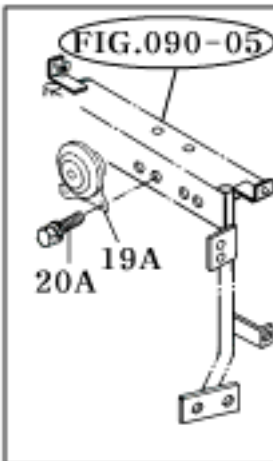
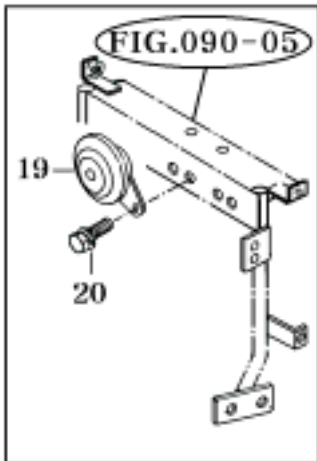
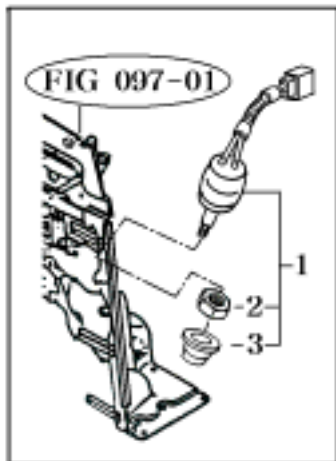
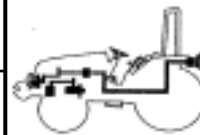
\* NOT SERVICED SEPARATELY  
(EXCEPT BULBS)

NOTE









SPARE 15A SPARE 15A

1. BATTERY
2. GLOW RELAY
3. KEY STOP/PTO
4. LIGHT/HORN
5. PANEL
6. TURN SIGNAL
7. HYD. WORK LIGHT
8. STOP/REVERSE LAMP

SPARE 10A SPARE 10A

12 13 14

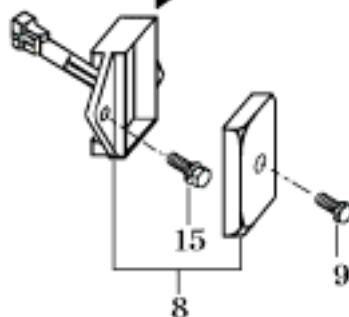
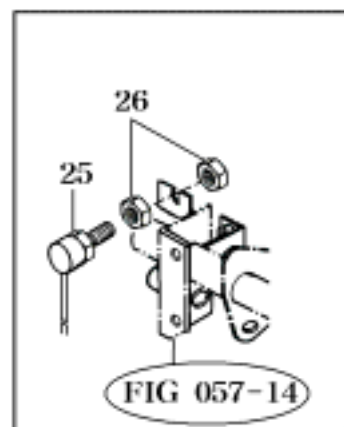






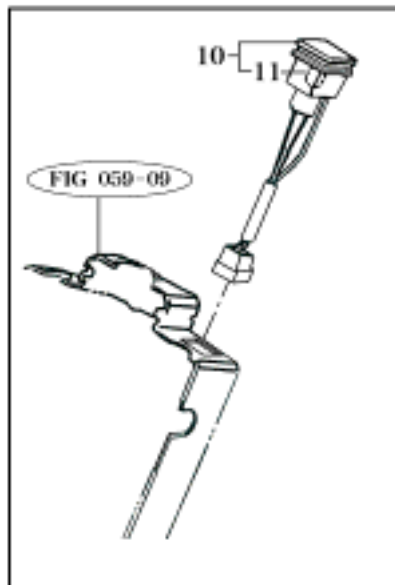
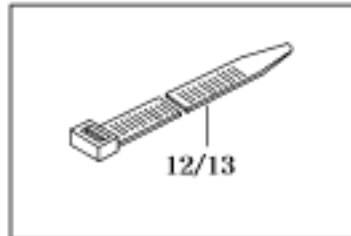
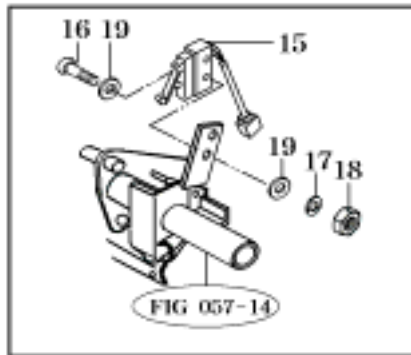
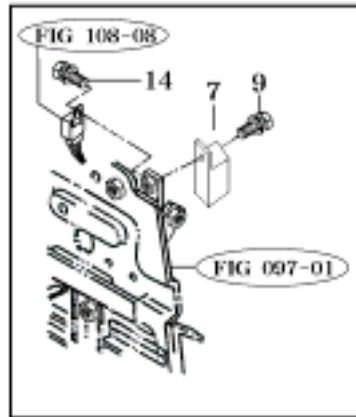
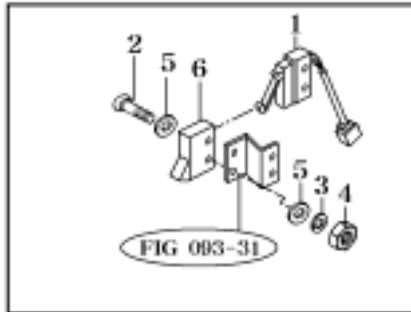
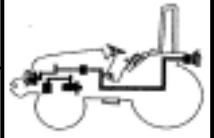
FIG 105

P.T.O CONTROL SWITCH

P1

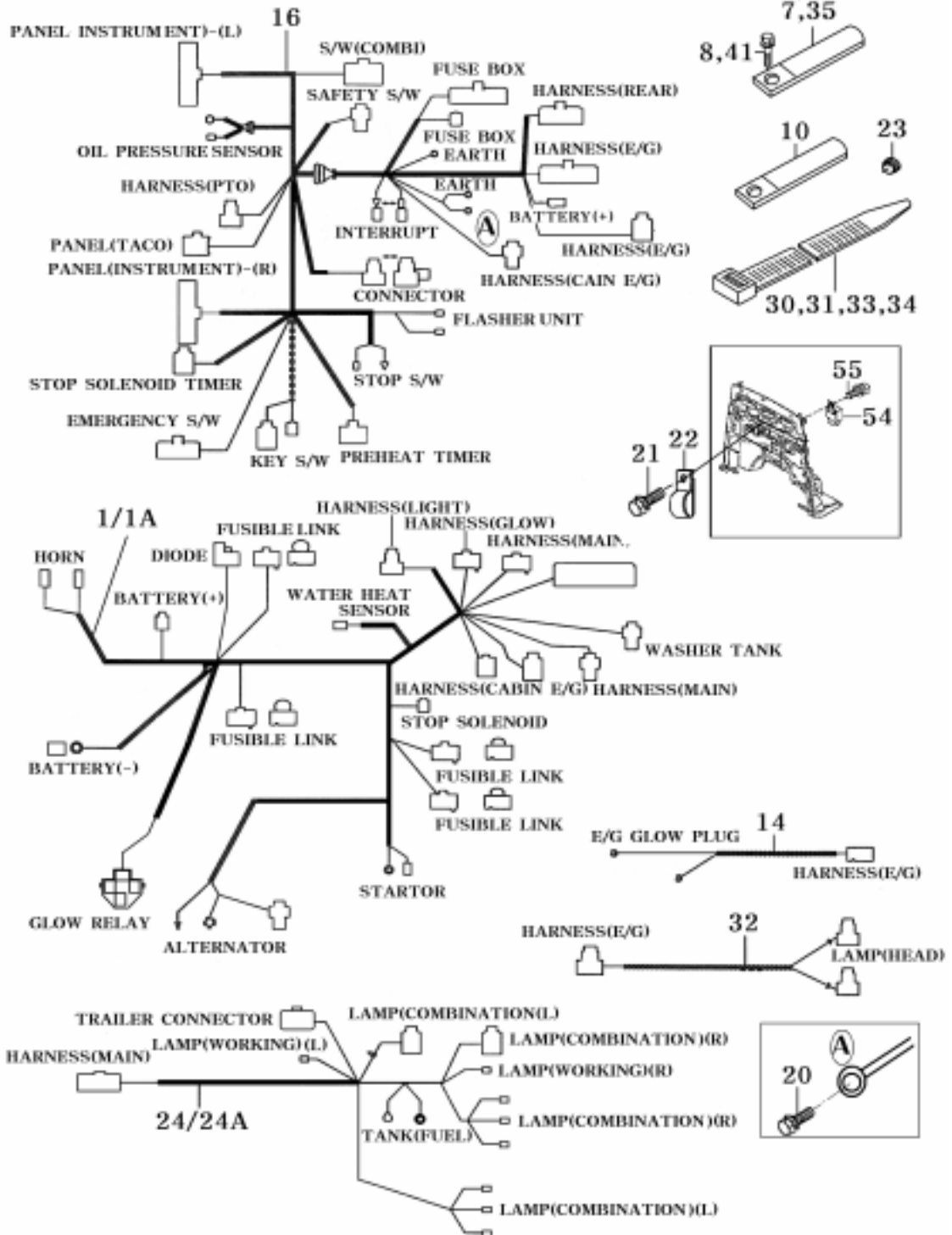
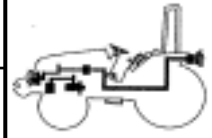
Month/Year

05 / 2004



NOTE





NOTE

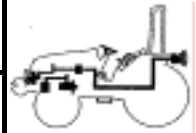
**FIG 106**

**HARNESS (1)**

P1

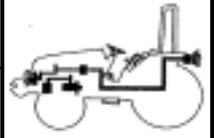
Month / Year

05 / 2004

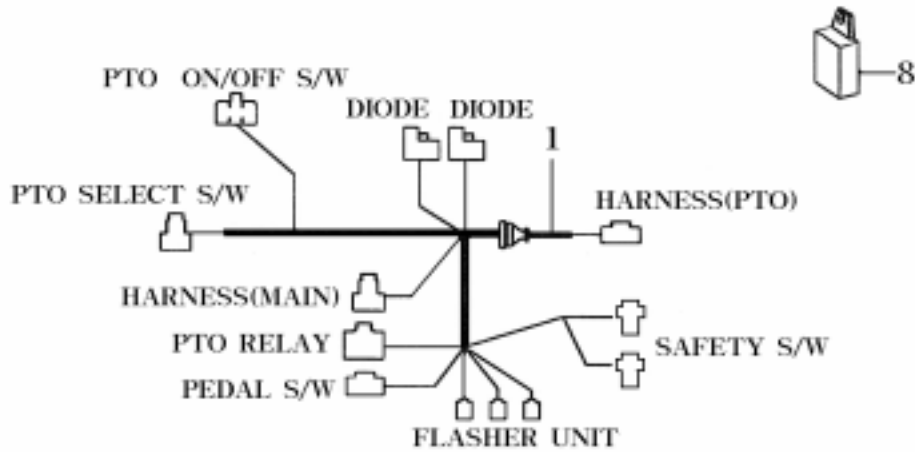


KEY NO	PART NO	PART NAME	SPEC	Q'TY		REPAIR	EFFECTIVE DATE	REMARKS
				T430	T450			
106 001	16506682003	HARNESS ASSY , ENGIN		1	1			TNF,AUZ
106 001A	12206682001	HARNESS ASSY , ENGIN		1	1			USM,USD,GBC,PTA
106 007	14256210040	CLAMP , HARNESS		5	5			
106 008	V2173608016	BOLT , HEX/S	M8X16	2	2			
106 010	37371720090	CLAMP , W/HARNESS		1	1			
106 014	15236682031	HARNESS , GLOW		1	1			
106 016	12206683000	HARNESS ASSY , MAIN		1	1		~2004.04.18	
106 016	12206683002	HARNESS ASSY , MAIN		1	1		2004.04.19-	
106 020	V2183608016	BOLT , HEX/SP	M8X16	4	4			
106 021	14441010161	CLAMP , RADIATOR HOSE		3	3			
106 022	V2183608016	BOLT , HEX/SP	M8X16	2	2			
106 023	14046210300	GROMMET		2	2			
106 024	12756683600	HARNESS ASSY , RR		1	1			GBC,PTA
106 024A	16506683601	HARNESS ASSY , RR		1	1			USM,USD,AUZ,TNF
106 030	13764020030	BAND , 140		2	2			
106 031	15606660040	BAND		2	2			
106 032	16506684100	HARNESS , LIGHT		1	1			
106 033	13424020060	BAND , 250		12	12			
106 034	13424020060	BAND , 250		4	4			
106 041	V2183608030	BOLT , HEX/SP	M8X30	1	1			
106 054	16626692100	TIMER , GLOW		1	1			
106 055	V2173608016	BOLT , HEX/S	M8X16	1	1			

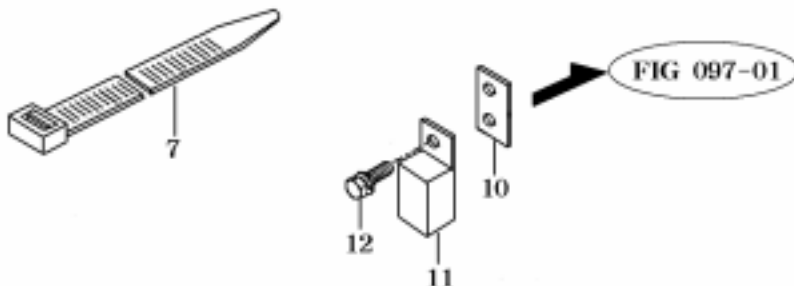
NOTE



PTO HARNESS FROM PTO TO SWITCH POSITION(ON TOOL LEVER)



PTO HARNESS FOR SWITCH(ON CLUTCH PEDAL)



NOTE



# CHASSIS

## 12 WEIGHT, LABEL & TOOLS

FIG 124 TOOL & ACCESSORY	-----	330
FIG 157 WEIGHT	-----	332
FIG 158 LABEL	-----	334
FIG 158 LABEL	-----	336



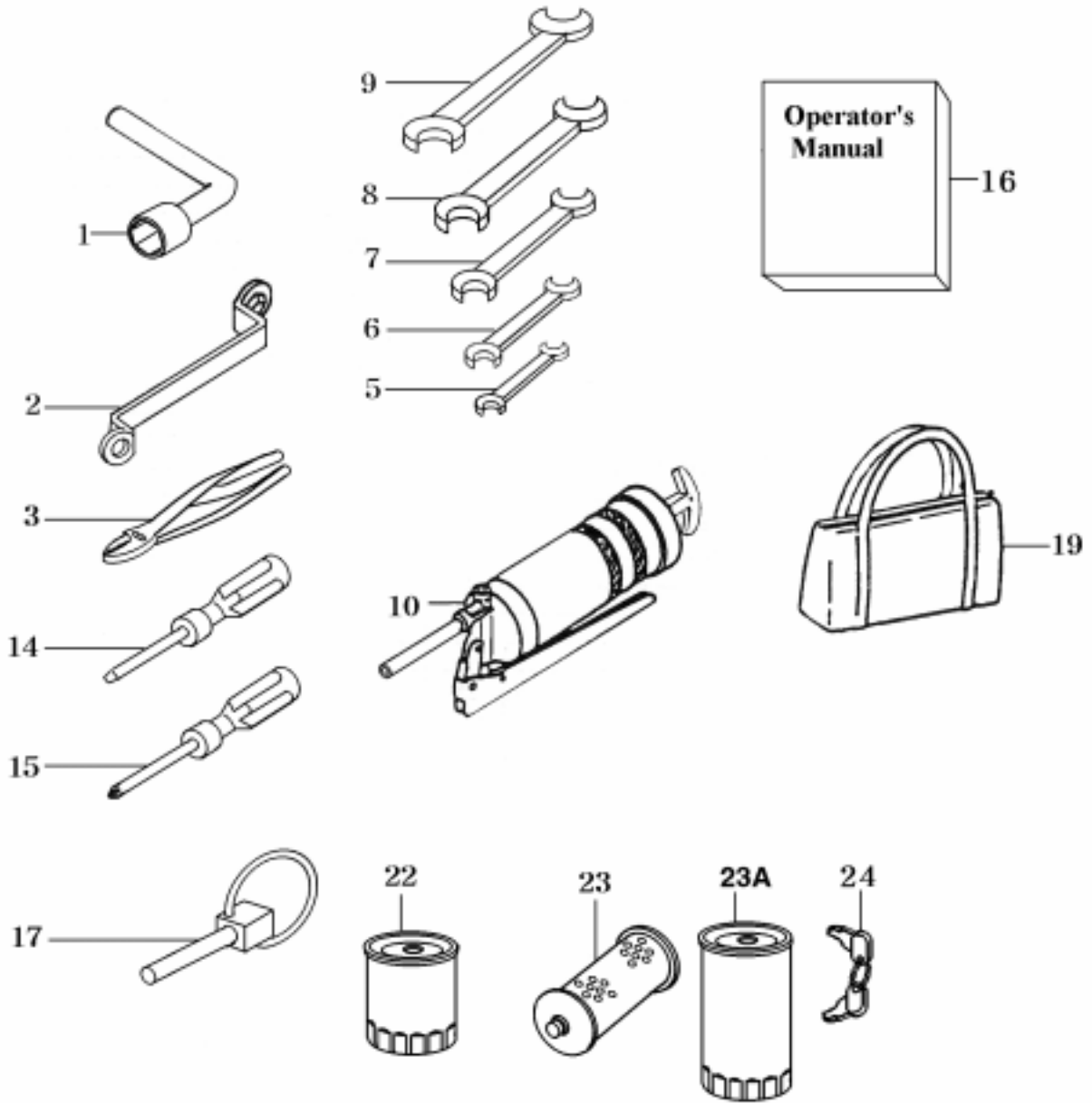
FIG 124

TOOL & ACCESSORY

P1

Month/Year

05 / 2004



NOTE



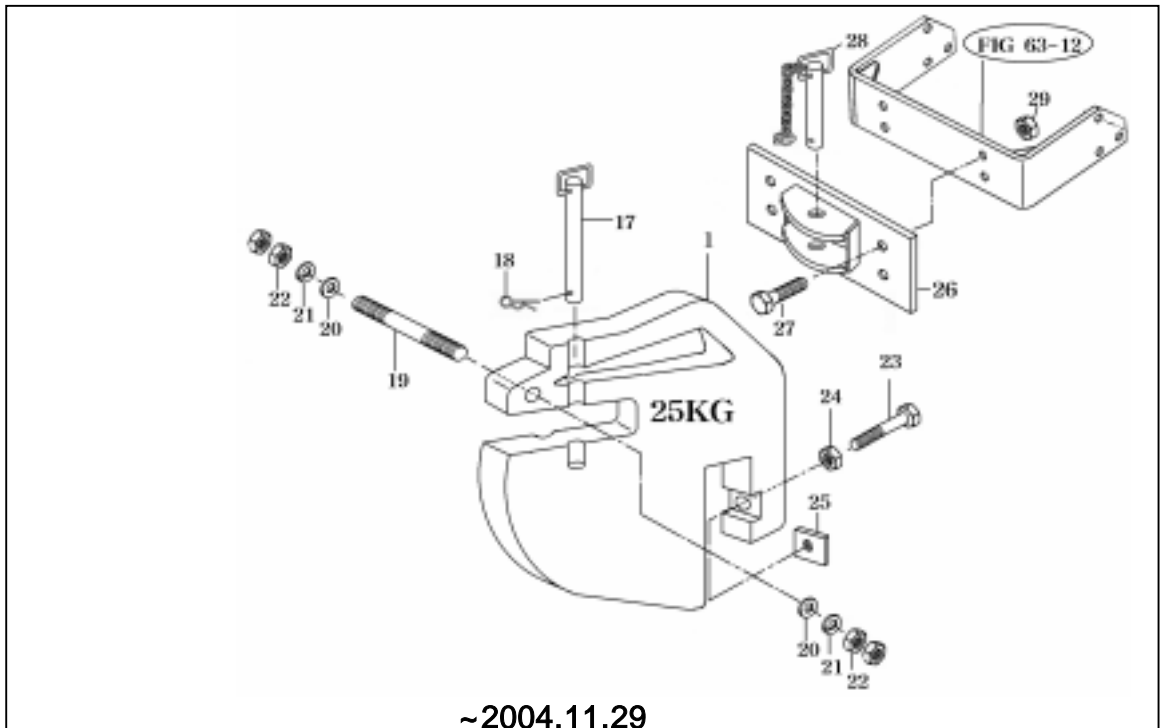
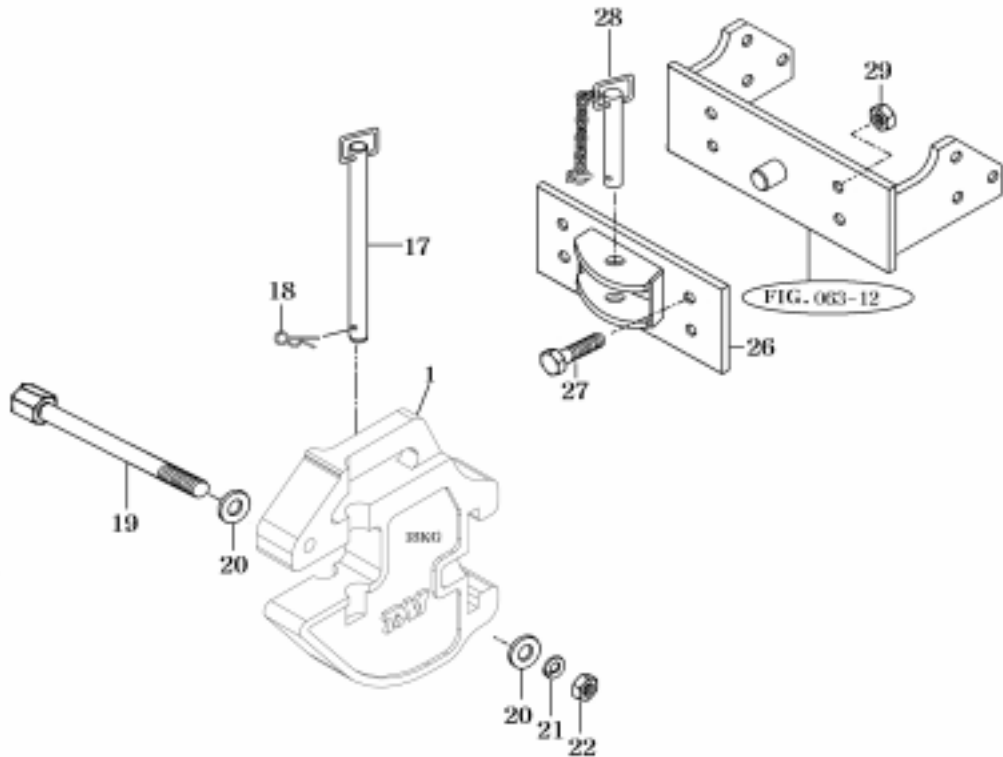
FIG 157

WEIGHT

P1

Month/Year

05 / 2004



~2004.11.29

NOTE

# FIG 157

# WEIGHT

P1

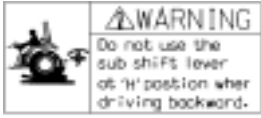
Month / Year

05 / 2004



KEY NO	PART NO	PART NAME	SPEC	Q'TY		REPAIR	EFFECTIVE DATE	REMARKS
				T430	T450			
157 001	16009400011DG	WEIGHT , 25KG		6	6		~2004.11.29	Option
157 001	16209400071DG	WEIGHT , 18KG		8	8		2004,11.30~	Option
157 017	16009402300	PIN COMP , TRACTION		1	1		~2004.11.29	Option
157 017	16204100150	PIN COMP , TRACTION		1	1		2004,11.30~	Option
157 018	S2169908420	PIN , SNAP/28		1	1			Option
157 019	16009400040	BOLT , WEIGHT FIXED		1	1		~2004.11.29	Option
157 019	17979291990	BOLT , WEIGHT FIXED		1	1		2004,11.30~	Option
157 020	V4111600140	WASHER , PLAIN	M14	2	2			Option
157 021	V4011600140	WASHER , SPRING	M14	2	2		~2004.11.29	Option
157 021	V4011600140	WASHER , SPRING	M14	1	1		2004,11.30~	Option
157 022	V3043600140	NUT , HEX/2	M14	4	4		~2004.11.29	Option
157 022	V3043600140	NUT , HEX/2	M14	1	1		2004,11.30~	Option
157 023	W2002612080	BOLT , HEX		6	6		~2004.11.29	Option
157 024	V3022600120	NUT , HEX/3	M12	6	6		~2004.11.29	Option
157 025	16609400020DG	STOPPER , 12		6	6		~2004.11.29	Option
157 026	13604073200DG	TOWING HOOK COMP		1	1			Option
157 027	V2023612045	BOLT , HEX FINE	M12X45	4	4			Option
157 028	13603063000	PIN ASSY		1	1			Option
157 029	V3043600120	NUT , HEX/2	M12	4	4			Option

NOTE



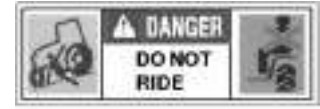
9



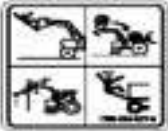
10



11



18



19



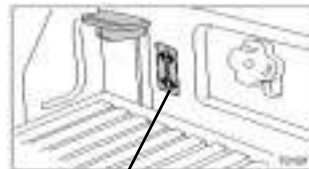
21



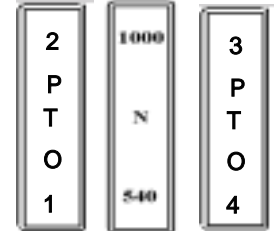
22



24



25



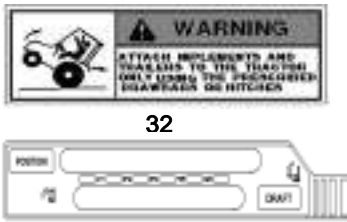
31

31A

33



27



32

28



29



30



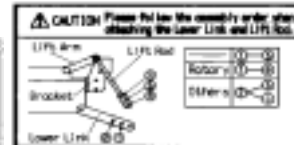
35

When preheating, lift the key to preheating position and release. Then preheating lamp is lighted and preheating. Do start after preheating lamp is turned off/normal is possible during preheating? After started should be enough warning up below 6000RPM

36

Start engine every 18 seconds. 8 sec start. Then check the fuel system. Preheating time about 5 second below -10°C. Always change the battery sufficiently. Do check out to touch the electric system by the preheating mode.

42



43

ROTARY

44




50



52



63



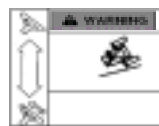
64

Maintenance of Fuel Filter 1. Lubricate the packing with oil for easy handling and then the Fuel Filter by One Hand or Two. 2. Check the leakage of the oil after starting the engine. 3. Check the water inside of the cartridge every 4000/500 hours. 4. Exchange Fuel filter every 500 hours or 18,000L.

68

1. Check the oil level. 2. Check the air pressure. 3. Check the water level. 4. Check the fuel level. 5. Check the battery level. 6. Check the tire pressure. 7. Check the PTO level. 8. Check the lift level. 9. Check the rear level. 10. Check the front level. 11. Check the side level. 12. Check the top level. 13. Check the bottom level. 14. Check the left level. 15. Check the right level. 16. Check the front-left level. 17. Check the front-right level. 18. Check the rear-left level. 19. Check the rear-right level. 20. Check the top-left level. 21. Check the top-right level. 22. Check the bottom-left level. 23. Check the bottom-right level. 24. Check the front-bottom level. 25. Check the rear-bottom level. 26. Check the top-bottom level. 27. Check the bottom-top level. 28. Check the front-top level. 29. Check the rear-top level. 30. Check the top-front level. 31. Check the bottom-back level. 32. Check the front-back level. 33. Check the rear-back level. 34. Check the top-back level. 35. Check the bottom-front level. 36. Check the front-front level. 37. Check the rear-front level. 38. Check the top-front level. 39. Check the bottom-rear level. 40. Check the front-rear level. 41. Check the rear-rear level. 42. Check the top-rear level. 43. Check the bottom-front level. 44. Check the front-front level. 45. Check the rear-front level. 46. Check the top-front level. 47. Check the bottom-rear level. 48. Check the front-rear level. 49. Check the rear-rear level. 50. Check the top-rear level.

69



71



73



78

Table with 2 columns: ITEM, VALUE. Includes specifications for the tractor.


79

This ROPS was tested in accordance with ISO 6022 Standard Code 7 for use on the first loading Tong Yang tractor model 1 T300-TRC with a maximum weight limit of 950 kg. Manufacturer by IAN SANG, KOREA.

79A

Table with 2 columns: ITEM, VALUE. Includes specifications for the tractor.

80/80A



81



82

# FIG 158

# LABEL

P1

Month / Year

05 / 2004



KEY NO	PART NO	PART NAME	SPEC	Q'TY		REPAIR	EFFECTIVE DATE	REMARKS
				T430	T450			
158 009	12009100010	LABEL , WARNING SUB		1	1			
158 010	12009100030	LABEL , WARNING		1	1			
158 011	15649020030	LABEL , 4WD		1	1			
158 018	12009100160	LABEL , DANGER RIDIN		1	1			
158 019	17689100170	LABEL , CAUTION SAFETY		1	1			
158 021	12009100190	LABEL , WARNING BELT		1	1			
158 022	12009100210	LABEL , WARNING THRO		1	1			
158 024	16509030050	LABEL , CONTROL THRO		1	1			
158 025	17689200050	LABEL , DIFF		1	1			
158 027	16509030040	LABEL , CONTROL PTO		1	1			
158 028	12109040030	LABEL , CONTROL		1	1			
158 029	12009100050	LABEL , WARNING FIR		1	1			
158 030	12009100060	LABEL , WARNING DIFF		1	1			
158 031	15649040022	LABEL , PTO 1-2		1	1			GBC,USD,TNF,AUZ,PTA
158 031A	12609040021	MARK , PTO			1			USM
158 032	12009100140	LABEL , WARNING DRAW		1	1			
158 033	15649040032	LABEL , PTO 3-4		1	1			GBC,USD,TNF,AUZ,PTA
158 035	12009100020	LABEL , WARNING PARKING		1	1			
158 036	12209040150	LABEL , CAUTION START		1	1			
158 042	12109040060	LABEL , CAUTION GLOW		1	1			
158 043	12209040020	LABEL , CAUTION 3P		1	1			
158 044	12209040030	LABEL , ROTARY		4	4			
158 050	12009100040	LABEL , WARNING STOP		1	1			
158 052	12009100070	LABEL , WARNING BRAKE		1	1			
158 063	12109040250	LABEL , CAUTION SPANER		1	1			
158 064	16329040020	LABEL , CAUTION		3	3			
158 068	12009040231	LABEL , FUEL FILTER		1	1			
158 069	16329040240	LABEL , OIL FILTER		1	1			
158 071	12009100080	LABEL , WARNING TILT		1	1			
158 073	12009100240	LABEL , CAUTION MUFF		1	1			
158 078	12105300041	LABEL , HYDRAULIC		1	1			
158 079	12759045041	LABEL , ROPS		1	1			GBC,PTA
158 079A	12209045041	LABEL . ROPS		1	1			TNF,AUZ,USM
158 080	13609040221	LABEL , MODEL		1	1			GBC,PTA
158 080A	T0019010020	LABEL , MODEL		1	1			USM,USD,AUZ,TNF
158 081	12509010031	LABEL , SPEED		1	1			
158 082	19629040050	LABEL , OIL		1	1			
158 083	12709010040	LABEL . LH SIDE	TONG YANG	1	1		~2004.06.07	GBC,TNF
158 083	12709010041	LABEL . LH SIDE	TYM	1	1		2004.06.08-	GBC,TNF
158 083A	19639010040	LABEL , LH SIDE	TYM		1			USM,AUZ,PTA
158 083B	12509010042	LABEL , LH SIDE	SCORPION		1			USD
158 084	12709010050	LABEL . RH SIDE	TONG YANG	1	1		~2004.06.07	GBC,TNF
158 084	12709010051	LABEL . RH SIDE	TYM	1	1		2004.06.08-	GBC,TNF
158 084A	19639010050	LABEL , RH SIDE	TYM		1			USM,AUZ,PTA
158 084B	12509010052	LABEL , RH SIDE	SCORPION		1			USD
158 085	12209045010	LABEL , ROPS DANGER		1	1			GBC,USM,AUZ,TNF,PTA
158 086	12209045020	LABEL , ROPS WARNING		1	1			GBC,USM,AUZ,TNF,PTA
158 087	12609040620	LABEL , STARTING WARNING		1	1			

NOTE



**⚠ DANGER**

This tractor may tip over unexpectedly and injure, then on operator is able to jump free

1. Never operate a tractor without a proper Roll Over Protection Structure (ROPS)
2. Always wear your seat belt when operating this tractor. Equipped with roll over protection
3. Never pull from above or from the rear axle
4. Do not operate the tractor on steep slopes or near drop offs
5. Avoid sharp high speed turns

**Serious injury or death may result from tractor tipping.**

85

**⚠ WARNING**

**IT IS DANGEROUS TO REMOVE THE RADIATOR CAP WHILE THE SYSTEM IS HOT**

88

**⚠ WARNING**

- Pull only from driver. Pulling from any other point can cause rear creature.
- Do not operate with unchained PTO.
- Disengage PTO and stop engine before servicing tractor or implements or affecting and detaching implements.
- When towing equipment use a Safety chain.

**FAILURE TO FOLLOW ANY OF THE INSTRUCTIONS ABOVE CAN CAUSE SERIOUS INJURY TO THE OPERATOR OR OTHER PERSONS.**

90

Start engine only form operations seat. If safety start switch is bypassed engine can start with transmission in gear.

- Do not connect or short across terminal on starter solenoid.
- Attach booster cables as shown on battery decal and operators manual.

**Starting in gear causing runaway can result in serious injury.**

87

**⚠**

Operator's Manual

92

**⚠ CAUTION**

TO PROTECT ENGINE AND HYDRAULIC COMPONENTS:

- Stop engine for 1 minute before start down or full load operation.
- Do not exceed 1/2 throttle for first 30 seconds of operation.

89

**⚠ DANGER**

BLINDNESS CAN RESULT FROM BATTERY EXPLOSION

KEEP SPARKS OR OPEN FLAMES AWAY FROM BATTERY.

DO NOT JUMP START. BURNS CAN RESULT FROM BATTERY ACID IN CASE OF CONTACT. FLUSH IMMEDIATELY WITH WATER.

91

**⚠ WARNING**

Death or injury may result if this tractor overturns with the ROPS in the folded down position.

Operate this tractor with the ROPS folded down only when necessary.

**Do not wear seat belt if operated with ROPS folded down**

86



83/83A/83B,84/84A/84B

**⚠ DANGER**

IT IS DANGEROUS TO TOUCH WHILE THE SYSTEM IS HOT.

94

**⚠ WARNING**

FAILURE TO FOLLOW ANY OF THE INSTRUCTIONS ABOVE CAN CAUSE SERIOUS INJURY TO THE OPERATOR

95

**⚠ WARNING**

P.T.O. LEVER SHOULD BE IN OFF POSITION BEFORE STARTING ENGINE

96

**⚠ CAUTION WHEN CLEANING**

1. OIL FILTER MUST BE CHANGED EVERY 100 HOURS.
2. USE DISBURSED TRENCH FOR DISPOSABLE.
3. FOR AFTER-BAY OIL FILTERS APPLY OIL ON INSIDE OF PACKING TO SEAL PACK AND TIGHTEN FILTER 2/3 TURN BY HAND.
4. AFTER STARTER ENGINE, OIL LEAKAGE AND SPILLAGE OIL FREE SURFACE.

97

**⚠ CAUTION**

KEEP HANDS AND FEET AWAY FROM ROTATING PARTS TO PREVENT SERIOUS INJURY

98

**⚠ CAUTION**

KEEP HANDS AND CLOTHING AWAY FROM ROTATING PARTS TO PREVENT SERIOUS INJURY

98

**TYM**

0.67

99



100



101



102



103

REAR TYRE(8-16) PRESSURE

Air Pressure 22.75 p.s.i

106

REAR TYRE(13.6-24) PRESSURE

Air Pressure 22.75 p.s.i

107

TYNG YANG

S

TOWABLE MASS:6000KG

VERTICAL:500KG

108

**⚠ CAUTION**

DIESEL FUEL ONLY

109

**⚠**

DO NOT REST FOOT ON CLUTCH PEDAL. MAY RESULT IN DAMAGE TO CLUTCH ASSEMBLY

93

**⚠ WARNING**

This vehicle is fitted with a hydraulic steering system, fluid leakage lead to steering failure.

110

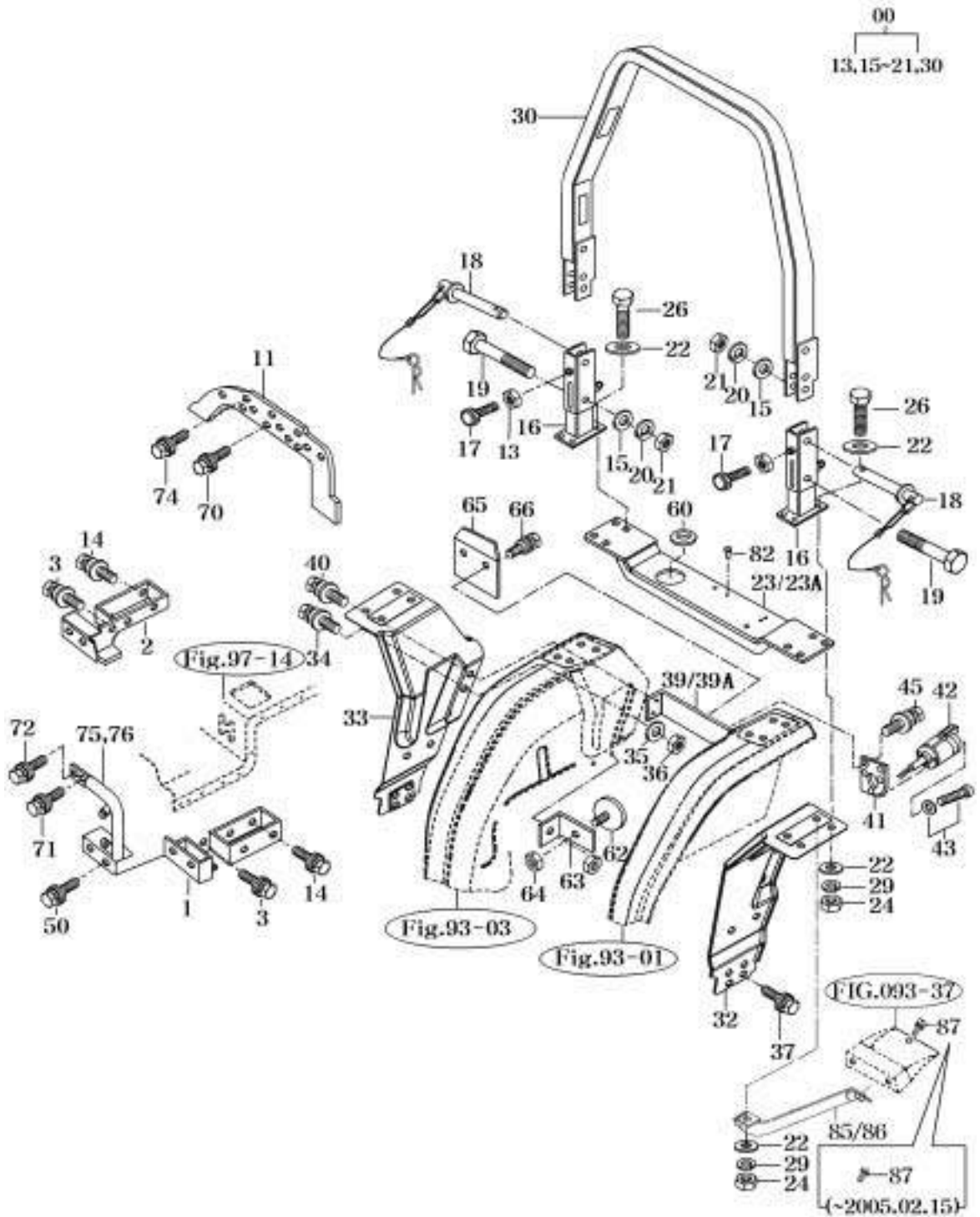




## CHASSIS

### 13 R.O.P.S

FIG 112 R.O.P.S-----342



NOTE

**FIG 112**

**R.O.P.S**

P1

Month / Year

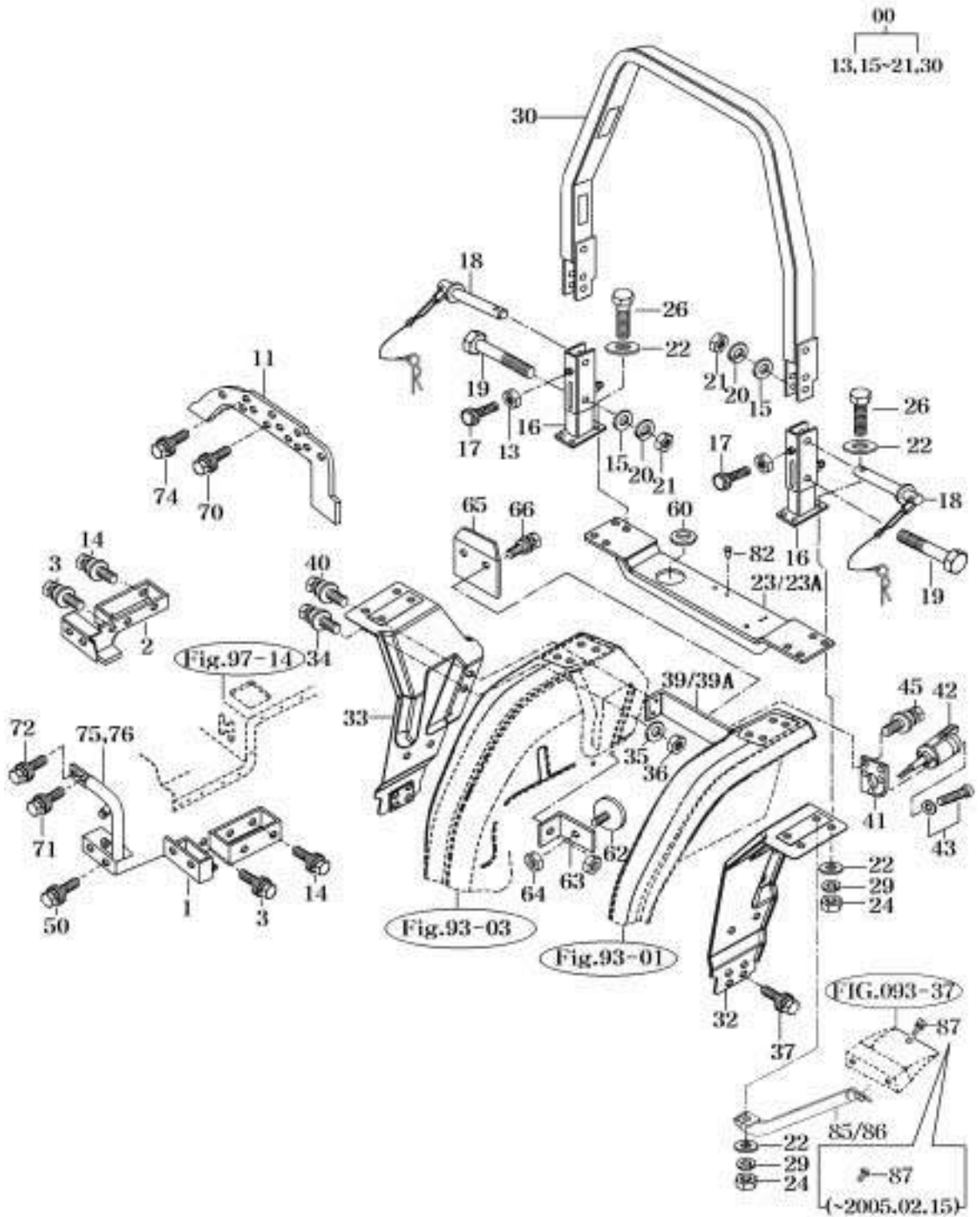
05 / 2004



T430NC/T450NC

KEY NO	PART NO	PART NAME	SPEC	Q'TY		REPAIR	EFFECTIVE DATE	REMARKS
				T430	T450			
112 000	16507027002	ROPS SUB . 2 POLES		1	1			GBC,AUZ,TNF,PTA
112 001	16507015000DR	FRAME COMP , LH FR		1	1			
112 002	16507015100DR	FRAME COMP , FR RH		1	1			
112 003	V2183610025	BOLT , HEX/SP	M10X25	4	4			
112 011	16507016010DR	PLATE , FRONT		1	1			
112 013	V3043600080	NUT , HEX/2	M8	2	2			GBC,AUZ,TNF,PTA
112 014	V2183608020	BOLT , HEX/SP	M8X20	6	6			
112 015	V4111600140	WASHER , PLAIN	M14	2	2			GBC,AUZ,TNF,PTA
112 016	16507027402DG	PIPE ASSY , LOW		2	2			GBC,AUZ,TNF,PTA
112 016	16507027403DG	PIPE ASSY , LOW		2	2			GBC,AUZ,TNF,PTA
112 017	15186070020	BOLT , KNOB M8X31		2	2			GBC,AUZ,TNF,PTA
112 018	16507027500	PIN COMP , FIXED		2	2			GBC,AUZ,TNF,PTA
112 019	16507027801	BOLT , SET		2	2			GBC,AUZ,TNF,PTA
112 020	V4011600140	WASHER , SPRING	M14	2	2			GBC,AUZ,TNF,PTA
112 021	V3043600140	NUT , HEX/2	M14	2	2			GBC,AUZ,TNF,PTA
112 022	V4111600120	WASHER , PLAIN	M12	16	16			
112 023	12707026100DR	FRAME COMP , RR		1	1			GBC,PTA
112 023A	12107026100DR	FRAME COMP , RR		1	1			USM,USD,AUZ,TNF
112 024	V3043600120	NUT , HEX/2	M12	8	8			
112 026	16734612050	BOLT , HEX		8	8			
112 029	V4011600120	WASHER , SPRING	M12	16	16			
112 030	16507027303DG	PIPE COMP , UP		1	1			GBC,AUZ,TNF,PTA
112 032	16507035001DR	FENDER COMP , LH SUB		1	1			
112 033	16507035101DR	FENDER ASSY , RH SUB		1	1			
112 034	V2183610025	BOLT , HEX/SP	M10X25	1	1			
112 035	V4111600100	WASHER , PLAIN	M10	1	1			
112 036	V3043600100	NUT , HEX/2	M10	1	1			
112 037	V2183610030	BOLT , HEX/SP	M10X30	6	6			
112 039	12757035400DR	BRACKET COMP , RR		1	1			GBC,PTA
112 039A	13307035400DR	BRACKET COMP , REAR		1	1			USM,USD,AUZ,TNF
112 040	V2183608030	BOLT , HEX/SP	M8X30	4	4			
112 041	16507027100DR	PLATE , TRAILER		1	1			
112 042	16997028201	SOCKET ASSY , TRAILER		1	1			
112 043	V1112605030	SCREW , C/R PAN	M5X35	3	3			
112 045	V2183608016	BOLT , HEX/SP	M8X16	2	2			
112 050	V2183610025	BOLT , HEX/SP	M10X25	4	4			
112 060	36143110010	RUBBER , TANK		1	1			
112 062	13606571000	REAR REFLECTOR		2	2			GBC,PTA
112 063	13606630010DG	PLATE		2	2			GBC,PTA
112 064	V3002600050	NUT , HEX/1	M5	2	2			GBC,PTA
112 065	13607010010DG	NUMBER PLATE		1	1			GBC,PTA
112 066	V2183608040	BOLT , HEX/SP	M8X40	2	2			GBC,PTA
112 070	V2183608016	BOLT , HEX/SP	M8X16	4	4			
112 071	V2183608016	BOLT , HEX/SP	M8X16	2	2			
112 072	V2323606016	BOLT , C/R HEX/SP	M6X16	2	2			
112 074	V2323606016	BOLT , C/R HEX/SP	M6X16	5	5			
112 075	16507025100DR	FRAME , LH FR UPR		1	1			
112 076	16507025200DR	FRAME , RH FR UPR		1	1			

**NOTE** \* ROPS



NOTE



# CHASSIS

## 14 NUMERICAL INDEX

ENGINE(V2203B)-----	347
ENGINE(V2203-M)-----	351
CHASSIS-----	354

# ENGINE

# V2203-M

KEY NO		PART NO
301	040	01023-50616
015	040	01023-50618
501	090	01023-50618
004	270	01023-50620
200	150	01023-50620
202	120	01023-50620
205	130	01023-50620
501	100	01023-50620
008	030	01023-60650
204	100	01025-50630
101	090	01123-50818
101	160	01123-50818
500	090	01123-50822
601	040	01123-50822
602	080	01123-50822
100	070	01123-50825
100	080	01123-50828
501	070	01123-50828
004	100	01123-50835
004	160	01123-50835
500	190	01123-50835
105	200	01123-50865
004	170	01123-50870
002	080	01123-60814
105	150	01123-60814
003	020	01123-60816
002	030	01133-51028
600	160	01153-50812
202	050	01311-10820
501	080	01518-50822
504	160	01754-50612
204	060	01754-50618
500	060	01754-50660
500	070	01754-50665
202	040	01754-50820
204	090	01754-50830
600	110	01754-50855
004	310	02056-50060
501	120	02056-50060
003	040	02156-50080
500	120	02156-50080
501	150	02156-50080
200	170	02751-50060
205	150	02751-50060
202	070	02751-50080
206	180	02761-50040
201	050	02761-50060
005	090	03024-50510
206	150	03024-50520
003	060	04012-50080

KEY NO		PART NO
500	210	04013-60080
600	140	04013-60080
004	320	04512-60060
204	080	04512-60060
501	130	04512-60060
003	050	04512-60080
500	130	04512-60080
501	140	04512-60080
600	150	04512-60080
200	060	04724-00140
102	160	04811-10300
200	050	04814-00060
201	030	04814-06310
004	040	04817-00150
004	090	04817-00150
004	130	04817-00150
002	090	04817-00160
004	050	04817-00220
004	060	04817-00360
005	130	04817-50300
001	090	05012-00408
001	100	05012-00609
001	110	05012-00612
004	070	05012-00612
001	120	05012-01018
200	120	05411-00420
205	100	05411-00420
600	120	05411-00528
008	050	05712-00410
105	050	05712-00525
101	070	05712-00720
402	020	05712-00720
102	130	05712-00728
101	050	07715-00401
102	100	07715-00401
105	120	07715-00403
105	100	07715-03205
004	240	07715-03213
105	030	08153-06205
005	020	09318-88180
500	160	09318-88180
500	150	09318-88200
206	040	10244-4232-0
504	260	12207120010
504	010	13006442501
202	100	14301-4275-0
202	080	14311-6050-4
202	090	14681-4201-0
102	030	14901-2131-0
206	030	14971-4275-0

KEY NO		PART NO
404	030	15001010050
404	020	15001011023M
404	160	15001106804
404	130	15001480010DG
504	040	15006640101
504	220	15006970101
600	190	15021-1424-0
001	150	15021-3366-0
500	020	15109-3363-0
500	030	15109-3366-0
003	010	15221-0175-0
003	080	15221-0337-0
001	070	15221-0338-0
001	080	15221-0339-0
003	090	15221-0349-0
600	060	15221-1315-3
600	030	15221-1324-0
600	070	15221-1328-0
600	040	15221-1333-0
600	050	15221-1398-0
600	100	15221-1431-0
600	090	15221-1435-0
600	130	15221-1443-0
101	080	15221-1627-0
105	140	15221-1632-0
102	170	15221-2336-0
001	130	15221-3365-0
008	060	15221-3568-2
105	080	15221-5547-0
105	110	15221-5574-0
204	070	15221-6641-0
004	300	15221-8821-0
200	160	15221-8821-0
201	040	15221-8821-0
205	140	15221-8821-0
501	110	15221-8821-0
003	030	15221-9153-0
202	060	15221-9153-0
500	100	15221-9153-0
602	030	15221-9153-0
004	280	15223-8334-0
004	220	15241-3695-0
206	050	15241-6758-0
003	100	15261-9601-0
808	010	15321-2516-3
404	050	15321251630
500	170	15321-7326-0
001	160	15321-7334-0
202	010	15401-9569-0
202	140	15401-9665-0

KEY NO		PART NO
002	070	15411-3211-0
101	140	15451-9540-0
001	140	15469-3361-0
102	140	15471-2331-2
008	010	15471-3501-2
202	130	15471-5132-0
200	110	15471-5798-0
205	090	15471-5798-0
105	190	15471-9536-0
600	180	15521-1423-0
102	070	15521-2214-2
004	230	15521-3693-0
004	250	15521-7332-0
501	020	15521-7355-0
001	030	15521-9602-0
001	040	15521-9603-0
100	190	15601-0456-0
101	010	15601-1555-0
205	020	15601-9201-2
205	030	15601-9665-0
105	070	15611-5545-0
105	090	15611-5569-0
600	170	15621-1403-0
002	020	15815-0162-0
205	040	15841-1462-0
406	020	15841-3901-0
206	070	15841-5362-2
206	130	15841-5385-0
206	140	15841-5386-0
005	120	15852-3314-0
500	180	16221-7327-0
004	020	16241-9602-0
001	060	16271-9616-0
006	010	16414-3243-0
007	030	16414-3364-0
105	040	16415-5115-0
102	010	16423-2191-2
015	010	16427-3314-0
002	050	16427-3375-0
602	040	16429-9201-0
206	010	16454-4250-2
206	060	16454-5361-0
206	190	16454-5390-0
600	010	16484-1311-0
600	020	16484-1312-0
504	150	16501000060M
404	010	16501009500
404	180	16501013000
501	040	16661-7305-0
404	540	16733412040

KEY NO		PART NO
105	170	17183-1621-0
102	050	17311-2201-0
102	080	17311-2231-0
003	120	17321-1356-0
003	110	17321-1358-0
102	060	17331-2198-0
102	080	17331-2297-0
102	080	17331-2298-0
101	110	17331-2498-0
004	110	17331-3288-0
004	125	17331-3290-0
004	120	17331-3291-0
206	020	17331-4250-0
005	060	17331-7334-2
601	020	17331-7334-2
501	015	17331-7341-0
002	010	17341-0161-0
501	160	17351-7425-0
602	010	17355-1231-2
602	060	17355-9285-2
504	250	17365-7425-0
004	180	17367-9101-0
004	190	17367-9102-0
002	040	17377-9101-0
001	050	17391-9616-0
007	020	17456-3642-0
301	010	17539-5203-0
003	130	19013-0345-0
101	020	19013-1511-0
105	010	19077-1602-0
105	020	19077-1617-0
202	030	19077-5209-2
202	030	19077-5211-3
202	030	19077-5212-3
206	080	19077-5365-0
206	090	19077-5371-4
206	100	19077-5372-3
206	110	19077-5373-3
206	120	19077-5374-3
206	160	19077-6551-0
504	140	19077-7411-0
105	130	19077-9730-0
102	190	19202-0414-0
102	150	19202-2325-0
102	110	19202-2328-0
008	040	19202-3566-0
004	140	19202-9683-0
105	180	19222-1619-0
501	170	19223-2565-2
301	020	19844-5204-0

KEY NO		PART NO
204	110	1A001-5641-0
004	150	1A021-0413-0
101	150	1A021-2425-0
101	130	1A021-2437-0
004	210	1A021-3229-0
004	080	1A021-3261-0
015	020	1A021-3311-0
008	020	1A021-3515-0
015	030	1A021-5166-0
205	010	1A021-5435-0
205	070	1A021-5602-0
204	030	1A021-5613-3
204	120	1A021-5642-0
201	010	1A021-5660-2
200	140	1A021-5721-0
205	120	1A021-5721-0
200	080	1A021-5770-0
200	090	1A021-5771-0
200	100	1A021-5772-0
200	130	1A021-5792-0
205	110	1A021-5792-0
201	020	1A021-6001-3
500	040	1A021-7291-4
500	080	1A021-7292-0
500	200	1A021-7301-2
501	010	1A021-7303-0
004	260	1A021-7333-0
500	140	1A021-7334-0
501	060	1A021-7343-0
501	030	1A021-7351-0
501	050	1A021-7352-0
004	200	1A021-9101-0
500	110	1A021-9102-0
004	030	1A021-9602-0
500	050	1A021-9602-0
004	010	1A033-0402-2
500	010	1A033-7270-4
100	010	1A041-0709-3
105	160	1A051-1622-0
202	110	1A053-5748-2
102	120	1A081-2411-0
100	040	1A091-0436-2
100	020	1A091-0454-0
100	110	1A091-0454-0
100	140	1A091-0454-0
100	170	1A091-0454-0
100	060	1A091-0482-0
100	100	1A091-0704-3
100	130	1A091-0705-3
100	160	1A091-0706-3





# CHASSIS

KEY NO	PART NO
158 068	12009040231
158 009	12009100010
158 035	12009100020
158 010	12009100030
158 050	12009100040
158 029	12009100050
158 030	12009100060
158 052	12009100070
158 071	12009100080
158 098	12009100120
158 094	12009100130
158 032	12009100140
158 088	12009100150
158 018	12009100160
158 021	12009100190
158 022	12009100210
158 092	12009100230
158 073	12009100240
158 109	12009410161
025 012	12101112200DR
025 013	12101112300DR
051 024	12102700020
051 005	12102730020
052 001	12102750010
052B 026	12102750200
052B 019	12102752301
053 006	12102850200
158 078	12105300041
096 025	12106260010
096 012	12106265000DG
096 013	12106265100DG
096 014	12106265400DG
096 015	12106265500DG
112 023A	12107026100DR
158 028	12109040030
158 042	12109040060
158 063	12109040250
057 032A	12201013101
024 001A	12201055200
027 038A	12201166100DG
027 039A	12201166400DG
027 042A	12201166500
090 030A	12206012000DG
090 062A	12206014300
023 045A	12206103410DG
101 003A	12206602000
101 043	12206602010
106 001A	12206682000
106 016	12206683000
106 016	12206683002

KEY NO	PART NO
158 043	12209040020
158 044	12209040030
158 097	12209040070
158 036	12209040150
158 085	12209045010
158 086	12209045020
158 079A	12209045041
124 016	12209120010
082A 055	12305152000
082A 05501	12305152100
082A 004	12305180010
069 020	12305180020
082A 049	12305180020
090 021	12306023701DG
097 018	12306305002DR
077 002	12405120034DG
081 023	12405152200DG
081 009	12405152500DG
102 008	12406642100
102 008	12406642101
158 106	12409040060
158 107	12409040070
069 000	12505009100
086 008	12505240060
086 003	12505243000DG
086 007	12505243500
086 010	12505245300DG
086 011	12505245310
086 012	12505245320
086 013	12505245330
086 014	12505245340
086 015	12505245350
031 010	12507060020
158 081	12509010031
158 083B	12509010042
158 084B	12509010052
158 031A	12609040021
158 087	12609040620
158 089	12609040640
158 090	12609040650
158 091	12609040660
158 093	12609040680
158 095	12609040701
158 096	12609040730
024 001	12701055200
052 019	12702752300
052 019	12702752301
056 016	12703164100DG
056 042	12703164200DG
056 043	12703164300DG

KEY NO	PART NO
056 044	12703164400DG
056 045	12703164500
056 046	12703164600DG
063 012A	12704102600DG
085 001	12705202000DG
090 005	12706011000DG
093 049	12706060010
093 050	12706060020
095 001	12706212000
090 032	12706301040
098 011	12706303100DG
098 010	12706303200DG
101 003	12706602000
112 023	12707026100DR
098 001	12707211020
158 083	12709010040
158 084	12709010050
158 099	12709040220
025 001	12751112000
052 026	12752750200
084 021	12755222000DG
091 009	12756012010DR
106 024	12756683600
112 039	12757035400DR
158 079	12759045041
086 001A	12805242000DG
086 002A	12805245000DG
050 019	12852870810
051B 020	12902430080
051B 024	12902700020
051B 005	12902730050
051B 030	12902750090
037 006	13022250030
038 011	13022250030
045 006	13022250030
050 002	13022250030
052 006	13022250030
052A 006	13022250030
052B 006	13022250030
095A 013	13052410010
091 004	13206013201DG
091 023	13206014200DG
091 056	13206014800
102 004	13236642300
039 024	13267060022
081 025	13267060022
083 015	13267060022
083 035	13267060022
112 039A	13307035400DR
025 005	13424020060

KEY NO		PART NO
027	007	13424020060
105	012	13424020060
106	033	13424020060
106	034	13424020060
085	063	13602470010DG
085	064	13602470020DG
157	028	13603063000
025	006	13603102000
056	047	13603164700DG
157	026	13604073200DG
085	054	13605200011DG
093	037	13606060020
093	038	13606060030
102	019	13606212000
098	013	13606312000
100	001	13606522000
100	002	13606522100
112	062	13606571000
112	063	13606630010DG
100	021	13606640010DG
100	021	13606640010DR
100	022	13606640020DG
100	022	13606640020DR
100	020	13606642010
102	016	13606642400
112	065	13607010010DG
100	028	13607023301
100	029	13607024000
158	100	13609040150
158	101	13609040160
158	102	13609040170
158	103	13609040180
158	080	13609040221
158	108	13609040231
027	035	13651210050
038	016	13667012020
105	013	13764020030
106	030	13764020030
108	007	13764020030
124	002	14019060050
027	018	14041170080
030	014	14041200080
057	012	14041200080
056	018	14043120060
056A	018	14043120060
023	036	14046210300
025	038	14046210300
106	023	14046210300
065	037	14051060030
027	015	14141170050

KEY NO		PART NO
091	037	14143120020
025	024	14151020120
025	025	14151020130
029	022	14151200040
038	007	14151210090
064	046	14152050160
055	014	14153070020
022	010	14161010110
102	019A	14166210440
023	025	14171020050
056	015	14171020050
056A	015	14171020050
085	047	14215020020
085	071	14215020020
124	017	14215020020
097	027	14216020051
124	001	14219060010
124	010	14219060031
022	008	14221012381
023	011	14241010040
023	020	14241010050
082	052	14241010050
023	017	14241012030
064	003	14251320150
064	045	14254310080
043	005	14254330180
022	031	14256210040
097	020	14256210040
100	027	14256210040
106	007	14256210040
095A	028	14261570010
025	021	14261602070
025	017	14261602090
064	04106	14273010050
043	008	14273170040
038	019	14276010030
054	010	14313010050
054	008	14313010060
054	006	14313010090
022	016	14321018620
029	023	14321200040
057	024	14321200040
029	005	14321202140
029	008	14321202171
030	008	14322420010
030	028	14322420010
038	023	14322420010
056	035	14322420010
057	009	14322420010
057	040	14322420010

KEY NO		PART NO
128	001	14322420040
097	028	14326160020
102	026	14326210061
096	005	14326210110
027	037	14326510210
097	030	14326510210
097	040	14346110021
022	017	14401010140
106	021	14441010161
037	028	14442180090
052A	021	14443070110
050	026	14443120050
033	006	14443140041
043	006	14443140091
056	012	14443270030
056A	012	14443270030
056	002	14443272030
056A	002	14443272030
083	032	14444080062
065	014	14444120090
081	041	14445100080
084	028	14445140051
085	045	14445140051
091	020	14446010150
124	024	14446213200
124	024	14446213201
036	024	14462162180
105	006	14466220030
022	001	14501032000
022	003	14501032100
022	004	14501032200DG
023	009	14501040111
025	003	14501112201
025	028	14501410050
025	028A	14501410050
025	029	14501410050
025	032	14501410050
065	006	14501410050
069	013	14501410050
031	001	14502010013M
044	009	14502430050
044	019	14502430170
051	001	14502730010
052	005	14502750031M
052	009	14502750051
052	013	14502752101
045	015	14502810014
037	031	14502810074
023	019	14504313301DG
039	011	14505152380

KEY NO		PART NO
061	001	14553403611M
061	016	14553910010
061	017	14554071003
027	041	14601160011
027	042	14601162200
027	040	14601162230
090	074	14601162230
027	022	14601162300
023	010	14611040011
023	001	14611042102
023	004	14611042200DG
025	042	14611113000DG
025	027	14611113100
025	004	14611113301
027	039	14611162000DG
027	038	14611162100DG
062	023	14614072501
062	024	14614072600
062	022	14614072700
061	017A	14614075002
068	001	14614172000
068	011	14614172200SW
068	002	14614172300
090	022	14616022100
058	015	14623172000
058	007	14623172110
058	009	14623172120
058	001	14623172200SW
058	002	14623182110SW
058	016	14623202100
058	017	14623202200
093	008	14726071100
081	041A	14801020070
082	035	14801020070
082A	035	14801020070
082	059	14869352050
054	001	14883010011
054	011	14883010051
054	012	14883010060M
054	014	14883010080
054	015	14883010090
055	019	14883020022M
056	007	14883100020
056A	007	14883100020
056	011	14883102200
056A	011	14883102200
064	008	14884100031DG
064	051	14884110090
085	05303	14885142300
095A	011	14886110010

KEY NO		PART NO
095A	012	14886110031
095A	014	14886112100DG
095A	015	14886112202DG
024	012	15001030010
124	022	15001673990
045	023	15002810104
090	039	15003300012
058	009	15003610010
058	016	15003612100
058	007	15003612110
058	017	15003612300
061	002	15003701000
082	047	15004070010
082A	047	15004070010
039	030	15004072501
062	005	15004072602
039	034	15004073200
062	004	15004073501
068	013	15004170010
068	012	15004172100
082	048	15005152380
082	055	15005153000DG
082	058	15005153010
124	023	15005153010
093	047	15006060050DG
093	048	15006060060DG
039	033	15006210111
039	032	15006252201
082A	048	15006252220
039	000	15006253102DG
082	056	15015082412
082	057	15015082422
064	047	15024320020
054	002	15033010010
085	069	15062470050
023	023	15081020070
025	020	15131023270
025	023	15131023290
054	032	15133060030
056	005	15133102020
056A	005	15133102020
031	021	15134080020
056	006	15143100010M
056A	006	15143100010M
059	033	15184060060
059	028	15184060080DG
065	050	15184072401
069	016	15184322500
093	032	15186070020
112	017	15186070020

KEY NO		PART NO
102	025	15186213200
099	001	15186214401
097	002	15187221070
085	066	15189240010
022	029	15191010040
093	025	15196040050
099	003	15221120010DG
023	022	15231040150
027	003	15231162103
106	014	15236682031
022	011	15241022521
030	003	15241220010
057	005	15241220010
044	007	15242360050
044	020	15242360050
051A	016	15242360050
051A	017	15242360050
051B	017	15242360050
085	070	15252470010
058	015	15263172001
058	001	15263172201SW
058	002	15263182111SW
058	003	15263202031
058	003	15263202031
058	004	15263202041
058	004	15263202041
058	006	15263202050
058	006	15263202050
067	041	15264362200
067	044	15264363200
082	051	15265150020
082	036	15265152002DG
082	020	15265152301
082A	020	15265152301
097	043	15276040020
112	082	15276040020
027	021	15441170051
038	020	15441170051
030	016	15441230050
101	036	15446230010
022	005	15541000000
022	002	15541012221
022	006	15541012230
023	016	15601040104
027	004	15601160083
027	027	15601160083
057	033	15601160083
027	032	15601162305DG
027	014	15601162506DG
030	020	15601300010

KEY NO		PART NO
030	015	15601320011
057	013	15601320011
030	012	15601320073
056	023	15601320073
056A	023	15601320073
032	016	15602060023
033	012	15602080093
033	019	15602080093
033	025	15602080093
033	015	15602080224
034	012	15602160083
036	025	15602200040
037	021	15602230018M
037	022	15602230026M
037	013	15602230074
037	018	15602230085
037	025	15602230085
045	018	15602230085
037	011	15602230124
037	010	15602231600
052	003	15602231600
052	014	15602231600
052A	003	15602231600
052A	014	15602231600
052B	003	15602231600
052B	014	15602231600
053	003	15602231610
053A	003	15602231610
038	001	15602250015M
038	006	15602250025
038	013	15602252200
044	017	15602430134
044	018	15602430154
045	010	15602590014M
045	008	15602590124
050	001	15602650021M
050	007	15602652202
045	021	15602800044
053A	013	15602850084
050	012	15602870023
037	027	15602900063
045	019	15602900063
056	014	15603100035
056A	014	15603100035
056A	016	15603100045
057	026	15603102105
057	021	15603140010
057	008	15603142503DG
057	016	15603142910
077	033	15603160025

KEY NO		PART NO
055	024	15603162100DG
058	014	15603200010
058	014	15603200010
068	017	15603200010
068	017	15603200010
059	027	15604040010DG
059	025	15604042101DG
071	025	15605070070
077	001	15605110054
082	004	15605150015
082A	070	15605150031
086	038	15605250030
086	004	15605260014
090	034	15606060100
093	013	15606060130DG
093	005	15606063401DR
093	020	15606082203
093	029	15606092013
093	030	15606092103
095A	027	15606110080DG
095A	001	15606112007
095A	001a	15606112600
083	012	15606300310
100	006	15606549105
100A	006	15606549105
100	007	15606549110
100A	007	15606549110
100	008	15606549150
100A	008	15606549150
100	009	15606549160
100A	009	15606549160
100	010	15606549210
100A	010	15606549210
100	014	15606549220
100A	014	15606549220
100	015	15606549230
100A	015	15606549230
108	008	15606642103
102	016A	15606642400
105	007	15606642400
102	001	15606642500
102	002	15606642520
102	003	15606642530
106	031	15606660040
037	015	15612230026M
083	033	15615180013
083	013	15615182016M
083	016	15615182301
093	031	15616092003DG
101	048	15616603100

KEY NO		PART NO
105	010	15616743300
071	017	15640040000
071	017	15640040001
083	036	15640090001
022	028	15641030022
023	033	15641040160
023	012	15641040180
027	030	15641160013
030	002	15641320020
033	001	15642080015
033	020	15642080022
033	016	15642080062
033	003	15642080080
033	013	15642080090
032	023	15642120031
034	001	15642140011
034	002	15642140023
034	010	15642160022
034	016	15642160032
033	008	15642160041
034	018	15642160041
034	007	15642170012
036	009	15642200032
036	010	15642210012
036	011	15642210024
036	002	15642210050
036	007	15642210060
036	016	15642212003
036	019	15642212030
036	021	15642212040
036	018	15642212050
036	022	15642212060
036	023	15642212070
036	017	15642212080
037	008	15642230033M
037	009	15642230043M
037	001	15642230050
037	002	15642230060
038	010	15642260013M
039	001	15642300017M
043	001	15642400019M
044	001	15642430013
044	003	15642430021
044	004	15642430032
044	005	15642430042
044	011	15642430062
044	014	15642430073
044	006	15642430110
044	025	15642500012
045	001	15642590013

KEY NO		PART NO
045	003	15642590024M
045	005	15642590034M
047	001	15642610040
051A	001	15642730015
051B	001	15642730015
051A	010	15642730032
051A	011	15642730042
051A	014	15642730052
051A	015	15642730052
051B	015	15642730052
051A	012	15642730072
051B	012	15642730072
051A	013	15642730082
051A	020	15642730082
052A	001	15642750014
052B	001	15642750014
052A	004	15642750023M
052A	005	15642750033M
052B	005	15642750033M
052A	016	15642750064M
053A	017	15642750070
052A	012	15642752002
052A	013	15642752103
052B	013	15642752103
052A	015	15642752202
052A	015a	15642752203
052A	019	15642752305
052A	023	15642752405
053A	011	15642752703
053	008	15642850024DG
053A	008	15642850024DG
053A	001	15642852005
050	015	15642872002DG
054	020	15643010012
054	022	15643010021
054	023	15643010031
054	025	15643010043M
054	027	15643010052
054	028	15643010062
054	013	15643030013M
054	018	15643030022
054	007	15643030040
055	020	15643032001
055	001	15643040015M
055	002	15643040025M
055	012	15643070032
055	013	15643072001
057	025	15643102104
057	029	15643102202DG
057	030	15643102303DG

KEY NO		PART NO
056	001	15643102602
056A	001	15643102602
056	004	15643102611
056A	004	15643102611
057	003	15643142402
055	026	15643160020
064	005	15644312003DG
027	046	15645120010
077	003	15645120032DG
083	034	15645152904
081	006	15645153000
085	044	15645220011
084	027	15645220020
084	025	15645250010
084	060	15645250010
085	017	15645252002DG
085	018	15645252102DG
097	010	15645303807DG
093	037A	15646060021
093	038A	15646060031
093	018	15646082301DG
093	021	15646082405DG
095A	020	15646110034DG
095A	021	15646110045DG
097	026	15646300083
097	006	15646300120
099	007	15646502000
099	007a	15646502001
100	02801	15646542130
100A	023	15646542130
100A	02801	15646542130
102	007	15646640030
158	011	15649020030
158	031	15649040022
158	033	15649040032
030	01901	15651302105
053	002	15652852105DG
053A	002	15652852105DG
053A	006	15652852200
056	024	15653102104
056A	024	15653102104
055	023	15653162006
033	009	15662090013
033	022	15662090022
033	030	15662090032
032	018	15662130012
032	024	15662130021
032	025	15662130031
047	010	15662620050
051A	024	15662700022

KEY NO		PART NO
051A	023	15662700030
051A	004	15662730012
051A	005	15662730023
051A	006	15662730032
051B	006	15662730032
051A	018	15662730050
038	017	15662832004DG
038	027	15662840014DG
037	033	15662912000
037	034	15662912104DG
057	001	15663142402
085	043	15665251010
097	024	15666301022
097	016	15666305202DR
100A	020	15666562003
100A	021	15666562020
100A	022	15666562030
100A	024	15666562040
100A	026	15666562050
100A	027	15666562060
100A	02802	15666562100
100	02802	15666562110
030	024	15681322000
030	026	15681322102
033	014	15682090020
033	026	15682090020
054	024	15683020010
084	098	15685100020DG
082	002	15685152603
082A	002	15685152603
085	022	15685252204
085	023	15685252801
095A	023	15686110020
095A	016	15686110030DG
099	008	15686500040
099	009	15686500050
108	005	15686722101
102	009	15756230061
102	012	15756230090
102	013	15756230100
102	013	15756230100
102	014	15756230110
102	014	15756230110
108	011	15816212900
098	005	15817401130
098	004	15817421020DG
068	012	15904192110
068	013	15904370010
068	001	15904372800
068	002	15904372900

KEY NO		PART NO
036	015	15933070521
096	006	15966250010
096	016	15966250010
096	011	15966250020DG
096	020	15966250020DG
096	021	15966250030DG
034	021	15972180010
036	012	15972180010
069	017	15975010011M
023	037	15991040050
025	039	15991040050
034	019	15992180010
099	014	16001120041
099	012	16001122002DG
059	034	16001200080
027	001	16001220000DG
038	022	16002842002
090	037	16003302100
062	001	16004072000
067	017	16004340040
068	011	16004372600SW
090	016	16006022000DG
100A	002	16006522040
037	023	16007060020
045	016	16007060020
157	001	16009400011DG
157	019	16009400040
157	017	16009402300
023	034	16071040031
061	015	16303910020
050	009	16322652000
051	028	16322730030
051A	028	16322730030
051B	028	16322730030
051	029	16322730040
051A	029	16322730040
051B	029	16322730040
051	021	16322732000
051A	021	16322732000
051B	021	16322732000
050	019A	16322880020
056	025	16323040010
056A	025	16323040010
056	026	16323040020
056A	026	16323040020
158	064	16329040020
158	069	16329040240
029	021	16341200020M
029	007	16341202130
030	001	16341322000

KEY NO		PART NO
047	008	16352620010
054	004	16353030011
054	035	16353030020
054	005	16353030050
054	029	16353060010
054	030	16353060020
055	010	16353070012
055	011	16353070021
091	009A	16406012010DR
097	050	16421040010
029	002	16441202020
029	003	16441202030
029	004	16441202040
029	006	16441202050
029	010	16441202101
033	028	16492092001
034	014	16492092001
082	066	16495100010
096	002	16496252003DG
096	001	16496252202DG
057	032	16501013101
090	077	16501020070
090	077	16501020070
022	012	16501030011
022	019	16501032100DG
022	027	16501033000
023	032	16501040050
023	031	16501040132
023	026	16501042401DG
023	026A	16501042402DG
023	027	16501042501DG
027	009	16501162004DG
029	012	16501210010M
029	020	16501210050
032	010	16502070020
032	007	16502070110
032	012	16502070120
057	014	16503143000
059	007	16504010020
059	009	16504010060
063	012	16504100010DG
086	001	16505242000DG
085	03101	16505244100
085	03102	16505244200
085	03103	16505244300
085	03105	16505244400
085	031	16505244500
086	002	16505245000DG
085	053	16505245500DG
085	05301	16505245510

KEY NO		PART NO
085	05302	16505245520
085	05304	16505245530
091	010	16506010010DG
091	045	16506010023DG
091	046	16506010031
092	006	16506010080DG
090	004	16506010140
091	019	16506010260
090	055	16506010350DG
090	056	16506010360DG
091	044	16506011950DG
090	030	16506012001DG
092	060	16506013500DG
092	061	16506013600DG
090	060	16506014201
090	062	16506014304
090	063	16506014401
090	064	16506014501
091	052	16506014700DG
091	050	16506020050
090	013	16506022006DG
090	065	16506022102
090	020	16506023000DG
090	023	16506024200
090	043	16506024550
090	028	16506030023DG
092	078	16506040431
090	042	16506054500DG
093	049A	16506060010
093	050A	16506060020
093	001	16506063501DR
093	003	16506063602DR
023	045	16506103301DG
023	047	16506103410DG
092	063	16506200070
090	001	16506201002DR
092	052	16506202030DG
092	053	16506202040DG
092	001	16506202102DG
092	054	16506203030DG
092	055	16506203040DG
092	005	16506203102DG
096	010	16506253101DG
097	005	16506300030
090	032A	16506301042
097	001	16506303203DG
097	001	16506303204DG
108	010	16506305200
100A	001	16506522001
100A	080	16506523001

KEY NO		PART NO
106	001	16506682003
106	024A	16506683601
106	032	16506684100
108	001	16506722100
112	001	16507015000DR
112	002	16507015100DR
112	011	16507016010DR
101	053	16507020030
101	052	16507021950
112	075	16507025100DR
112	076	16507025200DR
112	000	16507027002
112	041	16507027100DR
112	030	16507027303DG
112	016	16507027402DG
112	018	16507027500
112	019	16507027801
112	032	16507035001DR
112	033	16507035101DR
098	002	16507221021
098	008	16507221050
158	027	16509030040
158	024	16509030050
082A	064	16582630640DG
082A	066	16582630660
081	009A	16582632601DG
082A	074	16582633500
082A	075	16582633600
023	002	16601042160
023	006	16601042300DG
023	003	16601042340
099	015	16601042340
029	017	16601200030
029	018	16601210020M
029	001	16601212002
030	025	16601220000
030	011	16601220020
056	021	16601220020
056A	021	16601220020
030	019	16601302000
030	01902	16601302010
023	040	16601850160
038	029	16602250010
038	029	16602250010
045	025	16602250020
037	038	16602250040
039	020	16602332011M
052A	008	16602750040
052A	009	16602750050
052B	009	16602750050

KEY NO		PART NO
052A	026	16602750200
053	010	16602850020
053A	010	16602850020
054	000	16603022000
054	019	16603022100
055	015	16603070010
029	013	16604610020
029	019	16604610020
083	017	16605182000
093	016	16606062601DG
093	016a	16606062602DG
093	035	16606070031
097	033A	16606300010
097	034	16606300021
097	035	16606300030
097	032	16606510210
097	055	16606510210
105	001	16606702100
105	015	16606742301
157	025	16609400020DG
101	027	16626582400
101	027	16626582402
106	054	16626692100
065	010	16704020020
062	011	16704070080
064	04111	16704110060
064	066	16704110121
064	041	16704112000
064	04101	16704112010
064	04102	16704112110
064	048	16704112120
066	045	16704130060
066	014	16704130080
064	04103	16704310030
065	065	16704310040
064	04107	16704310160
065	001	16704320011M
064	04105	16704320020
066	031	16704320030
064	04108	16704320050
066	023	16704330180
065	008	16704332100
065	008	16704332101
065	00801	16704332110M
065	00801	16704332111M
065	009	16704332220
066	001	16704340010M
066	002	16704340020
066	007	16704340030
066	015	16704340040

KEY NO		PART NO
067	034	16704340070
067	020	16704340130M
067	030	16704340150
065	031	16704362200
065	031	16704362201
065	03101	16704362210M
065	03101	16704362211M
065	032	16704362220
065	032	16704362221
067	035	16709510080
062	006	16724072800
064	001	16724310010
023	024	16731040130
025	008	16731112130
025	011	16731112140
025	014	16731115000DG
031	003	16733412032
064	000	16734002000DG
067	036	16734074000
067	068	16734074101
067	069	16734074201
063	001	16734102201DG
066	018	16734130080
064	004	16734312000DG
064	014	16734313000
066	017	16734340050
066	035	16734340060
067	014	16734340080
066	011	16734342000M
066	013	16734342100M
066	025	16734350010
066	026	16734350020
096	027	16734612050
112	026	16734612050
075	006	16735050601
076	014	16735061400
077	008	16735070080
077	009	16735070090
077	012	16735070120
077	011	16735071100
128	014	16735080010
128	015	16735080151
128	089	16735080890
128	006	16735082100
128	007	16735082200
128	081	16735088100
128	082	16735088201
128	010	16735122100DG
128	011	16735122200DG
084	024	16735222101DG



KEY NO		PART NO
093	055	16736080030
095A	008	16736112500DG
097	033	16736300010
097	036	16736300041
097	014	16736303100DG
100A	028	16737023300
063	030	16744100050
063	031	16744100060
031	018	16751850222
057	019	16753143200DG
057	022	16753143600DG
059	035	16754042100DG
059	032	16754042201DG
059	020	16754043204DG
059	020	16754043205DG
062	008	16754070010
062	009	16754070020
062	010	16754070030
062	007	16754072700
097	038	16756300010
097	025	16756300072
027	055	16791220010
090	048	16796024601DG
065	005	16991024200
023	041	16991040020
023	017a	16991113131
090	045	16991600080
031	020	16992011110
050	014	16992190062
053	005	16992190101
053A	005	16992190101
050	011	16992872500
059	001	16994012001
059	002	16994012020
128	090	16995152360
085	053A	16995201000DG
085	05301A	16995201100
085	05303A	16995201200
085	05302A	16995201300
075	005	16995304100
092	064	16996013431
090	047	16996015511
097	042	16996043100
095	001A	16996122002
102	005	16996210370
097	003	16996300200
097	004	16996300210
099	002a	16996503001
027	057	16997021960
027	057	16997021960

KEY NO		PART NO
112	042	16997028201
053	002A	17072852000DG
056	033	17073202100
071	021	17405070130
128	016	17407362300
075	002	17680070000
070	001	17685040010M
022	025	17686641110
158	019	17689100170
158	025	17689200050
099	004	17706210021
075	002	17990070000
032	015	17991304510
065	004	17994360221
069	012	17994360221
064	04114	17994420060
069	001	17995010011M
069	001	17995010013M
069	008	17995010081M
069	011	17995010110
069	015	17995010150
069	021	17995010210
069	022	17995010220
070	002	17995020020M
070	002	17995020021M
070	003	17995020030
070	005	17995020201M
070	006	17995020201M
071	001	17995030010M
071	003	17995030030
071	004	17995030040
071	005	17995030050M
071	006	17995030060M
071	007	17995030070
071	015	17995031500
073	005	17995040011
073	012	17995040121
073	013	17995040130
073	018	17995040140
073	015	17995040150
073	016	17995040160
073	017	17995040170
073	011	17995041100
076	003	17995041200
073	014	17995041400
076	001	17995041500
075	003	17995050030
069	009	17995050090
075	001	17995050100
076	005	17995060050

KEY NO		PART NO
076	011	17995060060
076	012	17995060120
076	015	17995060150
076	016	17995060160
076	009	17995061300
076	018	17995061800
077	014	17995070140
077	015	17995070150
077	017	17995070170
077	018	17995070180
077	020	17995070200
077	021	17995070211
077	022	17995070220
077	024	17995070241
077	027	17995070270
128	027	17995070270
077	034	17995070340
077	080	17995070800
077	080	17995070801
077	023	17995072300
128	009	17995080091
128	017	17995080171
128	092	17995080201
128	094	17995080931
128	096	17995080960
128	097	17995080970M
082	008	17995152330
082A	008	17995152330
084	099	17995220990
158	082	19629040050
158	083A	19639010040
158	084A	19639010050
027	045	21306010180
056	048	21441060050
056	027	21447360010
056	049	27102030020
100	012	35063013110
100A	012	35063013110
023	039	35602010150
025	040	35602010150
082	071	35602010150
093	009	35602010150
095A	024	35602010150
091	040	35605033020
093	045	35605033020
099	005	35605033020
023	038	35652030040
027	016	36104400180
100	005	36108010080
100A	005	36108010080

KEY NO		PART NO
101	054	36142612400
112	060	36143110010
050	017	36212110030
096	026	36217020030
090	026	36252120070
061	018	36313530081
090	024	36401090020
050	022	36402200040
090	040	36423600080
052A	020	36461020111
053A	012	36461020111
059	021	36461020111
027	008	36502200050
105	011	36502702140
025	006A	36523102201
051	003	36531080070
051A	003	36531080070
051B	003	36531080070
025	016	36573112000
056	041	36707030080
057	004	36707030080
057	015	36707030080
090	038	36753302201DG
106	010	37371720090
025	033	37481850030
124	019	37614120021
099	002	37681710030
090	066	39081700200
102	043	62819200010
075	011	76500800100
085	037	79636110030
051	027	79642010080
051A	027	79642010080
051B	027	79642010080
071	018	K2310040070
062	002	P1177012600
085	068	S0973063031
157	018	S2169908420
085	05304A	S7215216300
158	080A	T0019010020
102	043	T0070314100
105	002	V1112604030
105	016	V1112604030
112	043	V1112605030
100	004	V1112606025
100A	004	V1112606025
071	022	V1112606040
077	030	V1122605012
093	034	V1222606016
098	007	V1222606016

KEY NO		PART NO
059	010	V1222608020
090	061	V1222608020
100	011	V1902604020
100A	011	V1902604020
100A	025	V1902604020
085	065	V2003616070
096	008	V2004612085
039	012	V2004612100
065	034	V2004616040
082	062	V2012610025
030	006	V2013608025
052A	018	V2013608025
030	004	V2013608030
037	036	V2013608035
061	008	V2013608045
037	019	V2013608050
073	006	V2013608050
083	030	V2013608085
085	072	V2013610030
053A	014	V2013610050
069	004	V2013610070
055	005	V2013610120
055	006	V2013610130
090	018	V2013612025
096	017	V2013612025
039	025	V2013612030
096	007	V2013612030
039	013	V2013612035
039	004	V2013612040
065	023	V2013612040
031	005	V2013612045
039	027	V2013612045
039	002	V2013612080
085	019	V2013612170
063	013	V2013614035
085	060	V2013614035
039	005	V2013614040
039	014	V2013614040
085	024	V2013614040
085	026	V2013614040
039	028	V2013614045
039	006	V2013614050
058	011	V2013616030
068	015	V2013616030
068	015	V2013616030
084	010	V2013616035
085	002	V2013616035
096	003	V2013616035
066	048	V2014608025

KEY NO		PART NO
100	023	V2014612035
096	018	V2014612075
065	012	V2014616050
157	027	V2023612045
063	002	V2023612050
061	014	V2024610030
063	009	V2024612035
071	008	V2024612050
066	005	V2024614090
077	026	V2033608110
062	032	V2034612090
102	006	V2053605012
091	057	V2053606035
092	070	V2053606035
082A	014	V2053606050
090	033	V2103606016
064	011	V2113606010
128	012	V2113606012
102	020	V2113606012
102	020A	V2113606012
105	014	V2113606012
100	013	V2113606016
100A	013	V2113606016
105	009	V2113606016
102	018	V2113606020
082	006	V2113606035
082	014	V2113606035
082A	006	V2113606035
091	043	V2123606012
097	021	V2123606012
108	012	V2123606012
077	031	V2173608012
022	018	V2173608016
022	021	V2173608016
027	031	V2173608016
032	017	V2173608016
037	014	V2173608016
038	026	V2173608016
050	016	V2173608016
056	017	V2173608016
056A	017	V2173608016
057	017	V2173608016
059	026	V2173608016
070	004	V2173608016
071	014	V2173608016
075	008	V2173608016
082A	082	V2173608016
106	008	V2173608016
106	055	V2173608016
025	002	V2173608020

KEY NO		PART NO
025	043	V2173608020
027	010	V2173608020
027	048	V2173608020
029	011	V2173608020
039	031	V2173608020
050	004	V2173608020
057	027	V2173608020
061	009	V2173608020
077	029	V2173608020
090	027	V2173608020
024	013	V2173608025
025	041	V2173608025
059	029	V2173608025
067	031	V2173608025
082	054	V2173608025
090	015	V2173608025
093	017	V2173608025
023	029	V2173608030
064	009	V2173608040
069	002	V2173608040
081	040	V2173608040
075	004	V2173608045
037	016	V2173608050
077	010	V2173608050
081	043	V2173608055
045	009	V2173610020
053	007	V2173610020
053A	007	V2173610020
082	023	V2173610020
082A	023	V2173610020
054	016	V2173610025
054	026	V2173610025
055	025	V2173610025
056	009	V2173610025
056A	009	V2173610025
055	003	V2173610030
055	009	V2173610030
082A	080	V2173610030
069	005	V2173610035
055	004	V2173610060
069	019	V2173610065
023	046	V2183608016
025	015	V2183608016
038	028	V2183608016
043	007	V2183608016
057	018	V2183608016
085	055	V2183608016
093	014	V2183608016
093	022	V2183608016
097	007	V2183608016

KEY NO		PART NO
097	012	V2183608016
097	031	V2183608016
106	020	V2183608016
106	022	V2183608016
112	045	V2183608016
112	070	V2183608016
112	071	V2183608016
023	021	V2183608020
023	030	V2183608020
023	048	V2183608020
038	002	V2183608020
056	034	V2183608020
090	044	V2183608020
090	049	V2183608020
090	069	V2183608020
090	076	V2183608020
090	076	V2183608020
092	072	V2183608020
093	007	V2183608020
095	002	V2183608020
095A	002	V2183608020
097	015	V2183608020
097	017	V2183608020
099	013	V2183608020
112	014	V2183608020
025	026	V2183608025
045	011	V2183608025
090	041	V2183608025
090	068	V2183608025
091	036	V2183608025
091	055	V2183608025
095	002A	V2183608025
091	042	V2183608030
098	012	V2183608030
106	041	V2183608030
112	040	V2183608030
090	012	V2183608035
112	066	V2183608040
097	013	V2183608050
045	012	V2183608065
062	016	V2183610025
081	008	V2183610025
112	003	V2183610025
112	034	V2183610025
112	050	V2183610025
112	037	V2183610030
022	024	V2193606016
022	032	V2193606016
091	039	V2193606016
092	059	V2193606016

KEY NO		PART NO
093	051	V2193606016
102	044	V2193606016
093	043	V2193606020
023	028	V2193606025
097	019	V2323606016
102	015	V2323606016
112	072	V2323606016
112	074	V2323606016
095A	022	V2512608035
031	011	V2513408020
050	025	V2513408020
024	014	V2513408025
061	010	V2513408025
062	017	V2513410020
031	016	V2513412035
043	003	V2513412035
031	017	V2513412045
043	002	V2513414035
043	009	V2513416035
084	012	V2513416035
096	030	V2513416035
031	015	V2514410025
023	007	V2712606012
105	004	V3002600040
105	018	V3002600040
112	064	V3002600050
053	009	V3002600060
053A	009	V3002600060
091	059	V3002600060
092	071	V3002600060
093	046	V3002600060
099	006	V3002600060
090	075	V3003600100
090	075	V3003600100
157	024	V3022600120
024	004	V3042600080
027	043	V3042600080
027	056	V3042600080
027	056	V3042600080
030	005	V3042600080
030	007	V3042600080
030	013	V3042600080
037	037	V3042600080
038	003	V3042600080
050	005	V3042600080
050	023	V3042600080
053	004	V3042600080
053A	004	V3042600080
056	022	V3042600080
056A	022	V3042600080

KEY NO		PART NO
064	010	V3042600080
066	049	V3042600080
093	011	V3042600080
095A	009	V3042600080
095A	017	V3042600080
095A	025	V3042600080
097	029	V3042600080
099	010	V3042600080
071	024	V3042600100
090	025	V3042600100
100	016	V3042600120
100A	016	V3042600120
085	03104	V3042600160
061	011	V3043600080
073	007	V3043600080
076	019	V3043600080
112	013	V3043600080
029	014	V3043600100
062	019	V3043600100
077	013	V3043600100
128	026	V3043600100
085	073	V3043600100
112	036	V3043600100
039	003	V3043600120
039	016	V3043600120
085	020	V3043600120
096	022	V3043600120
096	028	V3043600120
100	024	V3043600120
157	029	V3043600120
112	024	V3043600120
039	015	V3043600140
157	022	V3043600140
112	021	V3043600140
058	013	V3043600160
058	013	V3043600160
068	018	V3043600160
068	018	V3043600160
084	013	V3043600160
085	062	V3043600160
096	031	V3043600160
085	028	V3043600180
095A	026	V3052600080
053A	016	V3052600100
065	013	V3052600160
027	019	V3232600100
059	004	V3232600100
067	038	V3232600140
037	040	V3342600100
045	041	V3342600100

KEY NO		PART NO
050	027	V3342600100
053	021	V3342600100
053A	021	V3342600100
031	004	V3343600120
067	066	V3343600160
091	021	V3501100060
105	003	V4011600040
105	017	V4011600040
053	019	V4011600060
053A	019	V4011600060
071	023	V4011600060
082A	015	V4011600060
091	060	V4011600060
093	044	V4011600060
024	003	V4011600080
038	004	V4011600080
038	008	V4011600080
050	006	V4011600080
050	024	V4011600080
061	012	V4011600080
077	032	V4011600080
083	031	V4011600080
093	010	V4011600080
095A	010	V4011600080
095A	018	V4011600080
099	011	V4011600080
029	015	V4011600100
054	003	V4011600100
055	007	V4011600100
062	018	V4011600100
069	003	V4011600100
077	016	V4011600100
082	061	V4011600100
128	024	V4011600100
031	007	V4011600120
039	007	V4011600120
039	017	V4011600120
039	026	V4011600120
062	033	V4011600120
063	004	V4011600120
065	024	V4011600120
071	009	V4011600120
085	021	V4011600120
090	019	V4011600120
096	009	V4011600120
096	019	V4011600120
096	029	V4011600120
100	017	V4011600120
100	025	V4011600120
100A	017	V4011600120

KEY NO		PART NO
112	029	V4011600120
039	008	V4011600140
039	018	V4011600140
063	014	V4011600140
066	006	V4011600140
085	027	V4011600140
085	061	V4011600140
157	021	V4011600140
112	020	V4011600140
058	012	V4011600160
058	012	V4011600160
068	016	V4011600160
068	016	V4011600160
065	035	V4011600160
084	011	V4011600160
085	003	V4011600160
085	029	V4011600160
085	067	V4011600160
096	004	V4011600160
037	041	V4111600010
092	057	V4111600040
105	005	V4111600040
105	019	V4111600040
023	008	V4111600060
027	005	V4111600060
027	028	V4111600060
030	018	V4111600060
053	020	V4111600060
053A	020	V4111600060
057	034	V4111600060
091	058	V4111600060
027	044	V4111600080
030	009	V4111600080
030	029	V4111600080
038	005	V4111600080
038	009	V4111600080
038	024	V4111600080
056	019	V4111600080
056	036	V4111600080
056A	019	V4111600080
057	010	V4111600080
057	041	V4111600080
091	053	V4111600080
095A	019	V4111600080
027	017	V4111600100
027	025	V4111600100
045	042	V4111600100
050	028	V4111600100
053	022	V4111600100
053A	015	V4111600100

KEY NO		PART NO
053A	022	V4111600100
056	039	V4111600100
059	006	V4111600100
077	007	V4111600100
112	035	V4111600100
096	024	V4111600120
100	026	V4111600120
112	022	V4111600120
067	045	V4111600140
157	020	V4111600140
112	015	V4111600140
077	005	V4111600160
128	005	V4111600160
085	030	V4111600160
086	005	V4111600160
057	006	V4111600200
027	006	V5001920020
027	026	V5001920020
027	029	V5001920020
029	009	V5001920020
030	017	V5001920020
038	025	V5001920020
056	020	V5001920020
056A	020	V5001920020
057	035	V5001920020
059	005	V5001920020
093	033	V5001920020
027	020	V5001925020
030	010	V5001925020
030	030	V5001925020
052	011	V5001925020
052A	011	V5001925020
052B	011	V5001925020
056	037	V5001925020
057	011	V5001925020
057	042	V5001925020
090	046	V5001925020
091	054	V5001925020
085	038	V5001930020
052	010	V5001930025
052A	010	V5001930025
052B	010	V5001930025
056	013	V5001930025
056A	013	V5001930025
067	037	V5001932030
038	014	V5111006036
057	002	V5111008050
037	026	V5201006016
045	020	V5201006016
062	031	V5201010020

KEY NO		PART NO
031	013	V5201010022
039	009	V5201010022
043	004	V5201010022
066	004	V5201012020
093	006	V5502032088
063	015	V5502040093
092	056	V5502040093
086	006	V5601600016
027	036	V5801403016
038	021	V5801403016
064	04112	V5801403025
076	013	V5801404018
057	020	V5801404025
064	04109	V5801405025
037	004	V5801406025
050	010	V5801406025
055	022	V5801406025
057	023	V5801406025
052A	024	V5801406028
056	050	V5801408036
037	030	V5901010070
045	022	V5901010070
055	027	V5901010100
037	005	V5901010150
037	029	V5901010180
030	021	V5901012150
034	005	V6001106004
036	005	V6001106005
047	002	V6001106005
066	041	V6001106012
066	016	V6001106014
036	013	V6001106205
044	027	V6001106205
032	020	V6001106207
044	010	V6001106207
066	008	V6001106207
067	019	V6001106210
055	018	V6001106211
064	065	V6001106211
054	017	V6001106212
064	04113	V6001106212
044	028	V6001106304
033	004	V6001106305
034	004	V6001106305
034	008	V6001106305
036	003	V6001106305
034	009	V6001106306
066	019	V6001106308
054	031	V6001106309
032	027	V6001106909

KEY NO		PART NO
033	005	V6001606307
047	003	V6031106204
032	013	V6041106206
032	021	V6041106206
032	008	V6041106207
066	003	V6041106208
067	018	V6041106208
051	026	V6041106306
051A	026	V6041106306
051B	026	V6041106306
051	002	V6041606305
051	025	V6041606305
051A	002	V6041606305
051A	025	V6041606305
051B	002	V6041606305
051B	025	V6041606305
061	004	V6061105205
055	017	V6261100210
044	002	V6544303517
033	032	V6544303524
034	011	V6544323717
034	017	V6544323717
033	011	V6544323723
033	018	V6544323723
033	024	V6544323723
051A	019	V6544354026
051B	019	V6544354026
051A	007	V6544404527
051A	008	V6544404527
051A	009	V6544404527
051B	009	V6544404527
044	016	V6544455017
037	007	V6802000010
038	012	V6802000010
045	007	V6802000010
050	003	V6802000010
052	007	V6802000010
052A	007	V6802000010
052B	007	V6802000010
056	003	V6802000019
056A	003	V6802000019
038	018	V7041400140
038	031	V7041400140
038	031	V7041400140
050	018	V7041400160
057	007	V7041400200
047	004	V7041400250
052	025	V7041400250
052A	025	V7041400250
052B	025	V7041400250

