



AXION

950 940 930 920







The AXION 900.

Ten successful years on the market speak for themselves: in a very short time, CLAAS has become established throughout Europe as one of the leading tractor manufacturers. In 2011 CLAAS added the AXION 900 to its family of large tractors delivering over 400 hp. With its enormous pulling power, ease of operation and wealth of intelligent systems, the AXION 900 opens up great potential in many highly demanding applications and has quickly become a standard feature of the range.

Note: This brochure uses QR codes, which you can use to access additional animated content online using your smartphone. If you are unable to use QR codes, simply enter the corresponding URL into your web browser.



[go.claas.com/
axion900video](http://go.claas.com/axion900video)

For real challenges.





When massive pulling power joins forces with maximum user-friendliness to deliver unrivalled versatility and performance – you are sitting in the AXION 900.

Contents

CPS –

CLAAS POWER SYSTEMS

Engine	8
SCR	10
CMATIC	12
Construction	18
PTO	24
Hydraulics	26
Rear linkage	28
Front linkage	30

Pleasant working environment

Cab	34
CMOTION	40
CEBIS	42
Comfort	44

EASY –

Efficient Agriculture Systems by CLAAS

CEBIS MOBILE	50
Steering systems	52
CSM	54
Job management and TELEMATICS	56
Maintenance	58
First CLAAS Service, MAXI CARE®	60
Features	62
Specifications	63

CPS – CLAAS POWER SYSTEMS.

Optimal drive for best results.

The CLAAS machinery development programme constantly strives to maximise efficiency, improve reliability and optimise cost-effectiveness. CLAAS POWER SYSTEMS (CPS) bring together top-quality components to create a drive system that sets new standards – and always delivers maximum power when it is needed. CPS is ideally matched to the working system, featuring fuel-saving technology that quickly pays for itself.





CPS | CLAAS
POWER
SYSTEMS

Performance packaged.

Strong at heart.

A 6-cylinder, 8.7 l FPT (Fiat Power Train) Cursor 9 engine gets to work under a one-piece bonnet. The engine meets the requirements of the Stage IIIB (Tier 4i) emissions standard by means of exhaust aftertreatment with urea, and uses the latest common rail 4-valve technology, charge-air cooling and a wastegate turbocharger.

Constant output.

The CLAAS-specific engine performance curve provides full torque in a wide engine speed range, guaranteeing constant output and power delivery when they are needed. This makes it easy to save fuel while working at a low engine speed and maximum torque with the ECO PTO, or to work at rated speed with a full reserve.

Visctronic – economical fan control.

With Visctronic electronic fan control the fan speed can be precisely aligned with engine temperature and load, directly linked to the engine ECU, ensuring that the engine always runs at the optimum temperature. The reduced fan speed lowers the noise level and saves valuable fuel with no unnecessary impact on output, which can then be converted into tractive power.

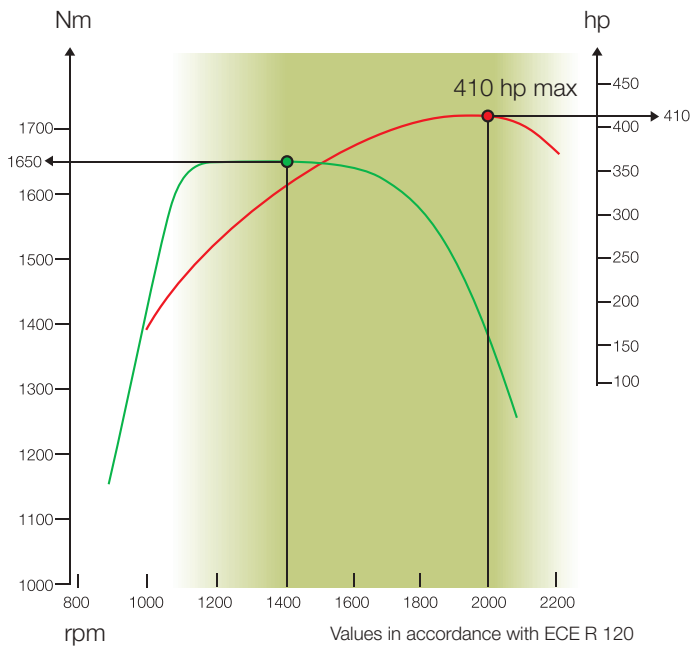


CPS | CLAAS
POWER
SYSTEMS





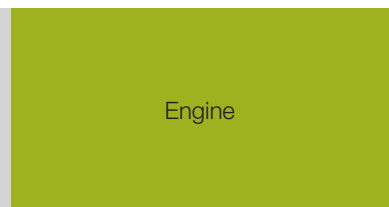
AXION 950



Full potential in any situation.

The multiple uses of a tractor in this class demand full potential in every speed range. The AXION's power is always available, even from a standing start. And the ECO PTO is designed to work at full torque and maximum output.

AXION	Maximum torque ECE R 120	Maximum output ECE R 120
950	1650 Nm	410 hp
940	1550 Nm	380 hp
930	1450 Nm	350 hp
920	1350 Nm	320 hp



Engine



Greatest pollutant reduction of all time.

There is no doubt that the introduction of the Stage IIIB (Tier 4i) emission regulations is the most important step to date in the control of pollutant emissions. These regulations require a 90% reduction in particulate matter (PM) as well as a 50% cut in nitrogen oxide (NO_x) content. The implementation of Stage IV (Tier 4) by 2015 will bring a further reduction in PM and (NO_x) emissions to almost zero.

SCR – the urea-based solution.

SCR stands for selective catalytic reduction, a process in which nitrogen oxides are converted into water and pure nitrogen. This is achieved by using a synthetic aqueous solution of urea (AdBlue®¹), which is carried in an additional tank.

Fully integrated SCR system.

When designing the AXION 900, all the components required for exhaust aftertreatment were considered from the outset. This means that full visibility and accessibility are guaranteed. The SCR catalytic converter is safely housed under the bonnet where it receives a constant flow of cooling air.

Never lets you down.

For particularly cold conditions, a cold-start system is available to heat the engine cooling water, battery, fuel filter and SCR system. The urea tank is heated as standard and is also protected from the cold by the insulating effect of being integrated into the fuel tank. The SCR system lines are also emptied automatically when the engine is switched off to protect against freezing.

¹ AdBlue® is a registered trade mark of the VDA.



go.claas.com/scr

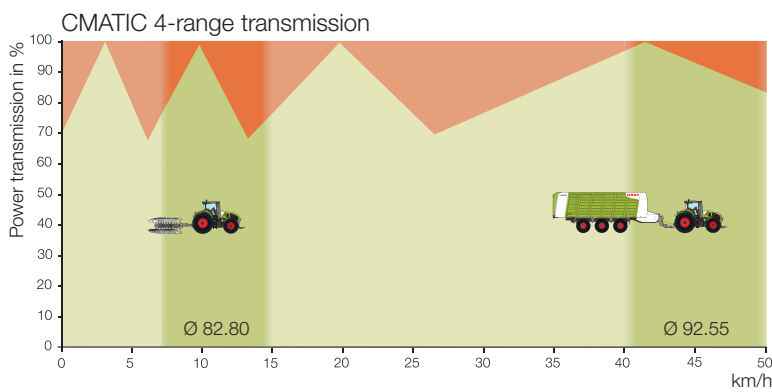
Cleaning up.



700 l fuel tank with integral 60 l urea tank

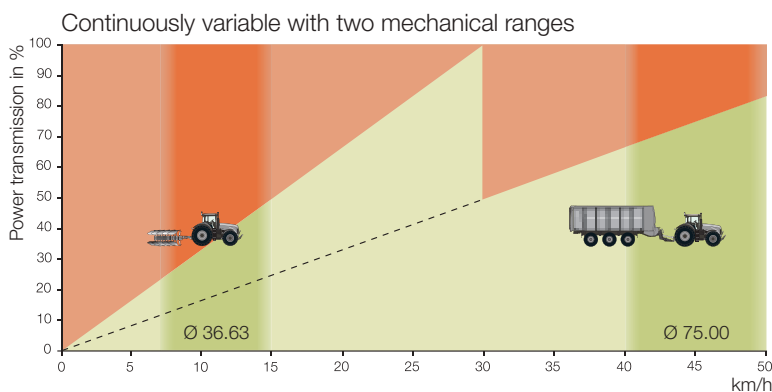
SCR

CMATIC. Continuously variable for real performance.



Efficient and easy to use.

CMATIC is the name of the continuously variable transmission technology used in CLAAS tractors. In the AXION 900 series a ZF Eccom transmission provides efficient conversion of engine power. In this split-power, continuously variable transmission, the four mechanical ranges are automatically selected by multidisc clutches. There is no need to shift between ranges manually.



The high mechanical component of the CMATIC transmission provides outstanding efficiency and low fuel consumption in every speed range.

For instance, when working in the field at between 7 and 15 km/h in the main operating range, the CMATIC transmission averages over 80% mechanical power transmission, far superior to other continuously variable transmissions on the market.

And for transport operations on the road, the CMATIC transmission will be averaging a 90% mechanical situation, a clear advantage in terms of fuel consumption.

- Hydraulic power transmission
- Mechanical power transmission
- Ø Mechanical component of power transmission





Exploiting real potential.

At speeds of 0.05 km/h to 50 km/h, the full power of the transmission can be used in either direction because power is transmitted mechanically even in reverse. What's more, every gear ratio can be used at every engine speed. The AXION 900 therefore offers enormous potential for use all year round.

With engine speeds of 1,600 rpm at a top speed of 50 km/h and 1,500 rpm at 40 km/h, the AXION 900 also demonstrates its capabilities in transport operations.

If the accelerator is not depressed, the transmission is in powered zero mode and maintains its position without creeping or rolling. This means that the tractor can start up safely and easily at steep field entrances or road junctions, even with a full load.



CMATIC



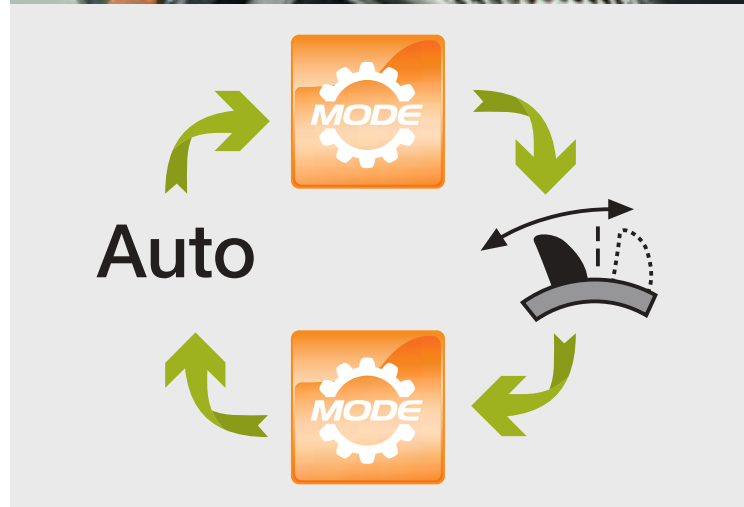
Simple, straightforward operation.

The CMATIC transmission has three operating modes: AUTO (foot pedal), CMOTION (hand control) and manual mode. Forward speed can be controlled by the accelerator pedal or CMOTION. In these two modes, engine speed and transmission ratio are adjusted automatically – for optimum efficiency and optimised fuel consumption.



Accelerator pedal or CMOTION.

A button in the armrest enables the driver to switch between modes while the tractor is moving. However, manual mode can only be activated in CEBIS. In manual mode, the driver chooses the engine speed and transmission ratio. Automatic engine and transmission control is not active. The active mode at any given time is displayed on the CEBIS.



Auto

Accelerator pedal



CMOTION



Manual

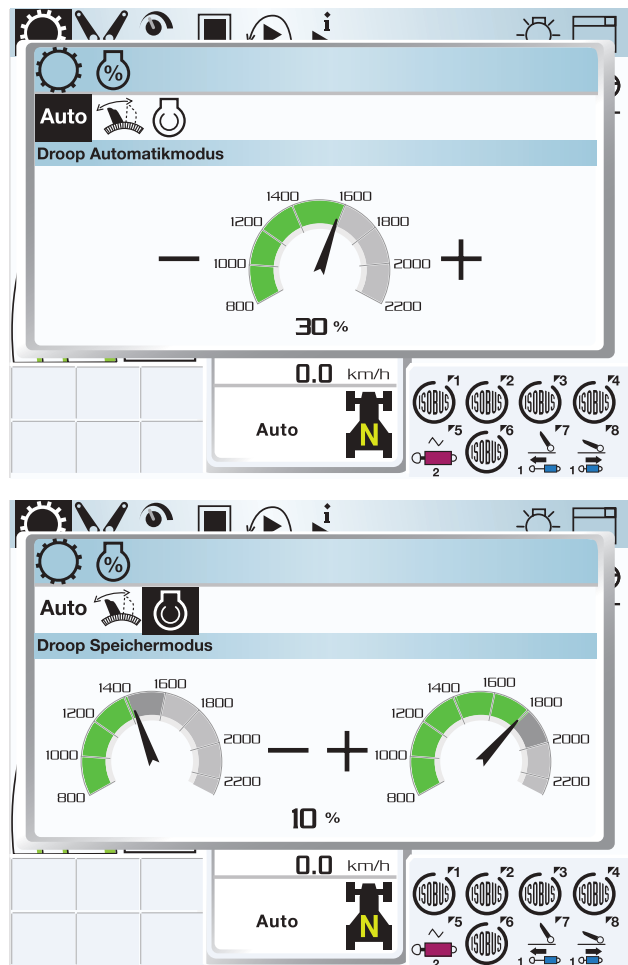
Optimised settings.



At the push of a button.

The engine speed at full load can be adjusted quickly and easily using the engine droop settings. The CEBIS clearly displays your set engine loading. When a constant engine speed is activated, i.e. during PTO work, the driver can specify a different droop setting, typically one that retains the engine speed to the required PTO shaft speed.

The engine droop can be specified separately for the individual drive modes and both engine speed memories. The engine droop can therefore be tailored to the application in hand at the push of a button, e.g. when moving from the road to the field when transporting slurry. The CMATIC transmission technology from CLAAS enables you to use all 400 hp economically and productively.



go.claas.com/axion900droop

CMATIC

No need to stop.



Tailor-made speed ranges.

With the CMATIC transmission, three speed ranges can be pre-selected in both directions of travel. The active range is displayed on the CEBIS and can be changed while the tractor is in motion using the two buttons on the CMOTION multifunction control lever.

The lower the maximum preset value for the range, the more accurately the forward speed can be controlled. Cruise control speeds can be saved in all three ranges while the tractor is moving, either in CEBIS or using the button on the CMOTION.

With CMATIC every driver can create his own profile according to the job in hand. Intelligent CMATIC transmission technology enables you to use all 400 hp economically and productively – with maximum operator comfort.





Stopping power.

The CMATIC transmission offers different ways of adapting braking to the job in hand:

- Increase the engine braking effect: when the accelerator pedal is released and the CMOTION is pulled back, the engine braking effect is intensified and break wear is reduced
- Driving down an extremely steep hillside with a heavy trailer: by pressing the CMOTION when the trailer brakes are on, you can tension the brakes on the tractor/trailer combination when starting from stationary on hills. This function can be used at speeds of up to 10 km/h.





Real stability.
The true sign of a 400 hp tractor.

CLAAS has drawn on experience gained in developing standard tractors and XERION high-horsepower tractors delivering up to more than 500 hp to create a completely new solution for the AXION 900 – for endurance work under extremely challenging conditions. The engine is housed in a strong frame section with an integrated engine oil sump which perfectly absorbs all the forces associated with the front linkage and front axle carrier. In practice, this means:

- Excellent steering lock angle for maximum manoeuvrability
- Optimum access to the entire engine compartment and all maintenance points
- High ground clearance with drive shaft integrated into the frame section with a bolted cover for protection
- All services securely routed within the frame section



go.claas.com/axion900cps

CLAAS tractor concept. 400 hp – for real.

Long wheelbase – compact design

To transfer 400 hp to the ground, the design must be just right. The AXION 900 ticks all the boxes. It has a wheelbase of 3.15 m, but its outstanding design makes it manoeuvrable in the field and easy to drive on the road. And naturally, its overall length with an implement attached remains within the legal limits.

Additional front ballast is not needed for many tasks – particularly transport operations – as the long wheelbase and optimum weight distribution transfer the tractor's tractive power to the ground. This saves fuel and reduces tyre wear on the road.



Immense tractive power.

Fully balanced.

With so many front and rear axle ballast options, the AXION 900 is easily adapted to every application. This is the only way of exploiting its full performance potential without unnecessary losses.

Wheel weights per rear axle wheel, in kg

38" rim	42" rim
100	400
367	667
634	856

Front weights

	600 kg		900 kg
+	600 kg	+	600 kg
=	1200 kg	=	1500 kg



go.claas.com/axion900ballasting



Power and endurance.

All AXION 900 models can be specified with massive 2.15 m diameter rear tyres. Tyres up to 1.70 m diameter are used on the front axle. The numerous tyre options make the AXION 900 capable of any type of work. Even with the biggest tyres (900/60 R 42) the tractor has an external width of less than 3.0 m, making it flexible on the road and gentle on the field.

A broad base.

The AXION 900 can be fitted with dual tyres at the factory. They can be permanently flange mounted or flexibly mounted using the clamp system.¹

AXION 900 footprint:

- Rear tyres up to 900 mm wide and 2.15 m in diameter
- Front tyres up to 1.7 m in diameter
- Dual tyres ex factory, with flange mounting or clamp system



¹ Dual tyres are not available in all countries. Please refer to your dealer's price list.



[go.claas.com/
axion900duals](https://go.claas.com/axion900duals)

Construction



Safe braking.

All AXION 900 models have a permitted total weight of 18 t in the 40 km/h and 50 km/h versions. In the 50 km/h version the front axle is fitted with disc brakes as standard. The front axle of the 40 km/h version can also be fitted with disc brakes as an option. The braking systems on the front and rear axles provide maximum safety and stability on braking.

Automatic adjustment.

During braking, the front axle suspension automatically adjusts to the change in load. The tractor therefore retains its normal stability and safety even during sharp braking manoeuvres.



Safe on the road.



REVERSHIFT with park-lock function.

In addition to the familiar, easy-to-use clutchless reverser, the REVERSHIFT lever also has an integral park-lock function which provides a very easy way of keeping the AXION 900 stationary. For even greater safety, the park-lock function is automatically activated in the following situations:

- When the engine is switched off
- When the engine is switched on
- If the accelerator or CMOTION have not been touched for a few seconds while the vehicle is stationary, regardless of the current REVERSHIFT lever position
- As soon as the driver's seat is vacated when the vehicle is stationary



Trailer brake system.

The AXION 900 can be fitted with a pneumatic and a hydraulic trailer brake system in order to meet country-specific requirements. Both systems can be operated simultaneously and the connections are easily accessible on both sides of the drawbar.

Use 400 hp. For real.



The right speed at the touch of a button.

Three different PTO options are available for the AXION 900:

- 1,000 rpm as standard
- 540 ECO / 1,000 rpm
- 1,000 / 1,000 ECO rpm

The PTO speed is easily pre-selected at the touch of a button. Another button on the armrest activates the PTO.

The integral freewheel on the rear PTO makes implement hitching simple.



External controls for front and rear PTO





Standing start.

The AXION 900 transfers its full power from a standing start and at low forward speeds.

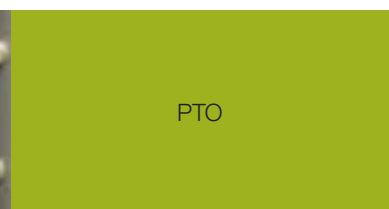
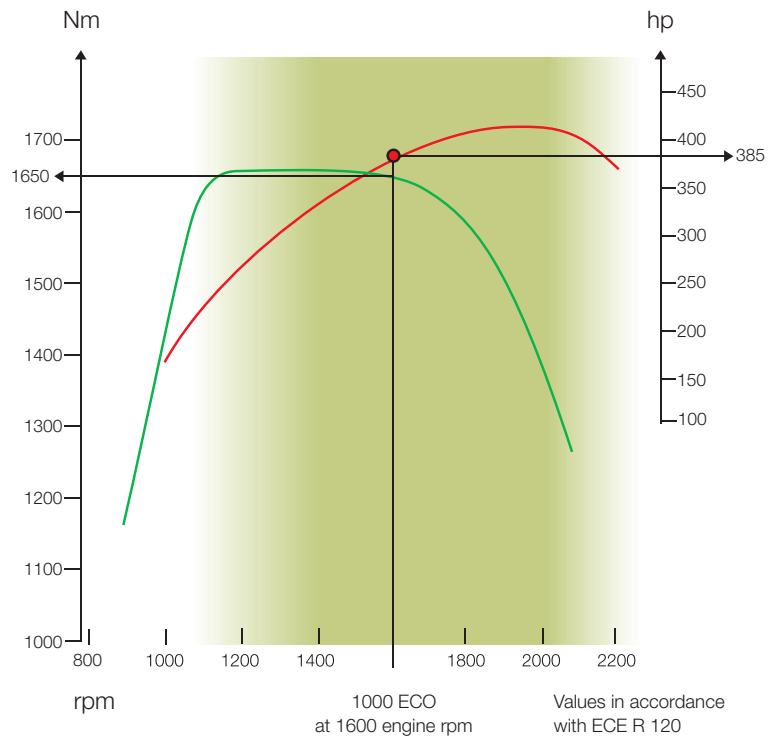
In ECO mode over 90% of maximum engine power (e.g. 385 hp in the AXION 950) can be transmitted via the PTO shaft, enabling even heavy implements to be operated at a reduced engine speed.

Rotational speeds:

- 1,000 rpm ECO at 1,600 engine rpm
- 540 rpm ECO at 1,450 engine rpm

In 1,000 ECO mode the engine can operate at the optimum engine speed. Four bolt-on PTO stubs ensure that the AXION 900 can be adapted to any implement.

AXION 950





Excellent hydraulics.

The AXION 900 has a load sensing hydraulic system with flow volumes of 150 l/min or 220 l/min. It has up to six electronic spool valves at the rear and a maximum of two for front mounting. All spool valves have time and volume control and are suitable for continuous flow volumes during non-stop operation.

The hydraulics are controlled by proportional rocker switches in the armrest, the ELECTROPILOT or the CMOTION. One spool valve can be assigned to the function buttons on the CMOTION.

External controls at the rear and on the front linkage can also be assigned to any spool valve.



It's easy to set up spool valve functions in CEBIS



Rapid pressure build-up.



Pressure-free connections and no mess.

All the hydraulic couplings at the rear of the AXION 900 have release levers, so they can be connected and disconnected even under pressure. The coloured + / - markings on the inlet and outlet sides make it easier to attach implements correctly. Oil leakage lines keep the area around the spool valves free of oil.

Power-beyond connections are provided at the rear for implements which have their own spool valves. The advantages of this are as follows:

- Hydraulic oil is supplied to the attached implement as required
- Large line cross-sections and non-pressurised return flow reduce power losses
- Fixed mounting plate with couplers for smooth connection between tractor and attached implement
- Large flat couplings minimise oil heating and prevent oil losses during coupling

Leaves nothing behind.

The rear linkage.

All AXION 900 models have a maximum lifting capacity of 11 t which enables them to carry the heaviest of implements. The configuration of the rear hydraulic system can be tailored to individual requirements:

- Cat. III or Cat. IV lower links
- Mechanical or hydraulic top link, Cat. III or Cat. IV
- Manual or automatic stabilisers available for both lower links
- Wheel slip control available
- External controls on both mudguards



External controls for the rear linkage, PTO and one freely selectable spool valve



Direct adjustment.

The main rear linkage functions are directly accessed via push buttons and dials in the right-hand B-pillar:

- Raise and lower
- Vibration damping on/off
- Lock linkage
- Activate slip control
- Lift height limit
- Lowering speed
- Draught and position control
- Adjustment of wheel slip control

The rear linkage can be moved to the pre-set working depth or transport position at the touch of a button on the CMOTION. The current position can be changed manually at any time via a two-stage incremental adjustment system. The linkage moves back to the pre-set position when the working position is activated again.



The working depth of the rear linkage is set using the dial on the armrest.



Rear linkage



Front linkage.

All AXION 900 models can be fitted with two different front linkages at the factory:

- 5.0 t for implements and ballasting
- 6.5 t for particularly heavy implements

The modular construction means that retrofitting can be carried out easily.

The AXION 900 series is the first to have a fully integrated front linkage, designed specifically for this power class. The front axle carrier and the special structural component for the engine are designed to absorb any forces generated, meaning no additional supports or rails are required.

Compact construction

- Short distance between front axle and coupling points
- Good implement handling and short overall length



Compact dimensions



Fully integrated.



Always connected.

Hydraulic and electrical interfaces for many applications are incorporated into the front linkage:

- Two double-acting spool valves
- Free flow return line
- 7-pin socket
- ISOBUS socket

Front linkage position control.

The optional front linkage position control system enables front-mounted implements to work extremely accurately. The working depth is adjusted via a rotary knob on the armrest, while the lifting height can be limited and the lifting and lowering speed set using CEBIS. The front linkage can be used in single- or double-acting mode.



External controls for the front linkage and one spool valve

Front linkage

Pleasant working environment.

The AXION 900 marks the debut of a completely new generation of cabs from CLAAS.

- 4-pillar design and convex rear window provide optimum visibility
- Completely redesigned armrest with integral CMOTION multifunction control lever

CLAAS

**950
AXION**



Newly designed.

Developed with farmers.

When developing the AXION 900, we involved customers from many countries at a very early stage. We showed them our initial designs for the new cab so that suggestions and criticisms from farmers could be taken into account from the outset. Position and layout of the controls, connections and brackets, visibility in the cab – these are just some of the topics that were important to our customers.

The design of many of the controls and the positioning of the CEBIS screen in the armrest are largely based on the design of CLAAS harvesters. The CMOTION multifunction control lever, in particular, has become an essential feature of CLAAS machines. In the ARION 600 / 500, XERION 5000 / 4500 and the LEXION the CMOTION is conquering the market. The same is true of CEBIS: its controls and menu structure are the same in all machines. Whether drilling or harvesting – you always have the upper hand.





4-pillar concept.

With the launch of the AXION 900 CLAAS introduces a completely new generation of cabs. The CLAAS 4-pillar cab offers some distinct advantages:

- Clear view of the full working width of attached implements
- Large-volume cab creates an extremely spacious working environment
- Continuous windscreen

The special positioning of the rear cab pillars gives the driver an excellent view of the implement and hitch area. The convex rear window also provides a clear view of the rear coupling points, allowing safe, accurate implement attachment.



The convex rear window has a wide opening angle.

Cab

Ergonomics made by CLAAS.

Comfort right from the start.

With CLAAS, the driving experience starts even before you enter the cab. You can reach the door handle from the ground, enabling you to open and close the door safely. Wide, self-cleaning steps with grab rails provide hazard-free access to the cab.



A ladder on the left-hand side provides safe access for cleaning and maintenance work.



Clear and logical layout.

When you press the small pedal underneath the steering column the entire steering column folds out of the way, allowing plenty of room to enter and leave the cab. The column can be returned to the optimum position when you start work. Fully adjustable steering column with tilt and telescope.

The instrument panel is always in full view because it is mounted on the steering column and moves with it. This makes it easy to read all the key information, even during transport operations on the road. Engine temperature, fuel tank level, compressed air supply and travel speed are all available here, as well as on the CEBIS monitor. The curved design of the instrument panel provides an excellent view of all displays.



The steering column swings out of the way when the middle pedal is pressed.

Cab



A place for everything.

All the main controls are integrated into the right armrest:

- 1 CMOTION multifunction control lever
- 2 Control panel for drive mode, ELECTROPILOT activation, function buttons, engine speed memory
- 3 CEBIS monitor
- 4 ELECTROPILOT with up to four double-acting spool valves
- 5 CEBIS control panel
- 6 Working depth adjustment for front and rear linkage
- 7 Front and rear PTO activation
- 8 Hand throttle
- 9 Transmission in neutral, activate front linkage
- 10 Spool valves
- 11 Four-wheel drive, differential lock, automatic PTO engagement/disengagement, front axle suspension

The height and position of the armrest can easily be adjusted to the driver's requirements.



Control panel (11) in the armrest: four-wheel drive, differential lock, automatic PTO engagement/disengagement and front axle suspension

Logical throughout.



Everything in full view.

Many functions can be controlled using the dials and buttons on the B-pillar:

- 1 PTO speed selection
- 2 Rear linkage settings
- 3 Rear linkage status display
- 4 Operation of the electronic linkage control (ELC)
- 5 Main switch for battery, electronic spool valves, CSM, steering system

Functions that are used less frequently, such as PTO speed preselection and the main switches, are located to the right of the driver's seat. When the driver's seat is rotated, the electronic linkage control can be operated comfortably with an excellent view of the attached implement. Fine adjustment of the electronic linkage control settings can then take place while work is in progress. Two additional buttons for raising and lowering the rear linkage also make implement attachment easier.



Cab

400 hp at your fingertips.

CMOTION multifunction lever.

The CMOTION makes using the main functions of the AXION 900 more convenient and more efficient. Functions are controlled using your thumb and forefingers, allowing your hand to stay in one place for most of the time and preventing fatigue. The height and position of the padded armrest are adjustable.

Rear linkage operation

All the functions needed for the rear linkage are located on the CMOTION:

- Lower to preset working position
- Raise to the preset lift height position
- Incremental adjustment of lifting and lowering at two speeds (slow/fast)

Press and hold the lower button to engage quick entry.





Everything under control.

- 1 Start up/change direction
- 2 Rear linkage
- 3 GPS PILOT
- 4 CSM headland management
- 5 Function buttons F7/F8 and selectable spool valve
- 6 Cruise control
- 7 Change range
- 8 Function buttons F5/F6

The free assignment option for the function buttons on the CMOTION means that there is no longer any need to reposition your hands while you work. All implement-specific functions are easily controlled using the CMOTION.

The following functions can be accessed via the function buttons:

- ISOBUS-enabled implements
- Event counter on/off
- Spool valve



go.claas.com/axion900cmotion

CMOTION



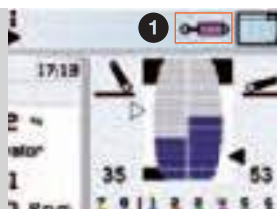
Reliable operation.

The CEBIS monitor and controls are integrated into the armrest. The driver's arm lies on the armrest while he enters the settings in CEBIS so there is no need to compensate for steering movements. This means that all functions can be set immediately and accurately while you work.

CEBIS operation.

The basic machine settings are entered using the CEBIS dial: to select a menu item or set a parameter, turn the dial to the right or left and confirm your selection by pressing the dial. Use the ESC button to leave the menu selected.

Press the DIRECT ACCESS button to open the last activated function, which appears at top right on the CEBIS (1). This saves time and makes it easy to optimise machine settings.

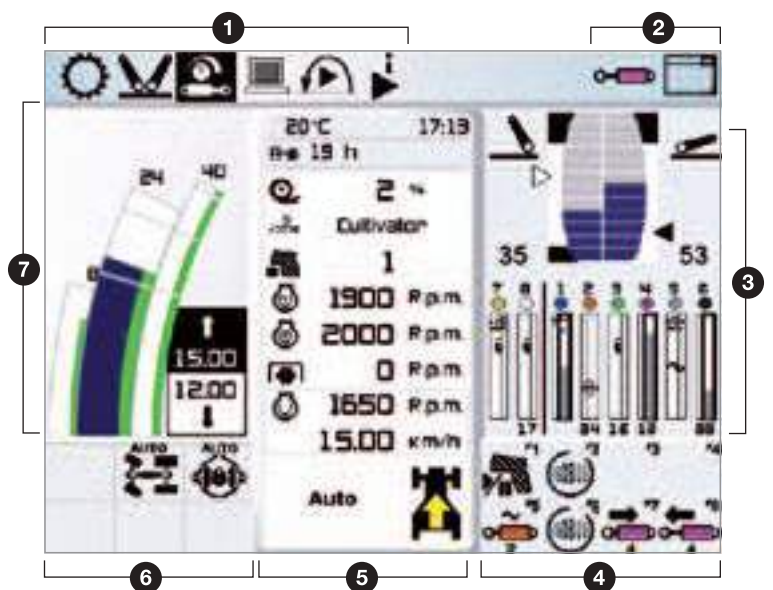


Intelligence comes as standard.



An eye-catching 21 cm screen.

- 1 Menu bar
- 2 DIRECT ACCESS display
- 3 Status of front/rear linkage and spool valves
- 4 Function button assignment
- 5 Transmission status, speed, PTO speed, engine speed memory, job management, wheel slip display, adjustable display, temperature, time
- 6 Vehicle status information
- 7 Driving speed display and cruise control



CEBIS – simply better:

- Only two controls: push/turn dial and ESC
- Quick access to submenus through DIRECT ACCESS
- Integrated performance monitor as standard for checking area output, fuel consumption, job data
- Two different screen layouts to choose from (road travel and field work)



CEBIS



For optimum working conditions.

All AXION 900 models have air conditioning as standard. The components of the air conditioning system are built into the double insulated cab floor. This positioning allows optimum air flow distribution in the cab and significantly reduces the noise level from the air conditioning system. A fully automatic climate control system is available in addition to manual control.

Ventilated and warm: the premium seat.

- Heating and active ventilation make the seat feel good whatever the weather
- Suspension automatically adjusts to the driver's weight

The cooler compartment under the passenger seat has room for two 1.5 l bottles and snacks.



Document box and removable storage box in left-hand console

Comfort down to the last detail.

Illuminated interior.

By day and night, all the controls are illuminated when the headlights are switched on. And the symbols on all the switches are backlit so that they can be operated safely at all times. The brightness of the CEBIS monitor automatically adjusts to the lighting conditions, preventing glare within the cab.



Clear view.

On the right-hand side of the cab, a solid bar extends from the A to the B pillar. Terminals such as the CEBIS MOBILE or COMMUNICATOR can be mounted on this bar. Additional terminals can be attached to the bar individually using a clamp system. Connections to the power supply and ISOBUS connections are located below the bar, preventing unnecessary cable routing and extra hassle when changing devices.



Connections to the power supply (25 A and cigarette lighter) and ISOBUS for additional terminals are located below the right-hand console.

Comfort

Easy on both driver and machine.

Full four-way suspension.

With four suspension points, the cab is fully isolated from the chassis so impacts and vibration do not reach the driver. The combination of springs and dampers creates long suspension travel and operates very effectively thanks to precise adjustment. The entire suspension system is completely maintenance-free.



PROACTIV front axle suspension – complete comfort automatically.

The suspension adjusts to tractor loading and automatically remains in the central position. Changes in load due to braking and turning manoeuvres are also compensated. Parallelogram axle suspension and 90 mm spring travel guarantee a smooth ride, and the robust construction means that dual tyres can be used.



Switch to activate front axle suspension



Top-quality seats.

Three different seats are available – from the air-sprung seat to the premium seat with heating and ventilation. All the seats are from Grammer or Sears. In the seat with active suspension, the suspension is controlled by a sensor which measures the current position and acceleration.

Vibration damping.

Heavy implements mounted on the front and rear create a load on both tractor and driver. Both front and rear linkage are equipped with vibration damping to compensate for peak loads during transport operations and when the attached implement is raised at the headland.



go.claas.com/axion900comfort

Comfort

EASY.
Simply get more done.

Go on. Go easy.

EASY

Efficient Agriculture
Systems by CLAAS.



on board



on field



on track



on farm

The name says it all.

The combined electronics expertise of CLAAS can be summed up in a single word: EASY

This stands for Efficient Agriculture Systems – and lives up to its name. Equipment settings, steering systems, software solutions and more: EASY makes it all simple. Your systems can be matched perfectly with each other, enabling you to get the best performance from your machines and top results for your operation.

Go on. Go easy.

EASY can be broken down into four areas – each a specialisation, together a powerful team.

- on board – machine control and performance optimisation directly from the cab
- on field – increased productivity directly in the field
- on track – machine monitoring and remote diagnostics
- on farm – software solutions for your business






ISOBUS implement control.

Sockets are provided at the front and rear in order to connect ISOBUS-compatible implements to the tractor. The terminal can be connected up in the cab using another socket. In order to meet differing requirements as fully as possible, CLAAS offers a choice of two terminals: the CEBIS MOBILE and the COMMUNICATOR. The CEBIS MOBILE and COMMUNICATOR are mobile components which can be used on other machines depending on the season and the work to be done.

The easy way to increase efficiency.

The CEBIS MOBILE and COMMUNICATOR are operated by a push/turn dial which is used to enter all the settings in the main menu. Frequently used functions are activated by soft buttons next to the monitor.



Flexibility with ISOBUS.

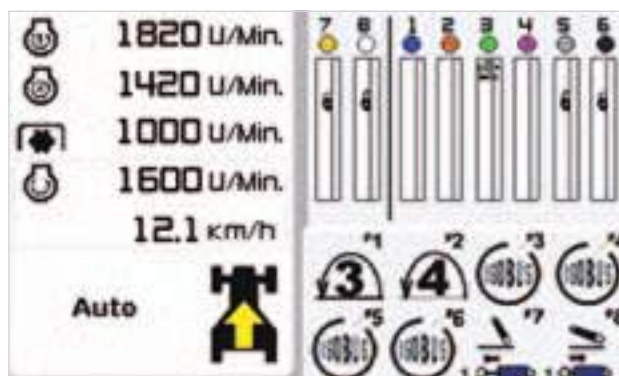


Also suitable for implements from other manufacturers.

The implement currently in use is controlled via a machine-specific display. Thanks to ISOBUS compatibility, implements from other manufacturers can also be operated with the CEBIS MOBILE or COMMUNICATOR.

Function buttons

The AXION 900 has eight F buttons to which different functions can be assigned in CEBIS. The current assignment can be viewed at any time via the CEBIS display. Button assignment to the corresponding function can be freely selected by the driver, enabling each driver to customise tractor operation to his individual requirements.



ISOBUS connections at the front and rear

CEBIS MOBILE

A perfect line.



Optimise operating costs.

Research into cultivation systems shows that there is often an increase in overlap for larger working widths when a guidance system is not used. This means that 7% savings in terms of diesel fuel, machine costs, fertiliser and pesticide could easily be achieved with a CLAAS guidance system.

Improve the quality of your work.

CLAAS steering systems take the pressure off the driver. They show in advance which direction to take, or automatically steer the tractor along the best possible track. Mistakes are eliminated, allowing the driver to concentrate on keeping the tractor running properly, with clear improvements in results.

Correction signal to meet individual needs.

CLAAS has designed its range so that you can take advantage of its flexibility to upgrade your system at any time.

For further information about steering systems, see the CLAAS Steering Systems brochure or ask your CLAAS dealer.





GPS PILOT RTK

- Accuracy +/- 2 to 3 cm
- Up to 20 km coverage
- No licence fees
- Maximum steering precision
- Reference signal can be set by the local dealer
- For machinery fleets or use on multiple farms

GPS PILOT RTK NET

- Accuracy +/- 2 to 3 cm
- Charged access to existing RTK networks
- Maximum steering precision
- For machinery fleets, with considerable range

GPS PILOT BASELINE HD

- Accuracy +/- 4 to 6 cm
- Farm has its own mobile reference station
- Range 3 to 5 km
- Public reference signal
- Reference station can be used by several machines at once

GPS PILOT OMNISTAR HP

- Accuracy +/- 5 to 12 cm
- Dual frequency DGPS
- Correction signal received by satellite
- Quarterly or annual licence costs for the reference signal

GPS COPILOT

- Accuracy to within +/- 15 to 30 cm
- EGNOS satellite signal
- No licence fees
- Manual guidance



Steering systems



CLAAS SEQUENCE MANAGEMENT.

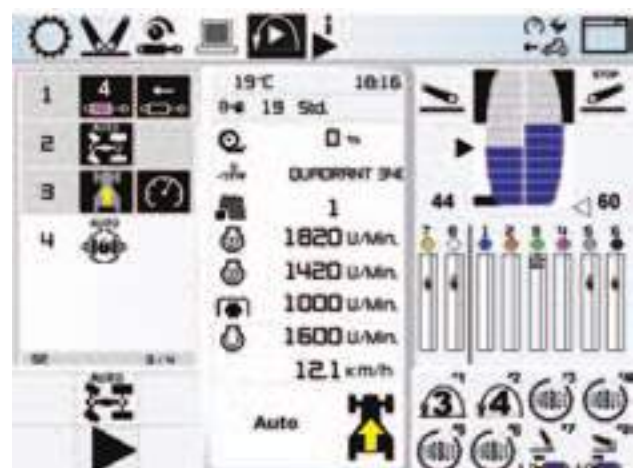
CSM headland management takes the load off you whenever you need to manoeuvre at the headland. By pressing a button, you can run any of the previously recorded functions.

CSM offers:

- Recording of up to four sequences per implement
- Sequence activation on CMOTION
- Sequence display on CEBIS
- Time or distance related recording
- Sequences can be changed and optimised retrospectively

The following functions can be combined in any order:

- Spool valves with time and flow control
- Four-wheel drive, differential lock and front axle suspension
- Front and rear hydraulics
- Cruise control and range selection
- Front and rear PTO
- Engine speed memory



CSM. Makes headlands easy.



Easy to record and run.

Sequences can be recorded on a distance- or time-related basis. There is also an option of recording sequences when the machine is stationary. During recording, clear symbols allow the driver to follow the creation of the sequence step by step on CEBIS. A sequence that is running can be paused and restarted by simply pressing a button.

Non-stop optimisation.

The sequences recorded can be changed and optimised subsequently. Steps can be added and deleted or changed and adapted in minute detail, allowing times, distances and flow volumes to be tailored to current conditions. A sequence that has been recorded for the first time can be refined down to the last detail as you work.



Job management and TELEMATICS.




Implement management with CEBIS.

With CEBIS, details of up to 20 implements can be recorded. All the preset values are permanently assigned to the specific implement.

- Four CSM sequences
- Area calculation – mode and activation
- Working width of attached implement

This saves on unnecessary adjustment tasks when changing implement or driver. You just attach the implement, load the device in CEBIS and start work.

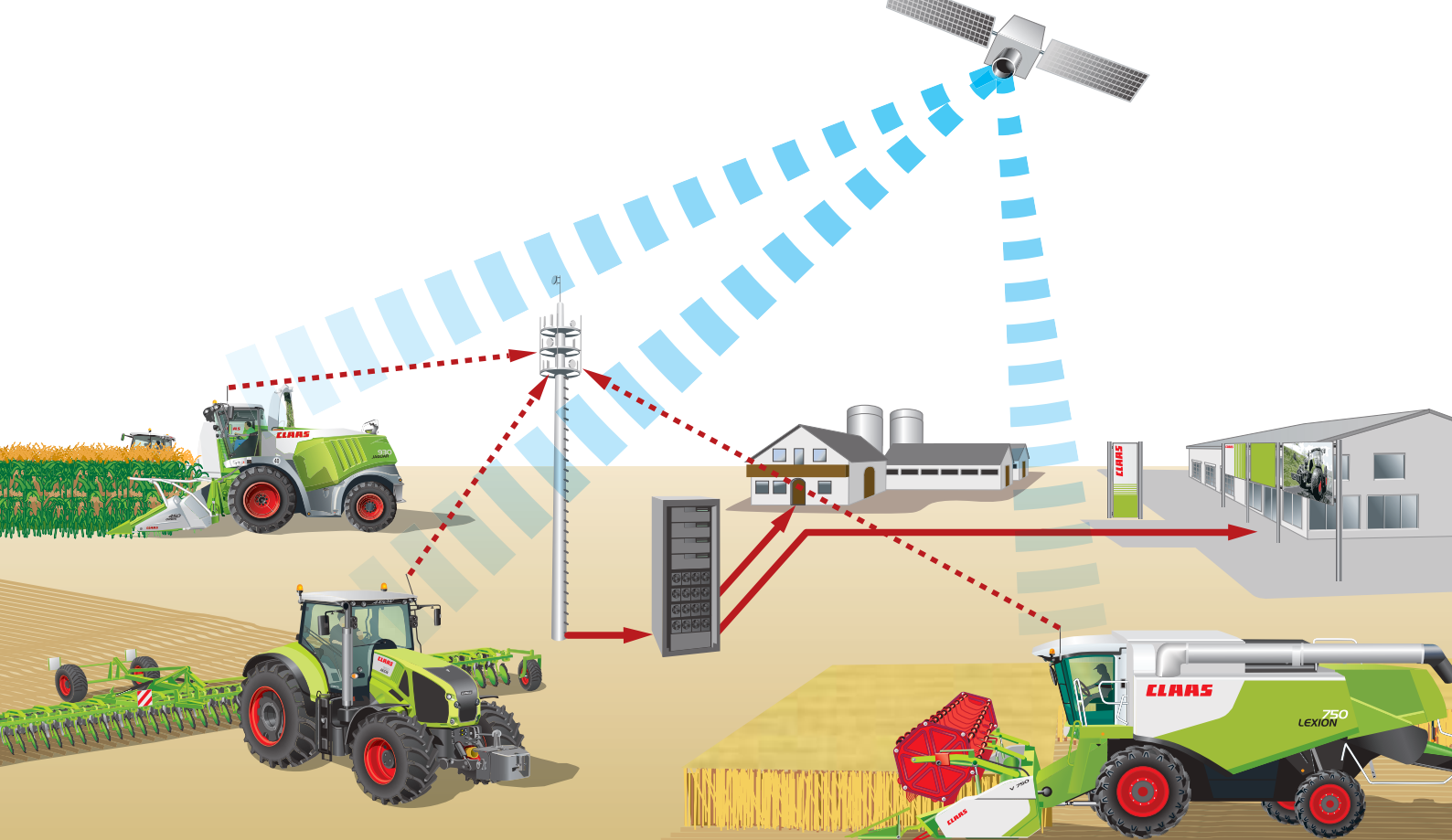


Field management.

Up to 20 jobs can be set up and stored on CEBIS in order to produce documentation for the work done. First you enter the working width, then you can start area calculation and the fuel consumption display per hectare. To get the most accurate results, the speed can be measured by radar.



CEBIS maintenance counter



Good reasons to use CLAAS TELEMATICS:

- Improve work processes: operating time analysis
- Optimise settings: remote monitoring
- Simplify documentation: data collection
- Faster servicing: remote diagnostics.

How CLAAS TELEMATICS works.

TELEMATICS allows you to call up any information about your machine at any time from any location.

The data collected is sent to the TELEMATICS web server at regular intervals via the cellphone network. This enables you or an authorised service partner to access and evaluate the relevant information via the internet.

CLAAS TELEMATICS on the AXION 900.

- 1 Operating time analysis
 - Working time analysis
 - Reduce downtime
 - Review machine settings
 - Optimise fuel consumption
- 2 Asset protection
 - Position indicator in Google Earth®
 - Current activity
- 3 Data collection
 - Automatic data collection for documentation
 - Secure storage on central server
 - Standard interfaces for data export from TELEMATICS
- 4 Remote monitoring
 - Maintenance planning
 - Remote diagnostics with CDS



Fast maintenance.

Daily maintenance work should be as straightforward as possible – because we know from experience that nobody enjoys doing things that are complicated or inconvenient.

- The large, one-piece bonnet opens at the press of a button, providing access to all the engine maintenance points
- The oil can be checked and topped up when the bonnet is closed
- All daily maintenance tasks can be carried out without tools

The long oil change intervals (engine 600 h, transmission and hydraulics 1,200 h) save a great deal of time and money. This means that less valuable working time is lost during the season and the tractor is where it should be – at work.

The battery is housed in a storage compartment on the left-hand side of the tractor. An automatic main battery switch cuts the power supply 90 s after the engine is switched off.



The fuel prefilter is conveniently located by the steps to the cab.

Ready in a flash.

Fresh air for full power.

The large intake panels in the bonnet provide plenty of fresh air for cooling and for the engine air filter. Low flow rates at the intake panels help them to stay clean and permeable at all times.

The radiator assemblies are supported by a robust frame and gas-filled shock absorbers open the radiator panels to two positions for thorough cleaning. Cleaning can therefore be carried out safely and conveniently as required.



Easy access to the cab air filter on the cab roof

Maintenance

Truly reliable. CLAAS Service

Round-the-clock assistance.

You can count on the professionalism and dependability of our First CLAAS Service® team every minute you are out on site. CLAAS importers and sales partners provide a full spare parts supply and reliable round-the-clock customer service worldwide.

We provide accurate diagnoses.

Many years of experience and use of the most advanced diagnostic systems such as CDS enable our service engineers to pinpoint malfunctions in no time at all, and set up dependable configurations and download CEBIS updates.

We speak the same language.

CLAAS dealers are highly trained and equipped with all the specialist tools required. Just as important is the fact that they also have an intimate knowledge of the workings of your farm or contractor business, and know exactly what you expect in terms of skill and reliability.

We're there where you need us.

Our central spare parts warehouse delivers all ORIGINAL CLAAS parts quickly and reliably all over the world. The extensive network of CLAAS dealers ensures that they reach their destination as quickly as possible – wherever you happen to be.



Service is close, even when it's far away.

With CLAAS remote diagnostics, you gain valuable time, and so do we. Our service staff have direct access via the internet to all the performance and electronic data of your AXION, often enabling the problem to be solved remotely. If a service technician is required on site, we have all the necessary information in advance and can send any spare parts required right away.

MAXI CARE® service.

It's possible to plan for reliability and peace of mind. Maximum operational reliability combined with maximum cost security – this is the principle of CLAAS MAXI CARE®. With a range of service packages, MAXI CARE® offers a quality of service tailored perfectly to the needs of each and every business.



First CLAAS Service
MAXI CARE®

Outstanding features.

CPS

- All 400 hp available at all times
- Fully integrated SCR exhaust aftertreatment
- The latest engine technology for high performance and low fuel consumption
- Self-supporting construction for maximum stability
- Special engine frame section provides manoeuvrability
- Long wheelbase and balanced weight distribution
- Compact design with integral front linkage – fully road-compatible
- Continuously variable CMATIC transmission with high mechanical efficiency

Comfort

- Innovative 4-pillar cab
- CMOTION multifunction control lever
- 4-point cab suspension
- Driver's seats with active suspension and ventilation
- Front axle suspension with active height control
- Front and rear linkages with vibration damping

EASY

- Factory-fitted GPS PILOT
- CSM headland management
- Implement management
- TELEMATICS
- ISOBUS

AXION

	950	940	930	920
Engine				
Manufacturer	FPT	FPT	FPT	FPT
Number of cylinders/intake	6/TI	6/TI	6/TI	6/TI
Cubic capacity	cm ³ 8710	8710	8710	8710
Nominal engine speed	rpm 2150	2150	2150	2150
Output at nominal engine speed (97/68/EC) ¹	kW/hp 306/416	282/383	259/353	236/321
Output at nominal engine speed (ECE R 120) ²	kW/hp 298/405	276/375	254/345	232/315
Max. output (ECE R 120) ²	kW/hp 302/410	279/380	257/350	235/320
Constant output range	rpm 1800 - 2150	1800 - 2150	1800 - 2150	1800 - 2150
Engine speed at max. torque	rpm 1200 - 1600	1200 - 1600	1100 - 1600	1100 - 1600
Max. torque (ECE R 120) ²	Nm 1650	1550	1450	1350
Air filter dust aspiration	●	●	●	●
Fuel tank capacity	l 700	700	700	700
Oil-change interval	h 600	600	600	600
CMATIC transmission				
Transmission type	CMATIC	CMATIC	CMATIC	CMATIC
Ground speed (min./max.) 40 km/h version	km/h 0.05/40	0.05/40	0.05/40	0.05/40
Ground speed (min./max.) 50 km/h version	km/h 0.05/50	0.05/50	0.05/50	0.05/50
REVERSHIFT clutchless reverser	●	●	●	●
Rear axle				
Flanged axle	–	–	●	●
Quick-release axle	●	●	○	○
Electrohydraulically activated differential locks	●	●	●	●
Automatic differential lock	●	●	●	●
Max. rear tyres	900/60 R 42	900/60 R 42	900/60 R 42	900/60 R 42
Oil-change interval	h 1200	1200	1200	1200
PTO				
Remote control engagement and emergency stop	●	●	●	●
1000	●	●	●	●
540 ECO / 1000	○	○	○	○
1000 / 1000 ECO	○	○	○	○
Changeable PTO shaft stub	●	●	●	●
PTO shaft stub: 1 3/8" with 6, 8 or 21 splines and 1 1/4" with 20 splines	□	□	□	□

● Standard ○ Optional □ Available – Not available

¹ Performance data fit criteria for admissibility. Performance as per 97/68/EC is identical to 2000/25/EC. ² Meets ISO TR 14396

AXION

	950	940	930	920
4-wheel drive front axle				
Max. steering angle	Degrees 50	50	50	50
Castor angle	Degrees 5	5	5	5
Angle of oscillation	Degrees 8	8	8	8
Turning radius	m 6.8	6.8	6.8	6.8
Track	mm 2190	2190	2190	2190
with tyres	600/70 R 30	600/70 R 30	600/70 R 30	600/70 R 30
PROACTIV suspended front axle	○	○	○	○
PROACTIV suspended and braked front axle	○	○	○	○
Differential lock with multi-disc clutch	●	●	●	●
Designed for dual tyres	●	●	●	●
Pivoting mudguards	●	●	●	●
Hydraulics				
Output at nominal speed, standard (option)	l/min 150 (220)	150 (220)	150 (220)	150 (220)
Max. operating pressure	bar 200	200	200	200
Number of auxiliary spool valves (min./max.)	3–8	3–8	3–8	3–8
ELECTROPILLOT 4-way control	○	○	○	○
Rear linkage				
Max. lifting capacity at ball ends	kg 11250	11250	10950	10950
Continuous lifting power at ball ends	kg 7690	7690	7520	7520
Lifting range	mm 1060	1060	1060	1060
Category	Cat. III/IV	Cat. III/IV	Cat. III/IV	Cat. III/IV
Vibration damping	●	●	●	●
Active slip control	●	●	●	●
Front linkage				
Max. lifting power	t 6.5 or 5.0	6.5 or 5.0	6.5 or 5.0	6.5 or 5.0
Front PTO 1000 rpm	○	○	○	○
Vibration damping	●	●	●	●
External operation	●	●	●	●
Hydraulic connections	○	○	○	○
Trailer socket and ISOBUS	○	○	○	○
Cab				
4-point suspension	●	●	●	●
Multifunction armrest	●	●	●	●
Automatic climate control	○	○	○	○
Passenger seat	●	●	●	●
Cooler compartment	●	●	●	●


● Standard ○ Optional □ Available – Not available

CLAAS continually develops its products to meet customer requirements. This means that all products are subject to change without notice. All descriptions and specifications in this brochure should be considered approximate and may include optional equipment that is not part of the standard specifications. This brochure is designed for worldwide use. Please refer to your nearest CLAAS dealer and their price list for local specification details. Some protective panels may have been removed for photographic purposes in order to present the function clearly. To avoid any risk of danger, never remove these protective panels yourself. In this respect, please refer to the relevant instructions in the operator's manual. All technical specifications relating to engines are based on the European emission regulation standards: Stage. Any reference to the Tier standards in this document is intended solely for information purposes and ease of understanding. It does not imply approval for regions in which emissions are regulated by Tier.

AXION

		950	940	930	920
Dimensions and weights					
(standard tyres, with oil and fuel, without driver)					
Rear wheels		710/85 R 38	710/85 R 38	710/85 R 38	710/85 R 38
Front wheels		620/75 R 30	620/75 R 30	620/75 R 30	620/75 R 30
Length (with front linkage folded and attachment device) (e)	mm	5590	5590	5590	5590
Centre of rear axle to top of cab (a)	mm	2427	2427	2427	2427
Overall height (b)	mm	3452	3452	3452	3452
Wheelbase (c)	mm	3150	3150	3150	3150
Rear axle to cat. IV lower link (d)	mm	1438	1438	1438	1438
Ground clearance, front axle (f)	mm	647	647	647	647
Ground clearance, rear axle (excl. drawbar) (g)	mm	611	611	611	611
Weight without ballast	kg	13060	13060	12840	12840
Max. front ballast with front linkage	kg	1500	1500	1500	1500
Weight distribution with front linkage, without ballast (rear/front)	%	56/44	56/44	55/45	55/45
Max. permissible total weight (40/50 km/h versions)	kg	18000	18000	18000	18000

		950	940	930	920
Tyres					
(standard axle or suspended front axle)					
	Rear tyres	Front tyres			
	650/65 R 42 ¹	540/65 R 30 ¹	□	□	□
	650/85 R 38	520/70 R 34	□	□	□
	650/85 R 38	600/70 R 30	□	□	□
	710/70 R 42	520/70 R 34	□	□	□
	710/70 R 42	600/70 R 30	□	□	□
	800/70 R 38	600/70 R 30	□	□	□
	800/70 R 38	710/60 R 30	□	□	□
	710/75 R 42	620/75 R 30	□	□	□
	710/75 R 42	650/75 R 30	□	□	□
	710/75 R 42	600/70 R 34	□	□	□
	710/75 R 42	650/65 R 34	□	□	□
	710/85 R 38	620/75 R 30	□	□	□
	710/85 R 38	650/75 R 30	□	□	□
	900/60 R 42	710/60 R 34	□	□	□



● Standard ○ Optional □ Available – Not available

¹ Tyres with industrial tread



CLAAS UK
Saxham
Bury St. Edmunds
Suffolk
IP28 6QZ
Tel 01284 763100
claas.co.uk
info-uk@claas.com

HRC / LRC / 320012130813 KK DC 1213