


Versatile
MANUFACTURING LTD.

QUALITY FARM IMPLEMENTS

**MODELS D118 - G125
AND D145
4 WHEEL DRIVE TRACTORS**



PARTS BOOK

1967

57611830

Versatile
MANUFACTURING LTD.

1260 CLARENCE AVE. WINNIPEG 19, MANITOBA

WHEN ORDERING PARTS:

CANADA:

Versatile Mfg. Ltd.
1260 Clarence Ave.
Winnipeg 19, Manitoba
Canada
Area Code 204 - 474-2431

UNITED STATES:

Versatile Parts Inc.
3202-7th Ave. N. Box 1041
Fargo - North Dakota
58102
Area Code 701 - 237-6241

INTRODUCTION

- SECTION 1 — FRONT FRAME LOOSE PARTS
HOOD — FUEL TANKS, PEDALS, AIR FILTERS
- SECTION 2 — ENGINE ACCESSORIES
MOTOR MOUNTS, CLUTCH PARTS, MUFFLERS
- SECTION 3 — TRANSMISSIONS — DRIVELINES
- SECTION 4 — REAR FRAME
DRAW BAR, SUB-FRAME, TIRES
- SECTION 5 — AXLES
- SECTION 6 — HYDRAULICS
- SECTION 7 — ELECTRICAL
- SECTION 8 — COOLING AND FUEL SYSTEM

*Calvo - Mandosa - out of business
Farrco -*

INDEX

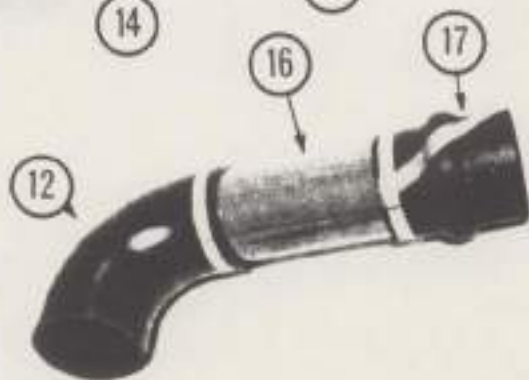

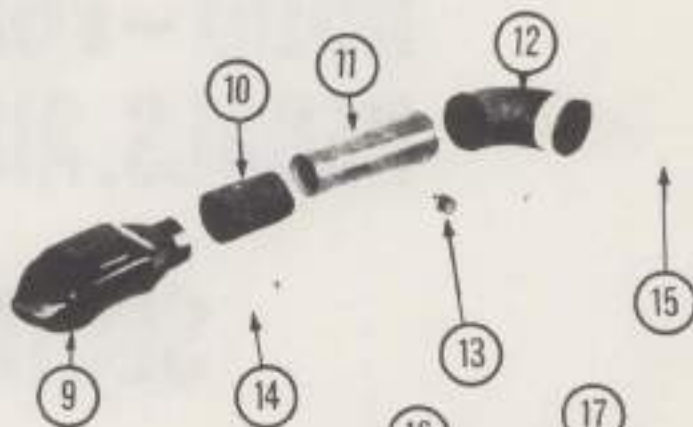
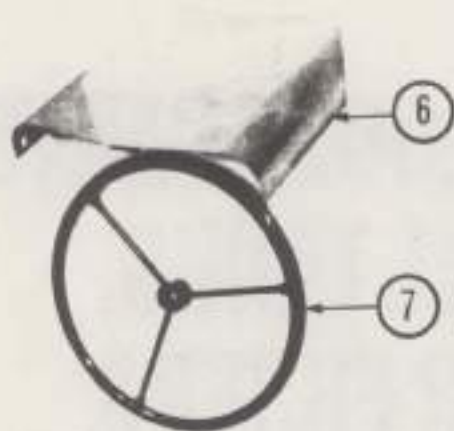


	<u>Sect.</u>	<u>Page</u>
Air Cleaner Cummins V-8 and V-6	1	- 10
Air Cleaner Ford V-8	1	- 8
Brake Assembly	5	- 16
Brake Pedal - Linkage	1	- 6
By-Pass Oil Filter Assembly	2	- 6
Cessna Pump Assembly	6	- 2
Char-Lynn Control Valve	6	- 4
Char-Lynn Steering Control Unit	6	- 10
Char-Lynn Steering Valve Complete	6	- 10
Clark 17000 Series Axle (Front)	5	- 2
Clark 17000 Series Axle (Rear)	5	- 4
Clark 17600 Series Axle (Front)	5	- 6
Clark 17600 Series Axle (Rear)	5	- 8
Clutch Assembly - Loose Parts	2	- 4
Clutch Pedal - Linkage and Clutch Brake - Linkage	1	- 6
Cooling System, Ford V-8	8	- 4
Cooling System, V-6 and V-8 Diesel	8	- 6
Cushion Suspension Seat Assembly	1	- 12
Differential and Carrier Assembly for 17000 and 17600 Series (Front)	5	- 10
Differential and Carrier Assembly (Rear Drive) for 17000 and 17600 Series	5	- 12
Drawbar Assembly	4	- 4
Drive Lines, V-6 Diesel and V-8 Gas	3	- 8
Electrical System, Ford V-8	7	- 2
Electrical System, Cummins V-8 and V-6	7	- 4
Exhaust Assemblies	2	- 8
Filter Assembly	6	- 14
A Frame Assemblies, Front and Rear	4	- 2

	<u>Sect.</u> <u>Page</u>
Fuel Lines	8 - 8
Front and Rear Handrails, Fenders, Fuel Tank, Battery Box, Seat Mounting Assemblies	1 - 4
Gresen Control Valve Assembly (2-Spool Unit)	6 - 8
Hood Assemblies, Front and Rear	1 - 2
Hydraulic Control Lever Complete Assembly (Gresen Control Valve)	1 - 6
Hydraulic Control Lever Complete Assembly (Char-Lynn Control Valve)	1 - 6
Hydraulic Steering Circuit	6 - 16
Hydraulic Steering Cylinder Assembly	6 - 12
Implement Hydraulic System using Char-Lynn Control Valve	6 - 20
Implement Hydraulic System using Gresen Control Valve	6 - 18
Orbitrol Column	6 - 10
Planet Spider Assembly	5 - 14
Rad and Shroud Assembly	8 - 2
Relief Valves	6 - 6
Tires, Rims, Tie Bolts	4 - 6
Transmission Assembly ("A" Series)	3 - 4
Transmission Assembly ("A" Series)	3 - 6
Transmission Shift Mounting Assembly	3 - 2
Throttle Lever - Linkage	1 - 6

NOTES:

**FRONT FRAME LOOSE PARTS
HOOD – FUEL TANKS,
PEDALS, AIR FILTERS**

SECTION 1



REF. NO.	VERSATILE NUMBER	DESCRIPTION	G-125 D-118 D-145		
----------	------------------	-------------	-------------------	--	--

FRONT AND REAR HOOD ASSEMBLIES

1	301-T-103V51	Rear Hood Welded Assembly	1		
	301-T-113V51	Rear Hood Welded Assembly		1	1
2	301-T-115	Center Section - Diesel		1	1
	301-T-116V11	Center Section Welded Assembly	1		
3	301-T-120V51	Front Hood Welded Assembly	1	1	1
4	301-T-127V11	Grill Welded Assembly	1	1	1
5	302-T-101V51	Bottom Grill Mounting Assembly	1	1	1
6	301-T-135	Top Hood - Instrument Panel	1	1	1
7	403-T-144	Steering Wheel	1	1	1
8	301-T-136	Bottom Plate - Instrument Panel	1	1	1
9	601-T-115	Air Horn	1		
10	601-T-105	Chartered Radiator Hose	1		
11	601-T-101	Air Breather Connecting Cone	1		
12	601-T-109	Gates 90° Elbow	1	1	1
13	601-T-114	Service Indicator	1	1	1
14		3-1/2" Trydon Clamp	1		
15		4-1/2" Trydon Clamp	1		
16	601-T-103	Air Filter Connecting Tube		1	
	601-T-104	Air Filter Connecting Tube			1
17	601-T-110	Hump Hose		1	1
18	601-T-111	Cap Assembly			1
	601-T-113	Cap Assembly	1	1	
19		1" Clamp	1	1	1
20	601-T-106V11	Air Stack	1	1	
	601-T-107V11	Air Stack			1



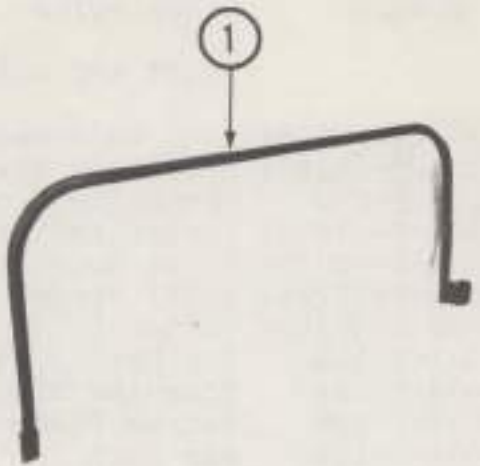
11



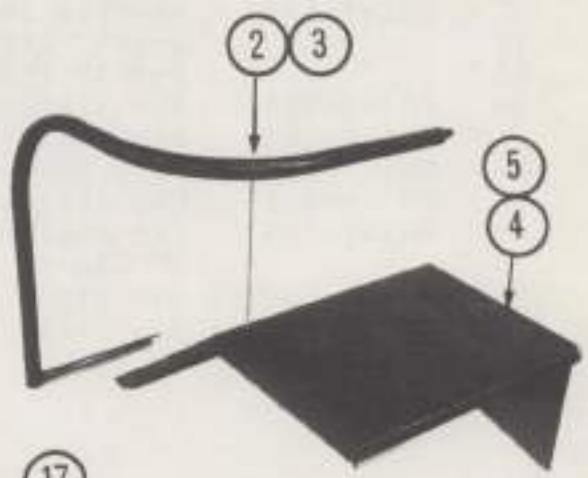
12



13



1




2

3

5

4



14


15



17



16



6

8

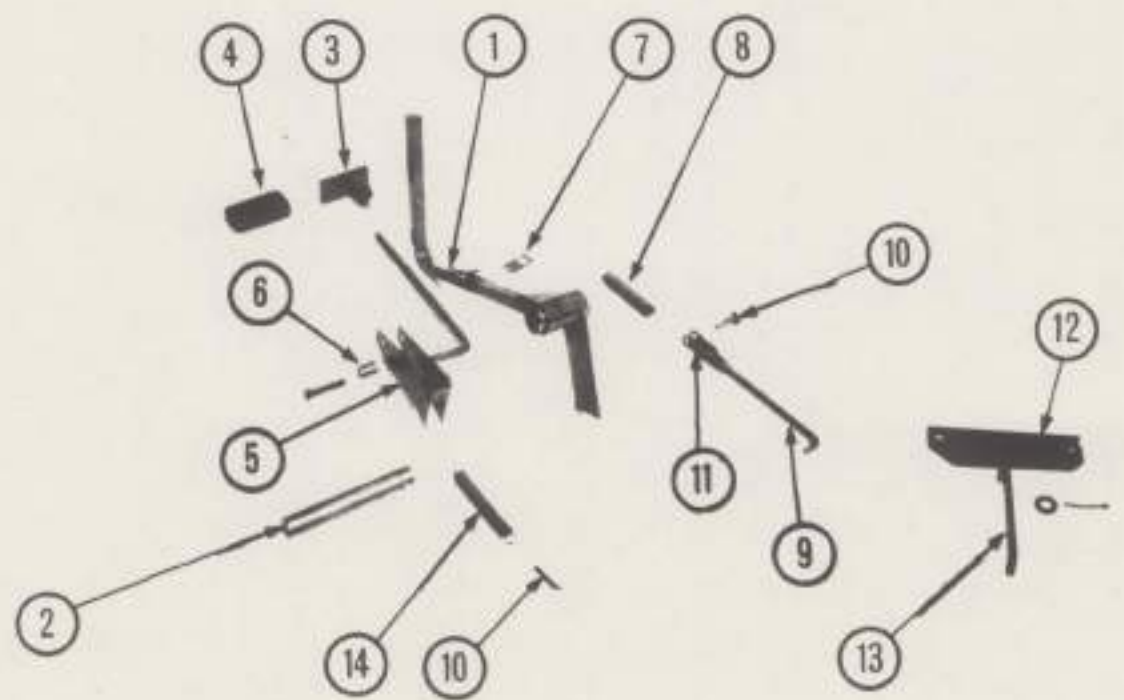
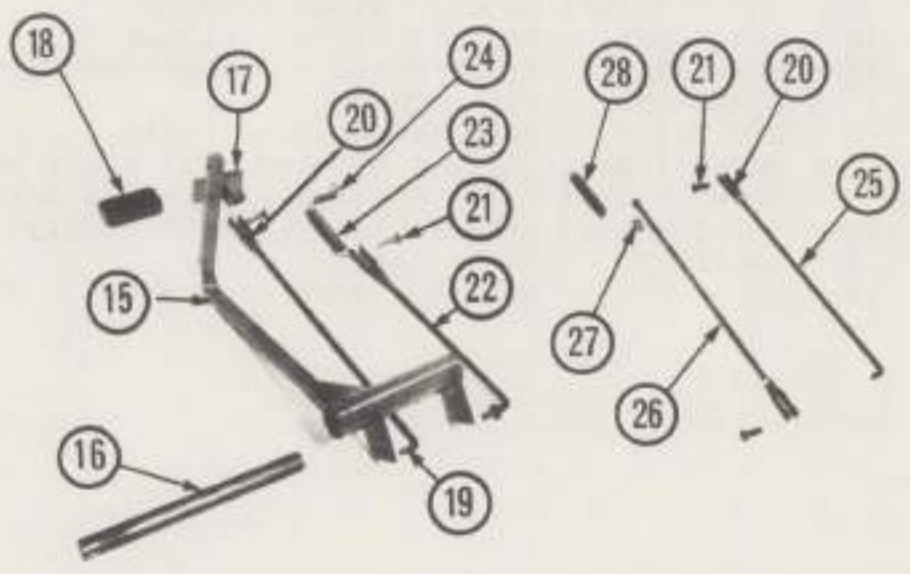
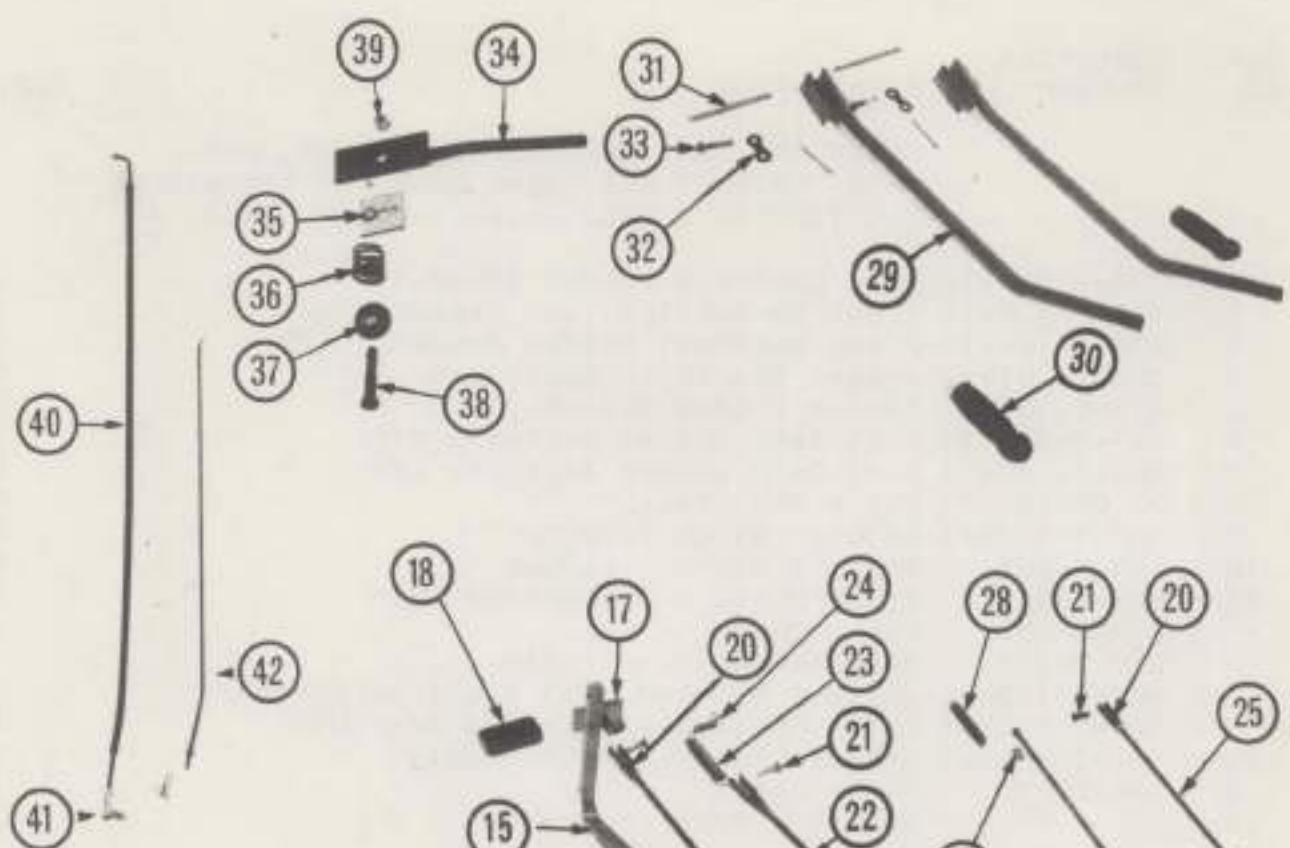
7



9


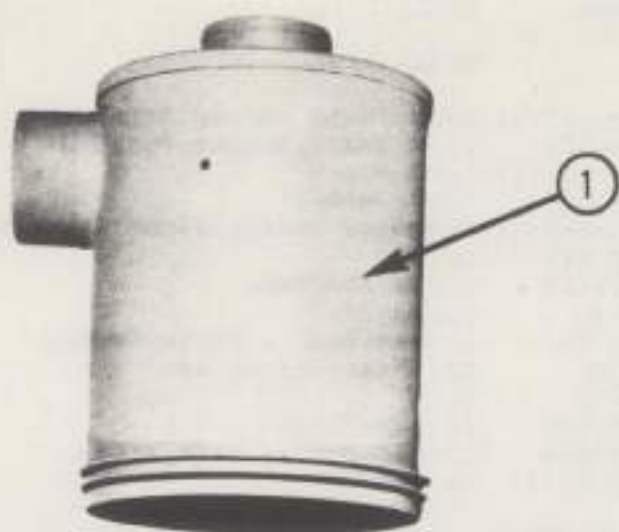
10

REF. NO.	VERSATILE NUMBER	DESCRIPTION	QTY.
FRONT AND REAR HANDRAILS, FENDERS, FUEL TANK, BATTERY BOX, SEAT MOUNTING ASSEMBLIES FOR TRACTOR MODELS G-125, D-118, D-145			
1	403-T-134V11	Rear Handrail Welded Assembly	1
2	403-T-138V11	Front Handrail Welded Assembly R/H	1
3	403-T-137V11	Front Handrail Welded Assembly L/H	1
4	403-T-101V11	Fender Welded Assembly R/H	1
5	403-T-105V11	Fender Welded Assembly L/H	1
6	501-T-104V11	Fuel Tank Welded Assembly R/H	1
7	501-T-103V11	Fuel Tank Welded Assembly L/H	1
8	32.03.06.V1	Cap - Fuel Tank	2
9	100-T-149V11	Ladder Welded Assembly	2
10	100-T-148	Support Angle - Ladder	2
11	403-T-112	Floor Plate - Connecting Part	1
12	403-T-109	Floor Plate	1
13	200-T-147	Rear Frame Cover Plate	1
14	403-T-115V91	Battery Box and Seat Mounting Assembly	1
15	403-T-117V11	Lid - Battery Box Welded Assembly	1
16	103-T-116V51	Battery Box Welded Assembly	1
17	403-T-129	Hinge Pin	1
18	500-T-110	Guard - Cross Over Pipe	1




3

REF. NO.	VERSATILE NUMBER	DESCRIPTION	G-125	D-118	D-145
BRAKE PEDAL - LINKAGE					
1	402-T-102V11	Brake Pedal Welded Assembly	1	1	1
2	402-T-106	Pivot Shaft - Brake Pedal	1	1	1
3	402-T-121V11	Pedal Plate	1	1	1
4	28.03.18.V1	Pedal Rubber	1	1	1
5	402-T-112V11	Emergency Brake Welded Assembly	1	1	1
6	402-T-116	Spacer	1	1	1
7	402-T-124	Spring Bracket	1	1	1
8	SW-115	Spring	1	1	1
9	402-T-110	Linkage Rod - Arm to Pedal	1	1	1
10	SW-713	Flat Head Rivet Pin	2	2	2
11	SW-1203	Yoke	1	1	1
12	402-T-107	Linkage Plate	1	1	1
13	402-T-108	Linkage Rod - Brake Drum	1	1	1
14	36.13.09.V1	Spring	1	1	1
CLUTCH PEDAL - LINKAGE AND CLUTCH BRAKE - LINKAGE					
15	401-T-102V11	Pedal - Clutch Welded Assembly	1	1	1
16	401-T-110	Pivot Shaft - Clutch Pedal	1	1	1
17	401-T-106V11	Pedal Plate Welded Assembly	1	1	1
18	28.03.18.V1	Pedal Rubber	1	1	1
19	401-T-111	Linkage Rod - Clutch		1	1
20	SW-1203	Yoke	2	2	2
21	SW-713	Flat Head Rivet Pin	2	2	2
22	401-T-135V11	Connecting Rod - Clutch Brake (Long) Welded Assembly		1	1
23	36.13.09.V1	Spring		1	1
24	401-T-142	Spring Clip - Brake Pedal Return		1	1
25	401-T-116V11	Connecting Rod - Clutch Brake Welded Assembly	1		
26	401-T-108	Linkage Rod - Clutch	1		
27	401-T-139	Ball Nut 3/8 - 24 NF Ford # 351062-S	1		
28	SW-115	Spring	1		
	404-T-109V51	HYDRAULIC CONTROL LEVER COMPLETE ASSEMBLY (GRESEN CONTROL VALVE)	1	1	1
29	404-T-104V11	Control Lever Welded Assembly	2	2	2
30	36.14.28.V1	Handle Grip	3	3	3
31	404-T-110	Control Lever - Pivot Rod	2	2	2
32	913-T-001	Pivot Link for Gresen Control Valve	4	4	4
33	404-T-107	Rivet Pin (Short) Control Lever	2	2	2
	404-T-102V51	HYDRAULIC CONTROL LEVER COMPLETE ASSEMBLY (CHAR-LYNN CONTROL VALVE)	2	2	2
29	404-T-104	Control Lever Welded Assembly	1	1	1
30	36.14.28.V1	Handle Grip	3	3	3
33	404-T-107	Control Lever Rivet Pin (Short)	1	1	1
	404-T-103	Rivet Pin - Control Lever (Long)	1	1	1
THROTTLE LEVER - LINKAGE					
34	400-T-102V11	Throttle Lever Welded Assembly	1	1	1
35	400-T-109	Friction Washer	1	1	1
36	36.13.07.V1	Compression Spring	1	1	1
37	25.01.07.V1	Spring Retainer	1	1	1
38		1/2 NC - 2-3/4 Bolt	1	1	1
39		1/2 NC Self Locking Nut	1	1	1
40	400-T-105V11	Connecting Pipe Welded Assembly (G-125)	1		
	400-T-111	Connecting Rod (D-145)			1
	400-T-113	Connecting Rod (D-118)		1	
41	913-T-102	Throttle End Ball Joint	1	1	1

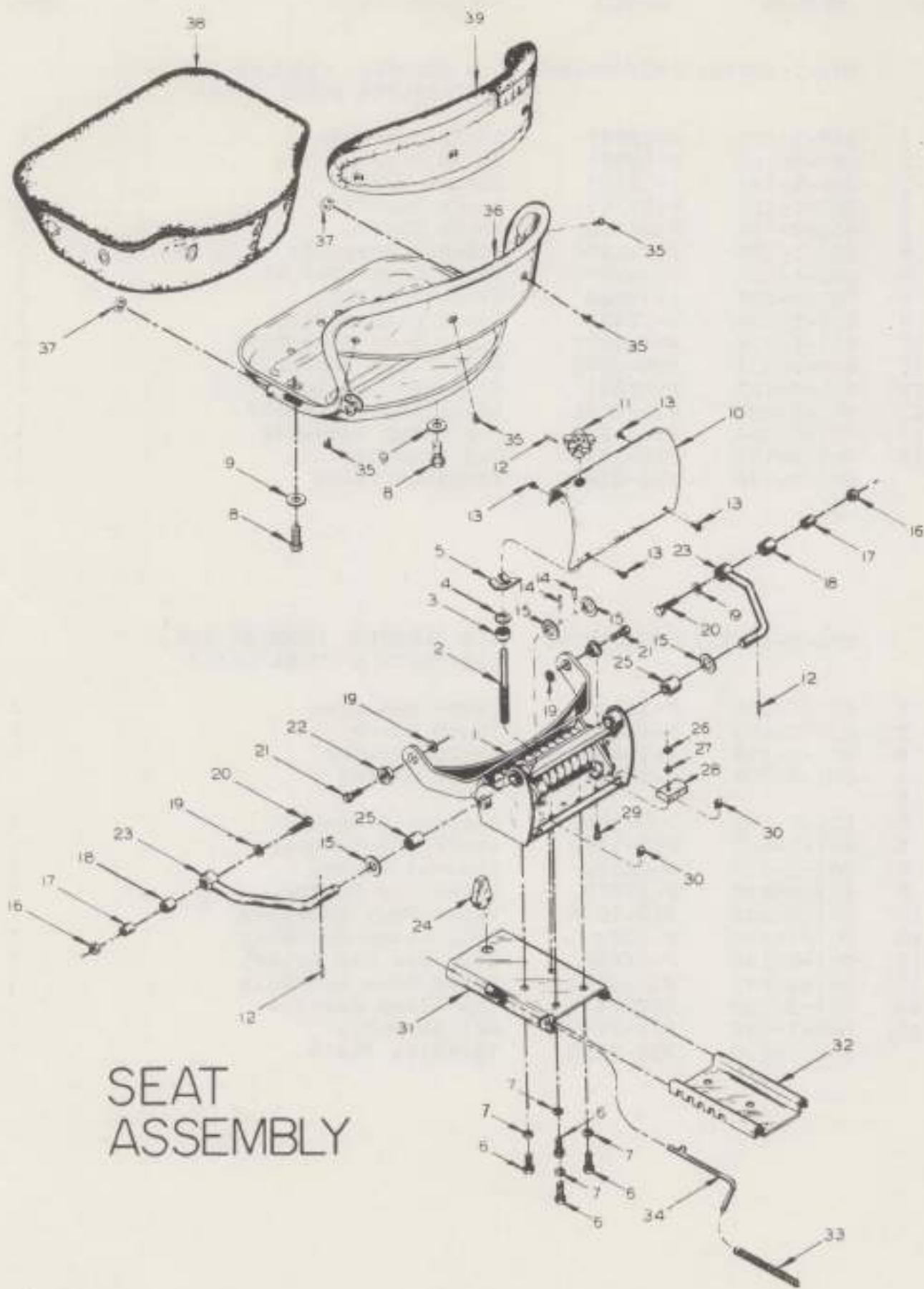


REF. NO.	VERSATILE NUMBER	DONALDSON NUMBER	DESCRIPTION	QTY.
	601-T-150V51	FWG10-0003	AIR CLEANER FORD V-8 FOR TRACTOR MODEL G-125	1
1	601-T-156	P10-3518	Body Assembly	1
2	601-T-152	P10-1234	Element Assembly	1
3	601-T-124	P-18462	Gasket Washer	1
4	601-T-123	P-16984	Thumb Screw	1
5	606-T-151	P-5978	Clamp Assembly	1
6	601-T-153	P10-3135	Baffle Assembly	1
7	601-T-155	P-18663	Cup Gasket	1
8	601-T-154	P10-3519	Cup Assembly	1



REF. NO.	VERSATILE NUMBER	DONALDSON NUMBER	DESCRIPTION	QTY.
	601-T-120V51	SBG12-0259	AIR CLEANER CUMMINS V-8 FOR TRACTOR MODEL D-145	
1	601-T-121	P-17897	Cover Assembly	1
2	601-T-123	P-16984	Thumb Screw	1
3	601-T-124	P-18462	Gasket Washer	1
4	601-T-122	P-17365	Cover Gasket	1
5	601-T-126	P10-1669	Inner Cover	1
6	601-T-125	P10-0890	Element Assembly	1
7	601-T-127	P10-0894	Inner Cover Gasket	1
8	601-T-129	P-18033	Element Gasket	1
9	601-T-130	P-17673	Cover Clip Spring	4
10	601-T-128	P10-0891	Upper Body Assembly	1
11	601-T-131	P10-0895	Body Clamp Assembly	1
12	601-T-132	P-17804	Body and Cup Gasket	2
13	601-T-133	P10-1061	Lower Body Assembly	1
14	601-T-134	P10-0808	Cup Clamp Assembly	1
15	601-T-135	P10-3744	Cup Assembly	1
	601-T-136	P10-3198	Vacuator Valve	1

	601-T-138V51	SBG10-0168	AIR CLEANER CUMMINS V-6 FOR TRACTOR MODEL D-118	
1	601-T-139	P-18180	Cover Assembly	1
2	601-T-123	P-16984	Thumb Screw	1
3	601-T-124	P-18462	Gasket Washer	1
4	601-T-140	P-18181	Cover Gasket	1
5				
6	601-T-141	P10-1066	Element Assembly	1
7	601-T-142	P10-1798	Inner Cover Gasket	1
8	601-T-144	P-18182	Element Gasket	1
9	601-T-130	P-17673	Cover Cup Spring	4
10	601-T-143	P10-1070	Upper Body Assembly	1
11	601-T-145	P-7394	Body Clamp Assembly	1
12	601-T-146	P-18663	Body and Cup Gasket	2
13	601-T-147	P10-1078	Lower Body Assembly	1
14	601-T-148	P-7394	Cup Clamp Assembly	1
15	601-T-149	P10-3742	Cup Assembly	1
	601-T-136	P10-3198	Vacuator Valve	1




SEAT ASSEMBLY

REF. NO.	VERSATILE NUMBER	MANUFACTURERS NUMBER	DESCRIPTION	QTY.
	912-T-100V91	5000-CS	CUSHION SUSPENSION SEAT ASSEMBLY FOR TRACTOR MODELS G-125, D-118, D-145	
1	912-T-101V11	5900-06	Lower Arm Suspension Frame Assembly	1
2	912-T-102	5024	Adjusting Screw	1
3	912-T-103	5025	Ball Thrust Bearing	1
4		5092	7/16 Diameter SAE Washer	1
5	912-T-104	5027	Screw Thrust Plate	1
6		5074	3/8 - 16 x 5/8 UNC Capscrew	4
7		KA-6144	3/8 Lock Washer	4
8		KA-7271	5/16 - 18 x 1 UNC Capscrew	2
9		KA-6145	5/16 Flat Washer	2
10	912-T-105	5007	Suspension Cover	1
11	912-T-106	5026	Hand Knob	1
12		5028	1/8 x 1 Sel-Lock Spring Pin	3
13		5067	10 - 24 x 3/4 Bolts-Sems	4
14		5904	3/16 x 1 Sel-Lock Spring Pin	2
15	912-T-107	5005	5/8 ID x 1-1/8 OD x 18 Ga. Machined Bushing	4
16		634	3/8 UNC Hex Nut	2
17	912-T-108	5013	Spacer Bushing	2
18	912-T-109	5017	9/16 x 11/16 x 3/4 Bushing	2
19		630	3/8 Internal Lock Washer	4
20		KA-6096	3/8 x 1-1/2 UNC Capscrew	2
21		430-P	3/8 x 1-1/8 UNF Capscrew	2
22	912-T-110	480	Ball Bearing	2
23	912-T-111V11	5900-05	Top Arm Welded Assembly	2
24	912-T-112	1818	Rubber Bumper	1
25	912-T-113	5003	5/8 x 7/8 x 1 Bronze Oilite Bushing	2
26		5096	3/16 Square Nut	1
27		5098	3/16 Washer	1
28	912-T-114	5016	Back Bumper	1
29		5075	3/16 x 1 Stove Bolt	1
30		5062	Tinnerman Speednut U-Type 10-24	2
31	912-T-115	5100-04	Top Slide 9fore & aft)	1
32	912-T-116	5101	Slide Mounting Bracket	1
33	912-T-117	5103	Spring	1
34	912-T-118	5100-03	Lock Bolt	1
35		5073	1/4 - 20 x 1/2 UNC Oval Head Bolt	4
36	912-T-119V11	5000-08	Seat Frame	1
37	912-T-120	5411	Tube Plug	2
38	912-T-121	5000-38	Cushion and Cover Assembly	1
39	912-T-122	5000-12	Back Pad	1

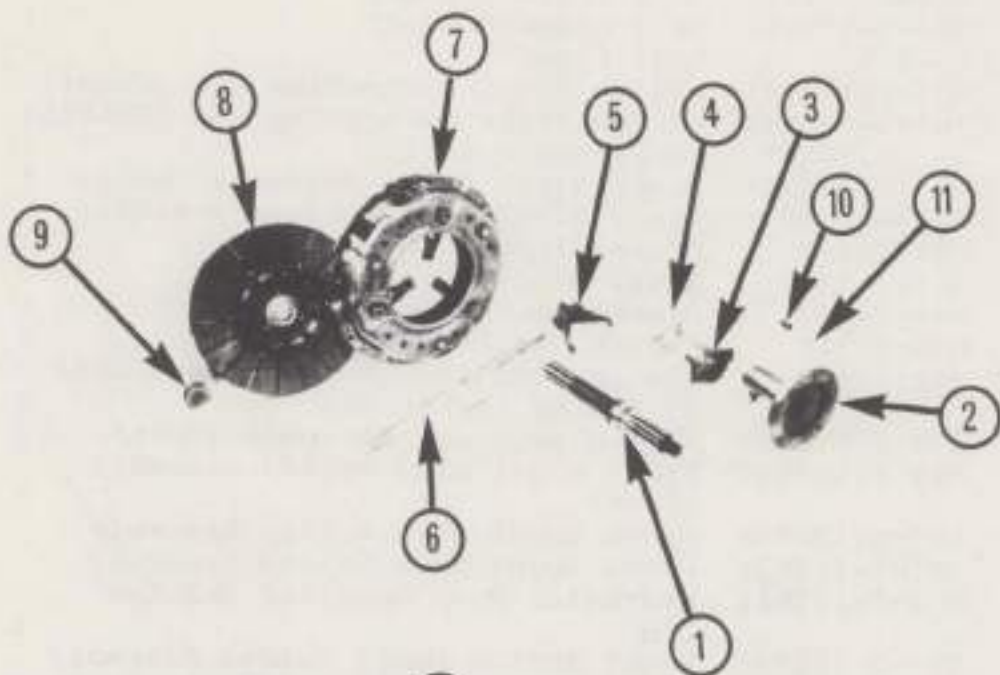

NOTES:

**ENGINE ACCESSORIES
MOTOR MOUNTS, CLUTCH PARTS
MUFFLERS**

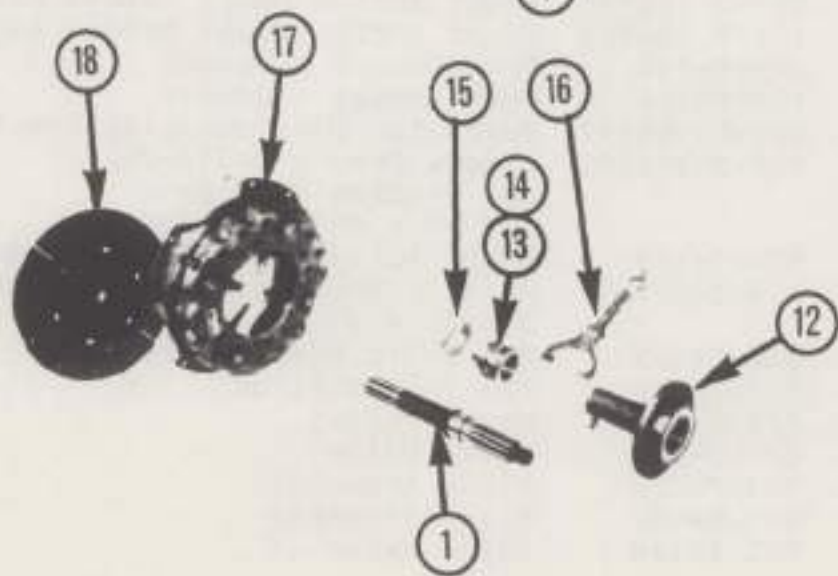
SECTION 2



REF. NO.	VERSATILE NUMBER	DESCRIPTION	G-125 D-118 D-145		
1	600-T-121	Clark SAE # 3 Clutch Housing		1	1
	600-T-123	Ford Clutch Housing # C4TA-7500H	1		
2	600-T-116	Clutch Fork Shaft		1	1
3	600-T-112	Clutch Release Arm		1	1
4	600-T-120	Bell Housing Hand Hole Cover		1	1
5	600-T-101	Clutch Bearing Plate		1	1
	600-T-103	Clutch Bearing Plate	1		
6	600-T-102	Clutch Shaft	1	1	1
7	101-T-104V11	Rear Mount Welded Assembly R/H		1	1
8	101-T-111	Rear Mount - Rubber	2	2	2
9	101-T-110	Top Plate - Back Motor Mounts	2	2	2
10	101-T-137V11	Rear Motor Mount Welded Assembly L/H		1	1
11	401-T-121V11	Bell Crank Support		1	1
	401-T-118V11	Bell Crank Support	1		
12	53-734	Bell Crank	1	1	1
13	401-T-143V11	Clutch Brake Connecting Rod (Short)		1	1
	401-T-123V11	Clutch Brake Connecting Rod (Short)	1		
14	34, 13, 10, V1	Compression Spring	1	1	1
15	401-T-125V11	Brake Block Pivot Welded Assembly	1		
	401-T-130V11	Brake Block Pivot Welded Assembly		1	1
16	401-T-132	Brake Block	1	1	1
17	401-T-134	Brake Block Pivot Support		1	1
	401-T-133	Brake Block Pivot Support	1		
18	600-T-117	Clutch Shaft Yoke Spacer	1	1	1
19	302-T-104	Spicer Yoke 1550 Series # 4-4-2031	1	1	1
20		1" -14 NF Castle Nut	1	1	1
21	101-T-133V51	Engine Mounting Assembly (Rear)	1		
22	101-T-159V51	Front Mount Base Welded Assembly (Ford)	1		
	101-T-150V51	Front Mount Base Welded Assembly		1	
	101-T-149V51	Front Mount Base Welded Assembly			1
23	101-T-121V11	Hydraulic Pump Mounting Bracket L/H	1	1	1
24	101-T-112V11	Front Engine Mount Welded Assembly		1	1
	101-T-139V11	Front Engine Mount Welded Assembly	1		
25	101-T-167	Front Mount - Damper	1		1
	101-T-168	Front Mount - Damper		1	
26	101-T-126V11	Hydraulic Pump Mounting Bracket	1	1	1
27	705-T-101V51	Cessna Pump # 24315-OBAA			
		See Section 6, Page 1	2	2	2
28		1/2 NC x 4" Set Screw	2	2	2
29	914-T-101	8" OD Pulley for Hydraulic Pump	2	2	2
30	914-T-102	H 11/16 Browning Split Bushing	2	2	2
31		3/4 NC x 4" Hex Head Bolt	1	1	1
32	900-T-103	Hydraulic Pump Belt # B-48	2	2	2
33	602-T-106	Fan Pulley Studs		6	6
34	602-T-104	Motor Pulley		1	1
	602-T-107	Motor Pulley	1		
35	903-T-106	Blade Assembly	1		
	903-T-107	Blade Assembly		1	
	903-T-108	Blade Assembly			1




DIESELS



FORD

REF. NO.	VERSATILE NUMBER	DESCRIPTION	QTY.
CLUTCH ASSEMBLY - LOOSE PARTS			
CLUTCH ASSEMBLY FOR TRACTOR MODELS D-118, D-145			
1	600-T-102	Clutch Shaft	1
2	600-T-109	Release Bearing Assembly Sleeve	1
3	600-T-115	Release Bearing Carrier	1
4	901-T-117	Release Bearing	1
5	600-T-111	Clutch Fork	1
6	600-T-116	Clutch Fork Shaft	1
7	600-T-128V51	Clutch Assembly	1
8	600-T-129V11	Clutch Disc	1
9	36.01.13.V1	Bearing	1
10	600-T-118	Release Bearing Backspring	1
11	600-T-119	Spring Clip	1
CLUTCH ASSEMBLY FOR TRACTOR MODEL G-125			
12	600-T-107	Release Bearing Assembly Sleeve	1
13	600-T-108	Release Bearing Carrier	1
14		1/4 x 1/8 x 1-7/8 ID Felt Ring	1
15	901-T-117	Release Bearing	1
16	601-T-110	Clutch Fork	1
17	600-T-126	Clutch Assembly	1
18	600-T-127	Disc Assembly	1



1




2



3



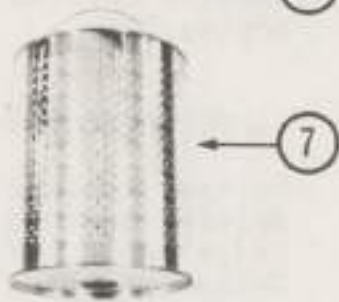
4




5



6



7



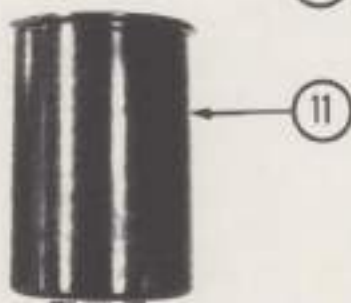
8



9



10



11



12



13



12



13

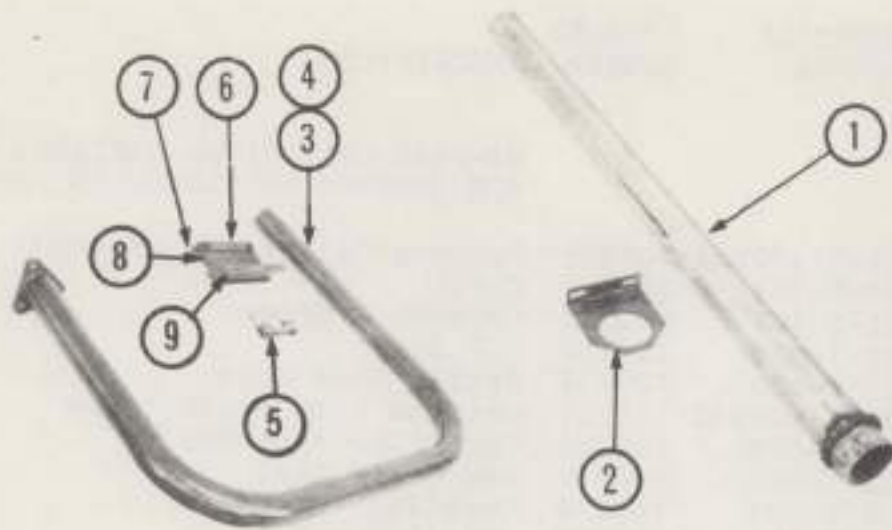


14

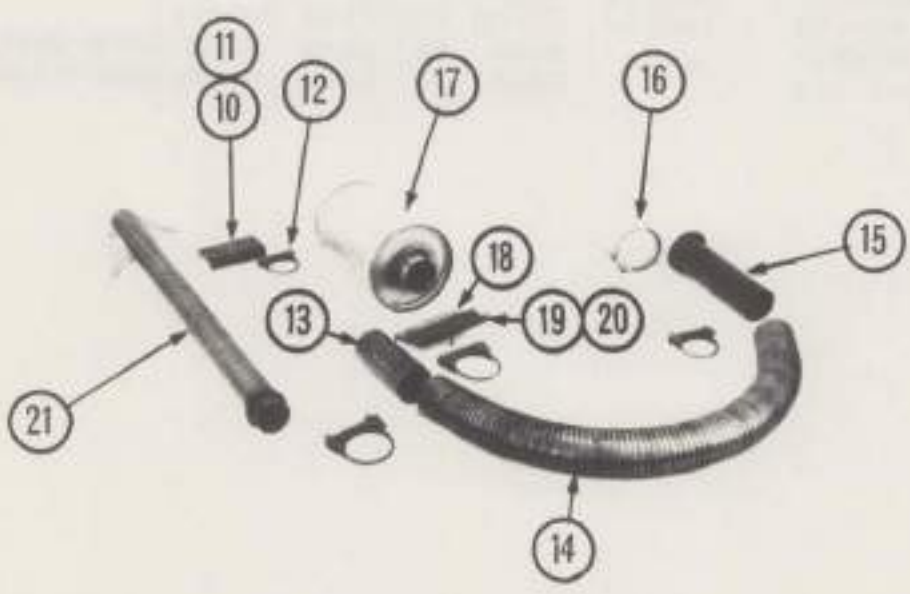
15

REF. NO.	VERSATILE NUMBER	CUMMINS NUMBER	DESCRIPTION	QTY.
BY-PASS OIL FILTER ASSEMBLY FOR TRACTOR MODELS D-118, D-145				
1	711-T-100V51	250826	By-Pass Oil Filter Assembly	1
2	711-T-101	159667	Cover	1
3	711-T-102	252055	Support - Upper	1
4	711-T-103	116029	"O" Ring	1
5	711-T-104	150037	Spring Hold Down	1
6	711-T-105V11	131911	Orifice Flow Restriction	1
7	711-T-106	136500	Cartridge Assembly	1
8	711-T-107	145640	Top Cover Seal	1
9	711-T-108	150038	Coupling - Half	1
10	711-T-109	150039	Coupling - Half	1
11	711-T-110	252135	Shell Assembly	1
12	711-T-111	250163	Bracket Mounting	1
13	711-T-112	145665	Strap Mounting Bracket	1
14	711-T-113		Hose, 52" Long # D8-HA06-08MB x 08MB	1
15	711-T-114		Hose, 35" Long # D8-HA06-08MB x 06MB	1

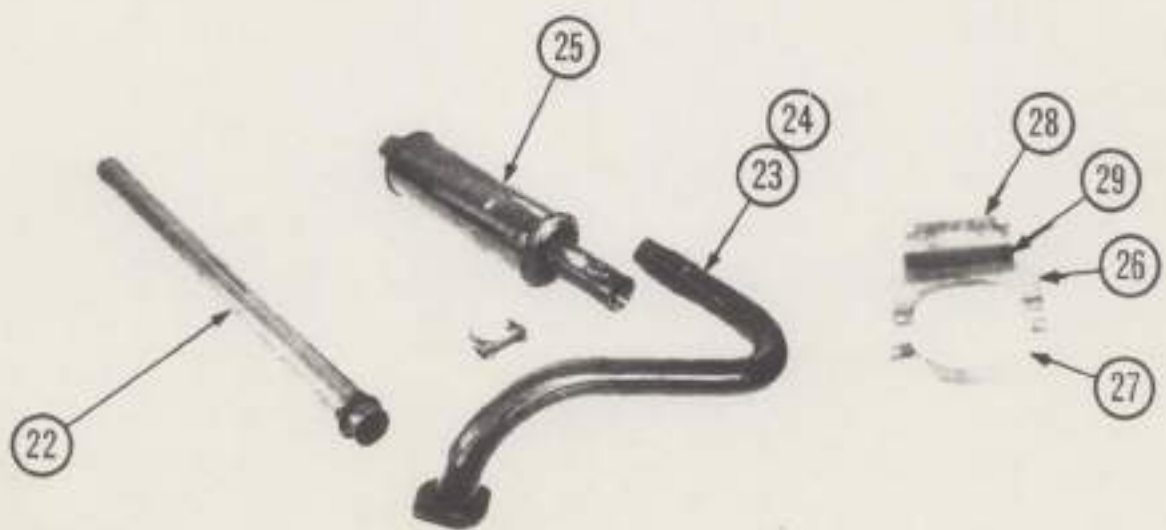
MODEL G 125



D 150

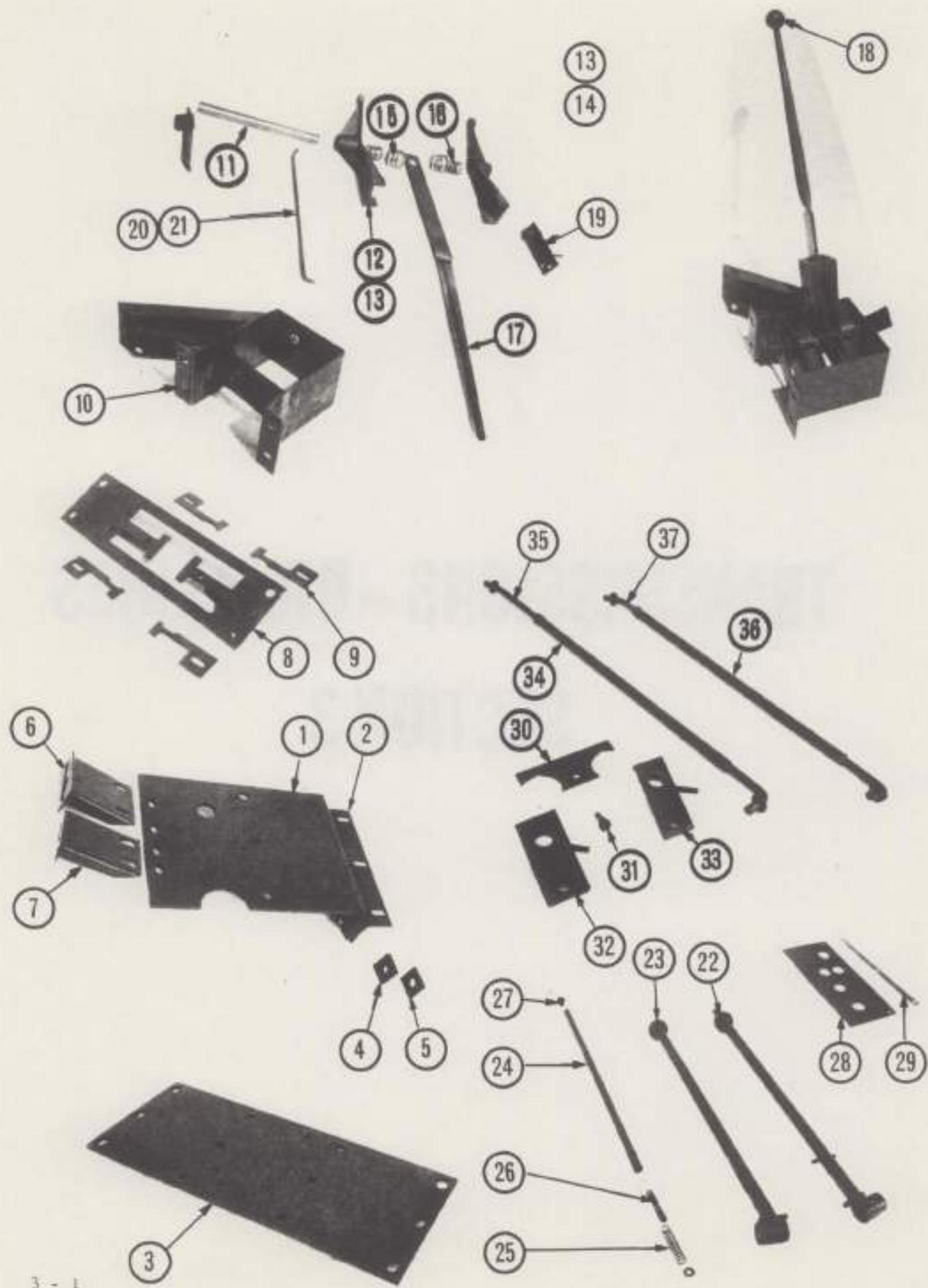


O 118

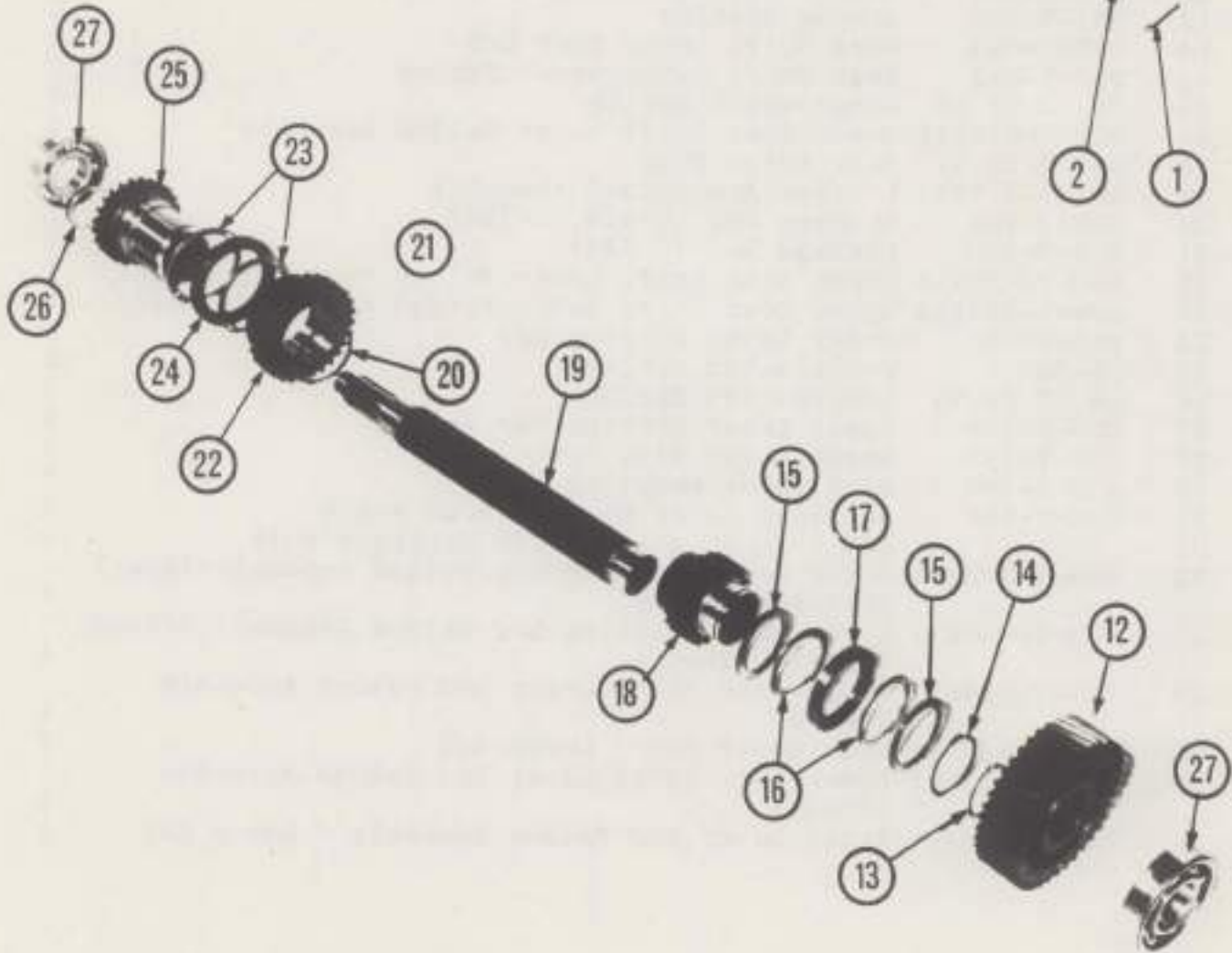
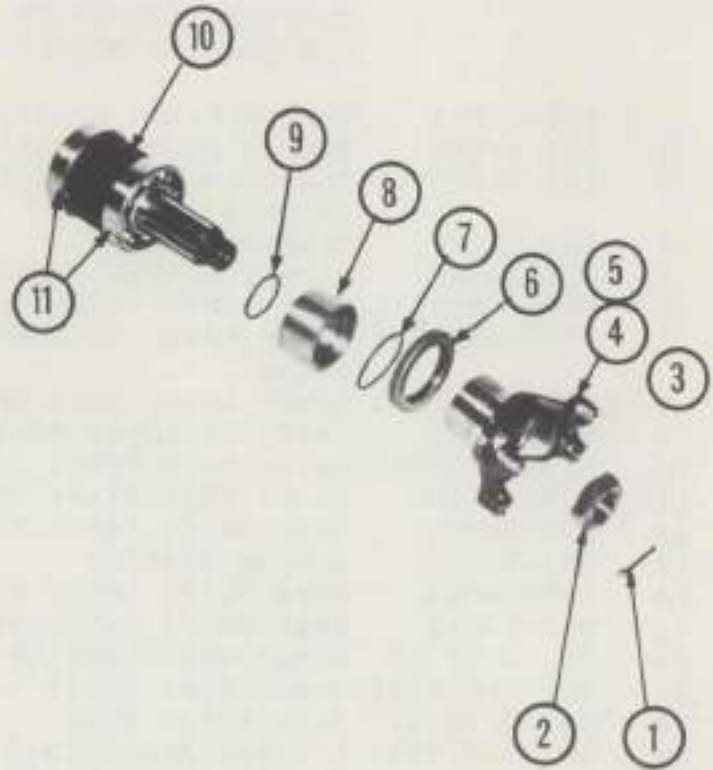


REF. NO.	VERSATILE NUMBER	DESCRIPTION - EXHAUST ASSEMBLIES	QTY.
<u>FORD V-8 G-125</u>			
1	606-T-107	Exhaust Pipe - Straight Extension	2
2	606-T-112	Mounting Bracket (Upper) - Exhaust Pipe	2
3	606-T-105V11	Exhaust Pipe Welded Assembly R/H	1
4	606-T-102V11	Exhaust Pipe Welded Assembly L/H	1
5		2-1/2" Muffler Clamp	2
6	606-T-110	Hanger Back Plate - Exhaust Pipe	4
7	606-T-108	Offset Hanger Bracket - Exhaust Pipe	2
8	606-T-109	Hanger Bracket - Exhaust Pipe	2
9	606-T-111	Exhaust Pipe Hanger Mounting Plate	2
<u>CUMMINS V-8 D-145</u>			
10	606-T-117	R/H Mounting Bracket (Upper) - Exhaust Pipe	1
11	606-T-143	L/H Mounting Bracket (Upper) - Exhaust Pipe	1
12		3" Muffler Clamp	8
13	606-T-133	Extension Pipe - Exhaust Pipe	2
14	606-T-131	Exhaust Flex Hose	2
15	606-T-132V11	Extension Pipe Welded Assembly (Manifold End) - Exhaust	2
16	606-T-121	Exhaust Clamp - Manifold	2
17	606-T-123	Muffler (Donaldson # MFM-0800018)	2
18	606-T-108	Hanger Offset Bracket - Exhaust Pipe	2
19	606-T-118	R/H Mounting Bracket - Exhaust Pipe	1
20	606-T-144	L/H Mounting Bracket - Exhaust Pipe	1
21	606-T-125V11	Muffler Extension Pipe	2
<u>CUMMINS V-6 D-118</u>			
22	606-T-147V11	Muffler Extension Pipe	2
23	606-T-135V11	Exhaust Pipe Welded Assembly R/H	1
24	606-T-136V11	Exhaust Pipe Welded Assembly L/H	1
25	606-T-122	Muffler (Donaldson # MFMOS-5009)	2
26	606-T-141	Hanger Bracket - Exhaust Extension Pipe	2
27	606-T-142	Hanger Clamp - Exhaust Extension Pipe	2
28	606-T-108	Hanger Offset - Exhaust Pipe	2
29	606-T-110	Hanger Back Plate - Exhaust Pipe	2
30		2-1/2" Muffler Clamp	2

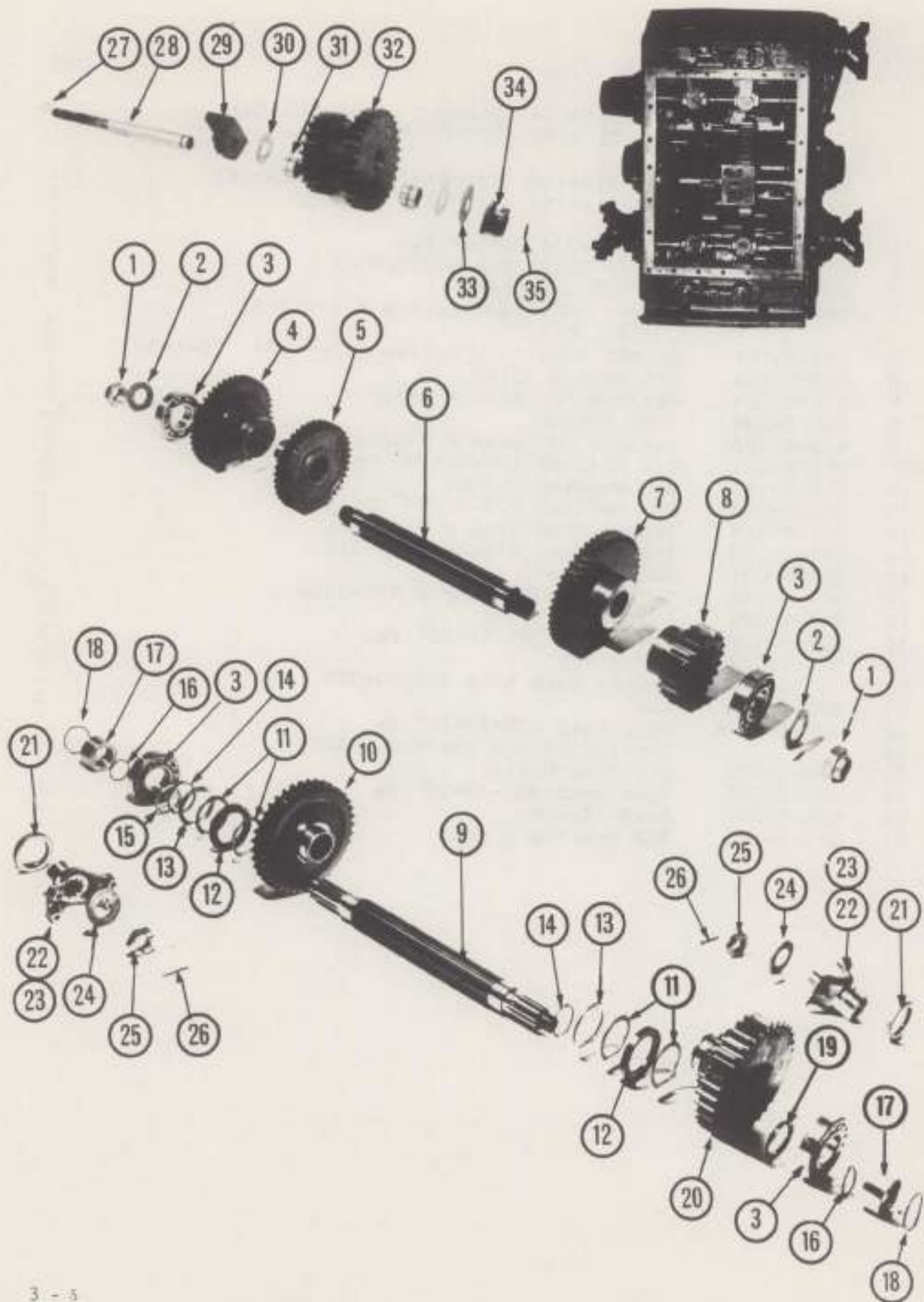
TRANSMISSIONS – DRIVELINES
SECTION 3



REF. NO.	VERSATILE NUMBER	DESCRIPTION	QTY.
TRANSMISSION SHIFT MOUNTING ASSEMBLY FOR TRACTOR MODELS G-125, D-118, D-145			
1	101-T-144	Transmission Mounting Plate (Upper)	1
2	101-T-145	Transmission Mounting Plate Bracket	1
3	101-T-107V11	Transmission Mounting Plate Welded Assembly (Bottom)	1
4	603-T-108	Vibration Pad	3
5	101-T-146	Vibration Pad Washer	3
6	803-T-023V11	Upper Lever Lock Bracket Welded Assembly (Rear)	1
7	803-T-020V11	Upper Lever Lock Bracket Welded Assembly (Front)	1
8	803-T-011V11	Lower Lever Lock Bracket Welded Assembly	1
9	803-T-047	Shifting Lever Neutral Lock Plate	4
10	803-T-005V11	Lever Fork Pivot Bracket Welded Assembly	1
11	803-T-010	Lever Fork Pivot Shaft	1
12	803-T-003	Gear Shift Lever Fork R/H	1
13	901-T-108	Bronze Bushing	2
14	803-T-004	Gear Shift Lever Fork L/H	1
15	803-T-048	Gear Shift Compression Spring	2
16	36.13.07.V1	Compression Spring	2
17	803-T-016V11	Lever Gear Shift Lever Welded Assembly	1
18	36.12.33.V1	Gear Shift Knob	1
19	402-T-117V11	Linkage Arm Welded Assembly	2
20	402-T-109	Linkage Rod (D-118, G-125)	1
21	402-T-123	Linkage Rod (D-145)	1
22	803-T-026V11	Upper Gear Shift Lever Welded Assembly (Front)	1
23	803-T-031V11	Upper Gear Shift Lever Welded Assembly (Rear)	1
24	803-T-030	Upper Lever Locking Bar	2
25	SW-529	Compression Spring	2
26	36.13.04.V1	Compression Spring	4
27	803-T-049	Upper Lever Locking Bar Knob	2
28	403-T-111	Range Lever Slot Cover	1
29	403-T-110	Slot Cover Mounting Strip	1
30	803-T-047	Shifting Lever Neutral Lock Plate	2
31		3/8 - 16 NC x 1/2 x 1/2 Stripper Bolt	2
32	803-T-043V11	Lower Gear Shifting Lug Welded Assembly (Rear) (Outside Trans)	1
33	803-T-040V11	Lower Gear Shifting Lug Welded Assembly (Front) (Outside Trans)	1
34	803-T-034V11	Lower Gear Shift Lever Rod Welded Assembly (Rear)	1
35	803-T-045V11	Rear Lever Rod - Lower End	1
36	803-T-033V11	Lower Gear Shift Lever Rod Welded Assembly (Front)	1
37	803-T-038V11	Front Lever Rod Welded Assembly - Lower End	1

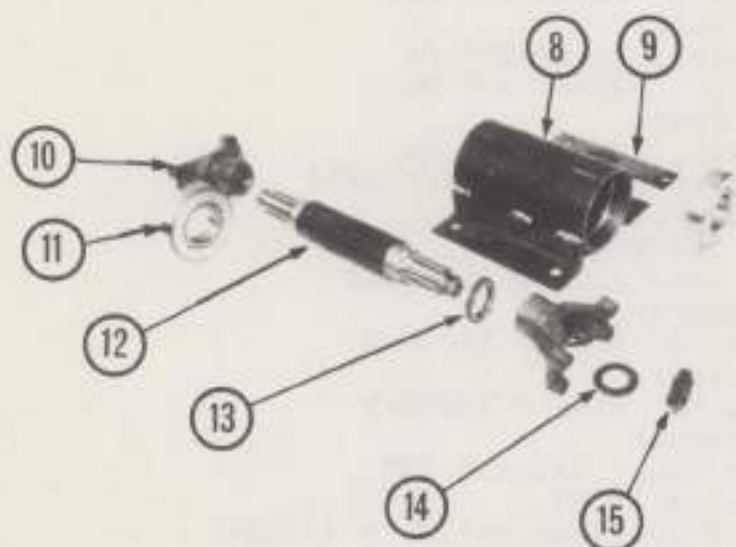



REF. NO.	VERSATILE NUMBER	DESCRIPTION	QTY.
		TRANSMISSION ASSEMBLY ("A" SERIES) FOR ALL 1967 TRACTOR MODELS	
	800-T-046V91	Transmission Assembly (G-125, D-118)	1
	801-T-003V91	Transmission Assembly (D-145)	1
1		1/8 x 2-3/4 Cotter Pin	3
2	901-T-109	Spicer Shaft Nut # 230160-1	3
3	800-T-034	Shaft Nut Washer	3
4	902-T-102	Spicer Yoke 1550 Series # 4-4-2041 (G-125, D-118)	3
5	902-T-101	Spicer Yoke 1600 Series # 5-4-771 (D-145)	3
6	915-T-103	C/R Seal # 23710	3
7	915-T-104	Garlock "O" Ring # 24850-7	3
8	800-T-024	Yoke Spacer	13
9	915-T-105	Garlock "O" Ring # 24850-2	3
10	800-T-001	R/H Helical 19T-6P-20 ^o Pa.	1
11	901-T-115	SKF Bearing # 6309	2
12	800-T-002	R/H Helical 39T-6P-20 ^o Pa.	1
13	901-T-114	Truarc Snap Ring # 5100-231	1
14	901-T-110	Truarc Snap Ring # 5100-275	3
15	800-T-031	Collar Spacer	4
16	901-T-111	Torrington Bearing # NTA-4458	6
17	800-T-030	Shifting Collar	3
18	800-T-004	Spur Gear 19T-5P-20 ^o Pa.	1
19	800-T-003	Top Shaft	1
20		Truarc Snap Ring # 5100-350	1
21	800-T-054	Key	2
22	800-T-005A	Spur Gear 27T-5P-20 ^o Pa.	1
23		Torrington Bearing # NTA-6074	2
24	800-T-029	Shifting Collar	1
25	800-T-005	Spur Gear 23T-5P-20 ^o Pa.	1
26	800-T-007	Shaft Spacer	2
27	901-T-113	SKF Bearing # 6311	2

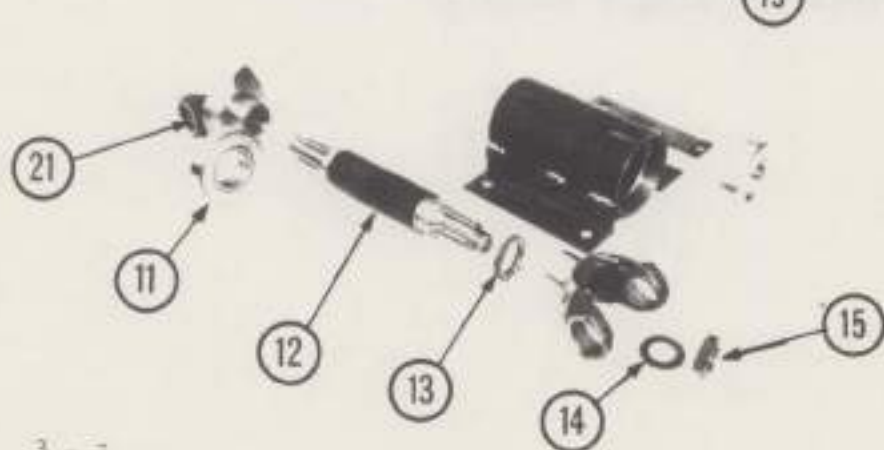



13

REF. NO.	VERSATILE NUMBER	DESCRIPTION	QTY.
		TRANSMISSION ASSEMBLY ("A" SERIES) FOR ALL 1967 TRACTOR MODELS	
	800-T-046V91	Transmission Assembly (G-125, D-118)	1
	801-T-003V91	Transmission Assembly (D-145)	1
1	901-T-116	1-1/2 - 12 NF Cone Lock Nut	2
2	800-T-033	Cone Lock Nut Spacer	2
3	901-T-112	SKF Bearing # 21311	4
4	800-T-011A	Cluster Gear, 43T and 20T	1
5	800-T-009	Spur Gear, 39T-5P-20° Pa.	1
6	800-T-013	Center Shaft	1
7	800-T-008	Spur Gear, 47T-5P-20° Pa.	1
8	800-T-006	Spur Gear, 22T-4P-20° Pa.	1
9	800-T-016	Bottom Shaft	1
10	800-T-015	Spur Gear, 36T-4P-20° Pa.	1
11	901-T-111	Torrington Bearing # NTA-4458	6
12	800-T-030	Shifting Collar	3
13	800-T-031	Collar Spacer	4
14	901-T-110	Truarc Snap Ring # 5100-275	3
15	800-T-007	Shaft Spacer	2
16	915-T-105	Garlock "O" Ring # 24850-2	3
17	800-T-024	Yoke Spacer	3
18	915-T-104	Garlock "O" Ring # 24850-7	3
19	800-T-053	Shaft Spacer	1
20	800-T-014	Cluster Gear, 34T and 23T	1
21	915-T-103	C/R Seal # 23710	3
22	902-T-102	Spicer Yoke, 1550 Series # 4-42041 (G-125, D-118)	3
23	902-T-101	Spicer Yoke, 1600 Series # 5-4-771 (D-145)	3
24	800-T-034	Shaft Nut Washer	3
25		Spicer Shaft Nut # 230160-1	3
26		1/8 x 2-3/4 Cotter Pin	3
27	915-T-101	Garlock "O" Ring # 24849-19	1
28	800-T-041	Reverse Gear Shaft	1
29	800-T-040	Shaft Support	1
30	800-T-059	Reverse Gear Brass Washer	2
31	915-T-102	Torrington Bearing # HJ202820	2
32	800-T-020	Reverse Gear, 29T and 24T	1
33	800-T-034	Shaft Nut Washer	1
34	800-T-060V11	Reverse Gear Spacer Welded Assembly	1
35	900-T-100	Garlock "O" Ring # 24849-15	1



MODELS D 118-G 125

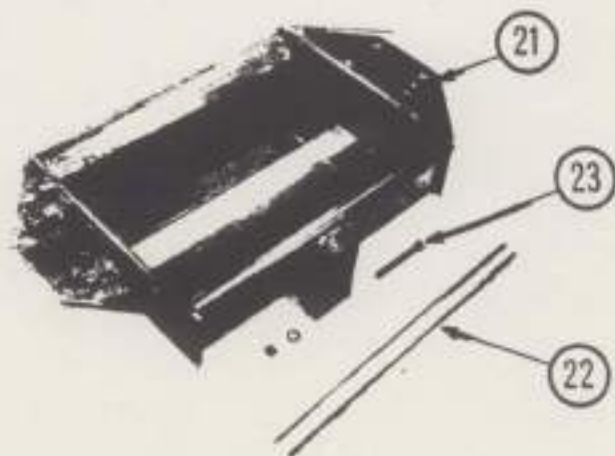
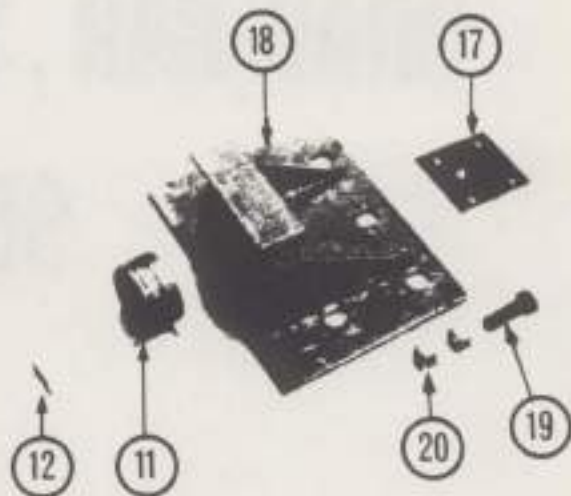

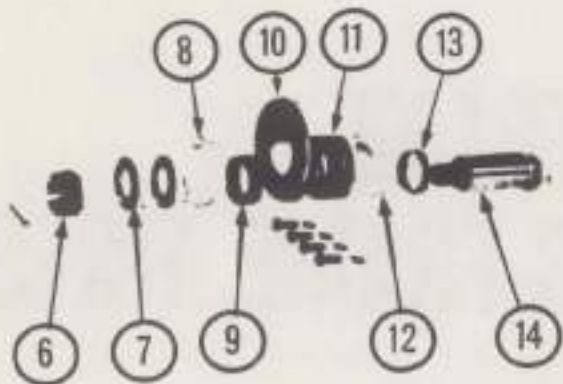
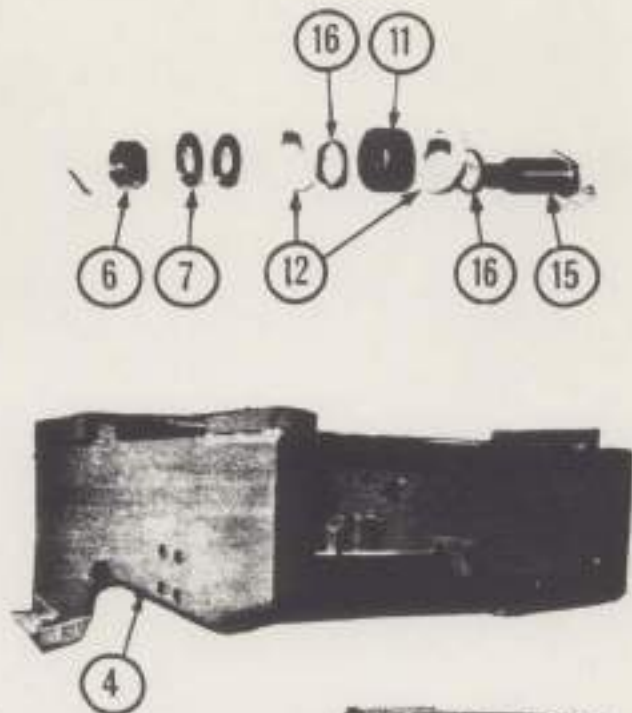



114

REF. NC.	VERSATILE NUMBER	SPICER NUMBER	DESCRIPTION	QTY.
V-6 DIESEL AND V-8 GAS DRIVE LINES FOR TRACTOR MODELS G-125 AND D-118				
1	603-T-111		Rear Axle Flange Adapter	1
2	902-T-109V51	947046	1550 Series Slip Joint Assembly (Rear)	1
3	603-T-102V51		Center Drive Shaft Complete Assembly	1
4	902-T-108V51	947045	1550 Series Slip Joint Assembly	1
5	902-T-107V51	947044	1550 Series Slip Joint Assembly	1
6	902-T-106V51	207524-43	1550 Series Slip Joint Assembly	1
7	902-T-105V51	3-94-28X	"U" Bolt Assembly	12
8	603-T-104V11		Bearing Housing Welded Assembly	1
9	603-T-116		Bearing Housing Shim	2
10	902-T-102	4-4-2041	Spicer Yoke 1550 Series	2
11	901-T-106	SKF 6311-2RS	Bearing	2
12	603-T-103		Splined Shaft	1
13	603-T-107		Drive Shaft Spacer	2
14	800-T-034		Washer	2
15	603-T-117	230160	Spicer Shaft Nut	2
16			V-8 DIESEL DRIVE LINE FOR TRACTOR MODEL D-145	
16	902-T-112V51	947049	1600 Series Slip Joint Assembly (Rear)	1
17	603-T-112V51		Center Drive Line Assembly	1
18	902-T-111V51	947048	1600 Series Short Coupled Joint Assembly	1
19				
20	902-T-110V51	947047	1600 Series Slip Joint Assembly	1
21	902-T-101	5-4-771	1600 Series Spicer Yoke	2

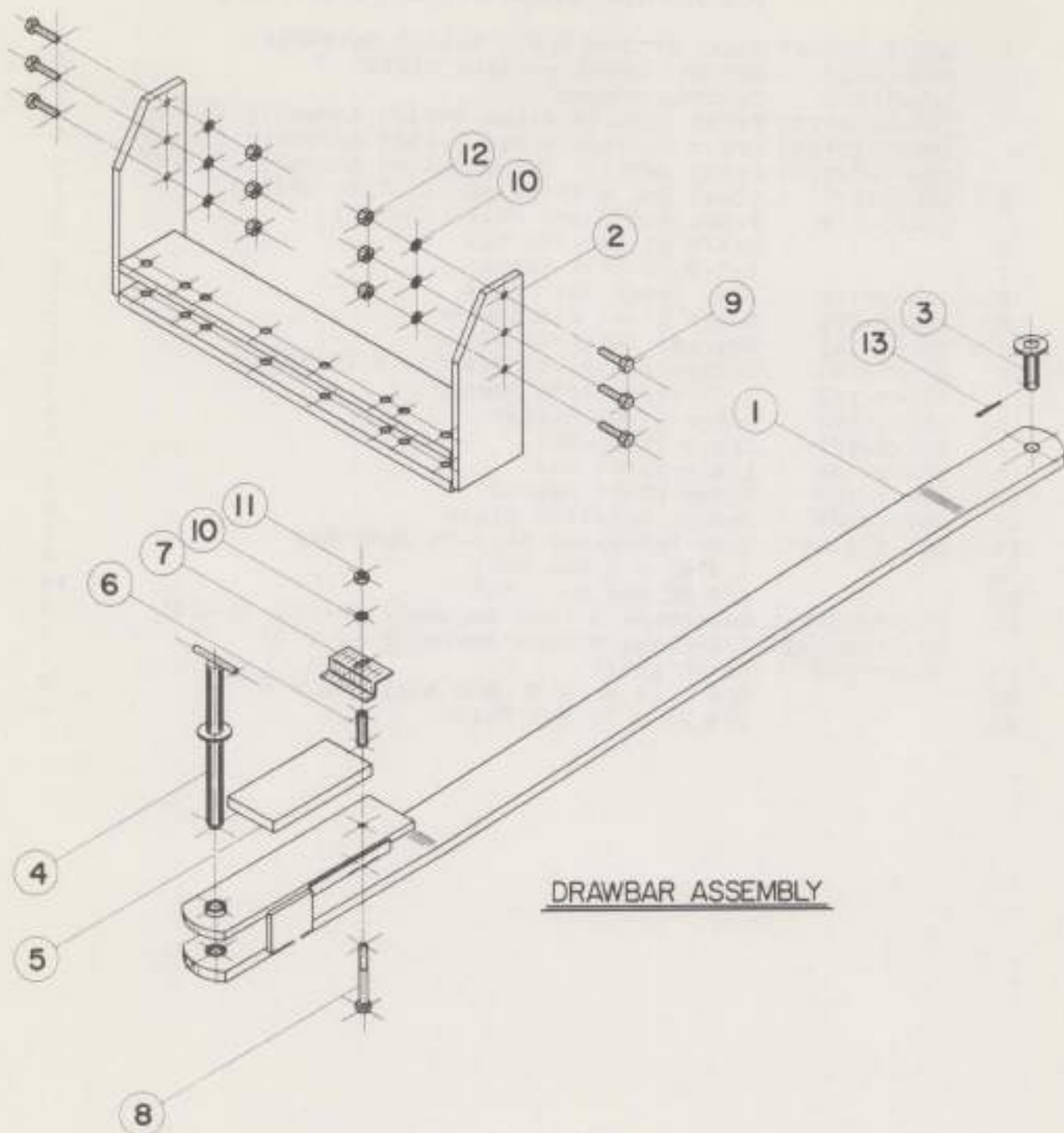
NOTES:

**REAR FRAME
DRAW BAR , SUB-FRAME, TIRES
SECTION 4**




15

REF. NO.	VERSATILE NUMBER	DESCRIPTION	QTY.
FRONT AND REAR FRAME ASSEMBLIES FOR TRACTOR MODELS G-125, D-118, D-145			
1	200-T-103V11	Rear Section Frame Welded Assembly	1
2	200-T-135	Cut-Out Cover - Slant Plate	1
3	100-T-192	Turning Bumper	2
4	100-T-102V51	Front Section Frame Welded Assembly (D-145)	1
	100-T-101V51	Front Section Frame Welded Assembly (D-118)	1
	100-T-103V51	Front Section Frame Welded Assembly (G-125)	1
5	100-T-175	Front End Guard Plate (D-118, G-125)	1
	100-T-184	Front End Guard Plate (D-145)	1
6		1-1/2 NF Slotted Nut	2
7		1-1/2 ID Flat Washer	4
8	100-T-172	5/8" Thick Felt Seal	1
9	100-T-171	Lower Pivot Pin Spacer	1
10	100-T-111	Bearing Retainer Plate	1
11	901-T-103	Torrington Pivot Bearing # 20-SBB-32	2
12	201-T-113	1/4" Thick Felt Washer	4
13	100-T-170	Lower Pivot Spacer	1
14	100-T-167	Upper Pivot Pin	1
15	100-T-168	Lower Pivot Pin	1
16	100-T-169	Upper Pivot Spacer	1
17	201-T-109	Grease Retainer Plate	2
18	201-T-110V11	Rear Sub-Frame Support Assembly	1
19		3/4 NC x 2 Hex Bolt	6
20		3/4 NC Hex Head Nut	14
21	201-T-102V11	Sub-Frame Welded Assembly (D-118, G-125)	1
	202-T-102V11	Sub-Frame Welded Assembly (D-145)	1
22	201-T-107	Pivot Shaft	1
23		5/8 - 11 NC x 5" Hex Bolt SAE # 5	2
24		3/4 NC x 7" Hex Bolt	8



DRAWBAR ASSEMBLY

REF. NO.	VERSATILE NUMBER	DESCRIPTION	QTY.
	203-T-101V51	DRAWBAR ASSEMBLY FOR TRACTOR MODELS G-125, D-118, D-145	
1	203-T-102	Drawbar Welded Assembly	1
2	203-T-117V11	Drawbar Cage (D-118, G-125)	1
	203-T-123V11	Drawbar Cage (D-145)	1
3	203-T-110V11	Drawbar Pin Welded Assembly	1
4	203-T-113V11	Hitch Pin Welded Assembly	1
5	203-T-109	Wear Block	1
6	203-T-121	Drawbar Hitch Point Spreader Pipe	1
7	203-T-122	Rear Wear Block Support	1
8		3/4 - 10 NC x 5-1/2 Hex Bolt SAE # 5	1
9		3/4 - 10 NC x 2-1/2 Hex Bolt	6
10		3/4 Lock Washer	7
11		3/4 - 10 NC Jam Nut	1
12		3/4 - 10 NC Hex Nut	6
13		3/16 x 2-1/4 Cotterpin	1



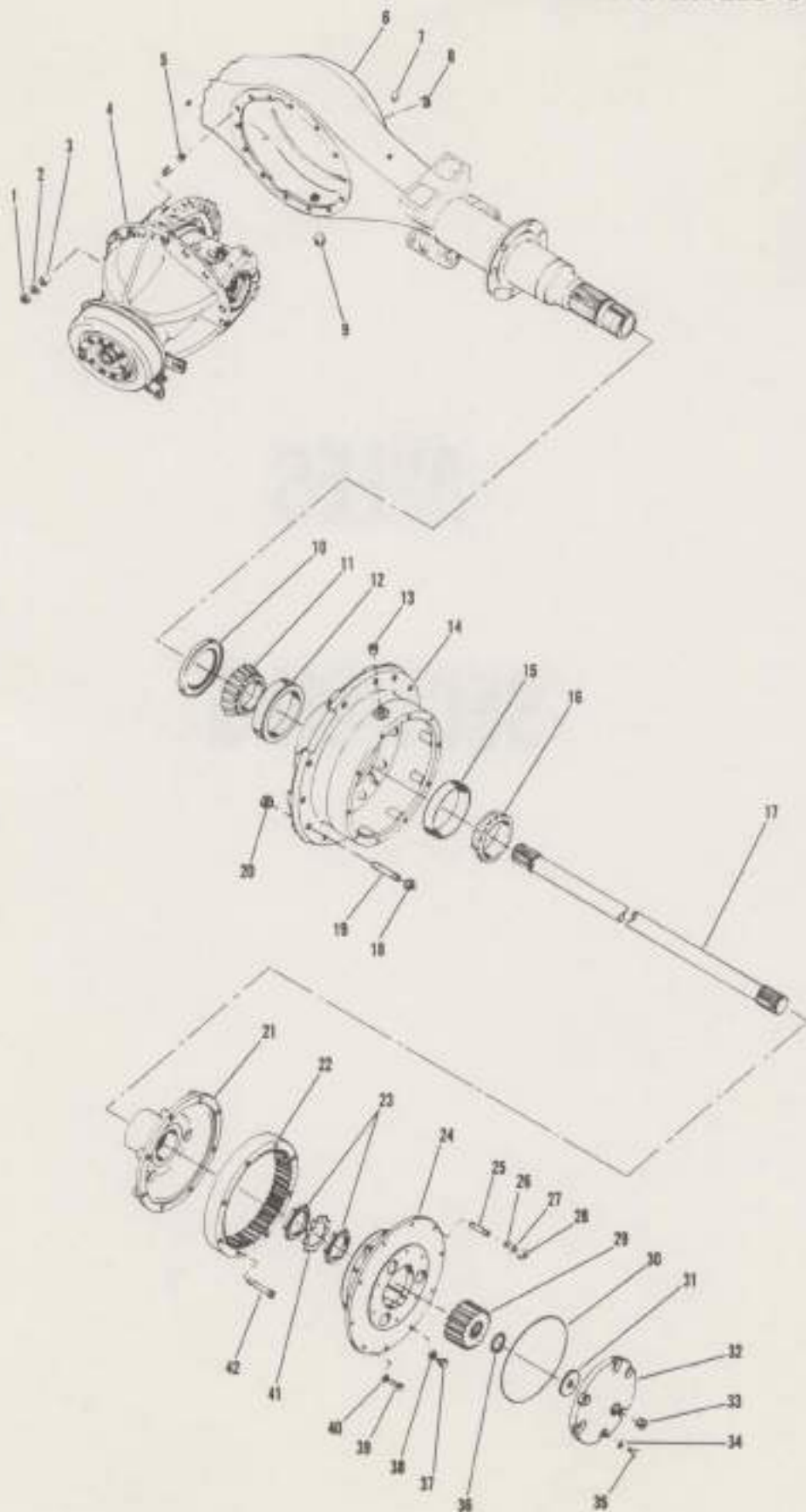
REF. NO.	VERSATILE NUMBER	DESCRIPTION	QTY.
		TIRES - RIMS - TIE BOLTS	
		STANDARD WHEEL ON TRACTOR MODELS G-125, D-118	
1		18.4 - 30 Open Spade	4
2	500-T-111	16" Rims	4
3		Rim Nuts	48
		OPTIONAL FOR TRACTOR MODELS G-125, D-118	
		23.1 - 30 Tires	4
	500-T-145V11	20" Rims	4
		STANDARD FOR TRACTOR MODEL D-145 (DUALS)	
4		16.9 - 30 Tires	8
5	500-T-130V11	14" Rims - Inner	4
6	500-T-131V11	14" Rims - Outer	4
7	500-T-132	Spacer	4
8	500-T-125V11	Tie Bolt	20
9	SW-593	Hinge Pin	20

NOTES:

AXLES

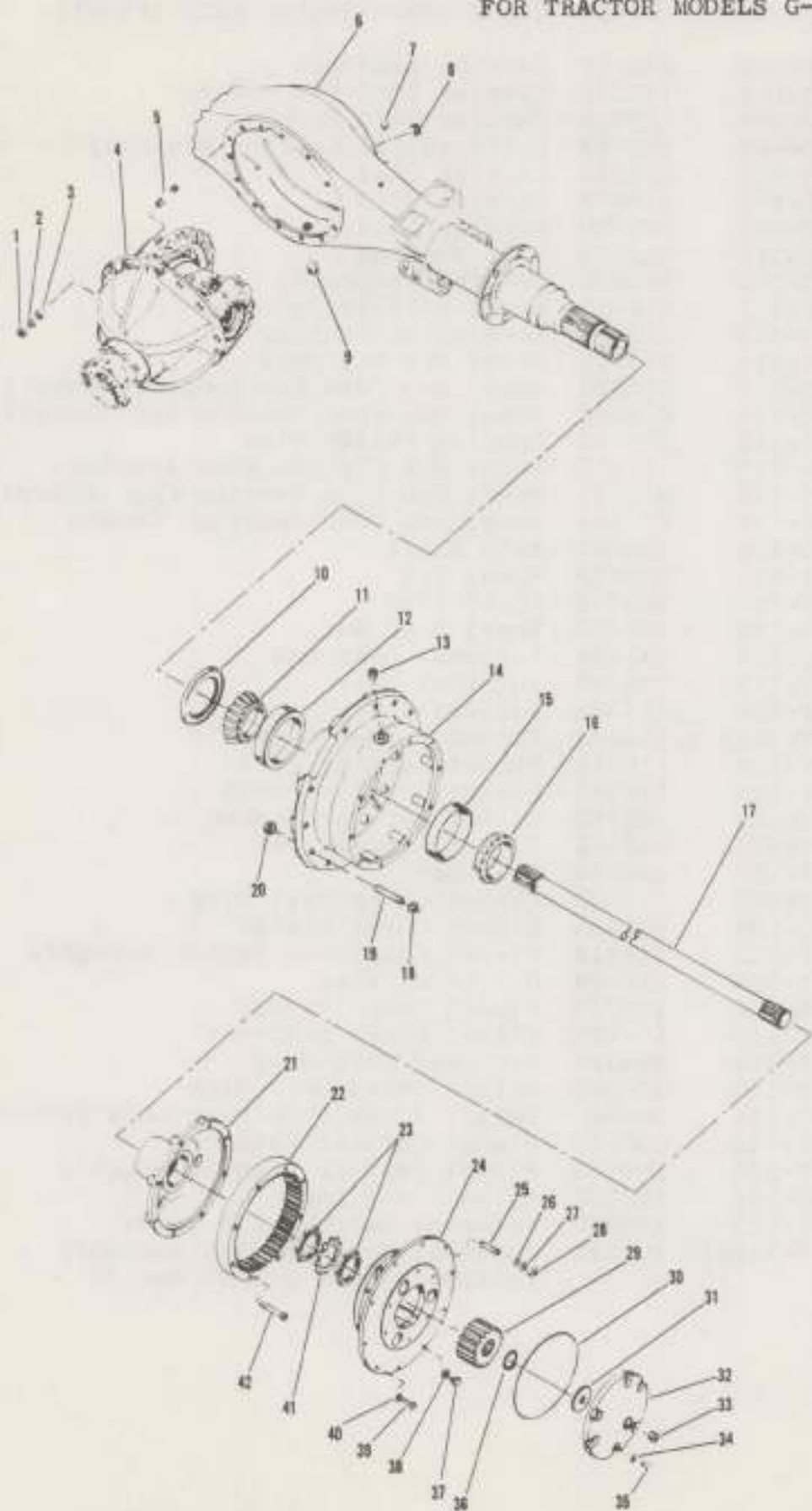
SECTION 5

FOR TRACTOR MODELS G-125, D-118



REF. NO.	VERSATILE NUMBER	CLARK NUMBER	DESCRIPTION	QTY.
	610-T-100V91	190434	CLARK 17000 SERIES AXLE (FRONT)	1
1	610-T-102	64D-07	Carrier Stud Nut	14
2	610-T-103	112278	Carrier Stud Nut Washer	14
3	610-T-104	103216	Carrier Stud Dowel	3
4	610-T-105	120183	Differential Carrier Assembly <i>610T147451</i>	1
5	610-T-107	112277	Carrier Stud	6
5A	610-T-108	119932	Carrier Stud	4
5B	610-T-109	119270	Carrier Stud	4
6	610-T-110	105422	Axle Housing	1
7	610-T-112	106656	Breather Assembly	1
8	610-T-113	11F-12	Housing Filler Plug	1
9	610-T-113	11F-12	Housing Drain Plug	1
10	610-T-114	111719	Wheel Hub Oil Seal	2
11	610-T-115	675253	Wheel Hub Cone Hub Bearing (Inner)	2
12	610-T-116	675252	Wheel Hub Cone Bearing Cup (Inner)	2
13	610-T-113	11F-12	Housing Filler Plug	1
14	610-T-117	110116	Wheel Hub Cup and Stud Assembly	2
15	610-T-118	675255	Wheel Hub Cone Bearing Cup (Outer)	2
16	610-T-119	675256	Wheel Hub Cone Bearing (Outer)	2
17	610-T-120	106087	Axle Shaft	2
18	610-T-121	103522	Wheel Nut	20
19	610-T-122	103445	Wheel Stud	20
20	610-T-123	103076	Wheel Stud Nut	20
21	610-T-124	106879	Internal Gear Hub	2
22	610-T-125	106059	Internal Gear	2
23	610-T-126	114463	Spindle Nut	4
24	610-T-204V11	114449	Planet Spider Assembly	2
25	610-T-128	116419	Planet Carrier Stud	10
26	610-T-129	112287	Planet Carrier Dowel	10
27	610-T-130	106762	Planet Carrier Washer	10
28	610-T-131	64D-08	Planet Carrier Nut	10
29	610-T-132	106058	Sun Gear	2
30	610-T-133	114089	Planet Cover Seal Ring	2
31	610-T-134	106455	Planet Cover Washer	12
32	610-T-135	114119	Planet Cover and Washer Assembly	2
33	610-T-136	11F-04	Oil Level Plug	2
34	610-T-137	112278	Planet Cover Washer	12
35	610-T-138	1C-720C	Planet Cover Capscrew	12
36	610-T-139	224028	Sun Gear Snap Ring	2
37	610-T-140	1C-808C	Puller Screw Hole Plug	4
38	610-T-141	3E-08	Puller Screw Hole Plug Lock Washer	4
39	610-T-142	100970	Planet Carrier Capscrew	10
40	610-T-143	106762	Planet Carrier Capscrew Washer	10
41	610-T-144	100967	Spindle Nut Lock	2
42	610-T-145	106880	Internal Gear to Hub Screw	16
	610-T-146V11	107022	Internal Gear and Hub Assembly Includes Items 21, 22 and 42	2

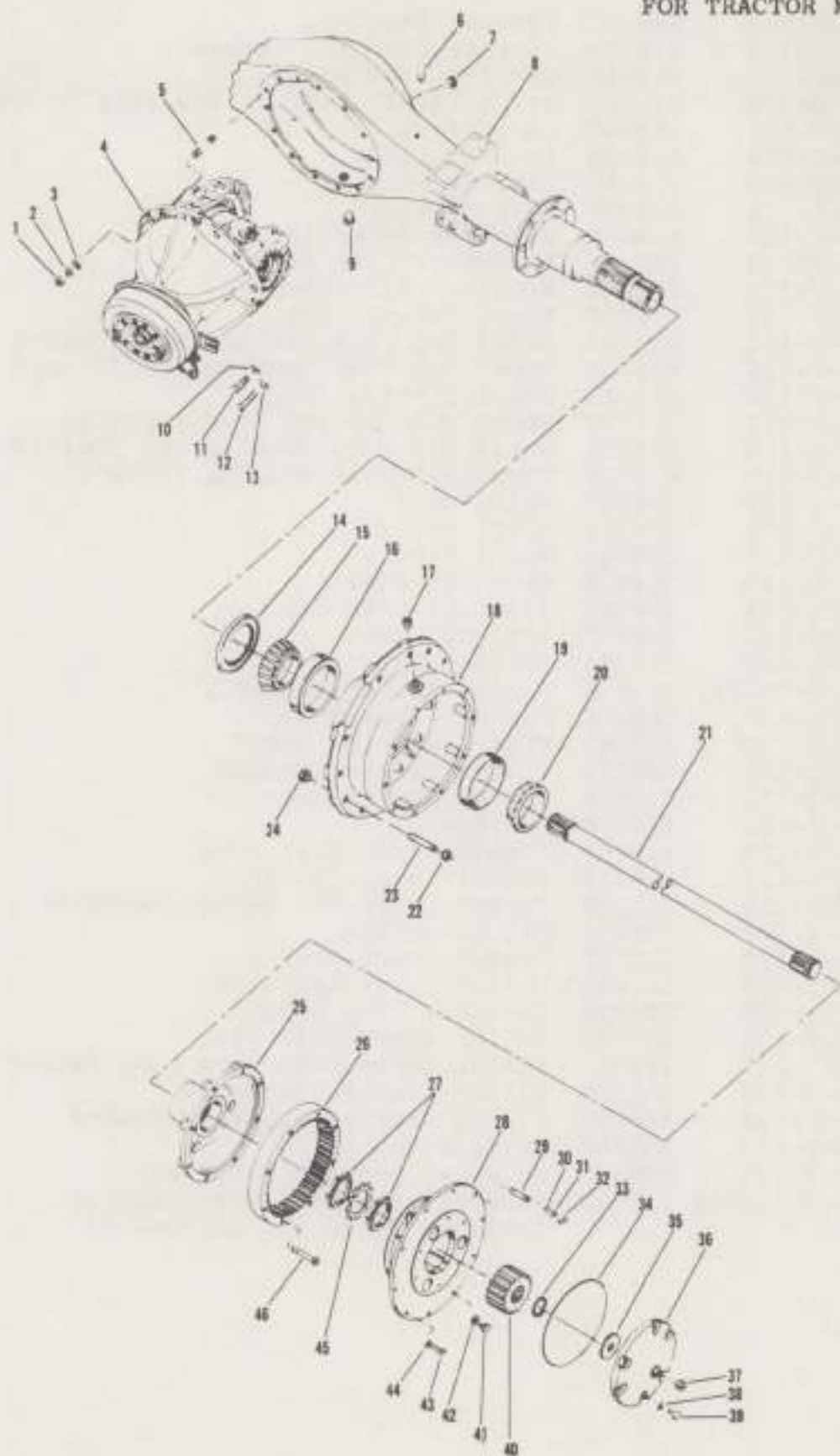
FOR TRACTOR MODELS G-125, D-118



19

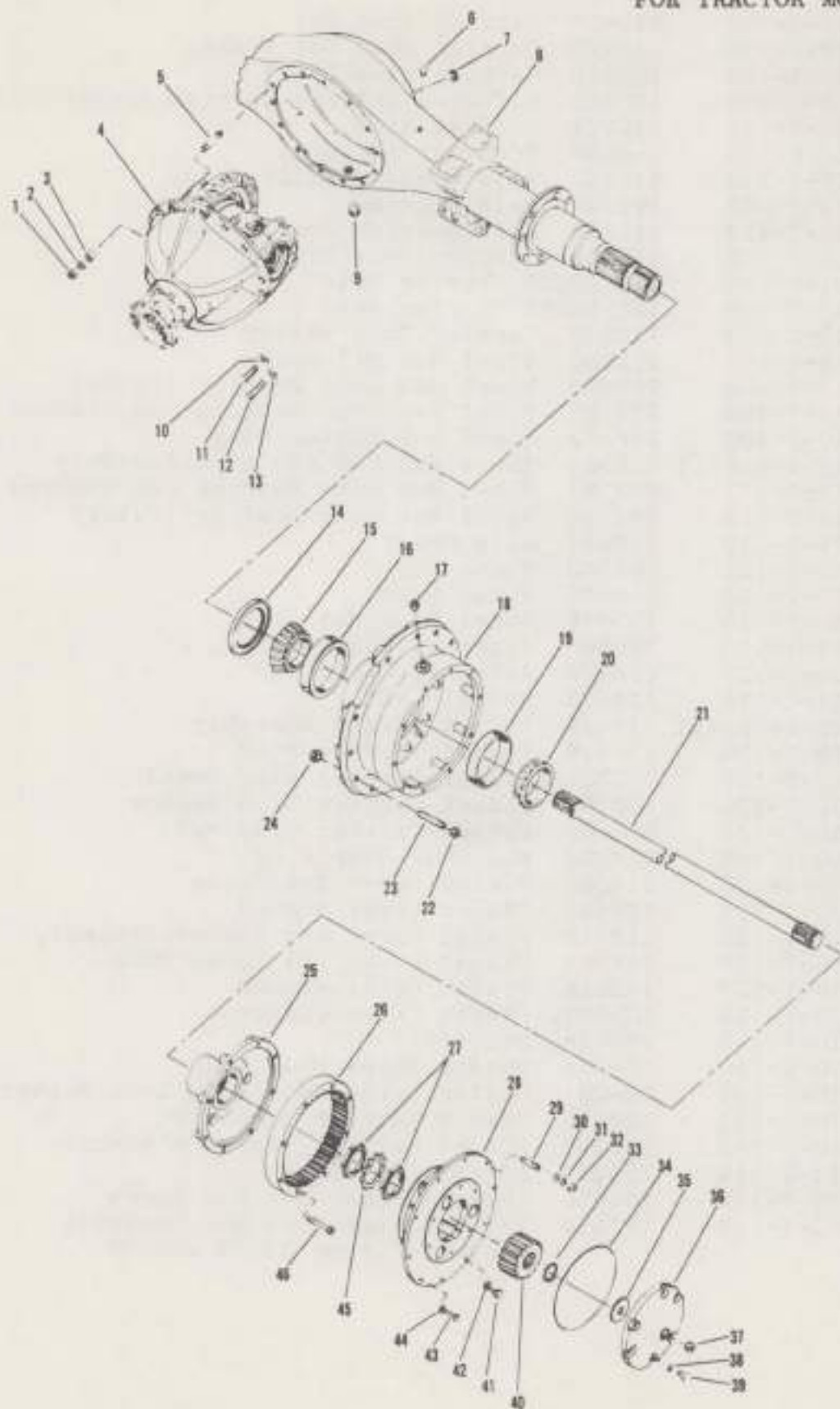
REF. NO.	VERSATILE NUMBER	CLARK NUMBER	DESCRIPTION	QTY.
	610-T-101V91	190435	CLARK 17000 SERIES AXLE (REAR)	1
1	610-T-102	64D-07	Carrier Stud Nut	14
2	610-T-103	112278	Carrier Stud Nut Washer	14
3	610-T-104	103216	Carrier Stud Dowel	3
4	610-T-106	3120021	Differential Carrier Assembly (NOT 198VS)	1
5	610-T-107	112277	Carrier Stud	6
5A	610-T-108	119932	Carrier Stud	4
5B	610-T-109	119270	Carrier Stud	4
6	610-T-111	105447	Axle Housing	1
7	610-T-112	106656	Breather Assembly	1
8	610-T-113	11F-12	Housing Filler Plug	1
9	610-T-113	11F-12	Housing Drain Plug	1
10	610-T-114	111719	Wheel Hub Oil Seal	2
11	610-T-115	675253	Wheel Hub Cone Hub Bearing (Inner)	2
12	610-T-116	675252	Wheel Hub Cone Bearing Cup (Inner)	2
13	610-T-113	11F-12	Housing Filler Plug	1
14	610-T-117	110116	Wheel Hub Cup and Stud Assembly	2
15	610-T-118	675255	Wheel Hub Cone Bearing Cup (Outer)	2
16	610-T-119	675256	Wheel Hub Cone Bearing (Outer)	2
17	610-T-120	106087	Axle Shaft	2
18	610-T-121	103522	Wheel Nut	20
19	610-T-122	103445	Wheel Stud	20
20	610-T-123	103076	Wheel Stud Nut	20
21	610-T-124	106879	Internal Gear Hub	2
22	610-T-125	106059	Internal Gear	2
23	610-T-126	114463	Spindle Nut	4
24	610-T-204V11	114449	Planet Spider Assembly	2
25	610-T-128	116419	Planet Carrier Stud	10
26	610-T-129	112287	Planet Carrier Dowel	10
27	610-T-130	106762	Planet Carrier Washer	10
28	610-T-131	64D-08	Planet Carrier Nut	10
29	610-T-132	106058	Sun Gear	2
30	610-T-133	114089	Planet Cover Seal Ring	2
31	610-T-134	106455	Planet Cover Washer	12
32	610-T-135	114119	Planet Cover and Washer Assembly	2
33	610-T-136	11F-04	Oil Level Plug	2
34	610-T-137	112278	Planet Cover Washer	12
35	610-T-138	1C-720C	Planet Cover Capscrew	12
36	610-T-139	224028	Sun Gear Snap Ring	2
37	610-T-140	1C-808C	Puller Screw Hole Plug	4
38	610-T-141	3E-08	Puller Screw Hole Plug Lock Washer	4
39	610-T-142	100970	Planet Carrier Capscrew	10
40	610-T-143	106762	Planet Carrier Capscrew Washer	10
41	610-T-144	100967	Spindle Nut Lock	2
42	610-T-145	106880	Internal Gear to Hub Screw	16
	610-T-146V11	107022	Internal Gear and Hub Assembly Includes Items 21, 22, and 42	2

FOR TRACTOR MODEL D-145



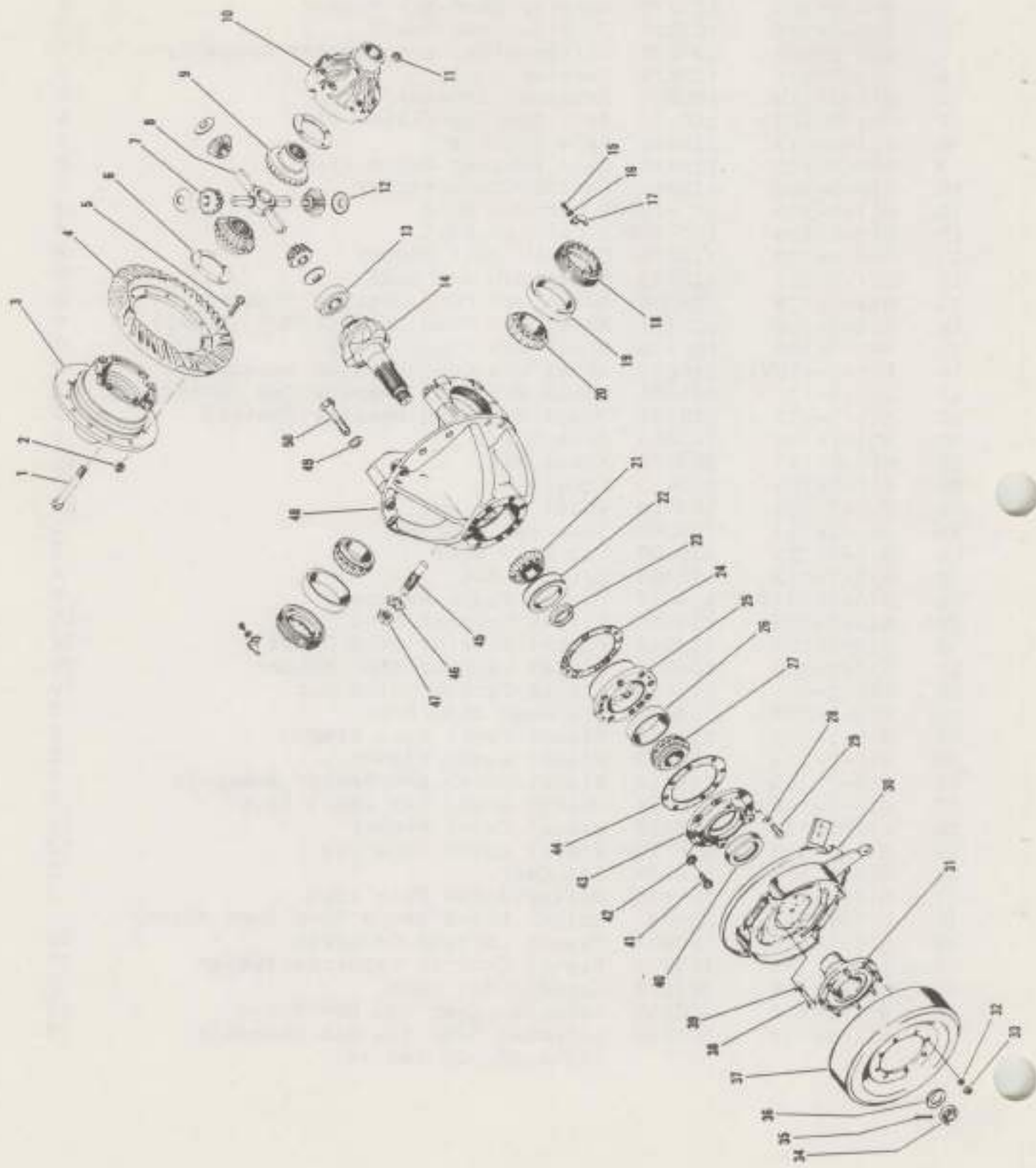
REF. NO.	VERSATILE NUMBER	CLARK NUMBER	DESCRIPTION	QTY.
	611-T-100V91	190364	CLARK 17600 SERIES AXLE (FRONT)	
1	610-T-102	64D-07	Carrier Stud Nut	3
2	610-T-103	112278	Carrier Stud Nut Washer	3
3	610-T-104	103216	Carrier Stud Dowel	3
4	610-T-105	120183	Differential and Carrier Assembly <i>611-T-110V11</i>	1
5	610-T-107	112277	Carrier Stud	3
6	610-T-112	1-6656	Breather Assembly	1
7	610-T-113	11F-12	Axle Housing Filler Plug	1
8	611-T-102	105705	Axle Housing	1
9	610-T-113	11F-12	Axle Housing Drain Plug	1
10	610-T-103	112278	Carrier Bolt Washer	3
11	611-T-105	17C-722CR	Carrier Bolt	3
12	611-T-106	17C-728CR	Carrier Bolt	8
13	610-T-103	112278	Carrier Bolt Washer	8
14	611-T-107	112055	Wheel Hub Oil Seal	2
15	611-T-108	799498	Wheel Hub Cone Bearing (Inner)	2
16	611-T-109	672181	Wheel Hub Cone Bearing Cup (Inner)	2
17	610-T-103	11F-12	Wheel Hub Filler Plug	2
18	611-T-110V11	116594	Wheel Hub Cup and Stud Assembly	2
19	611-T-111	672181	Wheel Hub Cone Bearing Cup (Outer)	2
20	611-T-112	672182	Wheel Hub Cone Bearing (Outer)	2
21	611-T-113	112054	Axle Shaft	2
22	610-T-121	103522	Wheel Nut	20
23	610-T-122	1-3445	Wheel Stud	20
24	610-T-123	103076	Wheel Stud Nut	20
25	611-T-114	106060	Internal Gear Hub	2
26	610-T-125	106059	Internal Gear	2
27	611-T-115	114433	Spindle Nut	4
28	610-T-204V11	114449	Planet Spider Assembly	2
29	610-T-128	116419	Planet Carrier Stud	10
30	610-T-129	112287	Planet Carrier Stud Dowel	10
31	610-T-130	106762	Planet Carrier Stud Washer	10
32	610-T-131	64D-08	Planet Carrier Stud Nut	10
33	610-T-139	224028	Sun Gear Snap Ring	2
34	610-T-133	114089	Planet Cover Seal Ring	2
35	610-T-134	106455	Planet Cover Washer	2
36	610-T-135	114119	Planet Cover and Washer Assembly	2
37	610-T-136	11F-04	Planet Cover Oil Level Plug	2
38	610-T-137	112278	Planet Cover Washer	12
39	610-T-138	1C-720C	Planet Cover Capscrew	12
40	610-T-132	106058	Sun Gear	2
41	610-T-140	1C-808	Puller Screw Hole Plug	4
42	610-T-141	3E-08	Puller Screw Hole Plug Lock Washer	4
43	610-T-142	100970	Planet Carrier Capscrew	10
44	610-T-143	106762	Planet Carrier Capscrew Washer	10
45	611-T-116	101274	Spindle Nut Lock	2
46	610-T-145	106880	Internal Gear and Hub Screw	12
	611-T-117	107016	Internal Gear and Hub Assembly Includes Items 25, 26 and 46	2

FOR TRACTOR MODEL D-145



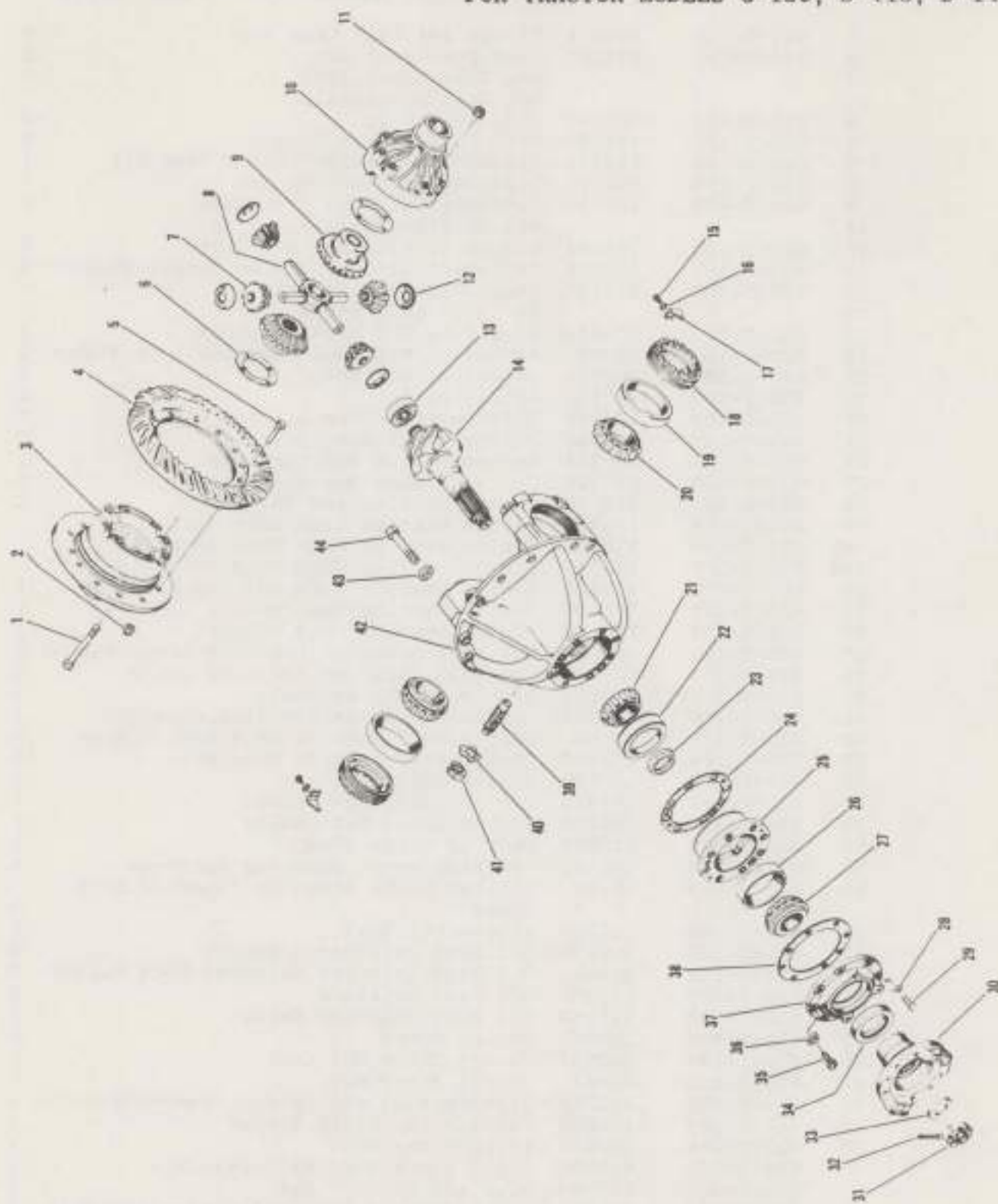
REF. NO.	VERSATILE NUMBER	CLARK NUMBER	DESCRIPTION	QTY.
	611-T-101V91	190365	CLARK 17600 SERIES AXLE (REAR)	
1	610-T-102	64D-07	Carrier Stud Nut	3
2	610-T-103	112278	Carrier Stud Nut Washer	3
3	610-T-104	103216	Carrier Stud Dowel	3
4	610-T-106	120021	Differential and Carrier Assembly <i>WHT14X151</i>	1
5	610-T-107	112277	Carrier Stud	3
6	610-T-112	106656	Breather Assembly	1
7	610-T-113	11F-12	Axle Housing Filler Plug	1
8	611-T-103	115448	Axle Housing	1
9	610-T-113	11F-12	Axle Housing Drain Plug	1
10	610-T-103	112278	Carrier Bolt Washer	3
11	611-T-105	17C-722CR	Carrier Bolt	3
12	611-T-106	17C-728CR	Carrier Bolt	8
13	610-T-103	112278	Carrier Bolt Washer	8
14	611-T-107	112055	Wheel Hub Oil Seal	2
15	611-T-108	799408	Wheel Hub Cone Bearing (Inner)	2
16	611-T-109	672181	Wheel Hub Cone Bearing Cup (Inner)	2
17	610-T-103	11F-12	Wheel Hub Filler Plug	2
18	611-T-110V11	116594	Wheel Hub Cup and Stud Assembly	2
19	611-T-111	672181	Wheel Hub Cone Bearing Cup (Outer)	2
20	611-T-112	672182	Wheel Hub Cone Bearing (Outer)	2
21	611-T-113	112054	Axle Shaft	2
22	610-T-121	103522	Wheel Nut	20
23	610-T-122	103445	Wheel Stud	20
24	610-T-123	103076	Wheel Stud Nut	20
25	611-T-114	106060	Internal Gear Hub	2
26	610-T-125	106059	Internal Gear	2
27	611-T-115	114433	Spindle Nut	4
28	610-T-204V11	114449	Planet Spdr Assembly	2
29	610-T-128	116419	Planet Carrier Stud	10
30	610-T-129	112287	Planet Carrier Stud Dowel	10
31	610-T-130	106762	Planet Carrier Stud Washer	10
32	610-T-131	64D-08	Planet Carrier Stud Nut	10
33	610-T-139	224028	Sun Gear Snap Ring	2
34	610-T-133	114089	Planet Cover Seal Ring	2
35	610-T-134	106455	Planet Cover Washer	2
36	610-T-135	114119	Planet Cover and Washer Assembly	2
37	610-T-136	11F-04	Planet Cover Oil Level Plug	2
38	610-T-137	112278	Planet Cover Washer	12
39	610-T-138	1C-720C	Planet Cover Capscrew	12
40	610-T-132	106058	Sun Gear	2
41	610-T-140	1C-808	Pulley Screw Hole Plug	4
42	610-T-141	3E-08	Puller Screw Whole Plug Lock Washer	4
43	610-T-142	100970	Planet Carrier Capscrew	10
44	610-T-143	106762	Planet Carrier Capscrew Washer	10
45	611-T-116	101274	Spindle Nut Lock	2
46	610-T-145	106880	Internal Gear and Hub Screw	12
	611-T-117	107016	Internal Gear and Hub Assembly	2
			Items 25, 26 and 46	

FOR TRACTOR MODELS G-125, D-118, D-145



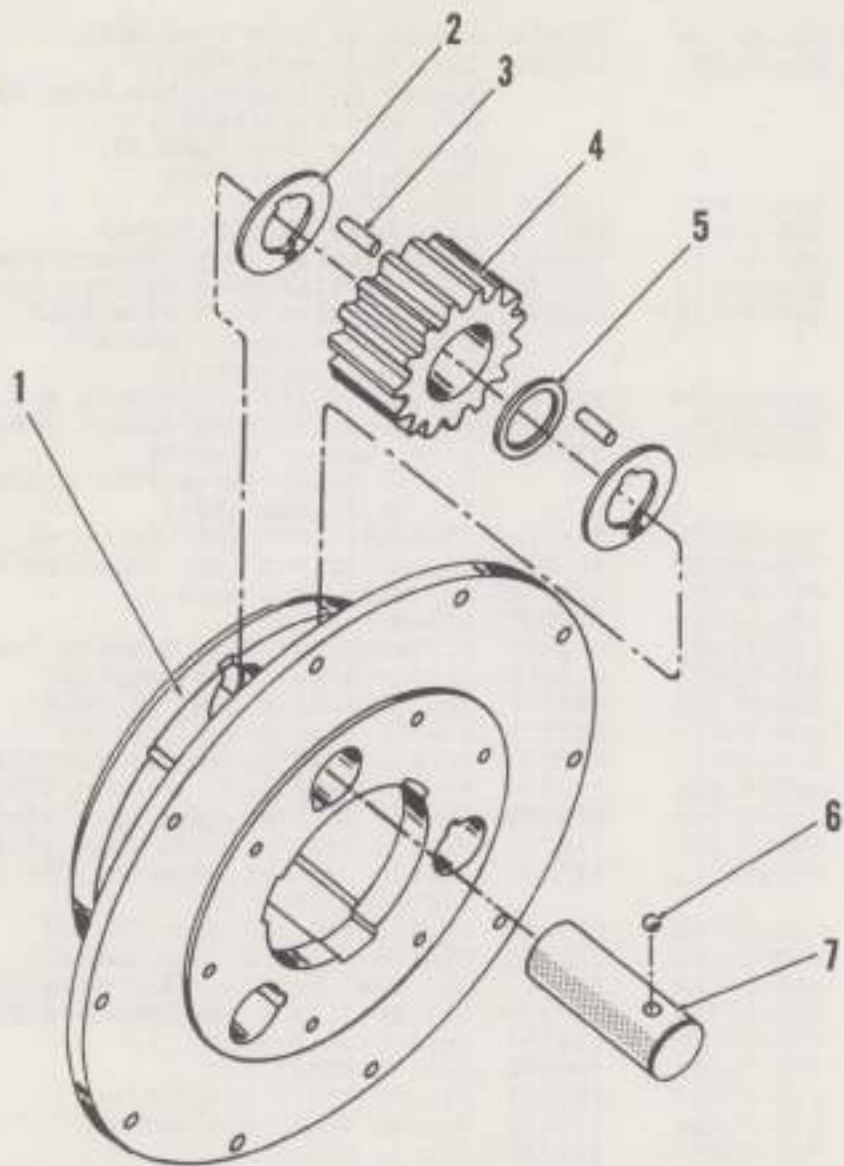
REF. NO.	VERSATILE NUMBER	CLARK NUMBER	DESCRIPTION	QTY.
	610-T-147V51	120183	DIFFERENTIAL AND CARRIER ASSEMBLY FOR 17000 AND 17600 SERIES. (FRONT) FOR TRACTOR MODELS G-125, D-118, D-145	1
1	610-T-149	100174	Flange for Half Case Bolt	8
2	610-T-150	104182	Ring Gear Bolt Nut	12
3			Not Sold Separately	
4			Not Sold Separately	
5	610-T-151	100167	Ring Gear Bolt	12
6	610-T-152	100173	Side Gear Thrust Washer	2
7	610-T-153	815744	Differential Body-Pinion Gear Kit	1
8	610-T-154	100171	Differential Body-Spider	1
9	610-T-155	100170	Differential Body Side Gear	2
10			Not Sold Separately	
11	610-T-156	104182	Flange to Halfcase Bolt Nut	8
12	610-T-157	100172	Differential Body Pinion Thrust Washer	4
13	610-T-158	675536	Inner Pinion Bearing	1
14			Not Sold Separately	
15	610-T-159	3C-614C	Adjusting Nut Lock Capscrew	2
16	610-T-160	4E-06	Adjusting Nut Lock Capscrew Lock Washer	2
17	610-T-161	100941	Adjusting Nut Lock	2
18	610-T-162	100940	Adjusting Nut	2
19	610-T-163	675249	Differential Cone Bearing Cup	2
20	610-T-164	675248	Differential Cone Bearing	2
21	610-T-165	667277	Center Pinion Bearing Cone	1
22	610-T-166	667278	Center Pinion Bearing Cup	1
23	610-T-167	815040	Pinion Bearing and Shim Kit	1
24	610-T-168	112354	Pinion Bearing Cage Shim (Thin)	
24A	610-T-169	112355	Pinion Bearing Cage Shim (Medium)	
24B	610-T-170	112356	Pinion Bearing Cage Shim (Thick)	
25	610-T-171	112350	Pinion Bearing Cage and Cup Assembly	1
26	610-T-172	675257	Pinion Bearing Cup (Outer)	1
27	610-T-173	710288	Pinion Bearing Cone (Outer)	1
28	610-T-174	4E-08	Oil Seal Retainer Locating Screw Washer	1
29	610-T-175	1C-840C	Oil Seal Retainer Locating Screw	1
30	610-T-207V11	107264	Parking Brake Assembly	1
31	610-T-176	112889	Companion Flange and Stud Assembly	1
32	610-T-177	2E-06	Companion Flange to Drum Lock Washer	8
33	610-T-178	64D-06	Companion Flange to Drum Nut	8
34	610-T-179	100950	Pinion Shaft Nut	1
35	610-T-181	1F-428	Pinion Shaft Nut Cotter	1
36	610-T-182	100951	Pinion Shaft Nut Washer	1
37	610-T-183	112888	Parking Brake Drum	1
38	610-T-184	1E-1022C	Parking Brake Mounting Capscrew	4
39	610-T-185	4E-10	Parking Brake Mounting Capscrew Lock Washer	4
40	610-T-186	111720	Pinion Oil Seal	1
41	610-T-188	1C-940C	Oil Seal Retainer Capscrew	5
42	610-T-189	4E-09	Oil Seal Retainer Capscrew Lock Washer	5
43	610-T-190	112357	Oil Seal Retainer	1
44	610-T-192	112353	Oil Seal Retainer Gasket	1
45	610-T-193	100953	Thrust Screw	1
46	610-T-194	100954	Thrust Screw Nut Lock	1
47	610-T-195	8D-14	Thrust Screw Nut	1
48	610-T-196	112279	Differential and Carrier Assembly Housing	1
49	610-T-197	111656	Carrier Cap Plain Washer	4
50	610-T-198	100937	Carrier Cap Bolt	4
	610-T-199	815259	Plain and Flange Half Case Kit	1
	610-T-200	117194	Ring and Pinion Set	1
	610-T-202	112887	Parking Brake Drum and Flange Assembly	1
	610-T-203	106368	Differential Body Sub-Assembly includes Items 1 - 3, 6 - 12	1

FOR TRACTOR MODELS G-125, D-118, D-145



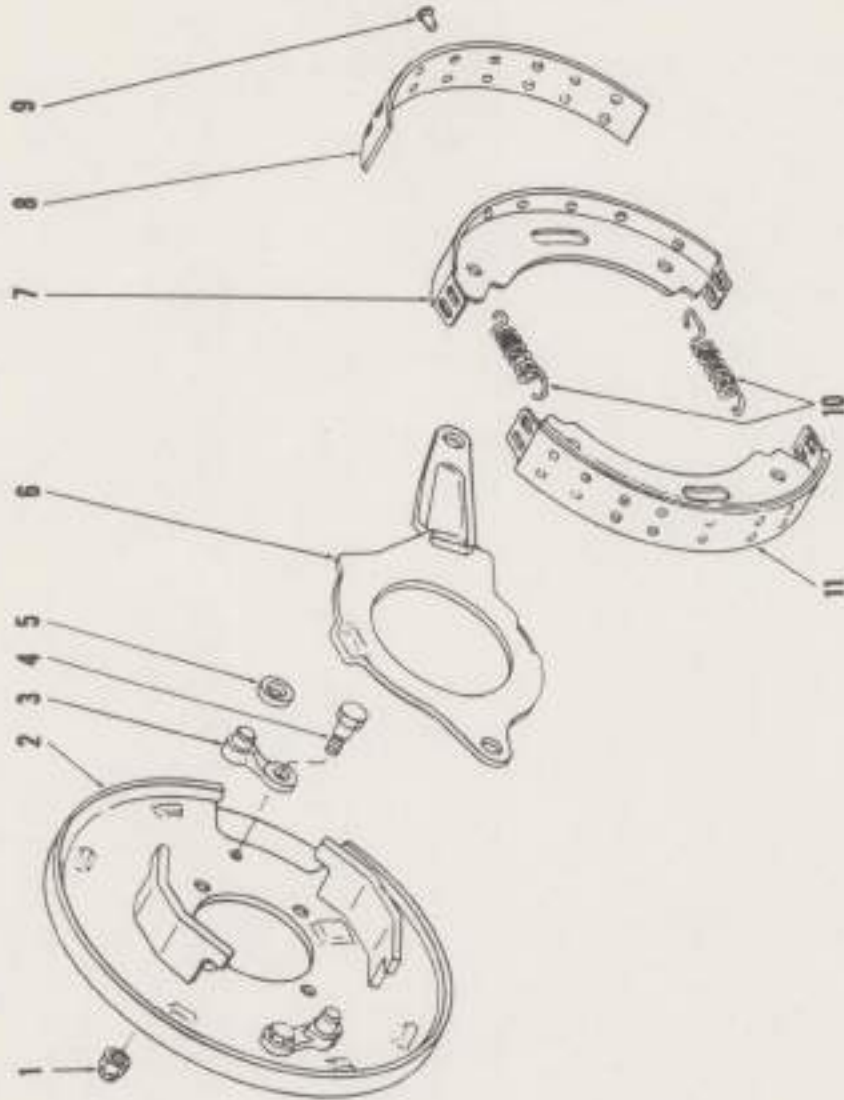
REF. NO.	VERSATILE NUMBER	CLARK NUMBER	DESCRIPTION	QTY.
	610-T-148V51	120021	DIFFERENTIAL AND CARRIER ASSEMBLY (REAR DRIVE) FOR 17000 AND 17600 SERIES FOR TRACTOR MODELS G-125, D-118, D-145	
1	610-T-149	100174	Flange to Half Case Bolt	8
2	610-T-150	104182	Ring Gear Bolt Nut	12
3			Flange Half Case (See Item 42) Not Sold Separately	1
4			Ring Gear (See Item 43) Not Sold Separately	1
5	610-T-151	100167	Ring Gear Bolt	12
6	610-T-152	100173	Side Gear Thrust Washer	2
7	610-T-153	815744	Differential Body (Pinion Gear Kit)	1
8	610-T-154	100171	Differential Body Spider	1
9	610-T-155	100170	Differential Body Side Gear	2
10			Plain Half Case (Item 42) Not Sold Separately	1
11	610-T-156	104182	Flange to Half Case Bolt Nut	8
12	610-T-157	100172	Differential Body Pinion Thrust Washer	4
13	610-T-158	675536	Inner Pinion Bearing	1
14			Spiral Bevel Drive Pinion R/H Not Sold Separately	1
15	610-T-159	3C-614C	Adjusting Nut Lock Capscrew	2
16	610-T-160	4E-06	Adjusting Nut Lock Capscrew Lock	2
17	610-T-161	100941	Adjusting Nut Lock	2
18	610-T-162	100940	Adjusting Nut	2
19	610-T-163	675249	Differential Cone Bearing Cup	2
20	610-T-164	675248	Differential Cone Bearing	2
21	610-T-165	667277	Center Pinion Bearing Cone	1
22	610-T-166	667278	Center Pinion Bearing Cup	1
23	610-T-167	815040	Pinion Bearing Spacer and Shim Kit	1
24	610-T-168	112354	Pinion Bearing Cage Shim (Thin)	
24A	610-T-169	112355	Pinion Bearing Cage Shim (Medium)	
24B	610-T-170	112356	Pinion Bearing Cage Shim (Thick)	
25	610-T-171	112350	Pinion Bearing Cage and Cup Assembly Includes Item 26	1
26	610-T-172	675257	Pinion Bearing Cup (Outer)	1
27	610-T-173	710288	Pinion Bearing Cone (Outer)	1
28	610-T-174	4E-08	Oil Seal Retainer Locating Screw Washer	1
29	610-T-175	1C-840C	Oil Seal Retainer Locating Screw	1
30	610-T-180	119184	Companion Flange	1
31	610-T-179	100950	Pinion Shaft Nut	1
32	610-T-181	1F-428	Pinion Shaft Nut Cotter	1
33	610-T-182	100951	Pinion Shaft Nut Washer	1
34	610-T-186	111720	Pinion Oil Seal	1
35	610-T-187	1C-928C	Oil Seal Retainer Capscrew	5
36	610-T-189	4E-09	Oil Seal Retainer Capscrew Lock Washer	5
37	610-T-191	112352	Oil Seal Retainer	1
38	610-T-192	112353	Oil Seal Retainer Gasket	1
39	610-T-193	100953	Thrust Screw	1
40	610-T-194	100954	Thrust Screw Lock	1
41	610-T-195	8D-14	Thrust Screw Nut	1
42	610-T-196	112279	Differential and Carrier Assembly <i>Holding</i> Includes Items 43 and 44	1
43	610-T-197	111656	Carrier Cap Plain Washer	4
44	610-T-198	100937	Carrier Cap Bolt	4
	610-T-199	815259	Plain and Flange Half Case Kit	1
	610-T-201	117199	Ring and Pinion Set	1
	610-T-203	106368	Differential Body Sub Assembly Includes Items 1, 3, and 6 - 12	1

FOR TRACTOR MODELS G-125, D-118, D-145



REF. NO.	VERSATILE NUMBER	CLARK NUMBER	DESCRIPTION	QTY.
	610-T-204V11	114449	PLANET SPIDER ASSEMBLY	1
1	610-T-205	114450	Planet Spider	2
2	610-T-206	106350	Thrust Washer	12
3	610-T-207	106351	Pinion Needle Roller	348
4	610-T-208	109088	Planet Pinion	6
5	610-T-209	106352	Pinion Roll Spacer	6
6	610-T-210	10J-12	Pinion Shaft Lock Ball	6
7	610-T-211	106349	Pinion Shaft	6

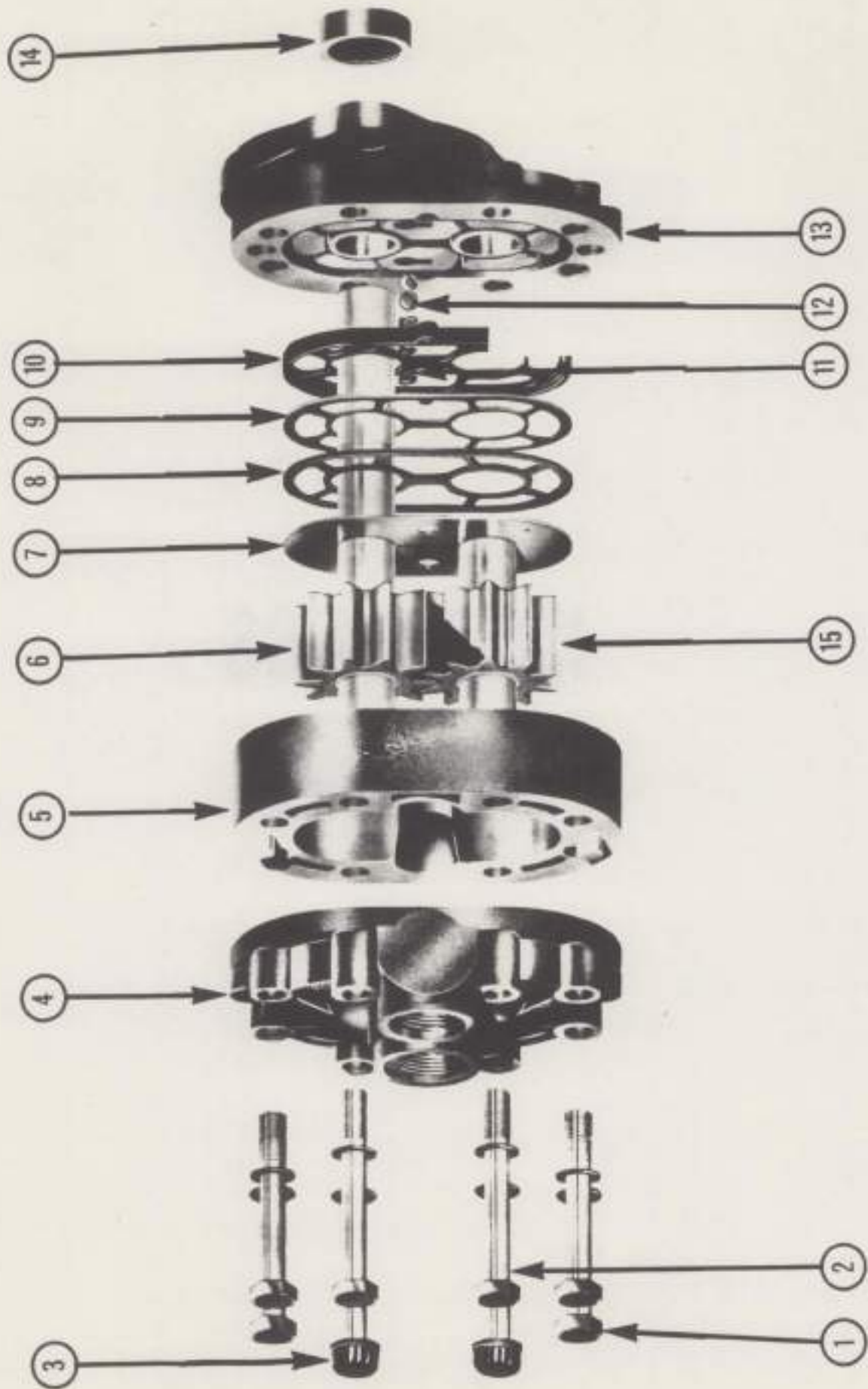
FOR TRACTOR MODELS G-125, D-118, D-145



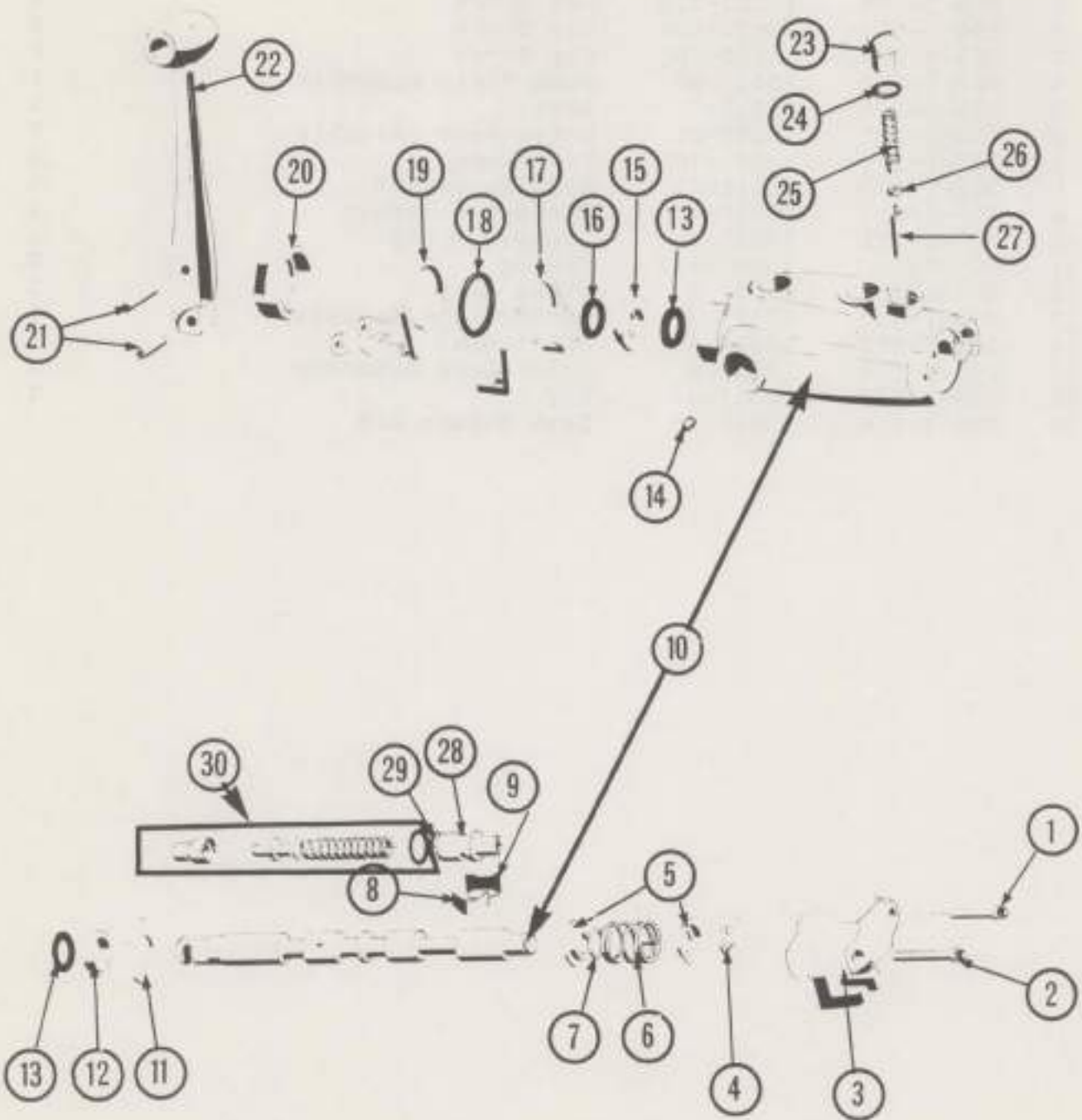
REF. NO.	VERSATILE NUMBER	CLARK NUMBER	DESCRIPTION	QTY.
	610-T-212V11	107264	BRAKE ASSEMBLY	1
1			Pawl to Plate Nut Not Sold Separately	1
2	610-T-213	872714	Brake Backing Plate Assembly	2
3			Brake Pawl Not Sold Separately	1
4			Brake Pawl to Plate Bolt Not Sold Separately	1
5	610-T-214	220968	Brake Actuating Roller	1
6	610-T-215	220965	Operating Lever Cam	2
7			Brake Shoe Not Sold Separately	4
8	610-T-219	942405	Brake Shoe Lining Kit	6
9	610-T-216	RU874	Rivet	84
10	610-T-217	220969	Brake Shoe Return Spring	
11	610-T-218	872812	Brake Shoe Assembly	

NOTES:

HYDRAULICS
SECTION 6

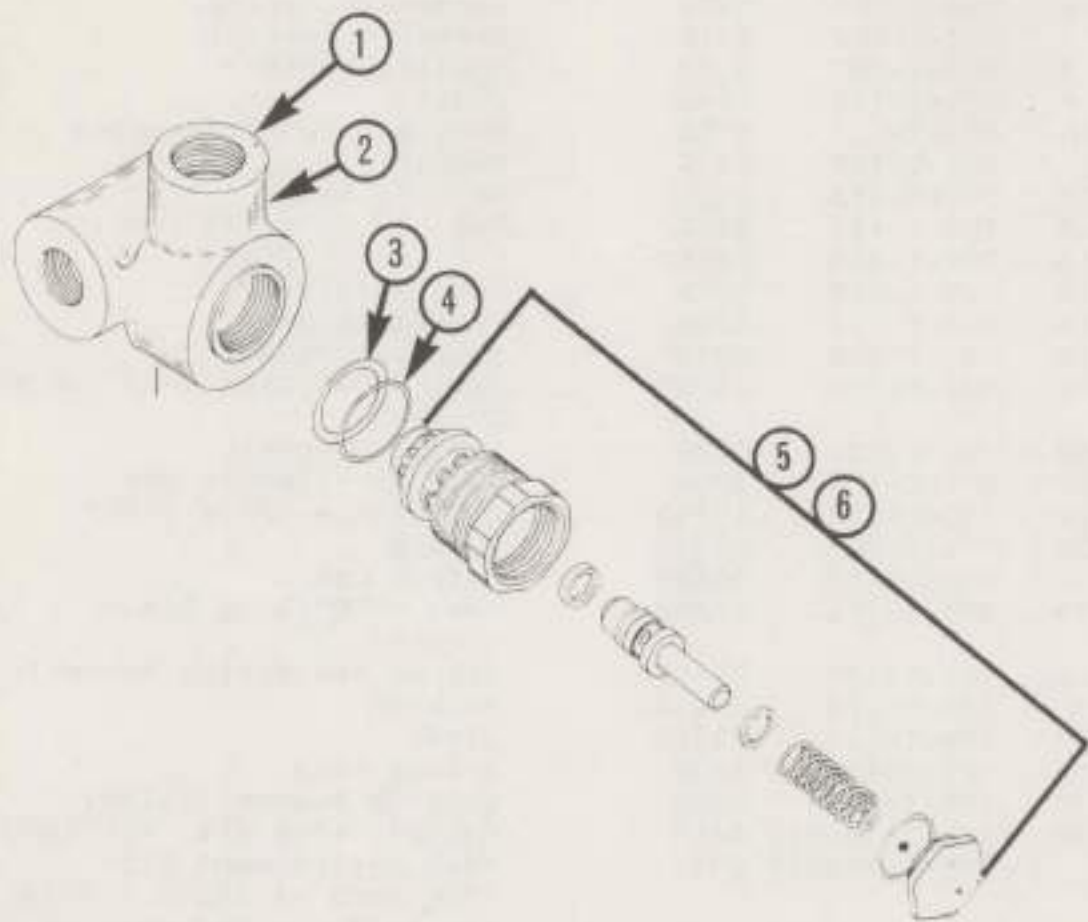


REF. NO.	VERSATILE NUMBER	CESSNA NUMBER	DESCRIPTION	QTY.
	705-T-101V51	24315-OBAA	CESSNA PUMP ASSEMBLY FOR TRACTOR MODELS G-125, D-118, D-145	
1	705-T-102	16032-526	Cap Screw	4
2	705-T-103	16032-530	Cap Screw	2
3	705-T-104	16119-530	Cap Screw	2
4	705-T-105	15511-50	Back Plate Assembly	1
5	705-T-106	15512-2	Body	1
6	705-T-107	15512-26	Drive Gear Assembly	1
7	705-T-108	15511-10	Diaphragm	1
8	705-T-109	15511-11	Back Up Gasket	1
9	705-T-110	15511-28	Protector Gasket	1
10	705-T-111	75511-9	Diaphragm Seal	1
11	SW-4020	15147-112	Spring	2
12	SW-4021	16006-7	Steel Ball	2
13	705-T-112	15511-3	Front Plate Assembly	1
14	705-T-113	15511-85	Shaft Seal	1
15	705-T-114	15512-6	Idler Gear Assembly	1
16	705-T-115	15511-44	Key	1
17	705-T-116	15511-43	Seal Repair Kit	



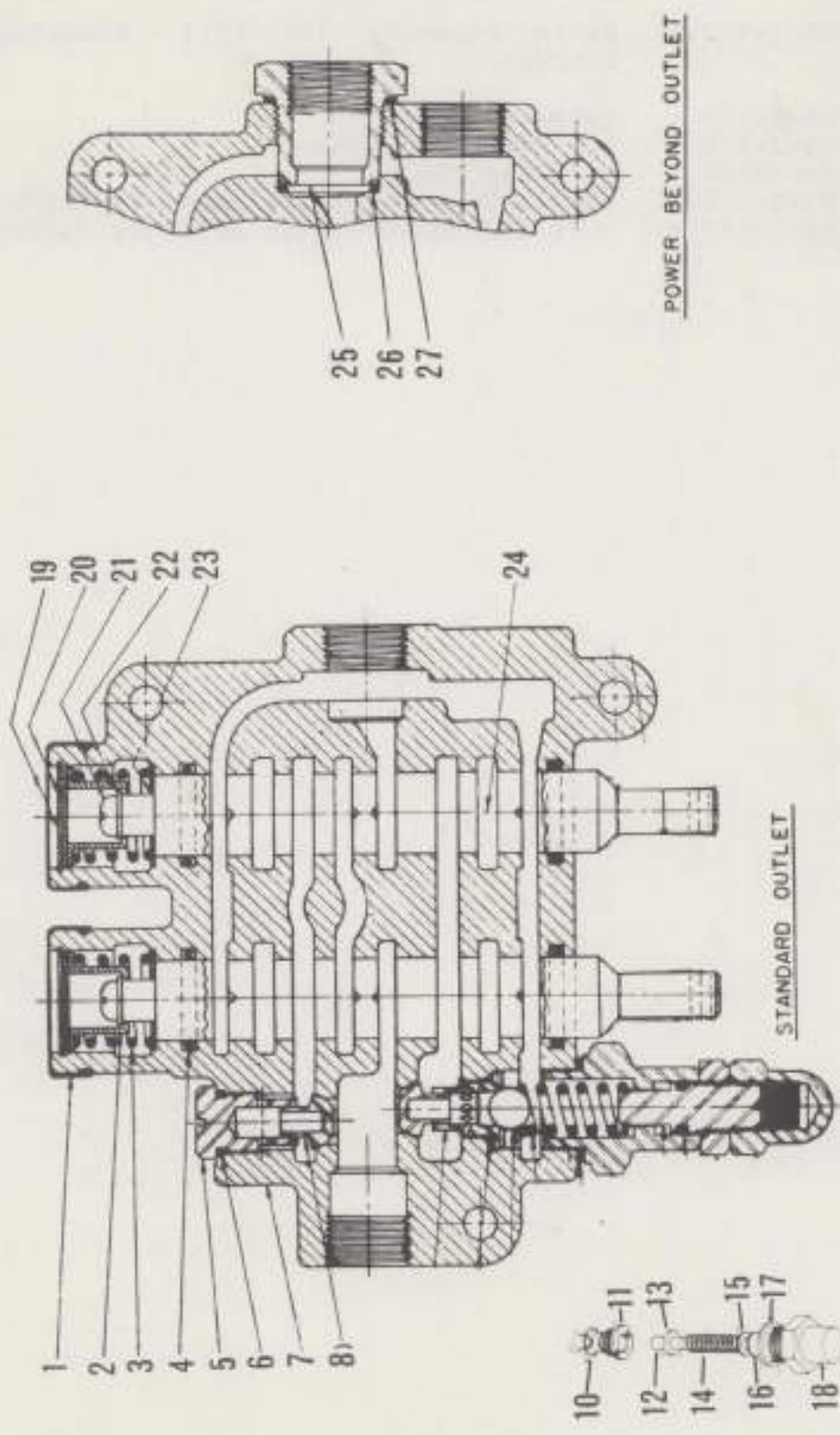
REF. NO.	VERSATILE NUMBER	CHAR-LYNN NUMBER	DESCRIPTION	QTY.
	700-T-101V51	IV-1060	CHAR-LYNN CONTROL VALVE FOR TRACTOR MODELS G-125, D-118 D-145	
1	707-T-102	21045-7	Cap Screw - 12 PT. 1/4 NC x 1"	1
2	707-T-103	21045-4	Cap Screw - 12 PT. 1/4 NC x 1-1/2"	1
3	707-T-104	5235	End Cap - Mounting End	1
4	707-T-105	5231	Retaining Ring	1
5	707-T-106	5238	Spring Seat	2
6	707-T-107	5370	Centering Spring	1
7	707-T-108	5119	Washer - Special	1
8	707-T-109	5493	Shuttle Spring	2
9	707-T-110	20450	Shuttle	1
10	707-T-111	5226	Body and Spool Assembly	1
11	707-T-112	5236	Washer	1
12	707-T-113	5237	Back Up Ring	1
13	707-T-114	5355	Seal 1" OD x 1/8 Section	2
14	707-T-115	14083	Conversion Plug	1
15	707-T-116	5239	Seal Retainer	1
16	707-T-117	5229	Vee Block Seal	1
17	707-T-118	20149	Mounting Bracket	1
18	707-T-119	15027	Seal - "O" Ring 1-3/4 OD x 1/8 Section	1
19	707-T-120	5233	Handle Bracket	1
20	707-T-121	5234	End Cap - Handle End	1
21	707-T-122	14143	Roll Pin - 1/4 x 1-1/8	2
22	707-T-123	20445	Handle	1
23	707-T-124	20538	Detent Cap	1
24	707-T-125	15202	Seal - "O" Ring 5/8 OD x 1/16 Section	1
25	707-T-126	20556	Spacer and Spring Assembly	1
26	707-T-127	20417	Bushing	1
27	707-T-128	20452	Blade	1
28	707-T-129	5230	Relief Plug	1
29	707-T-130	5369	Back Up Washer (Nylon)	1
30	707-T-131V11	5488	Relief Valve Kit (For 1500 PSI)	1
	707-T-132V11	5241	Seal Replacement Kit (One Each of 15012, 15027, 15202, and 5229 and Two Each of 5355)	1

RELIEF VALVES



28

REF. NO.	VERSATILE NUMBER	DESCRIPTION	QTY.
		RELIEF VALVES	
1	708-T-101V91	Relief Pressure (1500 PSI) - Implement Circuit Using Char-Lynn Control Valve	
	708-T-102V91	Relief Pressure (1800 PSI) - Steering Circuit	
2	708-T-103	Valve Housing	1
3	708-T-104	"O" Ring Seal (Inner)	1
4	708-T-105	"O" Ring Seal	1
5	708-T-106V51	Body and Relief Valve Assembly (1500 PSI)	1
6	708-T-107V51	Body and Relief Valve Assembly (1800 PSI)	1

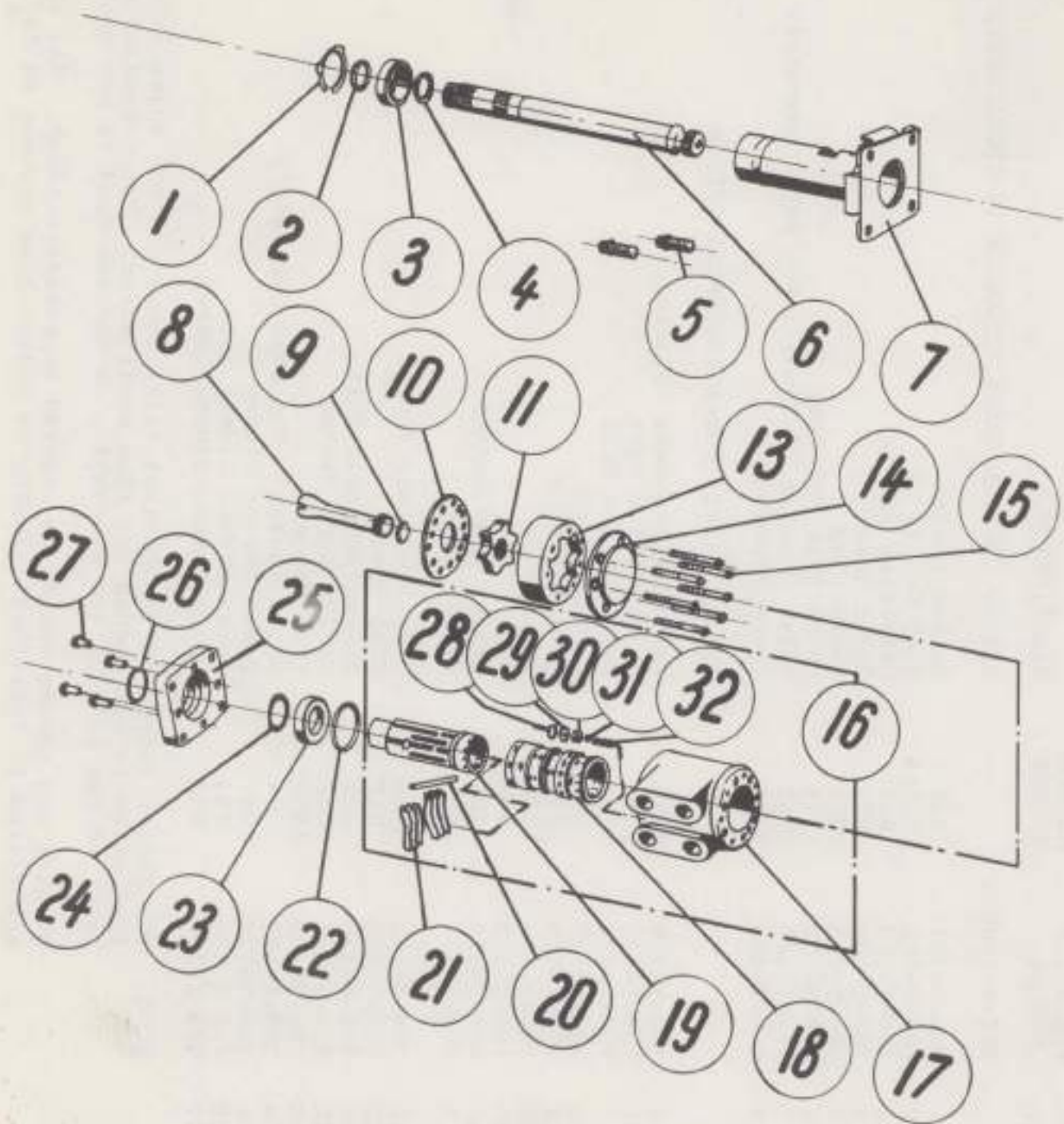


REF. NO.	VERSATILE NUMBER	GRESEN NUMBER	DESCRIPTION	QTY.
	706-T-100V51		GRESEN CONTROL VALVE ASSEMBLY (2-SPOOL UNIT)	
1	706-T-101	967	Rubber Bonnet	2
2	706-T-102	911-A	Stop Collar	2
3	706-T-103	913	Centering Spring	2
4	706-T-104	932	Spool Seal	4
5	706-T-105	2783	Check Plug	1
6	706-T-106	1141	Check Plug "O" Ring	1
7	706-T-107	2702	Valve Housing (2-Spool) Not Sold Separately	1
8	706-T-108	2781	Check Poppet	2
			RELIEF VALVE (NON-ADJUSTABLE) OPTION	
10	706-T-109	2706	Relief Valve Seat "O" Ring	1
11	706-T-110	2784	Relief Valve Seat	1
12	706-T-111	014	Relief Valve Ball	1
13	706-T-112	994	Spring Spacer	1
14	706-T-113	1212	Relief Spring	1
15	706-T-114	1213	Washer	1
16	706-T-115	949	Shim	As Req'd.
17	706-T-116	923	Relief Body Gasket	1
18	706-T-117	2587	Relief Body	1
19	706-T-118	914	Stop Disc Snap Ring	2
20	706-T-119	912	Stop Disc	2
21	706-T-120	510	Spring Assembly Bolt	2
22	706-T-121	2529	Spring Lock Washer	2
23	706-T-122	1202	Stop Washer	2
24	706-T-123	904	Spool (4-Way) Not Sold Separately	2
25	706-T-124	951	Power Beyond Sleeve Seal	1
26	706-T-125	954	Power Beyond Sleeve Seal	1
27	706-T-126	952	Power Beyond Sleeve Gasket	1

NOTE: The Relief Valve, on the Control Valve above, is the adjustable type which is not needed for this application. The non-adjustable type, to the left of the schematic, is the one used in our unit.

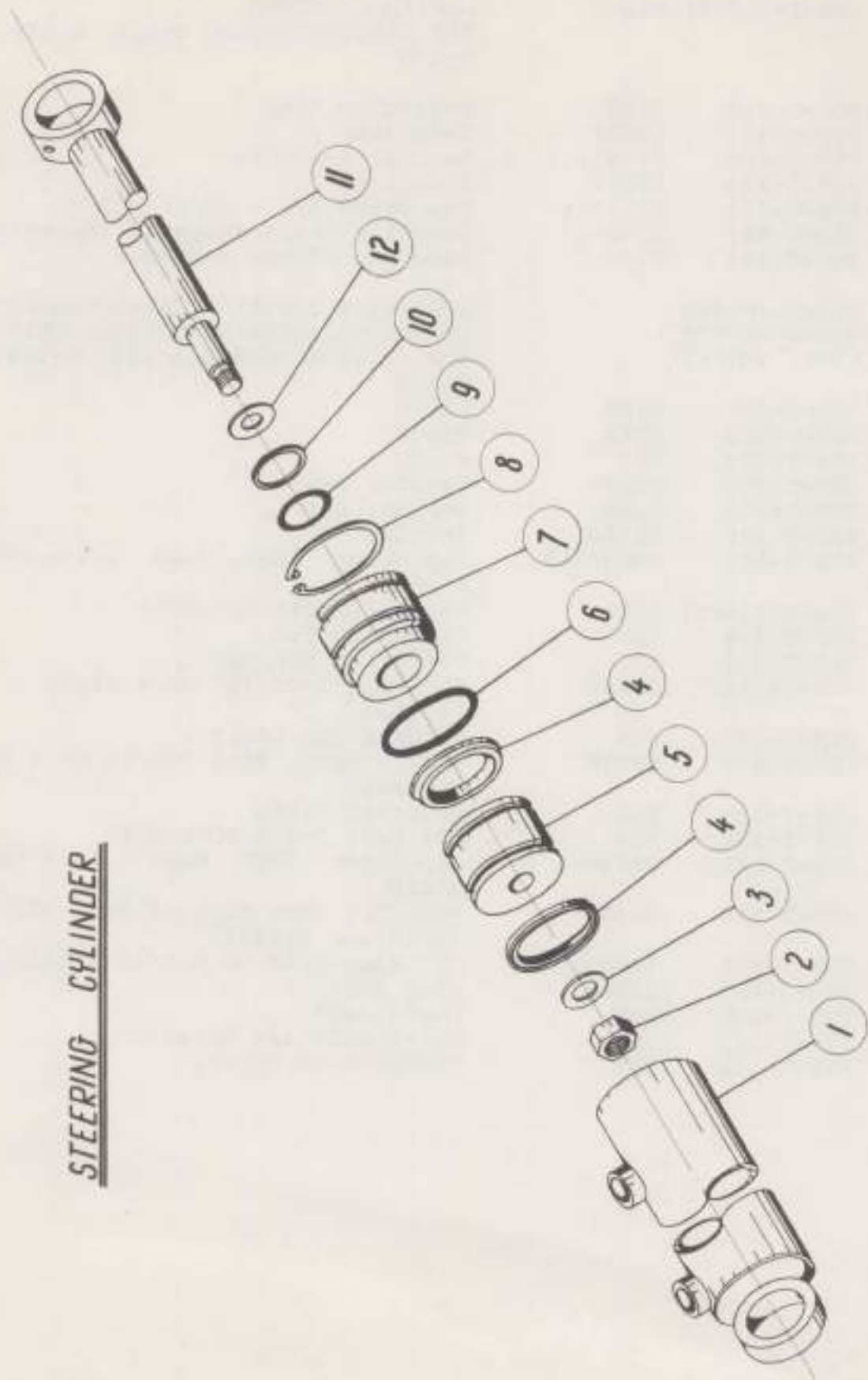
Housing and spools cannot be ordered as separate items. All spools are fitted to individual housing by select hone process at factory.

29



REF. NO.	VERSATILE NUMBER	CHAR-LYNN NUMBER	DESCRIPTION	QTY.
	709-T-123V51	SCB-3	ORBITROL COLUMN FOR TRACTOR MODELS G-125, D-118, D-145	1
1	709-T-125	5245	Retaining Ring	1
2	709-T-124	14092	Snap Ring	2
3	709-T-126	21146	Bearing Assembly	1
4	709-T-124	14092	Snap Ring	2
5	709-T-129	21049-1	Cap Screw 3/8 - 16 NC x 3/4	2
6	709-T-127	5249-1	Steering Shaft Assembly (Serrated)	1
7	709-T-128	5246-1	Tube and Flange Assembly	1
	709-T-101V91		CHAR-LYNN STEERING VALVE COMPLETE	
	709-T-101V51		CHAR-LYNN STEERING CONTROL UNIT	
	<i>✓709 T 145 V91</i>		FOR TRACTOR MODELS G-125, D-118, D-145	
8	709-T-102	5126	Drive	1
9	709-T-103	5178	Spacer	1
10	709-T-104	594	Plate	1
11	709-T-105	21080	Gerotor Set	1
13	709-T-105	21080	Gerotor Set	1
14	709-T-106	21176	End Cap	1
15	709-T-107	21045-13	Cap Screw 12PT. Head 1/4 - 20 NC x 2-7/8	7
16	709-T-115V11	5137	Control Parts Assembly	1
20	709-T-114	15	Centering Pin	1
21	709-T-113	370	Centering Spring	6
22	709-T-116	20783	"O" Ring 1-15/16" OD x 31/32 Section	1
23	709-T-117	846	Bushing Cap Locator	1
24	709-T-118	20599	Seal - Quad. Ring 1-5/16 OD x 1/8 Section	1
25	709-T-119	843	Mounting Plate	1
26	709-T-120	844	Oil Seal 1-1/4 OD x 1 ID	1
27	709-T-121	21046-1	Cap Screw 12PT. Head 5/16 - 18 NC x 5/8	4
	709-T-122	5140	Seal Kit (One Each of 844, 20599, 15006 and 20783)	1
28	709-T-108	15006	"O" Ring 7/16 OD x 1/16 Section	1
29	709-T-109	21124	Plug Seal	1
30	709-T-110	859	Check Seat	1
31	709-T-111	194	Steel Ball 1/4 Diameter	1
32	709-T-112	857	Compression Spring	1

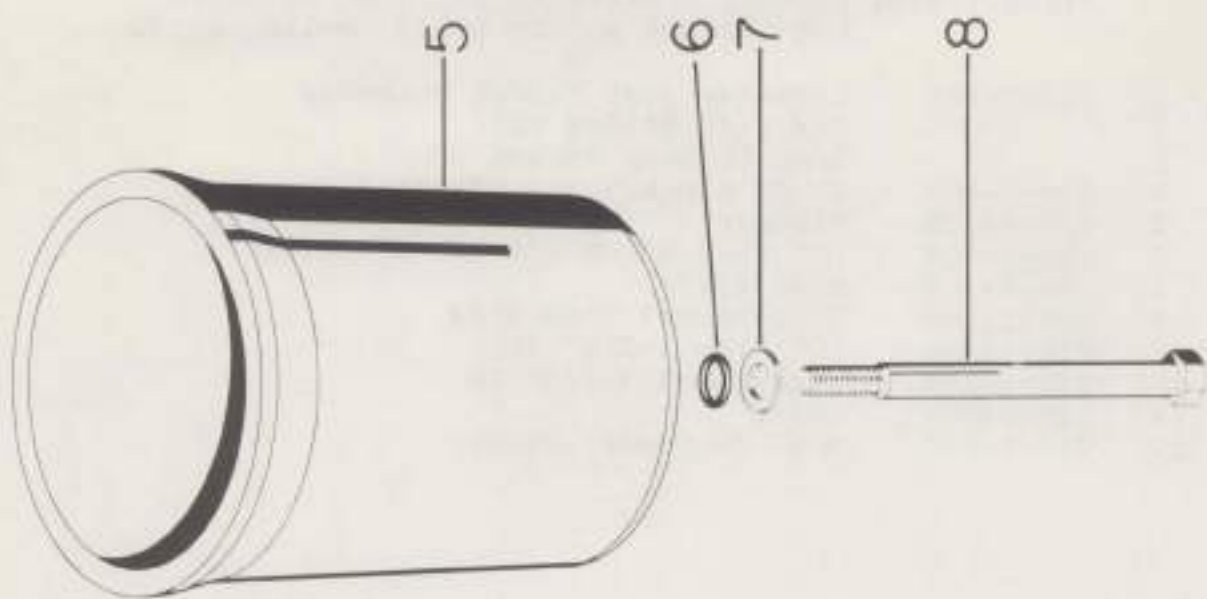
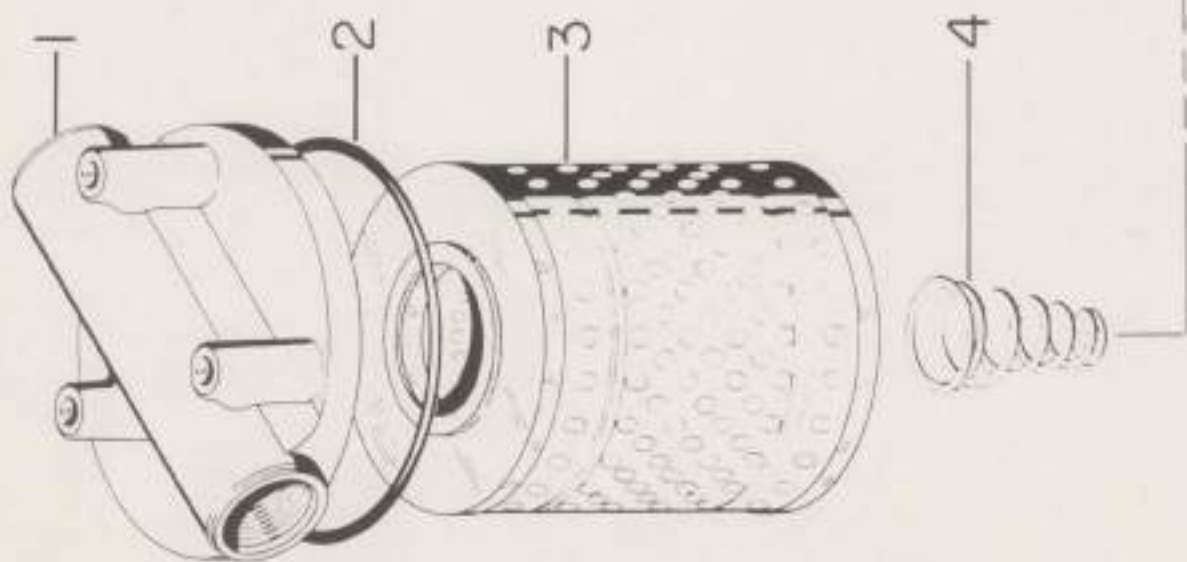
STEERING CYLINDER



31

REF. NO.	VERSATILE NUMBER	DESCRIPTION	QTY.
	710-T-100V51	HYDRAULIC STEERING CYLINDER ASSEMBLY FOR TRACTOR MODELS G-125, D-118, D-145	1
1	710-T-101	Cylinder Body Welded Assembly	1
2		3/4 - 16 NF Hex Nut	1
3		3/4" ID Star Washer	1
4	710-T-102	3" OD Block Vee # 711831 C.R.	2
5	710-T-103	Plunger	1
6	710-T-104	'O' Ring 3" OD x 3/16" Diameter	1
7	710-T-105	Head Plate	1
8	710-T-106	3" Internal Snap Ring	1
9	710-T-107	'O' Ring 1-3/8" ID	1
10	710-T-108	Wiper Seal 1-3/8" ID	1
11	710-T-109	Shaft	1
12	710-T-110	3/4" ID Copper Washer	1

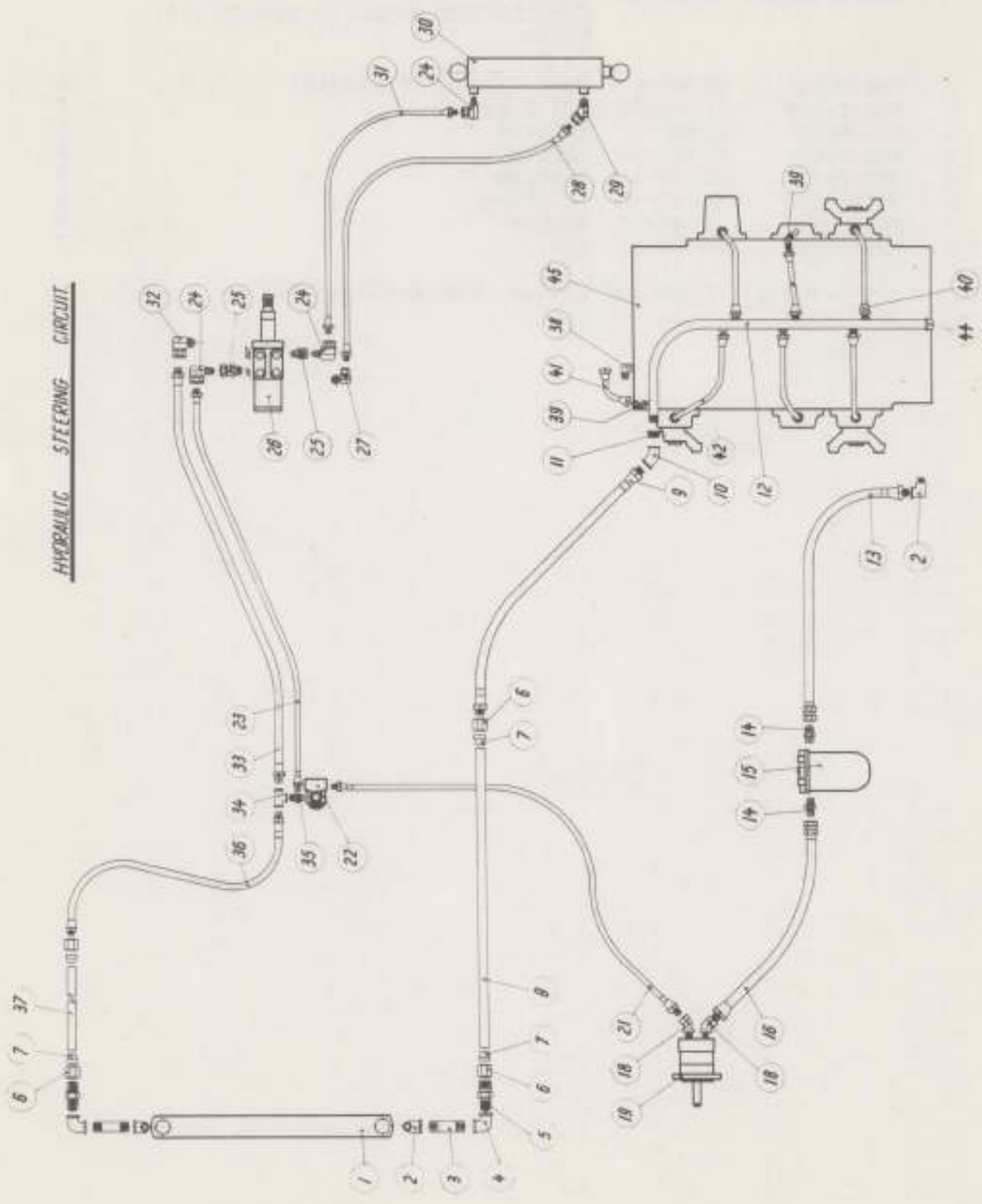
FILTER



32

REF. NO.	VERSATILE NUMBER	CLARK NUMBER	DESCRIPTION	QTY.
	704-T-100V91	62300-BE	FILTER ASSEMBLY FOR TRACTOR MODELS G-125, D-118, D-145	
1	704-T-101	62300-4	Base (Non Serviceable)	1
2	704-T-102	16004-23	"O" Ring	1
3	704-T-103	62300-C	Element	1
4	704-T-104	62400-16	Spring	1
5	704-T-105	62300-2C	Casting	1
6	704-T-106	16003-10	"O" Ring	1
7	704-T-107	16048-72	Washer	1
8	704-T-108	62400-28	Bolt	1
	704-T-109V11	62300-900	Filter (Replacement Kit)	

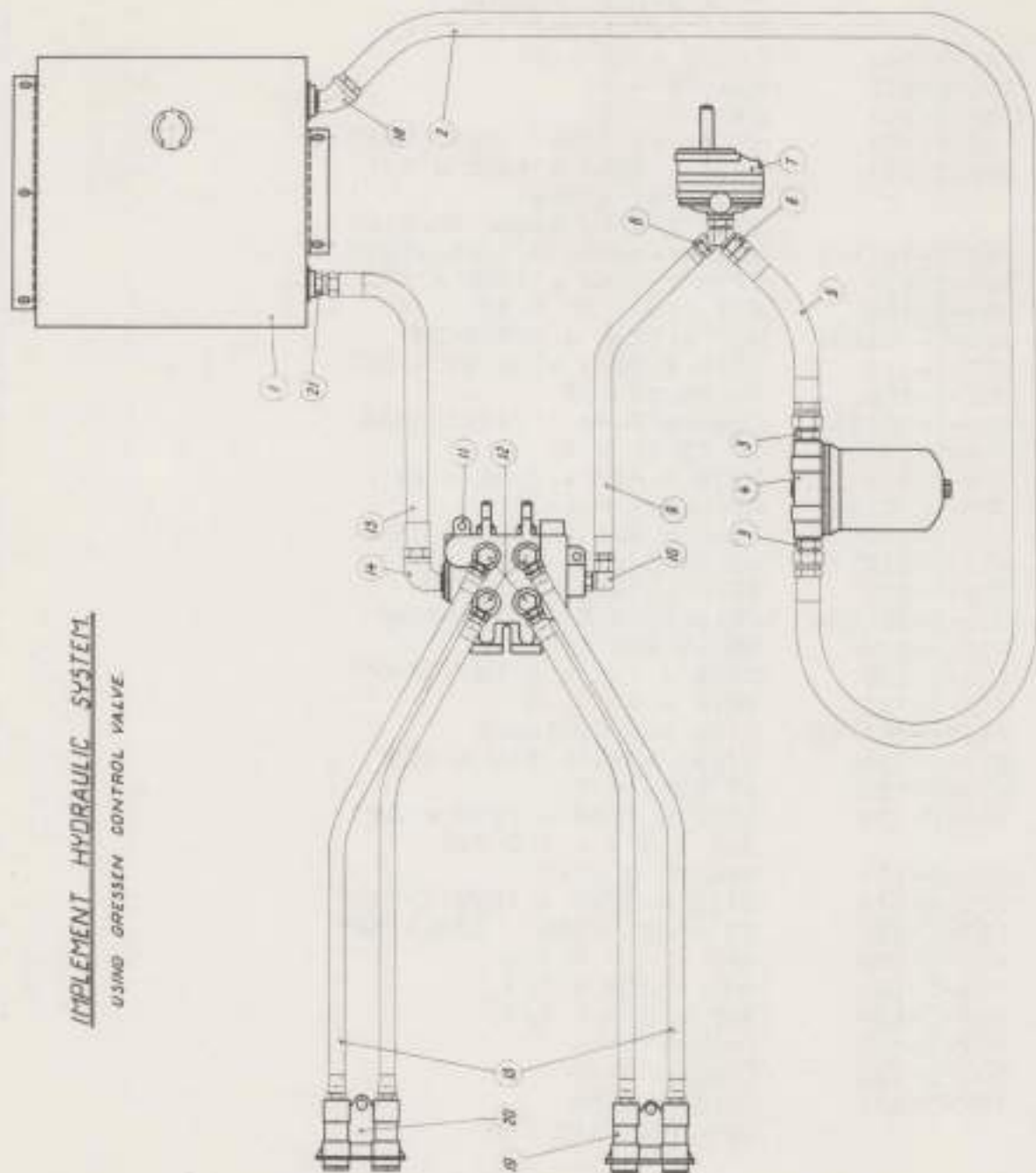
HYDRAULIC STEERING CIRCUIT



33

REF. NO.	VERSATILE NUMBER	DESCRIPTION	QTY.
	702-T-101V91	HYDRAULIC STEERING CIRCUIT FOR TRACTOR MODELS G-125, D-118, D-145	
1	702-T-102	Oil Cooler	1
2		1" Street Elbow	3
3		1" x 3-1/2" Nipple	2
4		1" - 90° Elbow	2
5	702-T-106	848FS - 16 x 16	2
6	702-T-107	841 FS - 1"	2
7	702-T-108	840 FS - 1"	2
8	702-T-109	1" Steel Tube .035 x 68"	1
9	702-T-110	D716 - 16MJ x 16MB x 24"	1
10		1" - 45° Elbow	1
11		1" x 3/4 Reducing Bushing	1
12	703-T-101V91	Transmission Oil Manifold	1
13	703-T-113	D716 x 16NJ x 16MB x 40"	1
14	701-T-104	848 FSO - 16 x 12	2
15	704-T-100V51	Oil Filter # 62300-BE	1
16	702-T-114	D716 x 16NJ x 12 MB x 38"	1
18	701-T-106	60 TB 12 x 12	1
19	705-T-101V51	Cessna Pump # 24315-OBAA	1
20	701-T-107	60 TB 10 x 8	1
21	702-T-115	D708 x 8MB x 10RA x 53"	1
22	708-T-101V11	Gresen # WJL-10	1
23	702-T-116	D708 x 8MB x 10RA x 18"	1
24	702-T-117	60 UA 8 x 8	3
25	702-T-118	60 SB 8 x 8	1
26	709-T-101V51	Char-Lynn Steering Pump	1
27	702-T-119	60 UB 8 x 8	1
28	702-T-120	D708 x 8MB x 8 MB x 140"	1
29	702-T-121	60TA - 08 x 08	1
30	710-T-101V51	Steering Cylinder	1
31	702-T-122	D708 x 8 MB x 8MB x 156"	1
32	702-T-123	60 UB 8 x 12	1
33	702-T-124	D712 x 12MB x 12MB x 24"	1
34		3/4 x 3/4 x 1/2 Tee	1
35	702-T-131	848 FS 8 x 10	1
36	702-T-126	D712 x 12MB x 12MB x 34"	1
37	702-T-127	1" Steel Tube .035 x 68"	1
38	702-T-128	49F - 3/8 x 1/4	1
39	702-T-129	54F - 3/8 x 1/4	2
40	702-T-130	48F - 3/8 x 1/4	12
41	702-T-132	Copper Line	
42	702-T-133	Copper Line	
43	702-T-134	Copper Line	
44		3/4 NPT Pipe Cap	1

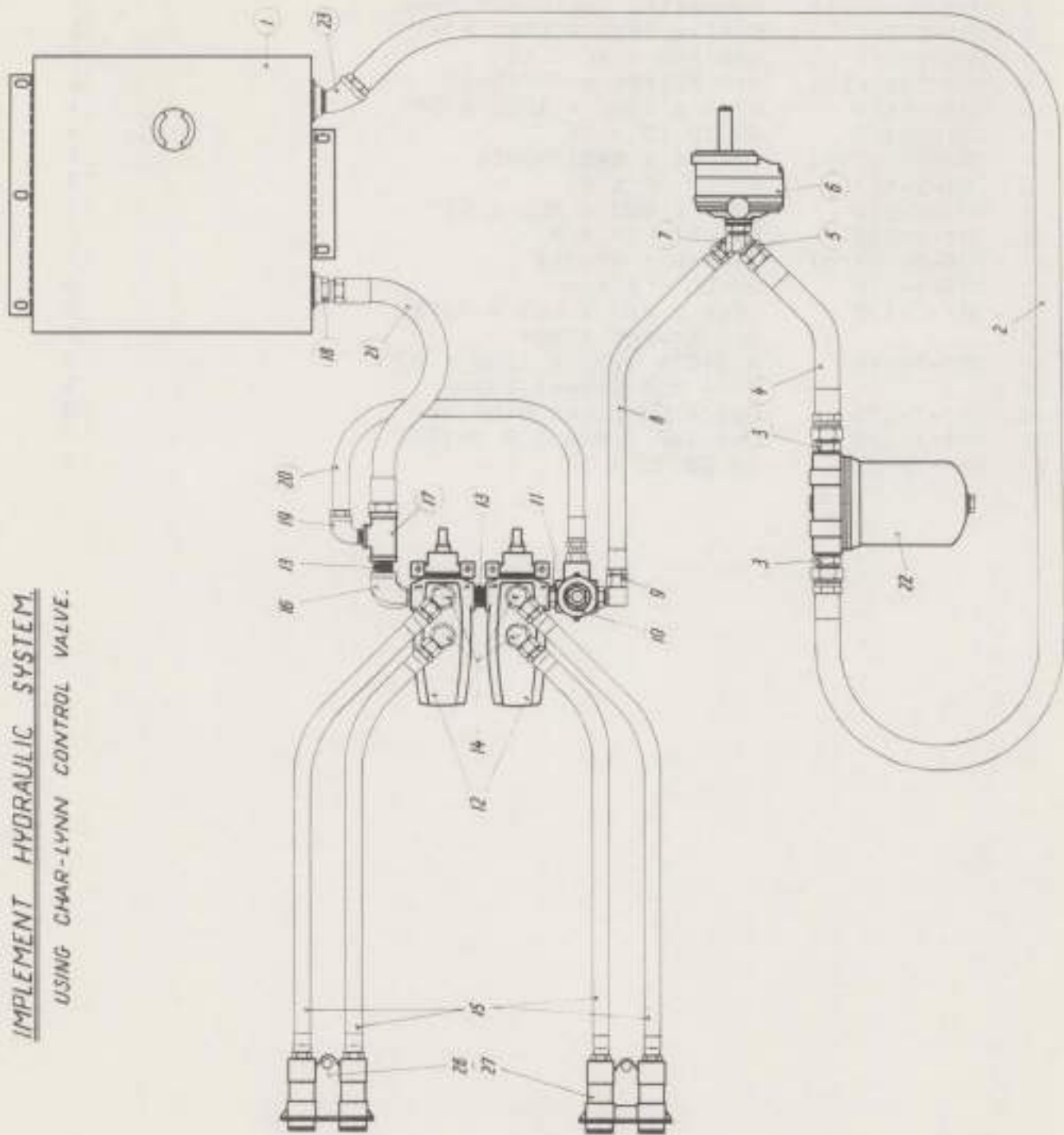
IMPLEMENT HYDRAULIC SYSTEM
USING GRESSEN CONTROL VALVE



34

REF. NO.	VERSATILE NUMBER	DESCRIPTION	QTY.
	701-T-102V91	IMPLEMENT HYDRAULIC DIAGRAM USING GRESEN CONTROL VALVE FOR TRACTOR MODELS G-125, D-118, D-145	
1	700-T-102V51	Hydraulic Implement Tank	1
2	701-T-103	D716 x 16MB x 16NJ x 60"	1
3	701-T-104	848 FSO - 16 x 12	2
4	704-T-100V51	Oil Filter # 62300-BE	1
5	701-T-105	D716 x 16NJ x 12MB x 36"	1
6	701-T-106	60 TB 12 x 12	1
7	705-T-101V51	Cessna # 24315-OBAA	1
8	701-T-107	60 TB 10 x 8	1
9	701-T-108	D708 x 8MB x 8MB x 62"	1
10	701-T-109	60 UB - 10 x 8	1
11	706-T-101V51	Gresen # SP-4-4	1
12	702-T-119	60 UB - 8 x 8	4
13	701-T-112	D708 x 8MB x 8MB x 15'2"	4
14		3/4 Street Elbow	1
15	701-T-118	R 712 x 12MB x 12MB x 62"	1
18		1" - 45° Street Elbow	1
19	701-T-121	Quick Couplers # M-118	4
20	701-T-122	Coupler Bracket # M-130	2
21	701-T-123	60 SA 12 x 12	1

IMPLEMENT HYDRAULIC SYSTEM
USING CHAR-LYNN CONTROL VALVE.



35

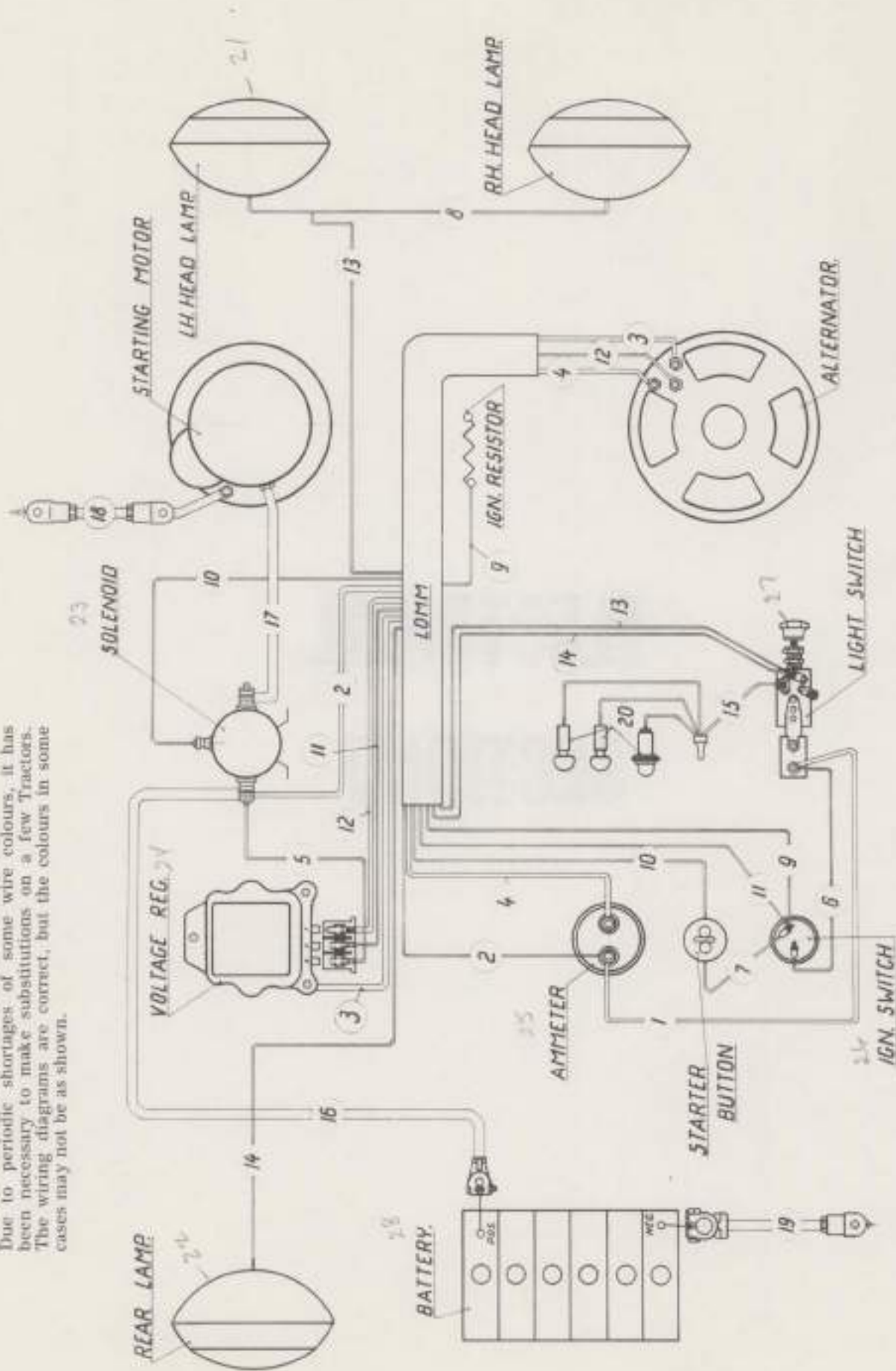
REF. NO.	VERSATILE NUMBER	DESCRIPTION	QTY.
	701-T-101V91	IMPLEMENT HYDRAULICS DIAGRAM USING CHAR-LYNN CONTROL VALVE FOR TRACTOR MODELS G-125, D-118, D-145	
1	700-T-102V51	Hydraulic Implement Tank	1
2	701-T-103	D716 x 16MB x 16NJ x 60"	1
3	701-T-104	848 PSO - 16 x 12	2
4	701-T-105	D716 x 16NJ x 12MB x 36"	1
5	701-T-106	60 TB - 12 x 12	1
6	705-T-101V51	Cessna # 24315-OBAA	1
7	701-T-107	60 TB - 10 x 8	1
8	701-T-108	D708 x 8MB x 8MB x 62"	1
9	701-T-109	60 UB - 10 x 8	1
10	708-T-101V11	848 FS - 10 x 8	1
11	701-T-110	848 FS - 10 x 8	1
12	707-T-101V51	Char-Lynn Control Valve	2
13		3/4 Close Nipple	2
14	702-T-118	60 UA - 8 x 8	4
15	701-T-112	D708 x 8MB x 8MB x 15'2"	4
16		3/4 Street Elbow	1
17		3/4 x 3/4 x 1/2 Tee	1
18	701-T-123	60 SA - 12 x 12	1
19		1/2 Street Elbow	1
20	701-T-117	D708 x 8MB x 10RC x 20"	1
21	701-T-118	R712 x 12MB x 12MB x 62"	1
22	704-T-101V51	Oil Filter # 62300-De	1
23		1" - 45° Street Elbow	1
26	701-T-121	Quick Couplers # M-118	4
27	701-T-122	Coupler Brackets # M-130	2

NOTES:

ELECTRICAL
SECTION 7

TRACTOR MODEL G-125 ELECTRICAL SYSTEM

Due to periodic shortages of some wire colours, it has been necessary to make substitutions on a few Tractors. The wiring diagrams are correct, but the colours in some cases may not be as shown.



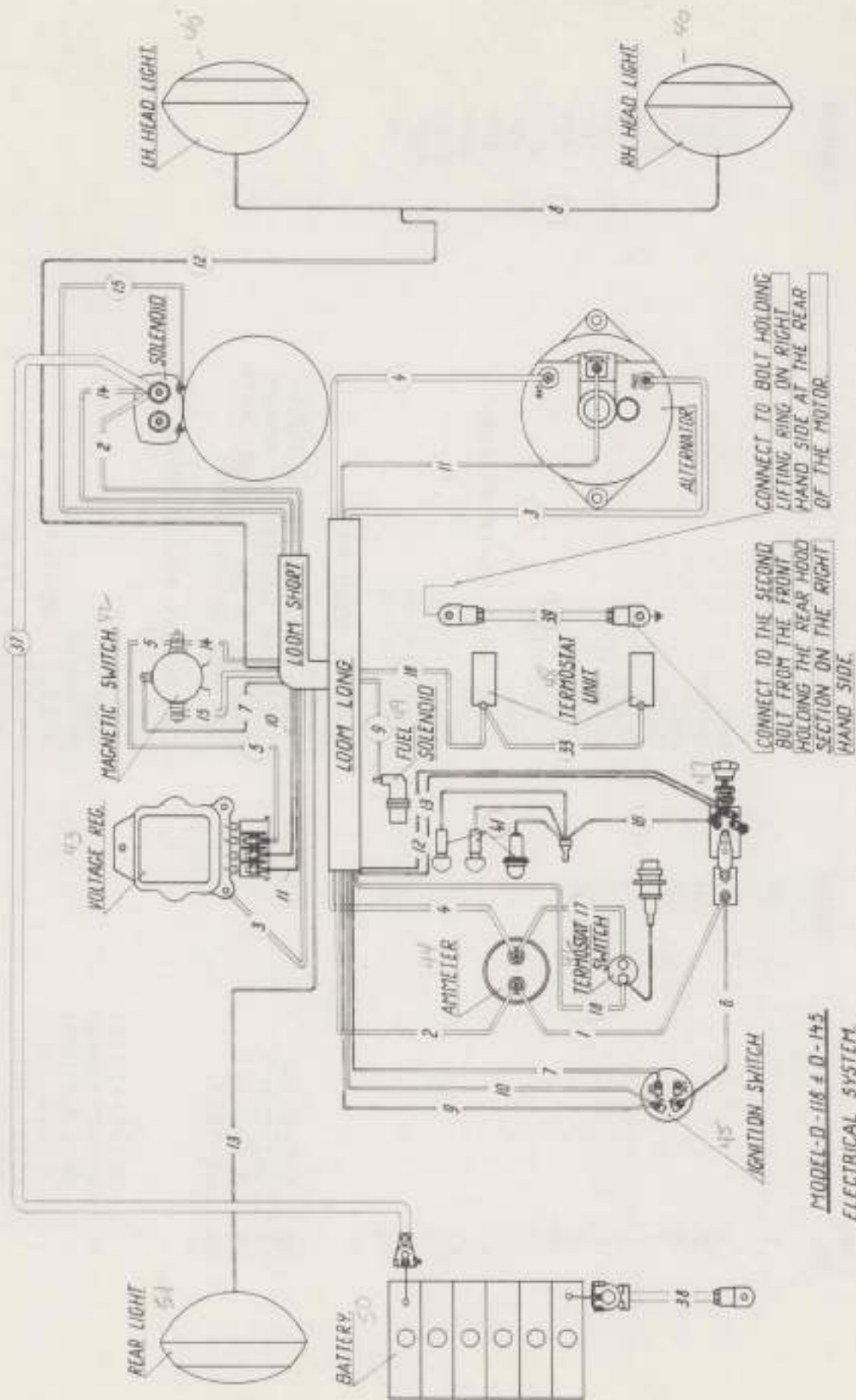
MODEL G-125
ELECTRICAL SYSTEM

ELECTRICAL DIAGRAM
FOR TRACTOR MODEL G-125

REF. NO.	VERSATILE NO.	GAUGE	DESCRIPTION	LENGTH
1		10	WIRING - COLOUR	
1		10	Red	20"
2		10	Brown	18"
3		10	Red	54"
4		10	Green	77"
5		14	Yellow	8"
6		16	Light Blue	6"
7		16	Black	6"
8		16	Light Green	24"
9		16	Light Blue	42"
10		16	Black	42"
11		16	Black with White Stripe	46"
12		16	White	58"
13		16	Light Green	112"
14		16	Light Green	180"
15		16	Light Green	6"
			HEAVY GROUND WIRE	
16	607-T-102		Battery to Solenoid Cable	
17	607-T-103		Solenoid to Starter Motor	
18	607-T-101		Starter Motor Ground Cable	
19	SW-1204		Battery Ground Cable	
			ELECTRICAL ACCESSORIES	
21	607-T-114V51		Head Lamps	
22	607-T-115V51		Rear Lamp	
23	607-T-113V51		Solenoid	
24	607-T-122		Voltage Regulator	
25	607-T-109		Ammeter	
26	36.17.32.V1		Ignition Switch	
27	607-T-110V51		Light Switch	
28	607-T-117V51		Battery	
29	607-T-116V51		Dash Light	

TRACTOR MODELS D-118 & D-145 ELECTRICAL SYSTEM

Due to periodic shortages of some wire colours, it has been necessary to make substitutions on a few Tractors. The wiring diagrams are correct, but the colours in some cases may not be as shown.



MODEL-D-118 & D-145
ELECTRICAL SYSTEM

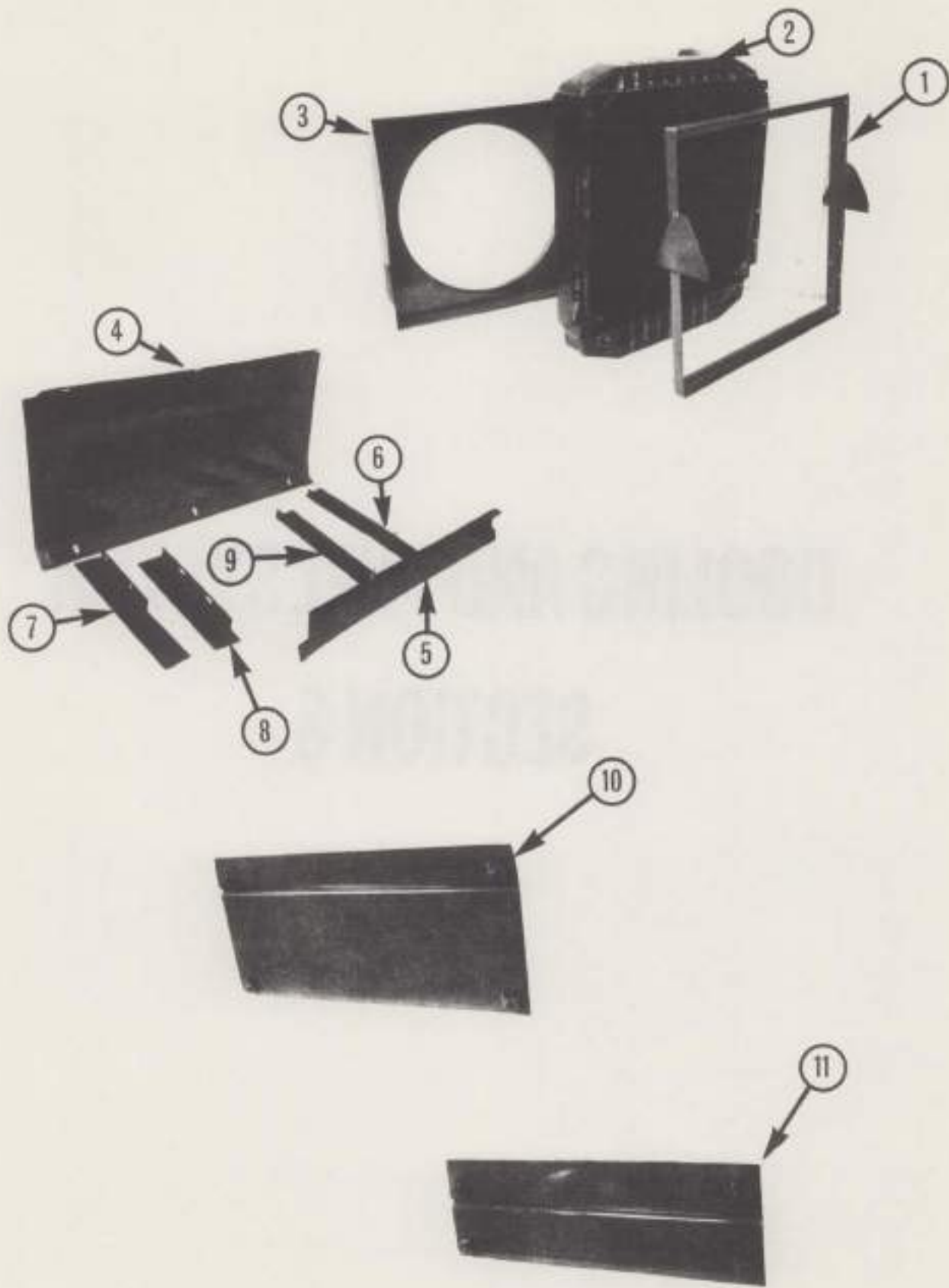
ELECTRICAL DIAGRAM
FOR TRACTOR MODELS D-118, D-145

REF. NO.	VERSATILE NO.	GAUGE	DESCRIPTION	WIRING - COLOUR	LENGTH
1		10		Red	20"
2		10		Brown	70"
3		10		Red	55"
4		10		Green	64"
5		14		Yellow	28"
6		16		Light Blue	6"
7		16		Black	57"
8		16		Light Green	24"
9		16		Light Blue	50"
10		16		Black with White Stripe	57"
11		16		White	55"
12		16		Light Green	122"
13		16		Light Green	180"
14		10		Green	28"
15		14		Green with White Stripe	28"
16		16		Light Green	6"
17		10		Black	18"
18		10		Black	48"
33		10		Black	16" (D-150 Only)
HEAVY GROUND WIRE					
37	607-T-106		Battery to Solenoid Cable		
38	607-T-104		Battery Ground Cable		
39	607-T-105		Motor Ground Cable		
ELECTRICAL ACCESSORIES					
40	607-T-114V51		Head Lamps		
41	607-T-115V51		Rear Lamp		
42	607-T-123		Magnetic Switch		
43	607-T-124		Voltage Regulator		
44	607-T-109		Ammeter		
45	607-T-111V51		Ignition Switch		
46	607-T-112V51		Thermostat Switch		
47	607-T-110V51		Light Switch		
48	607-T-125		Thermostat Unit		
49	607-T-126		Fuel Solenoid		
50	607-T-118V51		Battery		
51	607-T-116V51		Dash Light		

37

NOTES:

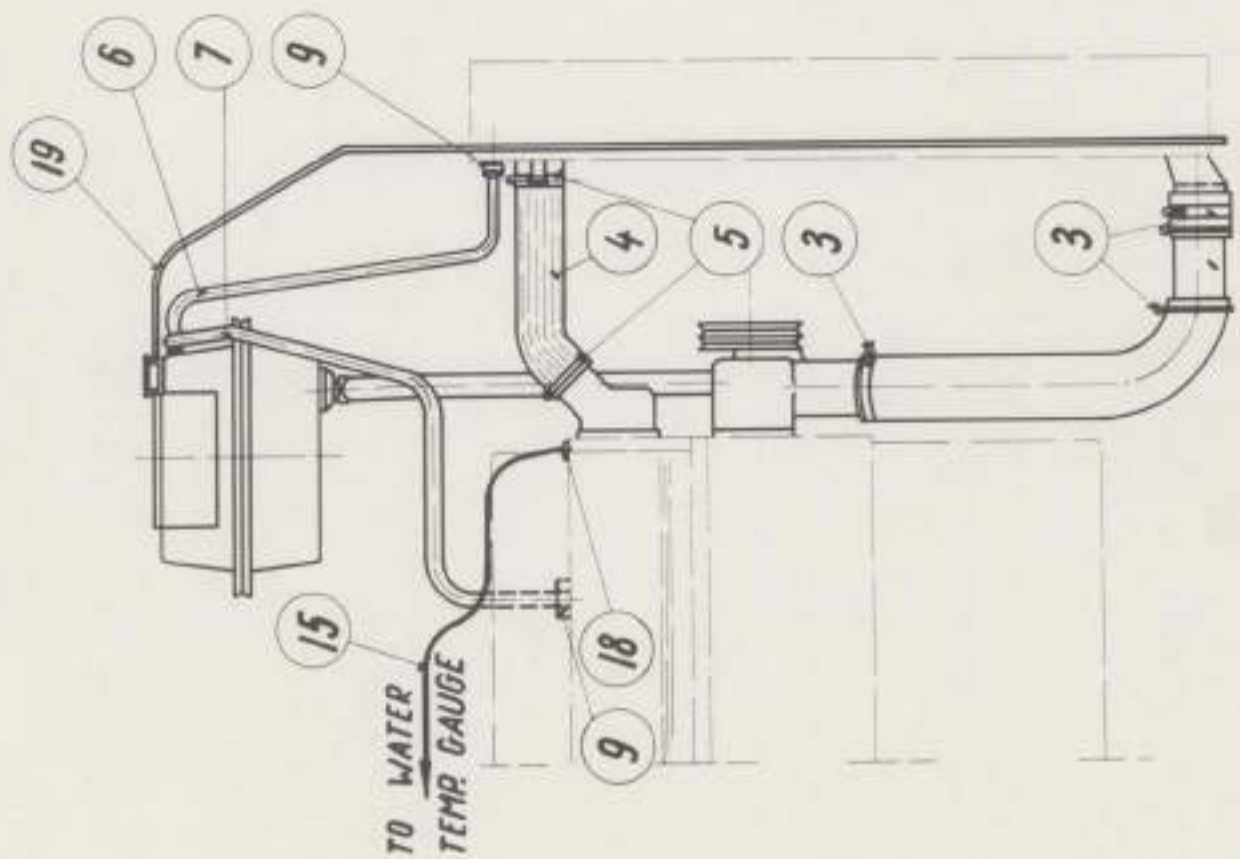
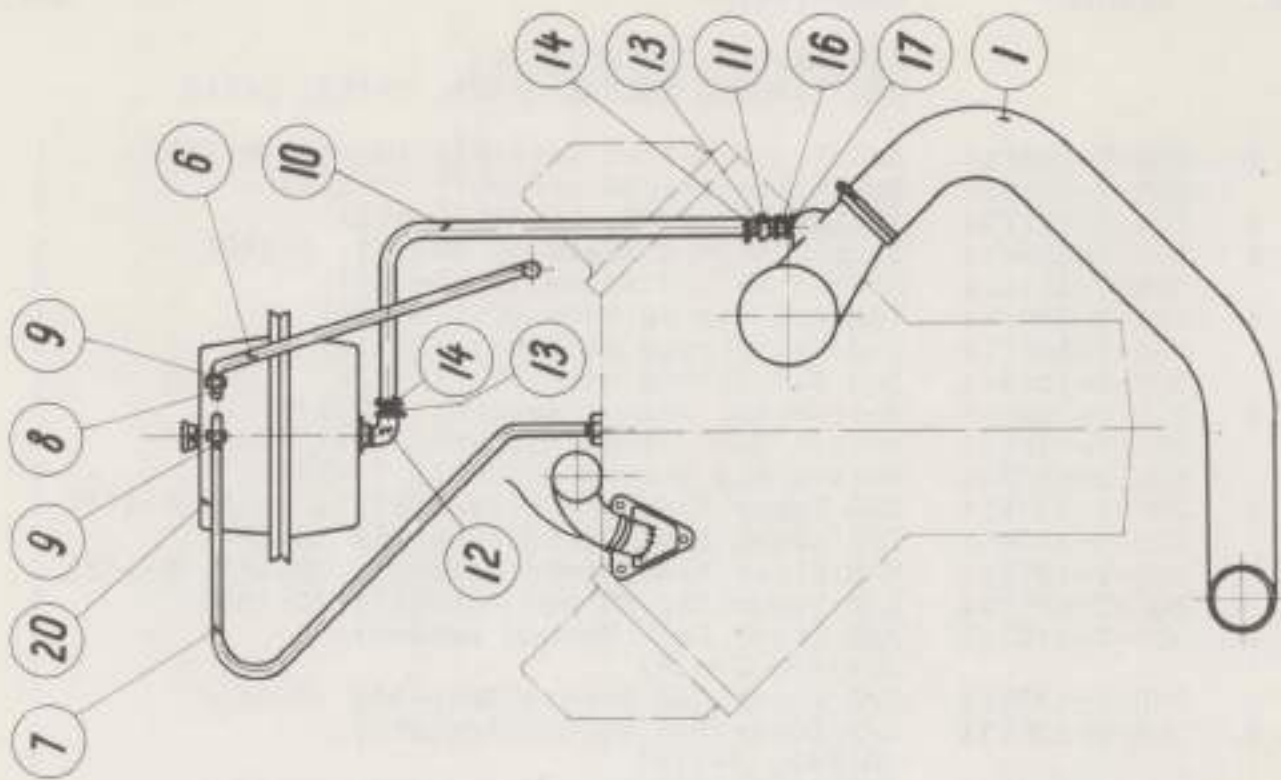
COOLING AND FUEL SYSTEM
SECTION 8



38

REF. NO.	VERSATILE NUMBER	DESCRIPTION	QTY.
		RAD AND SHROUD ASSEMBLY FOR TRACTOR MODELS G-125, D-118, D-145	
1	300-T-106V11	Rad Frame Welded Assembly (D-118, D-145)	1
	300-T-107V11	Rad Frame Welded Assembly (G-125)	1
2	609-T-117V51	Radiator (G-125, D-118, D-145)	1
3	300-T-108V11	Shroud Welded Assembly (D-118, D-145)	1
	300-T-111V11	Shroud Welded Assembly (G-125)	1
4	300-T-132V11	Top Rad Shroud Assembly (D-145)	1
	300-T-146V11	Top Rad Shroud Assembly (D-118)	1
	300-T-155V11	Top Rad Shroud Assembly (G-125)	1
5	300-T-143V11	Bottom Rad Shroud Assembly (D-145)	1
	300-T-148V11	Bottom Rad Shroud Assembly (D-118)	1
	300-T-122V11	Bottom Rad Shroud Assembly (G-125)	1
6	300-T-134V11	L/H Upper Rad Shroud Assembly (D-145, D-118)	1
	300-T-125V11	L/H Upper Rad Shroud Assembly (G-125)	1
7	300-T-137V11	R/H Upper Rad Shroud Assembly (D-145, D-118)	1
	300-T-126V11	R/H Upper Rad Shroud Assembly (G-125)	1
8	300-T-142V11	R/H Lower Rad Shroud Assembly (D-145, D-118)	1
	300-T-130V11	R/H Lower Rad Shroud Assembly (G-125)	1
9	300-T-139V11	L/H Lower Rad Shroud Assembly (D-145, D-118)	1
	300-T-129V11	L/H Lower Rad Shroud Assembly (G-125)	1
10	300-T-150V11	Air Deflector Welded Assembly (D-118, G-125)	1
11	300-T-152V11	Air Deflector Welded Assembly (D-145)	1

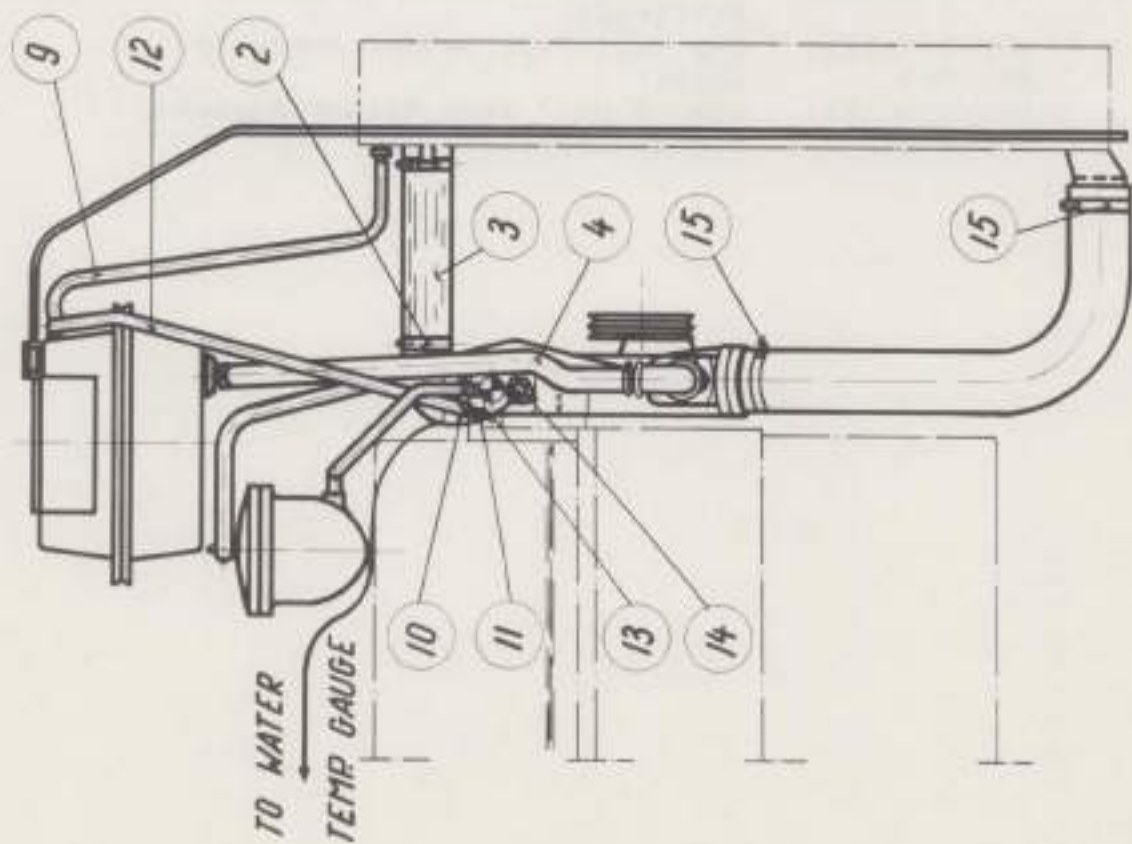
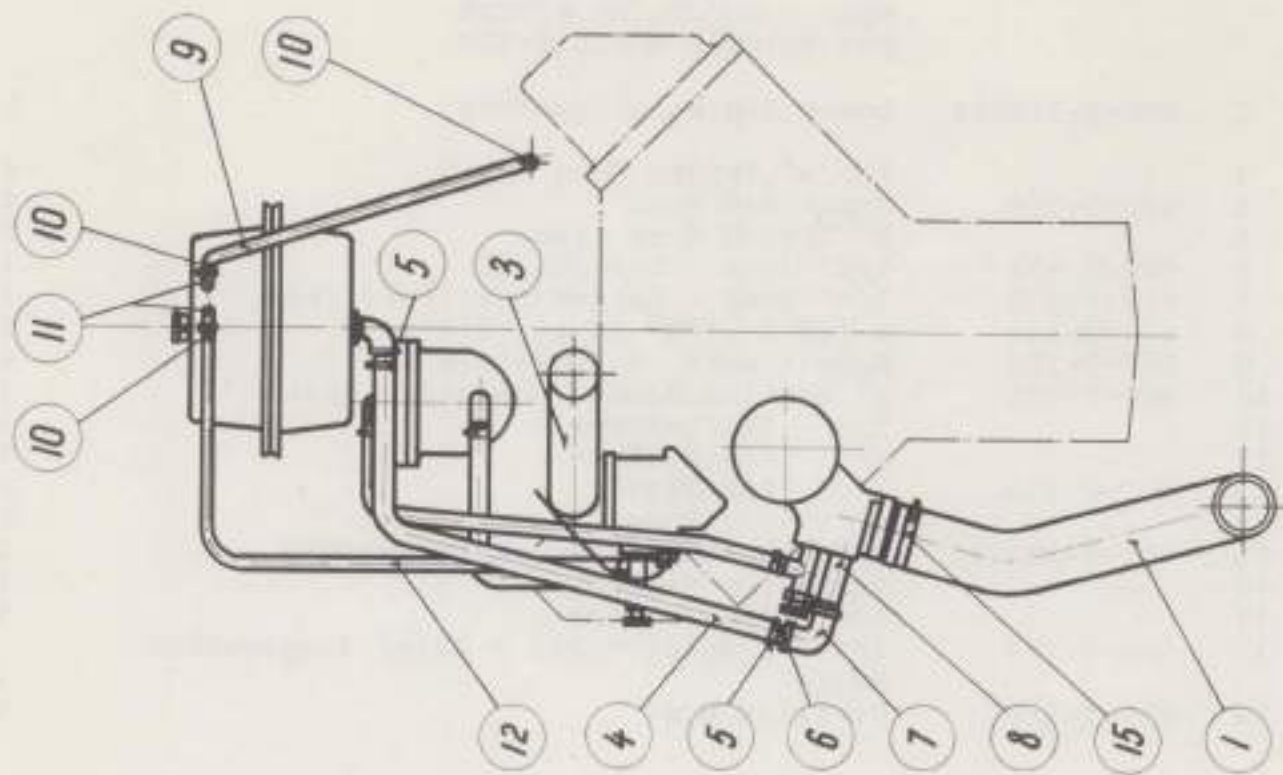
COOLING SYSTEM FORD



39

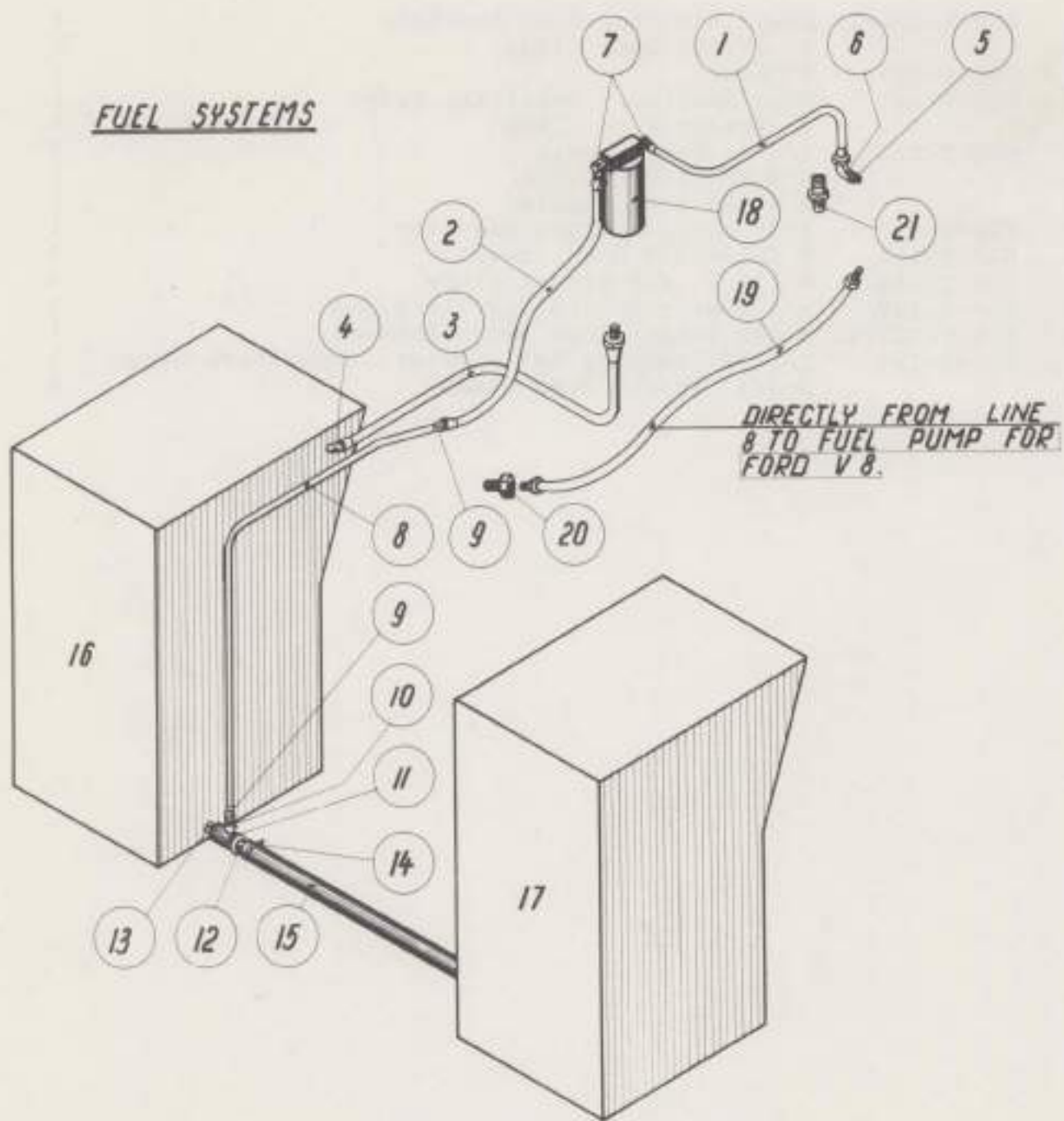
REF. NO.	VERSATILE NUMBER	DESCRIPTION	QTY.
		FORD V-8 COOLING SYSTEM FOR TRACTOR MODEL G-125	
1	609-T-116V11	Lower Rad Hose Assembly	1
3		2-3/4" Trydon Hose Clamp	4
4	609-T-120	Upper Rad Hose	1
5		2" Trydon Hose Clamp	2
6	609-T-123 ^A	1/4" Hose - Return Rad	1
7	609-T-122 ¹³⁵	1/4" Hose - Return Auxiliary Tank ^{v 27 1/2}	1
8	609-T-114	# 116-B 1/8" Street Elbow	2
9	609-T-113	Hose Insert # KFO4-02PS	4
10	609-T-121 ⁶⁰⁹⁷³⁰	1" Suction Hose - Auxiliary Tank ^{v 29 1/2}	1
11		3/4 - 1/2 Reducer	1
12		3/4" Street Elbow	1
13	608-T-113	3/4" Pipe Nipple	2
14		1" Trydon Hose Clamp	2
15	609-T-125V11	Water Temperature Gauge Assembly	1
16		1/2" Pipe Nipple	1
17		1/2" Street Elbow	1
18	609-T-124	1/2 NPT Adaptor Nut - Water Temperature Gauge	1
19	609-T-129	Overflow Hose	1
20	609-T-105V91	Rad Auxiliary Tank (Complete with Cap and Fittings)	1
	609-T-106V11	Top Half Tank Welded Assembly	1
	SW-1767	Gasket	1
	609-T-107V11	Bottom Half Tank Welded Assembly	1
	609-T-112	7 Pound Pressure Cap	1

COOLING SYSTEM DIESEL.



REF. NO.	VERSATILE NUMBER	DESCRIPTION	QTY.
V-6 AND V-8 DIESEL COOLING SYSTEM FOR TRACTOR MODELS D-118 AND D-145			
1	609-T-127V11	Lower Radiator Hose Assembly	1
2		2" Trydon Hose Clamp	2
3	609-T-120	2" Hose	1
4	609-T-121-A	Hose Suction - Auxiliary Tank <i>1" x 3/4"</i>	1
5		1" Trydon Hose Clamp	2
6	608-T-113	3/4" - Pipe Nipple	2
7		3/4 NPT x 90° Elbow	1
8		3/4 NPT x 4" Nipple	1
9	609-T-123-A	1/4" Hose - Return Radiator	1
10	609-T-113	# KF04-02PS Hose Insert	4
11	609-T-114	# 116-B 1/8 Street Elbow	4
12	609-T-122	1/4 Hose - Return Auxiliary Tank <i>1/4" x 2 1/2"</i>	1
13	609-T-125V11	Water Temperature Gauge Assembly	1
14	609-T-124	1/2 NPT Adapter Nut - Water Temperature Gauge	1
15		2-3/4" Trydon Hose Clamp	2

FUEL SYSTEMS



REF. VERSATILE
NO. NUMBER

DESCRIPTION

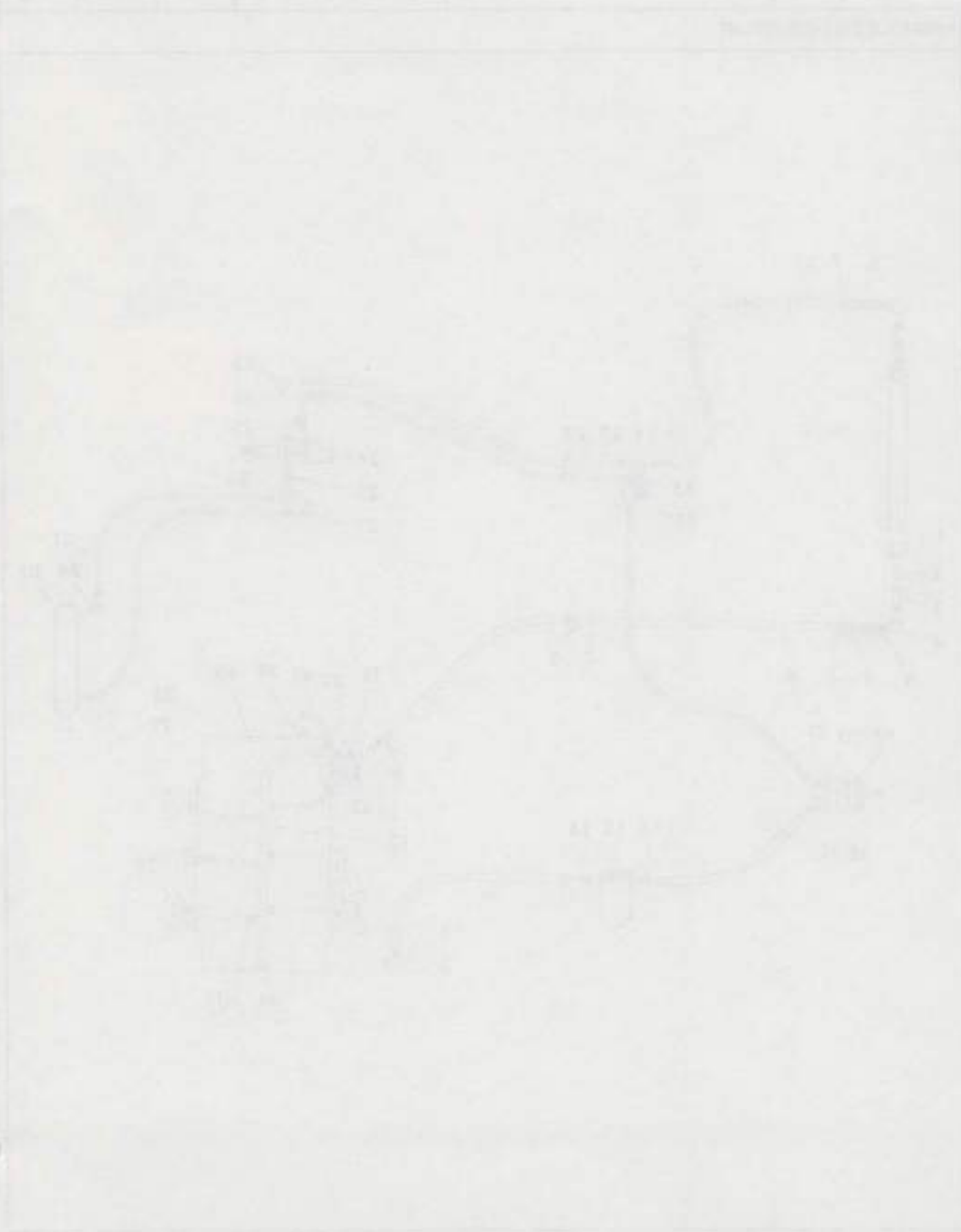
G-125 D-118 D-145

FUEL LINES
FOR TRACTOR MODELS G-125, D-118
D-145

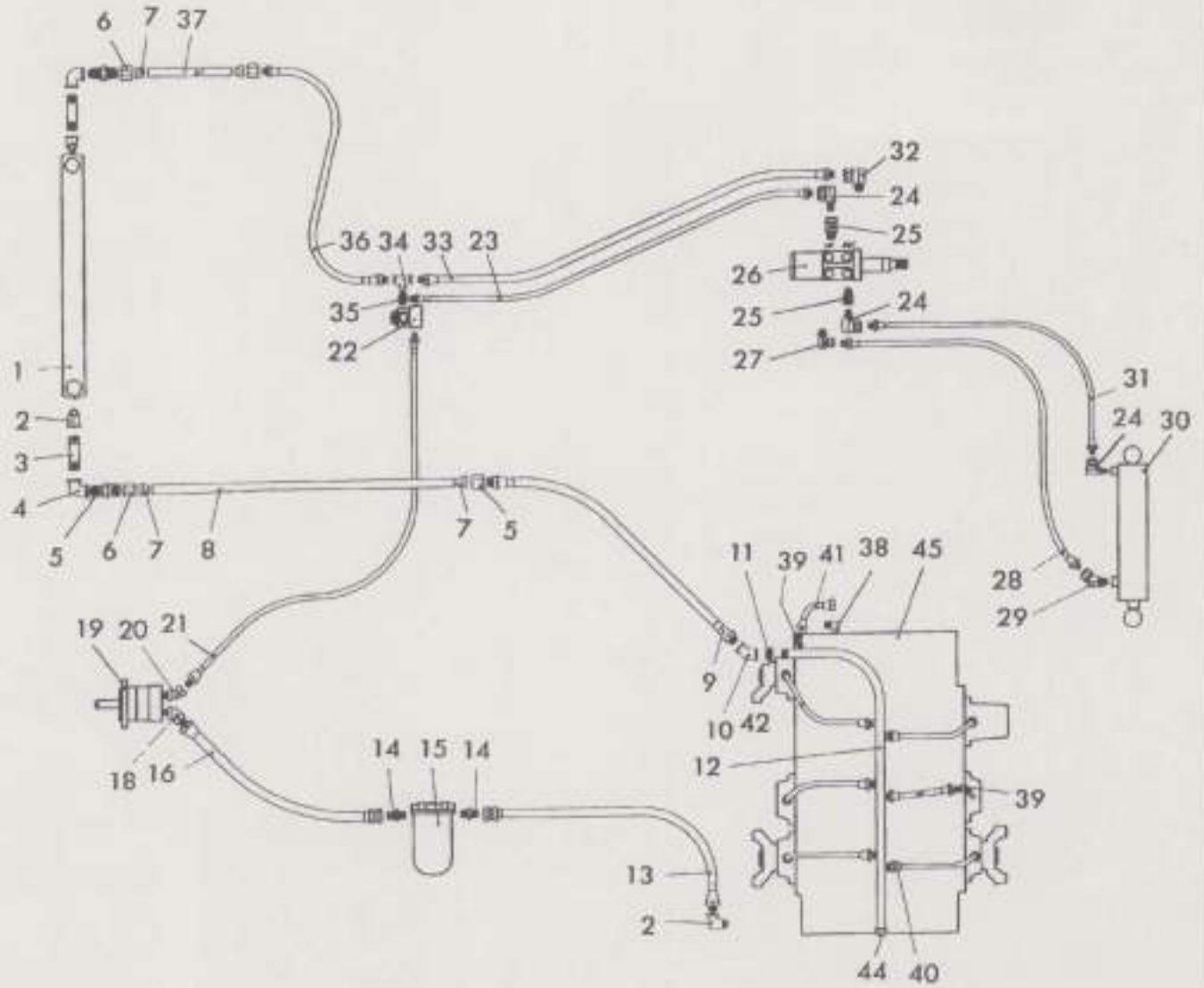
	608-T-101V91	Fuel Line Assembly (G-125)		
	608-T-102V91	Fuel Line Assembly (D-118)		
	608-T-103V91	Fuel Line Assembly (D-145)		
1	608-T-104	D808-10NJ x 8MB - 24"		1
	608-T-115	D808-10NJ x 8MB - 36"	1	
2	608-T-105	D808-10MS x 8MB - 32"	1	1
3	608-T-106	D808-8NS x 8MB - 40"	1	1
4		1/2 Street Elbow	1	1
5	608-T-107	120 B - 06 x 08		1
6	608-T-108	49 F - 10 x 08		1
7	608-T-109	60 UB - 10 x 08	2	2
8	608-T-110	5/8 Steel Tube x 65"	1	1
9	608-T-111	41 FS - 10	2	2
10	608-T-112	48 F - 10 x 08	1	1
11		3/4 x 3/4 x 1/2 Tee	1	1
12	608-T-113	3/4 x 2-1/2 Nipple	2	2
13		3/4 x 3 Nipple	1	1
14		1-3/4 Hose Clamp	1	1
15	608-T-114	B.F. Goodrich Type 83 Fuel Oil Hose	1	1
16	501-T-103V11	Fuel Tank L/H	1	1
17	501-T-104V11	Fuel Tank R/H	1	1
18	608-T-118	Fuel Filter		1
	608-T-119	Fuel Filter (Ford) (Fastened to fuel pump)	1	
19	608-T-120V11	Fuel Line Complete with Fittings	1	
	608-T-122	KF06 - 04 PS	1	
	608-T-123	KF06 - 06 PS	1	
	608-T-124	Hose - 42" # B706 - 06	1	
20	608-T-125	46 F - 10 x 06	1	
21	608-T-116	48 F - 10 x 06		1

NOTES:


580



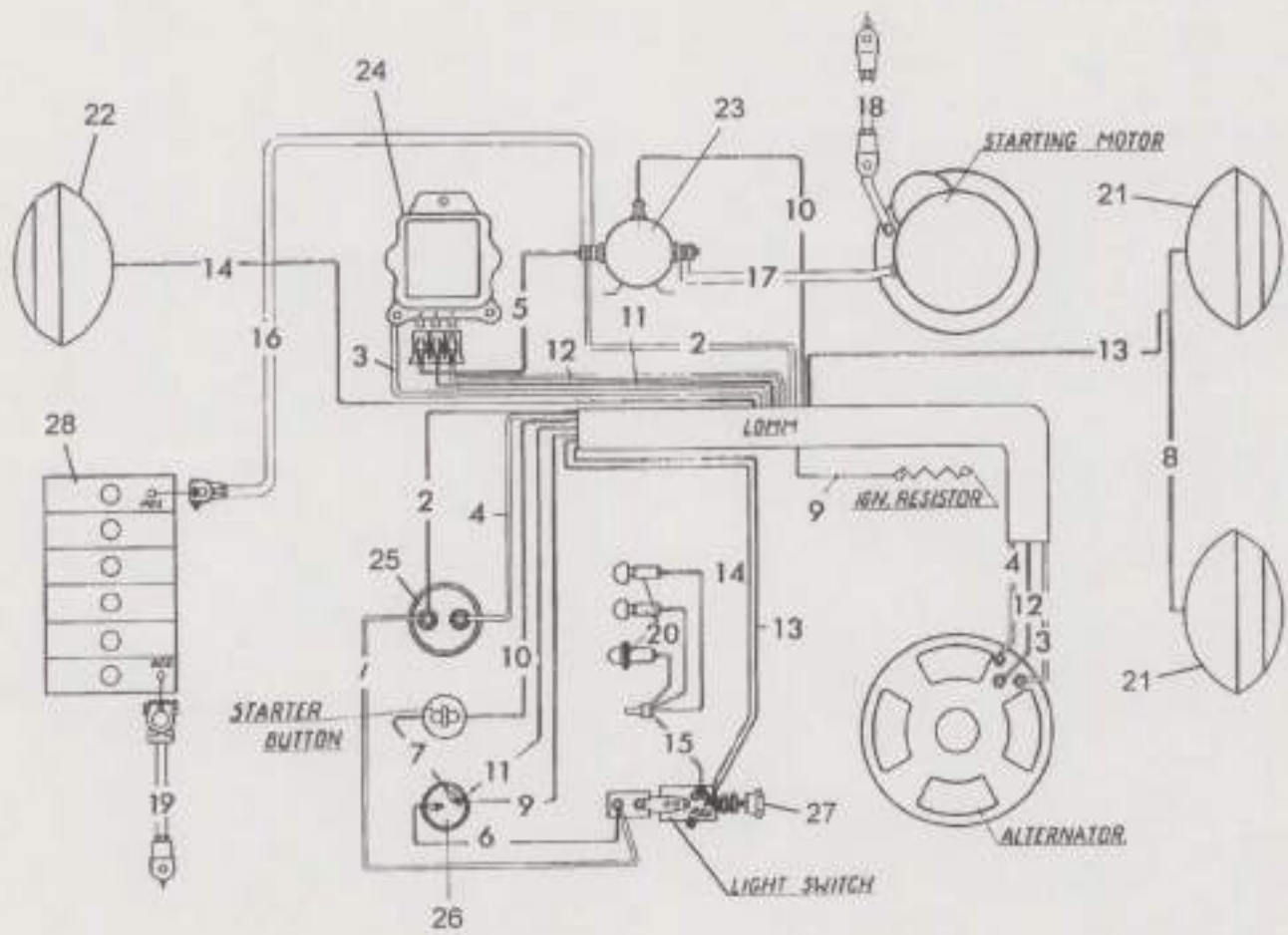
HYDRAULIC STEERING CIRCUIT




144 CMS
01/18/01
Loh



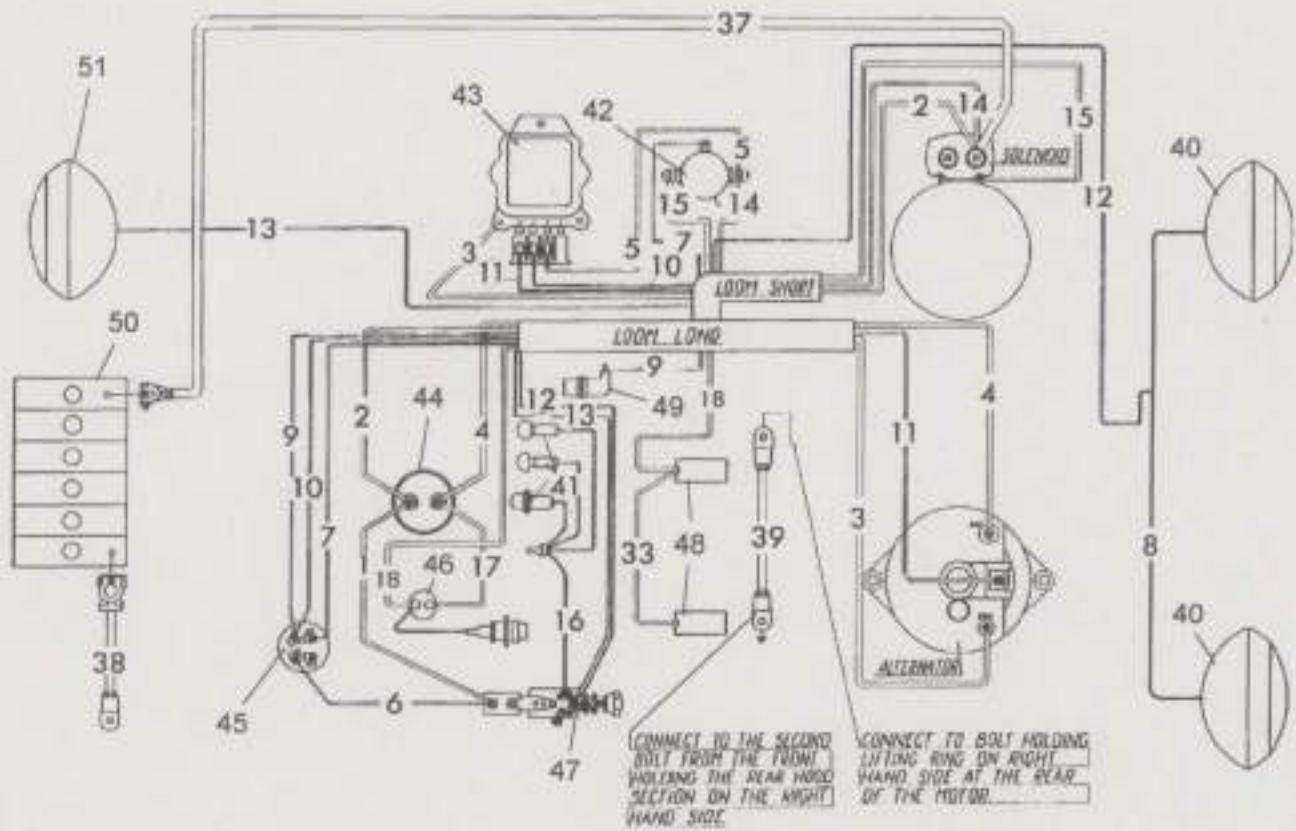
ELECTRICAL DIAGRAM, MODEL G125



1/17/01



ELECTRICAL DIAGRAM, MODELS D118 & D145



1/17/01