

Kubota

MINI EXCAVATOR

MODELES
KX101

s/n 55001-Up

SPARE PARTS CATALOG

07/2006



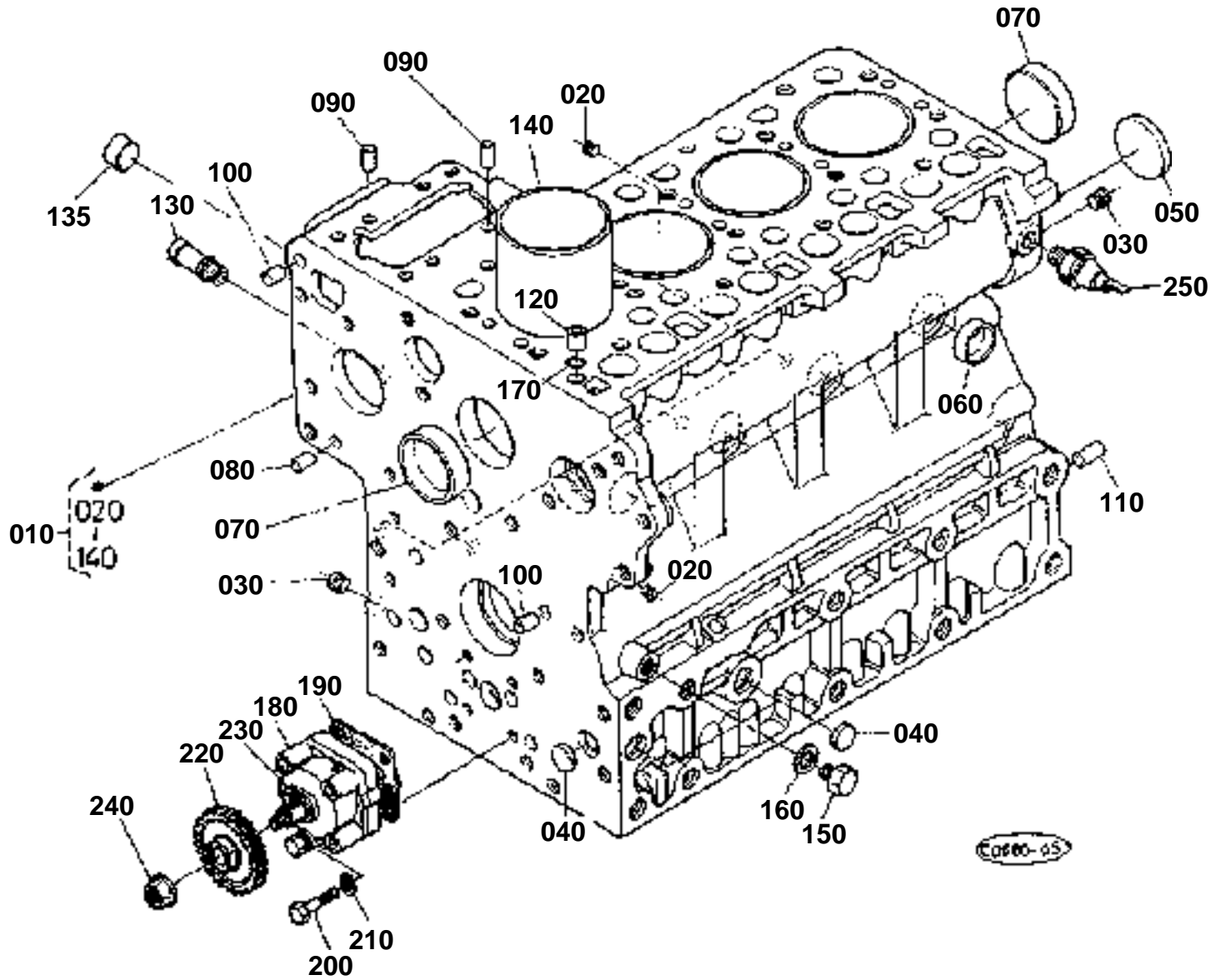
KX101 S/N 55001-Up
Table of contents

Description	Index
CRANKCASE	0001
OIL PAN	0002
PISTON CRANKSHAFT	0003
MAIN BEARING CASE	0004
CAMSHAFT	0005
CYLINDER HEAD	0006
VALVE ROCKER ARM	0007
CYLINDER HEAD COVER	0008
GEAR CASE	0009
ENGINE STOP LEVER	0010
NOZZLE HOLDER GLOW PLUG	0011
NOZZLE HOLDER COMPONENT PARTS	0012
SPEED CONTROL PLATE	0013
GOVERNOR	0014
INJECTION PUMP CAMSHAFT 1	0015
INJECTION PUMP COMPONENT PARTS	0016
INJECTION PUMP CAMSHAFT 2	0017
WATER FLANGE	0018
WATER PUMP	0019
FLYWHEEL STARTER	0020
STARTER COMPONENT PARTS	0021
STARTER COMPONENT PARTS	0022
DYNAMO	0023
DYNAMO COMPONENT PARTS	0024
ENGINE BRACKET	0025
AIR CLEANER INLET MANIFOLD	0026
MUFFLER EXHAUST MANIFOLD	0027
ACCEL LEVER	0028
FUEL PIPING	0029
FUEL TANK	0030
RADIATOR	0031
WATER PIPE	0032
BATTERY	0033
REGULATOR HORN	0034
SWITCH METER	0035
ELECTRICAL WIRING	0036
PUMP HOUSING	0037
GEAR PUMP COMPONENT PARTS	0038
HYDRAULIC PUMP COMPONENT PART	0039
DRIVE MOTOR COMPONENT PARTS 1	0040
DRIVE MOTOR COMPONENT PARTS 2	0041
SWIVEL MOTOR COMPONENT PARTS	0042
ROTARY JOINT	0043
OIL TANK	0044
CONTROL VALVE 1	0045
CONTROL VALVE 1 COMPONENT PA	0046
SPOOL SECTION TRAVEL RH	0047
SPOOL SECTION BOOM	0048
SPOOL SECTION BUCKET	0049
SPOOL SECTION	0050
SPOOL SECTION TRAVEL SPEED 2ND	0051
SPOOL SECTION TRAVEL LH	0052
SPOOL SECTION BOOM	0053
SPOOL SECTION ARM	0054
SPOOL SECTION S P	0055
SPACER SECTION	0056
CONTROL VALVE 3	0057
CONTROL VALVE 3 COMPONENT PA	0058
SPOOL SECTION SWIVEL	0059

SPOOL SECTION SWING	0060
SPOOL SECTION BLADE	0061
CHANGE VALVE	0062
CHANGE VALVE	0063
CONTROL LEVER FRAME	0064
CONTROL LEVER FRAME	0065
CONTROL LEVER BOX LH	0066
CONTROL LEVER LEVER LH	0067
PILOT VALVE COMPONENT PARTS	0068
CONTROL LEVER BOX RH	0069
CONTROL LEVER LEVER RH	0070
CONTROL LEVER TRAVEL LH	0071
CONTROL LEVER TRAVEL RH	0072
CONTROL TRAVEL PEDAL	0073
CONTROL LEVER SAFETY LOCK LEVE	0074
CONTROL PEDAL SWIVEL SWING CHA	0075
CONTROL PEDAL SWIVEL SWING CHA	0076
CONTROL LEVER BLADE	0077
CONTROL LEVER S P	0078
OIL PIPING THIRD LINE	0079
OIL PIPING SUCTION	0080
OIL PIPING DELIVERY	0081
OIL PIPING UNLOAD VALVE COMP	0082
OIL PIPING RETURN C V TANK	0083
OIL PIPING OIL COOLER	0084
OIL PIPING TRAVEL LH	0085
OIL PIPING TRAVEL RH	0086
OIL PIPING SWIVEL SWING	0087
OIL PIPING SWIVEL SWING	0088
OIL PIPING SWIVEL	0089
OIL PIPING SWING	0090
OIL PIPING LOCK	0091
OIL PIPING BOOM 1	0092
OIL PIPING BOOM 1	0093
OIL PIPING BOOM 2	0094
OIL PIPING ARM 1	0095
OIL PIPING ARM 1	0096
OIL PIPING ARM 2	0097
OIL PIPING BUCKET 1	0098
OIL PIPING BUCKET 2	0099
OIL PIPING BLADE	0100
OIL PIPING CONFLUENCE	0101
OIL PIPING CUSHION	0102
OIL PIPING S P	0103
OIL PIPING S P	0104
BOOM CYLINDER COMPONENT PARTS	0105
ARM CYLINDER COMPONENT PARTS	0106
BUCKET CYLINDER COMPONENT PAR	0107
BLADE CYLINDER COMPONENT PART	0108
SWING CYLINDER COMPONENT PART	0109
SWING BRACKET	0110
BOOM	0111
CYLINDER COVER BOOM	0112
ARM	0113
BUCKET LINK	0114
BUCKET	0115
BLADE	0116
TRUCK FRAME	0117
IDLER	0118
TRUCK ROLLER	0119
CRAWLER	0120
SWIVEL FRAME	0121
SWIVEL GEAR CASE	0122
SWIVEL GEAR	0123

SWIVEL BEARING	0124
FLOOR PLATE 1	0125
FLOOR PLATE 2	0126
BONNET	0127
SPONGE 1	0128
SPONGE 2	0129
SPONGE 3	0130
WEIGHT	0131
CABIN ELECTRICAL	0132
CABIN DOOR	0133
CABIN FRONT WINDOW	0134
CABIN WINDOW	0135
CABIN SPONGE	0136
CABIN LIGHT	0137
CABIN RUBBER SEAL	0138
CABIN WIPER MOTOR	0139
CABIN HEATER	0140
INSTRUMENT PANEL	0141
SEAT	0142
SEAT	0143
LIGHT	0144
LABEL	0145
ACCESSORIES	0146

CRANKCASE

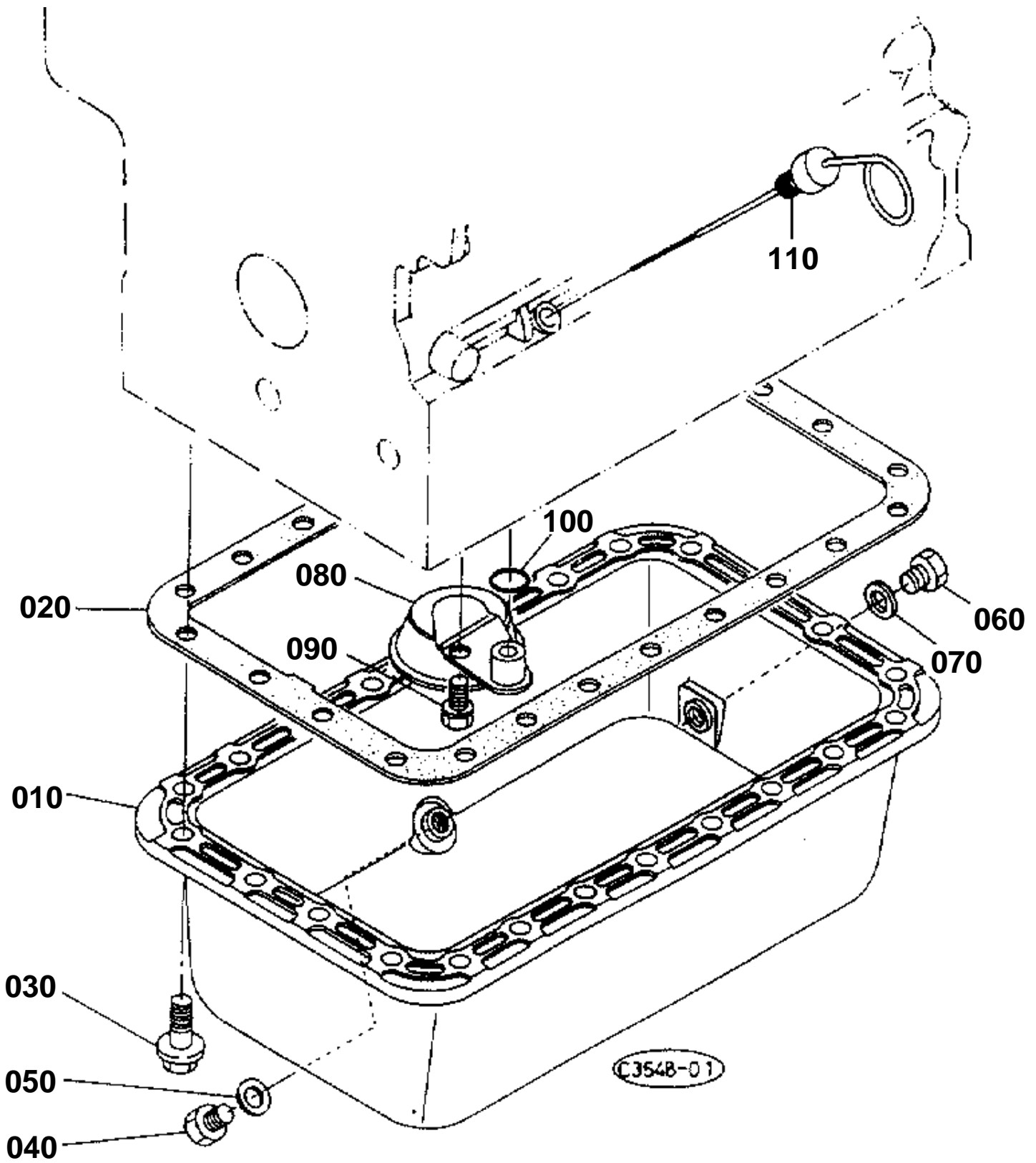


**CRANKCASE**

↔ Interchangeable; ≠ not interchangeable; ← new for old; → old for new

REF.No	Part No.	Description	Q'ty	S.No.	I/C	REMARKS	Weight (kgf)	Weight (lb)
010	16342-01010	COMP.CRANKCASE	1	15762			0	0
010	16342-01013	COMP.CRANKCASE	1	15763	←		61	134.2
020	15521-96020	PLUG	6				0.003	0.0066
030	15521-96030	PLUG	2				0.007	0.0154
040	06311-75018	PLUG	3	14673			0.004	0.0088
040	17391-96160	PLUG	3	14674	←		0.003	0.0066
050	06311-75045	PLUG	1				0.026	0.0572
060	15221-03380	CAP SEALING	6				0.017	0.0374
070	15221-03390	CAP SEALING	2				0.03	0.066
080	05012-00408	PIN STRAIGHT	2				0.001	0.0022
090	05012-00609	PIN STRAIGHT	2				0.003	0.0066
100	05012-00612	PIN STRAIGHT	2				0.003	0.0066
110	05012-01018	PIN STRAIGHT	1				0.012	0.0264
120	15221-33650	PIN PIPE	1				0.004	0.0088
130	15321-73340	PIPE WATER RETURN	1				0.016	0.0352
135	06311-85020	CAP SEALING	1	15763			0.002	0.0044
140	15521-02310	LINER CYLINDER	4				0.66	1.452
150	15221-33610	PLUG	1				0.009	0.0198
160	15021-33660	GASKET	1				0.001	0.0022
170	15221-33700	O RING	1				0.001	0.0022
180	15471-35010	ASSY PUMP OIL	1				0	0
190	15221-35150	GASKET OIL PUMP	1				0	0
200	01053-50650	BOLT	4				0.011	0.0242
210	04512-50060	WASHER SPRING	4				0	0
220	19202-35660	GEAR OIL PUMP DRIVE	1				0.23	0.506
230	05712-00410	KEY FEATHER	1				0.001	0.0022
240	15221-35682	NUT FLANGE	1				0.014	0.0308
250	15531-39010	SWITCH OIL	1				0.032	0.0704

OIL PAN



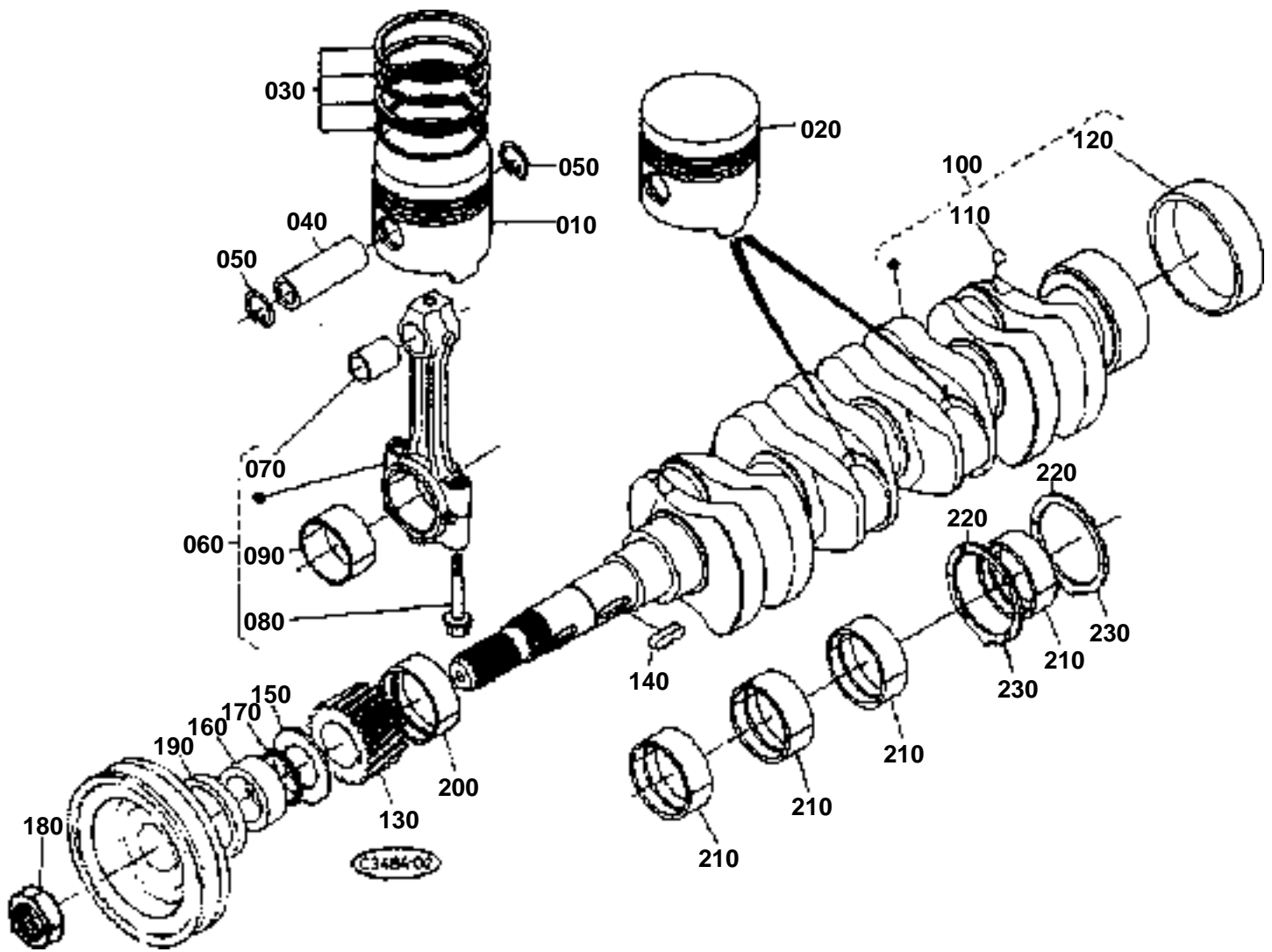


OIL PAN

↔ Interchangeable; ≠ not interchangeable; ← new for old; → old for new

REF.No	Part No.	Description	Q'ty	S.No.	I/C	REMARKS	Weight (kgf)	Weight (lb)
010	15434-01610	OIL PAN	1				0	0
020	15469-01620	GASKET OIL PAN	1				0	0
030	17333-91010	BOLT FLANGE	24				0.03	0.066
040	15221-33750	PLUG	1				0.032	0.0704
050	15109-33660	GASKET	1				0.001	0.0022
060	06331-45016	PLUG	1				0.05	0.11
070	04724-00160	GASKET	1				0.003	0.0066
080	15628-32110	FILTER OIL	1				0.225	0.495
090	01123-50816	BOLT	1				0.011	0.0242
100	04814-00160	O RING	1				0.001	0.0022
110	15435-36410	GAUGE OIL	1	15156			0	0
110	15435-36412	GAUGE OIL	1	15157	←		0	0

PISTON CRANKSHAFT



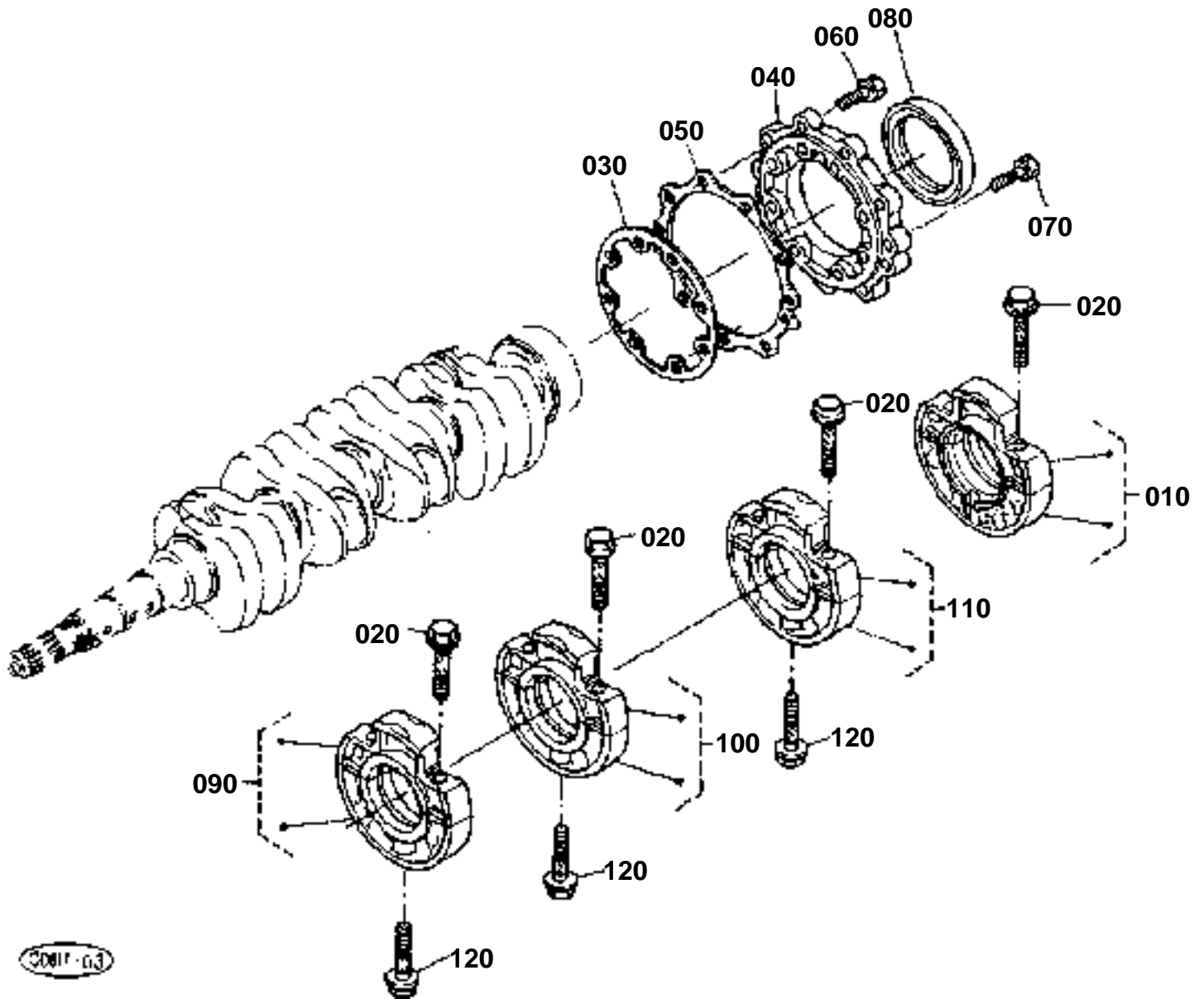


PISTON CRANKSHAFT

↔ Interchangeable; ≠ not interchangeable; ← new for old; → old for new

REF.No	Part No.	Description	Q'ty	S.No.	I/C	REMARKS	Weight (kgf)	Weight (lb)
010	19274-21110	PISTON	2			STD	0.56	1.232
010	19274-21910	PISTON	2			+0.5MM	0.57	1.254
020	19439-21110	PISTON	2			STD	0.56	1.232
020	19439-21910	PISTON	2			+0.5MM	0.54	1.188
030	19274-21050	ASSY PISTON RING	4			STD	0.06	0.132
030	19274-21092	ASSY PISTON RING	4			+0.5MM	0.06	0.132
040	15521-21310	PIN PISTON	4				0.156	0.3432
050	15221-21330	CIR CLIP PISTON PIN	8				0.002	0.0044
060	15471-22012	ASSY CONNECTING ROD	4				0.76	1.672
070	15221-21982	BUSH PISTON PIN	4				0.024	0.0528
080	15521-22142	BOLT CONNECTING ROD	8				0.026	0.0572
090	15471-22310	METAL CRANKPIN	4			SET STD	0.03	0.066
090	15471-22970	METAL CRANKPIN	4			SET -0.2MM	0.04	0.088
090	15471-22980	METAL CRANKPIN	4			SET -0.4MM	0.04	0.088
100	19202-23010	COMP.CRANKSHAFT	1				16.4	36.08
110	07715-00401	BALL	4				0.001	0.0022
120	19202-23280	SLEEVE CRANKSHAFT	1				0.09	0.198
130	15469-24112	GEAR CRANKSHAFT	1				0.1	0.22
140	05712-00720	KEY FEATHER	1				0.008	0.0176
150	15471-23312	SLINGER OIL	1				0.008	0.0176
160	19202-23250	COLLAR CRANKSHAFT	1				0.065	0.143
170	19202-96760	O RING	1				0.001	0.0022
180	15221-23360	NUT CRANKSHAFT	1				0.11	0.242
190	19202-04140	SEAL OIL	1				0.015	0.033
200	17311-23470	METAL CRANKSHAFT	1			SET STD	0	0
200	17331-23910	METAL CRANKSHAFT	1			SET -0.2MM	0	0
200	17331-23920	METAL CRANKSHAFT	1			SET -0.4MM	0	0
210	17311-23480	METAL CRANKSHAFT	4			SET STD	0.045	0.099
210	17331-23930	METAL CRANKSHAFT	4			SET -0.2MM	0	0
210	17331-23940	METAL CRANKSHAFT	4			SET -0.4MM	0	0
220	15521-23530	METAL SIDE	2			STD	0.01	0.022
220	15521-23950	METAL SIDE	2			+0.2MM	0.01	0.022
220	15521-23960	METAL SIDE	2			+0.4MM	0.01	0.022
230	19202-23540	METAL SIDE	2			STD	0.01	0.022
230	19202-23970	METAL SIDE	2			+0.2MM	0.01	0.022
230	19202-23980	METAL SIDE	2			+0.4MM	0.01	0.022

MAIN BEARING CASE



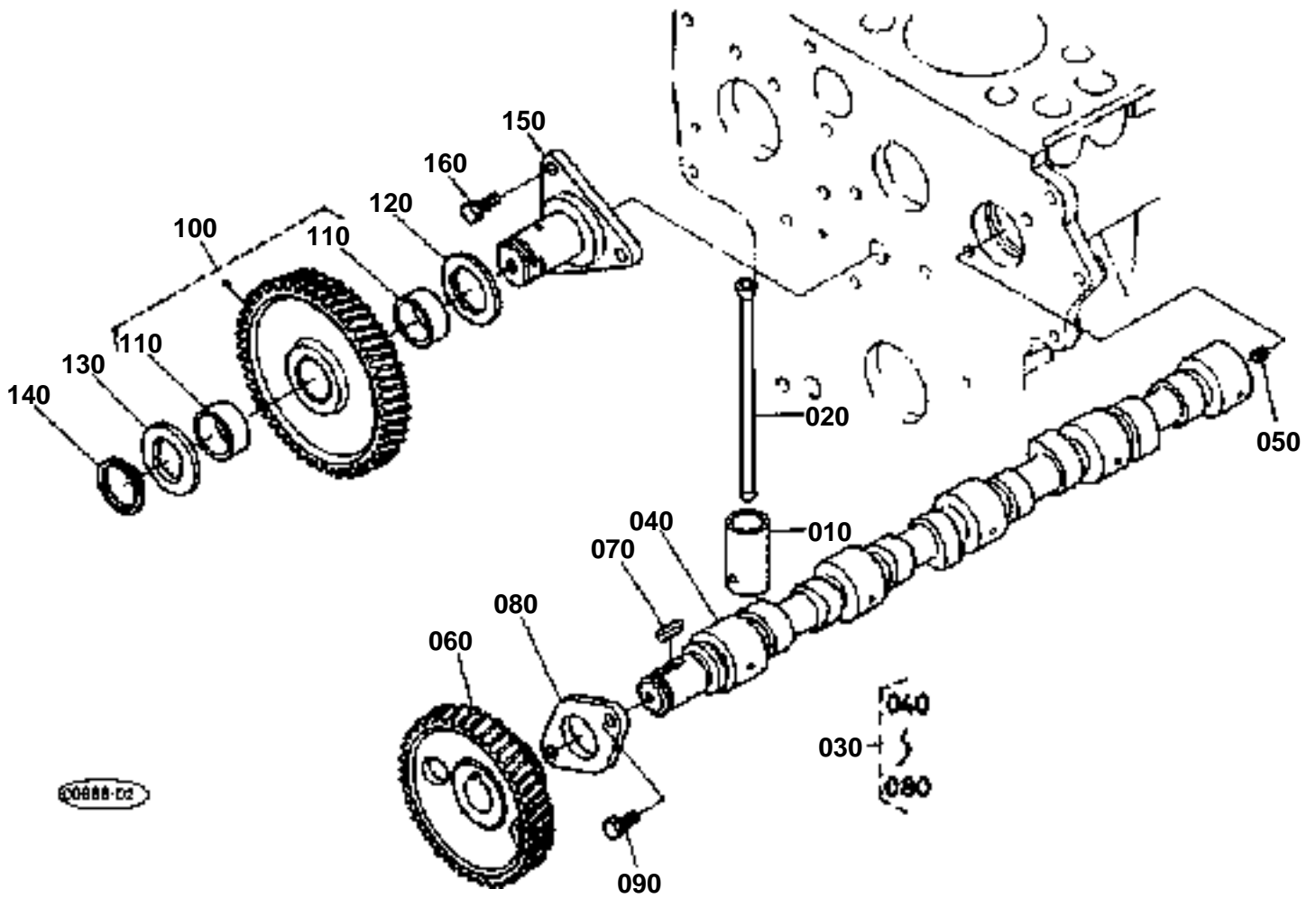


MAIN BEARING CASE

↔ Interchangeable; ≠ not interchangeable; ← new for old; → old for new

REF.No	Part No.	Description	Q'ty	S.No.	I/C	REMARKS	Weight (kgf)	Weight (lb)
010	19202-04040	ASSY CASE MAIN BRG.	1				1.28	2.816
020	15601-04540	BOLT BEARING CASE	8				0.034	0.0748
030	15221-04360	GASKET	1	15856			0	0
030	19202-04360	GASKET	1	15857	↔		0	0
040	19202-04810	COVER BEARING CASE	1				0.36	0.792
050	15201-04820	GASKET BRG.CASE COV.	1				0	0
060	01123-50825	BOLT	8				0.013	0.0286
070	01123-50828	BOLT	8				0.014	0.0308
080	19202-04460	SEAL OIL	1				0.055	0.121
090	15521-04055	ASSY CASE MAIN BRG.	1				1.2	2.64
100	15521-04065	ASSY CASE MAIN BRG.	1				1.225	2.695
110	15411-04070	ASSY CASE MAIN BRG.	1				1.25	2.75
120	15601-04560	BOLT BEARING CASE	3				0.06	0.132

CAMSHAFT

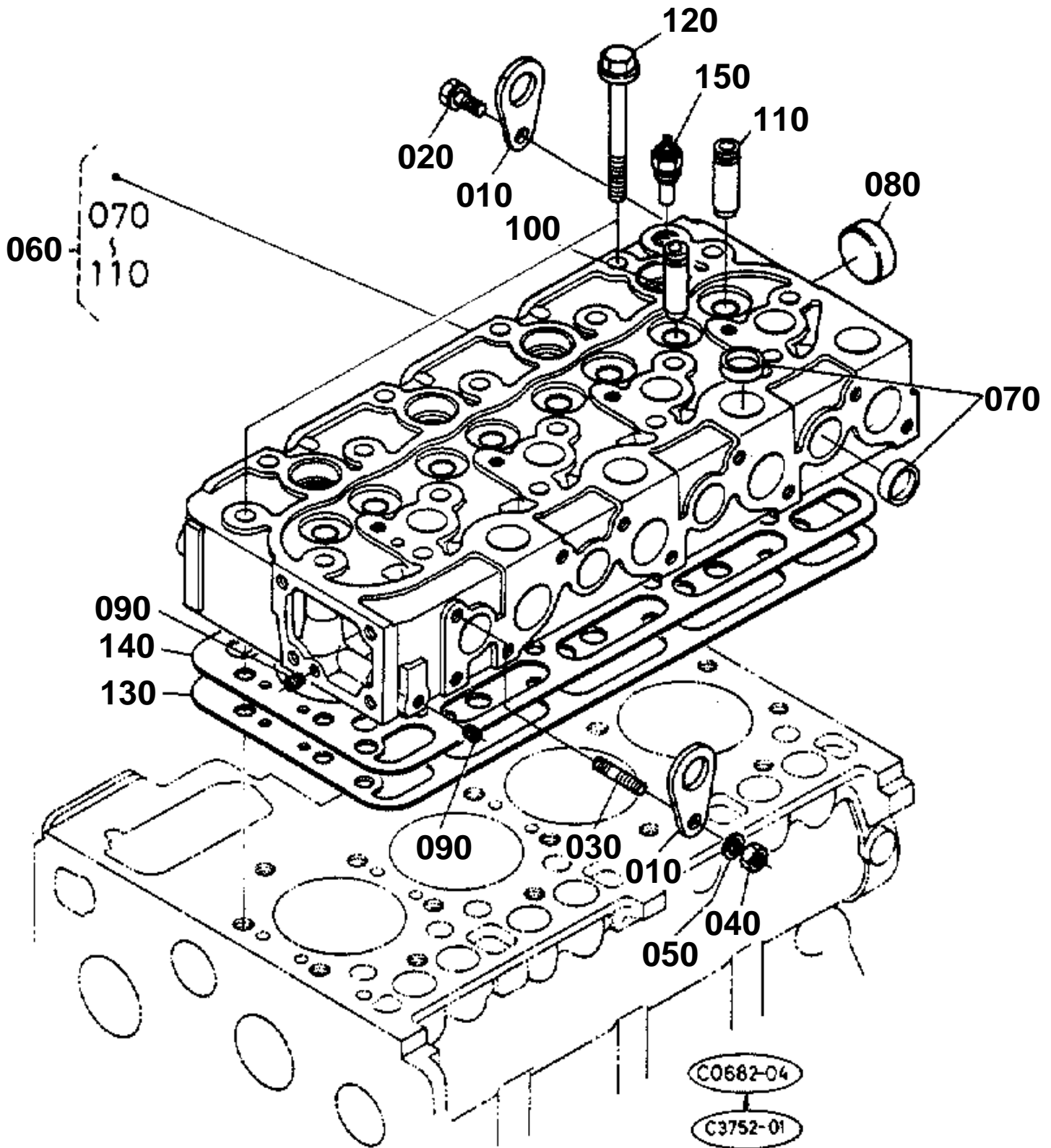


**CAMSHAFT**

↔ Interchangeable; ≠ not interchangeable; ← new for old; → old for new

REF.No	Part No.	Description	Q'ty	S.No.	I/C	REMARKS	Weight (kgf)	Weight (lb)
010	15221-15550	TAPPET	8				0	0
020	15221-15110	PUSH ROD	8				0.05	0.11
030	15815-16010	ASSY CAMSHAFT	1				3.8	8.36
040	15471-16150	CAMSHAFT	1				2.4	5.28
050	15521-93610	SCREW SET	1				0.002	0.0044
060	15221-16510	GEAR CAMSHAFT	1				0.85	1.87
070	05712-00720	KEY FEATHER	1				0.008	0.0176
080	15221-16270	STOPPER CAMSHAFT	1				0.073	0.1606
090	01123-50818	BOLT	2				0.012	0.0264
100	15601-24010	COMP.GEAR IDLE	1	16028			1.07	2.354
100	16427-24010	COMP.GEAR IDLE	1	16029	≠		1.2	2.64
110	15221-24980	BUSH IDLE GEAR	2				0.02	0.044
120	15521-24360	COLLAR	1	16028			0.015	0.033
120	16427-24360	COLLAR	1	16029	≠		0.02	0.044
130	15521-24370	COLLAR	1	16028			0.015	0.033
130	16427-24370	COLLAR	1	16029	≠		0.02	0.044
140	15221-24320	CIR CLIP IDLE GEAR	1	16028			0.01	0.022
140	15451-95400	CIR CLIP EXTERNAL	1	16029	≠		0.01	0.022
150	15221-24250	SHAFT IDLE GEAR	1	16028			0.48	1.056
150	16427-24250	SHAFT IDLE GEAR	1	16029	≠		0.65	1.43
160	01123-50818	BOLT	3				0.012	0.0264

CYLINDER HEAD

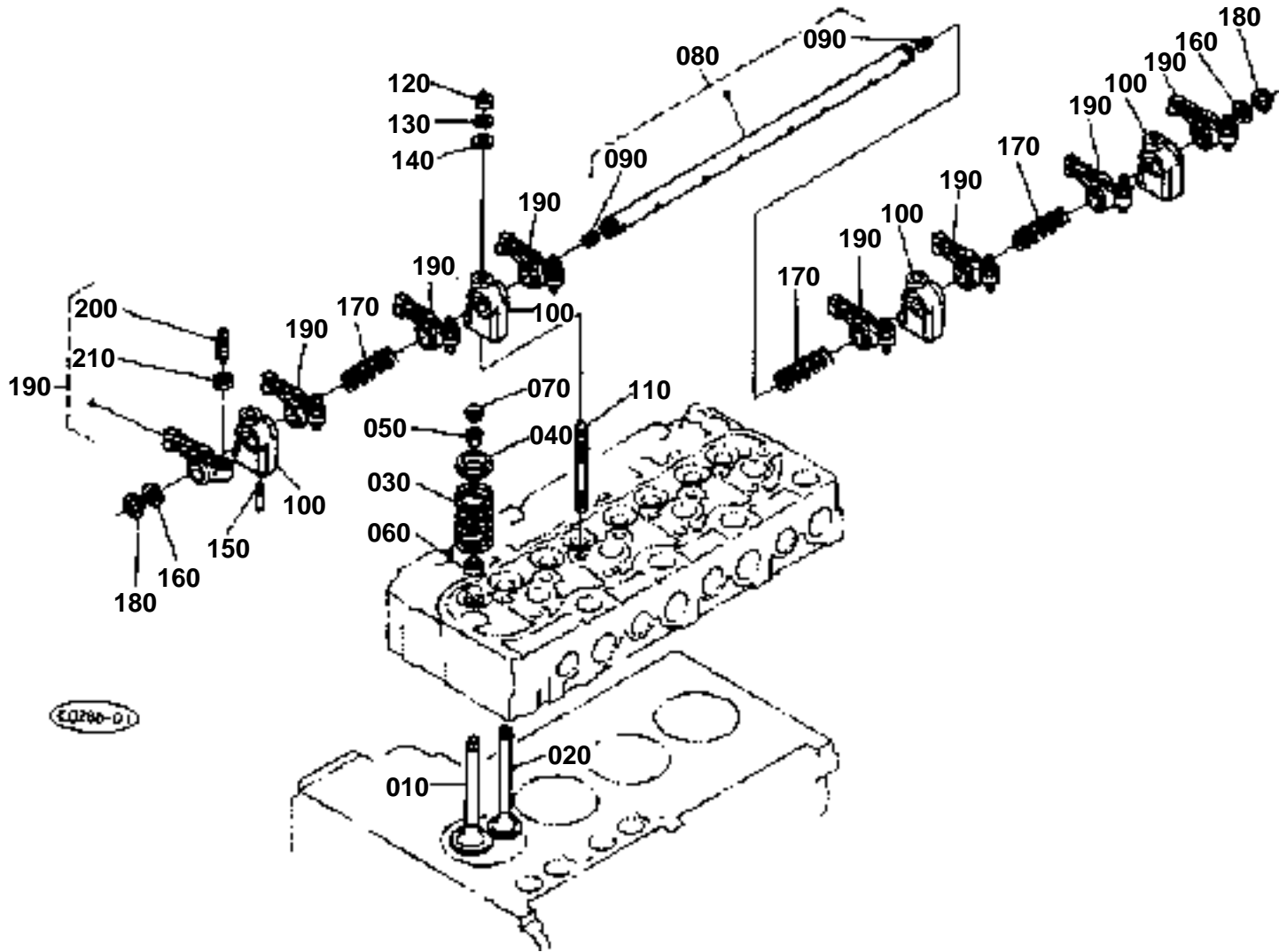


**CYLINDER HEAD**

↔ Interchangeable; ≠ not interchangeable; ← new for old; → old for new

REF.No	Part No.	Description	Q'ty	S.No.	I/C	REMARKS	Weight (kgf)	Weight (lb)
010	15221-01750	HOOK ENGINE	2				0.04	0.088
020	01123-50816	BOLT	1				0.011	0.0242
030	15471-91530	STUD	2				0.01	0.022
040	02156-50080	NUT	1				0.004	0.0088
050	04512-50080	WASHER SPRING	1				0	0
060	15476-03043	COMP.CYLINDER HEAD	1				19.1	42.02
070	15221-03370	CAP SEALING	12				0.01	0.022
080	15221-03490	CAP SEALING	1				0.02	0.044
090	15261-96010	PLUG	2				0.002	0.0044
100	15521-13580	GUIDE INLET VALVE	4				0	0
110	17321-13560	GUIDE EXHAUST VALVE	4				0.02	0.044
120	19202-03450	BOLT CYLINDER HEAD	18				0.065	0.143
130	15808-03310	GASKET CYLINDER HEAD	1				0	0
140	15476-03320	SHIM CYL.HEAD GASKET	1				0.07	0.154
150	38240-32830	SWITCH THERMOMETER	1				0.03	0.066

VALVE ROCKER ARM





VALVE ROCKER ARM

↔ Interchangeable; ≠ not interchangeable; ← new for old; → old for new

REF.No	Part No.	Description	Q'ty	S.No.	I/C	REMARKS	Weight (kgf)	Weight (lb)
010	15221-13110	VALVE INLET	4				0.062	0.1364
020	15221-13120	VALVE EXHAUST	4				0.054	0.1188
030	15221-13240	SPRING VALVE	8				0.036	0.0792
040	15221-13330	RETAINER VALVE SP.	8				0.03	0.066
050	15221-13360	COLLET VALVE SPRING	8			SET	0	0
060	15221-13150	SEAL VALVE STEM	8				0.001	0.0022
070	15221-13280	CAP VALVE	8				0.006	0.0132
080	15401-14050	ASSY SHAFT R-ARM	1				0.335	0.737
090	03410-00808	SCREW SET	2				0.002	0.0044
100	15221-14350	BRACKET ROCKER ARM	4				0.044	0.0968
110	15521-91500	STUD	4				0.035	0.077
120	02156-50080	NUT	4				0.004	0.0088
130	04512-50080	WASHER SPRING	4				0	0
140	04012-50080	WASHER PLAIN	4				0.001	0.0022
150	15221-14420	SCREW SET.ROCKER ARM	1				0.003	0.0066
160	15221-14430	WASHER R-ARM.SHAFT	2				0.002	0.0044
170	15221-14310	SPRING ROCKER ARM	3				0.005	0.011
180	04612-00140	CIR CLIP EXTERNAL	2				0.001	0.0022
190	15621-14030	ASSY ROCKER ARM	8				0.1	0.22
200	15521-14230	SCREW ADJUSTING	8				0.009	0.0198
210	15021-14240	NUT	8				0.003	0.0066

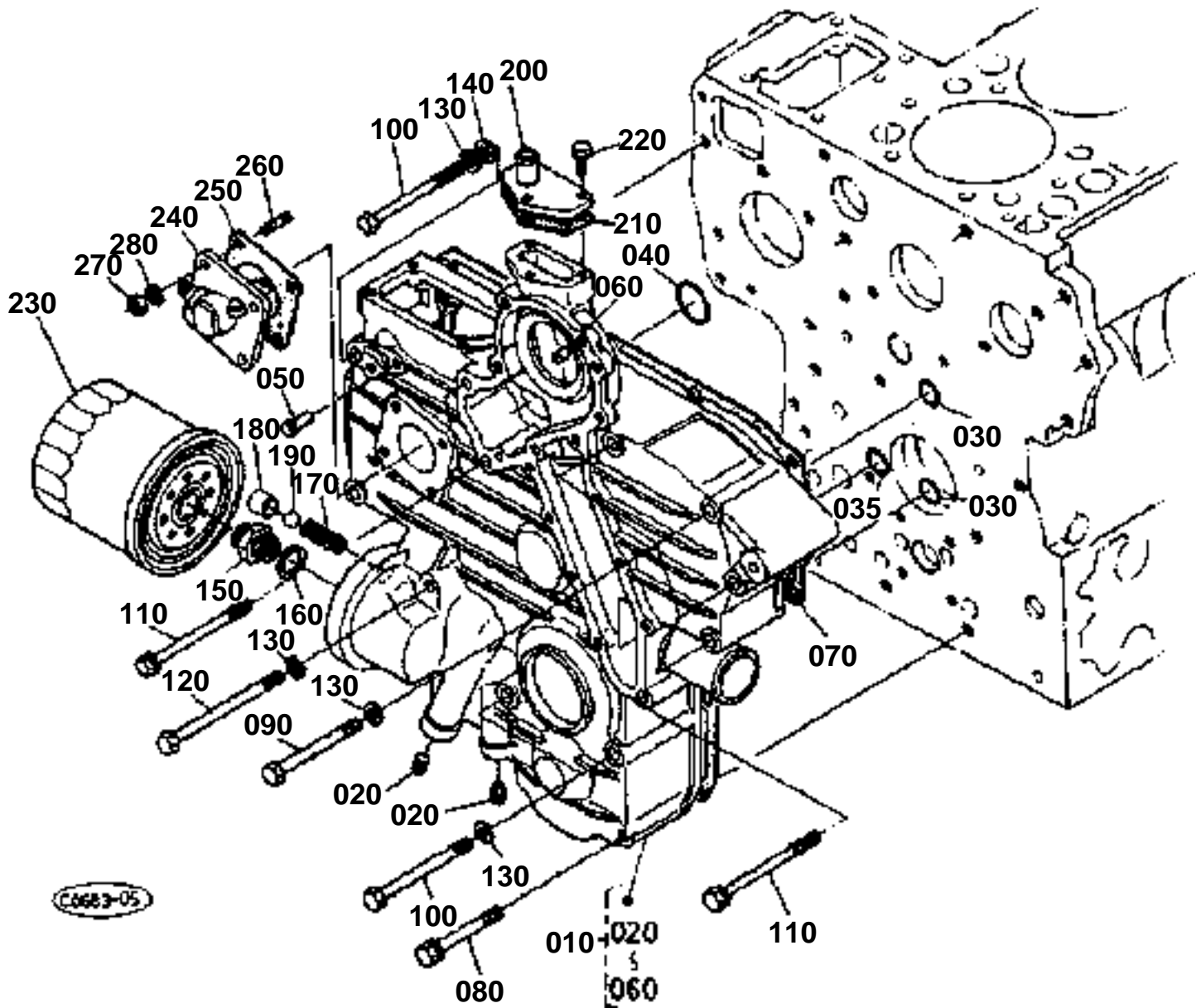


CYLINDER HEAD COVER

↔ Interchangeable; ≠ not interchangeable; ← new for old; → old for new

REF.No	Part No.	Description	Q'ty	S.No.	I/C	REMARKS	Weight (kgf)	Weight (lb)
010	15521-05140	PLATE B/THER ELEMENT	1				0.005	0.011
020	15521-05150	PLATE B/THER ELEMENT	1				0.01	0.022
030	15521-05670	ELEMENT BREATHER	1				0.01	0.022
040	15521-05370	OIL SHIELD BREATHER	1				0.005	0.011
050	15521-93310	SCREW WITH WASHER	2	15507			0	0
050	03024-50510	SCREW WITH WASHER	2	15508	↔		0.002	0.0044
050	03034-50510	SCREW WITH WASHER	2	15763	↔		0.003	0.0066
060	15521-05550	JOINT BREATHER PIPE	1				0.04	0.088
070	15521-05510	PIPE BREATHER	1				0.075	0.165
080	15401-05580	CLAMP PIPE	1				0.02	0.044
090	15434-14510	COVER CYL.HEAD	1				1.315	2.893
100	15471-14520	GASKET HEAD COVER	1				0.05	0.11
110	15451-92330	NUT CAP	4				0.015	0.033
120	15021-33660	GASKET	4				0.001	0.0022
130	15221-33140	PLUG OIL FILLER	1				0.038	0.0836
140	04814-50300	O RING	2				0.001	0.0022
150	15224-33110	FLANGE OIL FILLER	1				0.158	0.3476

GEAR CASE

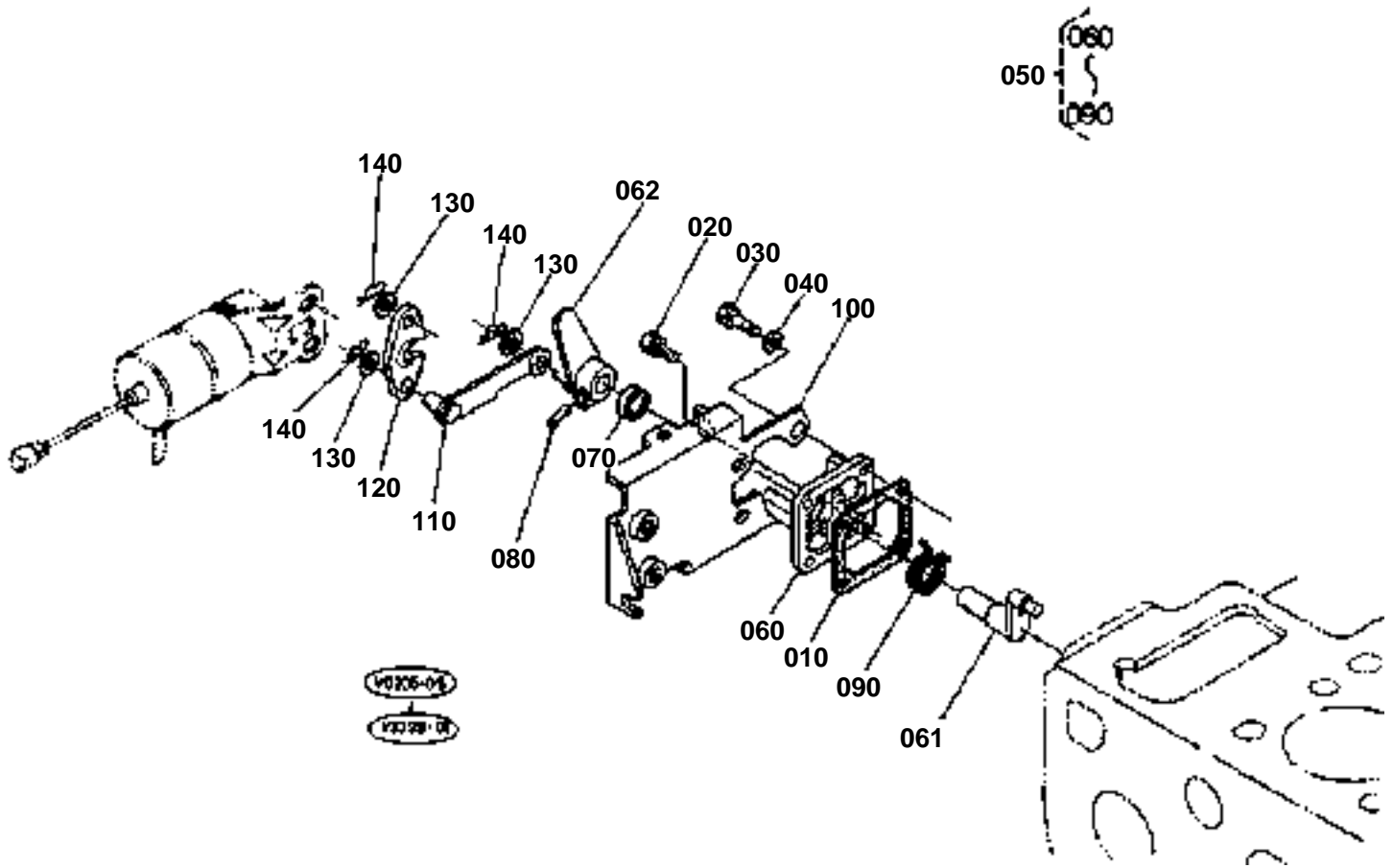


**GEAR CASE**

↔ Interchangeable; ≠ not interchangeable; ← new for old; → old for new

REF.No	Part No.	Description	Q'ty	S.No.	I/C	REMARKS	Weight (kgf)	Weight (lb)
010	16342-04010	ASSY CASE GEAR	1				4.55	10.01
020	15261-96020	PLUG	2	15507			0	0
020	16851-96010	PLUG	2	15508	↔		0.015	0.033
030	04814-00150	O RING	2				0.001	0.0022
035	04811-00200	O RING	1				0.001	0.0022
040	04814-00360	O RING	1				0.001	0.0022
050	15221-56280	PIN START SPRING	1				0.006	0.0132
060	05012-00612	PIN STRAIGHT	2				0.003	0.0066
070	15521-04134	PACKING GEAR CASE	1				0	0
080	01123-50860	BOLT	2				0.026	0.0572
090	01153-50870	BOLT	5				0.026	0.0572
100	01153-50880	BOLT	3				0.03	0.066
110	17367-91020	BOLT	3				0.035	0.077
120	01153-50895	BOLT	2				0.035	0.077
130	04512-50080	WASHER SPRING	10				0	0
140	04012-50080	WASHER PLAIN	1				0.001	0.0022
150	15521-32290	JOINT PIPE	1				0	0
160	04011-50180	WASHER PLAIN	1				0.012	0.0264
170	15241-36950	SPRING	1				0.004	0.0088
180	15521-36930	SEAT VALVE	1				0.015	0.033
190	07715-03213	BALL	1				0.004	0.0088
200	15521-73320	FLANGE WATER RETURN	1				0.04	0.088
210	15521-73330	GASKET	1				0	0
220	01023-50620	BOLT	3				0.006	0.0132
230	17321-32430	CARTRIDGE OIL FILTER	1				0	0
240	38240-34660	ASSY GEAR CASE H/M	1				0.335	0.737
250	15221-88130	GASKET H/METER UNIT	1				0	0
260	15221-88210	STUD	4				0.005	0.011
270	02056-50060	NUT	4				0.002	0.0044
280	04512-50060	WASHER SPRING	4				0	0

ENGINE STOP LEVER



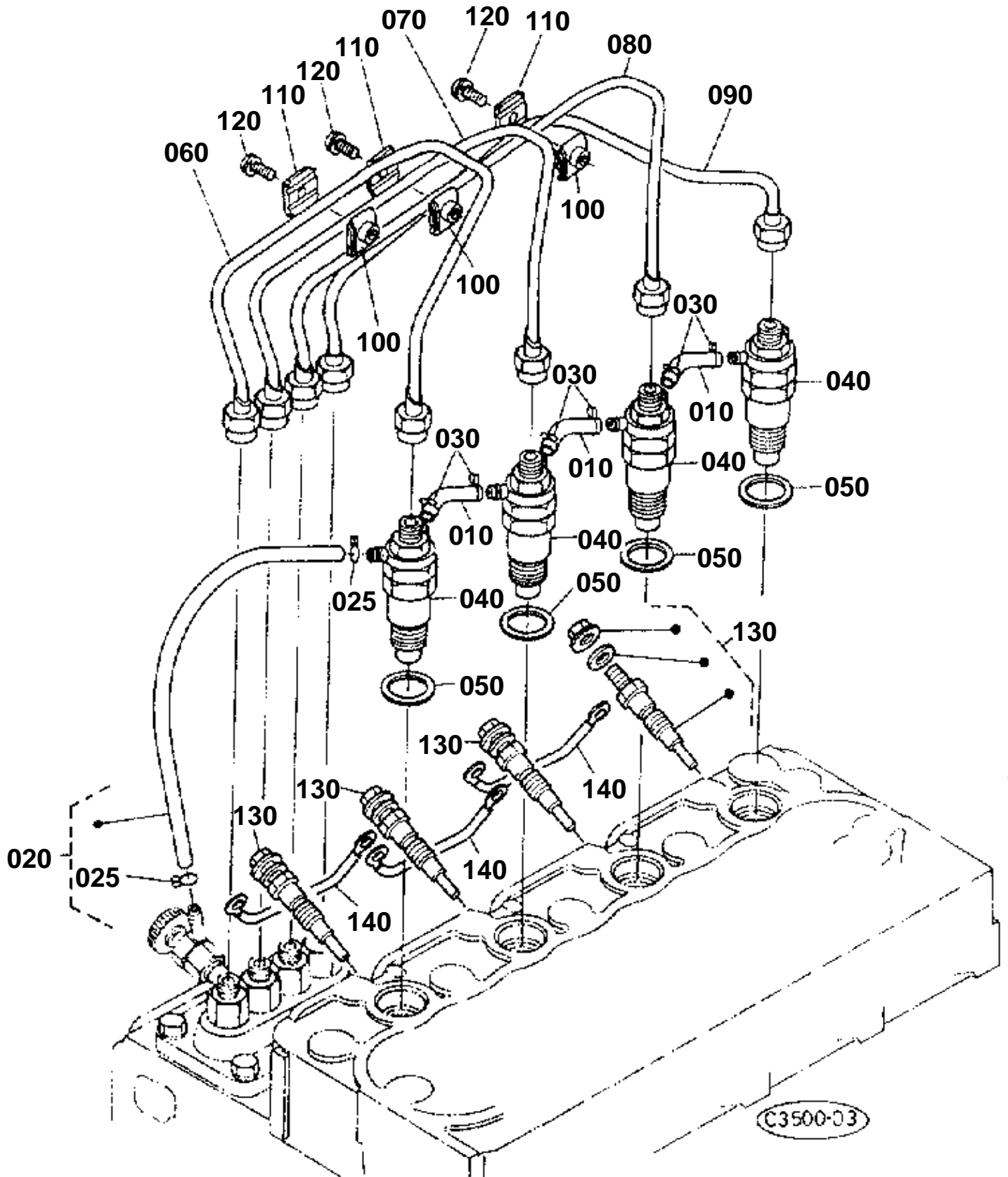


ENGINE STOP LEVER

↔ Interchangeable; ≠ not interchangeable; ← new for old; → old for new

REF.No	Part No.	Description	Q'ty	S.No.	I/C	REMARKS	Weight (kgf)	Weight (lb)
010	15221-51660	GASKET PUMP COVER	1				0	0
020	01023-50618	BOLT	1				0.006	0.0132
030	01023-50622	BOLT	3				0.005	0.011
040	04012-50060	WASHER PLAIN	3				0.001	0.0022
050	19223-57702	ASSY LEVER ENG.STOP	1				0.18	0.396
060	15471-51652	COVER INJECTION PUMP	1				0.02	0.044
061	15471-57740	SHAFT LEVER	1				0	0
062	19223-57720	LEVER ENGINE STOP	1				0	0
070	15471-57980	SEAL OIL	1				0.001	0.0022
080	05411-00420	PIN SPRING	1				0.001	0.0022
090	15471-57920	SPRING RETURN	1				0.005	0.011
100	17394-60110	SUPPORT SOLENOID	1				0.28	0.616
110	17331-60150	LEVER STOP	1				0.025	0.055
120	15471-60162	LEVER STOP	1				0.007	0.0154
130	04012-50060	WASHER PLAIN	3				0.001	0.0022
140	05525-50600	PIN SNAP	3				0	0

NOZZLE HOLDER GLOW PLUG



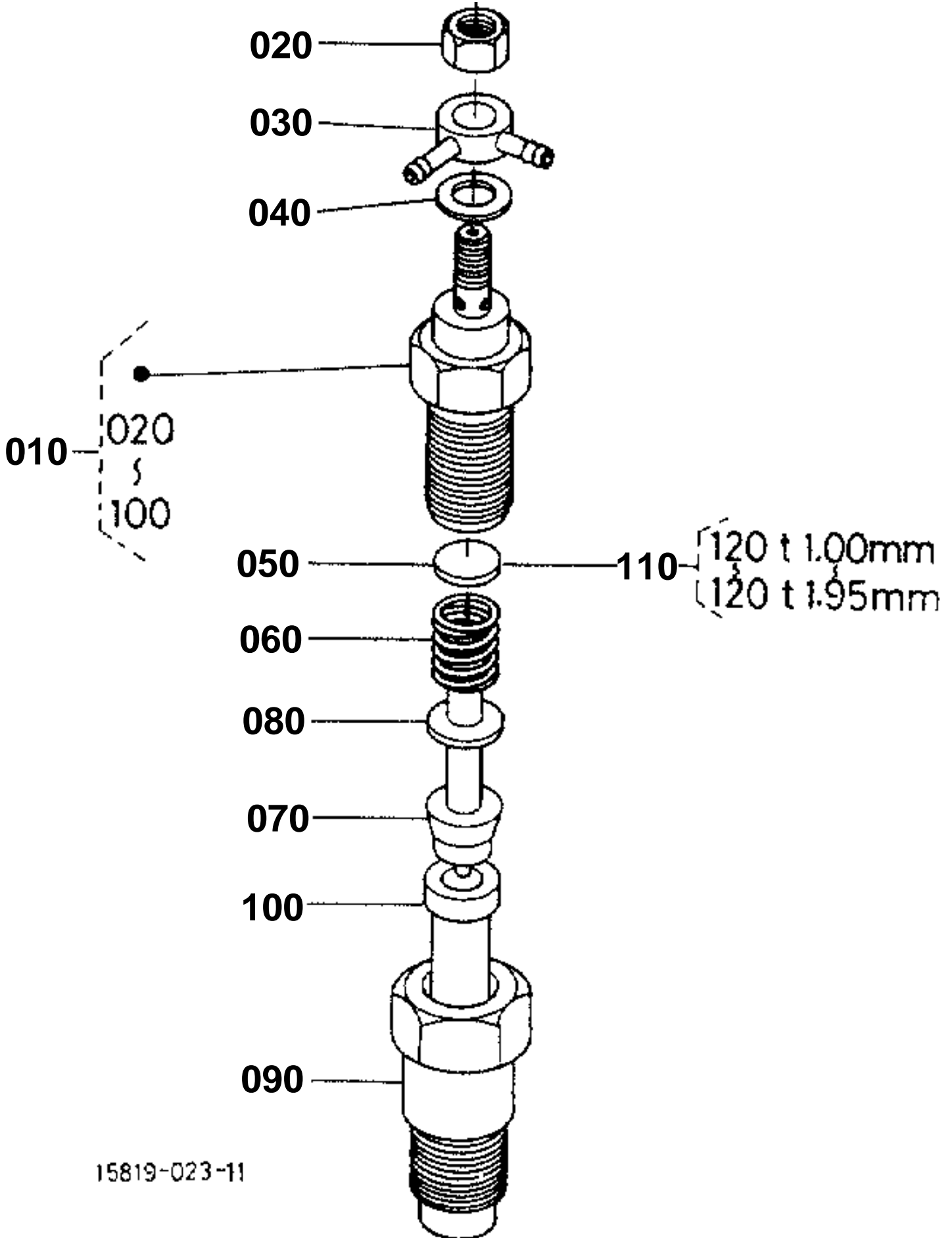


NOZZLE HOLDER GLOW PLUG

↔ Interchangeable; ≠ not interchangeable; ← new for old; → old for new

REF.No	Part No.	Description	Q'ty	S.No.	I/C	REMARKS	Weight (kgf)	Weight (lb)
010	09661-40095	TUBE FUEL	3				0.01	0.022
020	17331-42500	ASSY PIPE OVER FLOW	1				0.02	0.044
025	10244-42320	CLIP PIPE	2				0.001	0.0022
030	10244-42320	CLIP PIPE	6				0.001	0.0022
040	15271-53020	ASSY HOLDER NOZZLE	4				0.26	0.572
050	17011-53620	GASKET	4				0.003	0.0066
060	15469-53710	PIPE INJECTION	1				0.13	0.286
070	15469-53720	PIPE INJECTION	1				0.132	0.2904
080	15469-53730	PIPE INJECTION	1				0.132	0.2904
090	15469-53740	PIPE INJECTION	1				0.13	0.286
100	15841-53850	CLAMP PIPE	3				0.01	0.022
110	15841-53860	CLAMP PIPE	3				0.009	0.0198
120	03024-50520	SCREW WITH WASHER	3				0.004	0.0088
130	15806-65510	PLUG GLOW	4				0.03	0.066
140	15401-65560	CORD GLOW PLUG	3				0.005	0.011

NOZZLE HOLDER (COMPONENT PARTS)



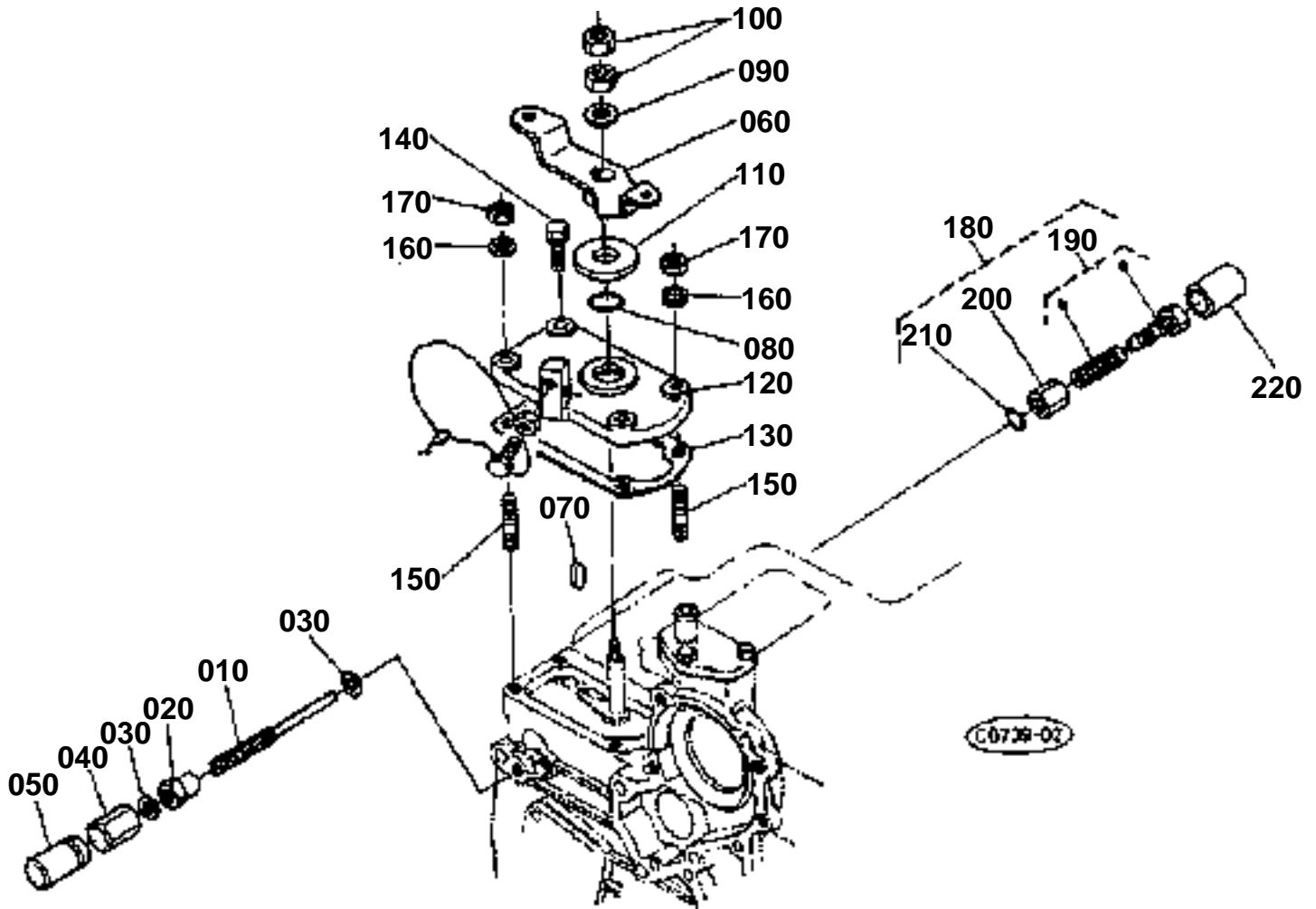
15819-023-11

**NOZZLE HOLDER (COMPONENT PARTS)**

↔ Interchangeable; ≠ not interchangeable; ← new for old; → old for new

REF.No	Part No.	Description	Q'ty	S.No.	I/C	REMARKS	Weight (kgf)	Weight (lb)
010	15271-53020	ASSY HOLDER NOZZLE	4				0.26	0.572
020	15221-92020	NUT	4				0.011	0.0242
030	15221-95690	JOINT EYE	4				0.022	0.0484
040	15221-94020	WASHER PLAIN	4				0.002	0.0044
050	15221-53230	WASHER ADJUSTING	4				0.001	0.0022
060	15221-53170	SPRING NOZZLE	4				0.01	0.022
070	15221-53350	PIECE DISTANCE	4				0.016	0.0352
080	15221-53160	PUSH ROD	4				0.003	0.0066
090	15221-53280	NUT NOZZLE	4				0.068	0.1496
100	15021-53610	PIECE NOZZLE	4	15351			0	0
100	19202-53610	PIECE NOZZLE	4	15352	←		0.045	0.099
110	15221-98100	ASSY WASHER ADJUST	4			OPTION	0.03	0.066
120	15221-98110	WASHER ADJUSTING	4			1.00MM	0.001	0.0022
120	15221-98120	WASHER ADJUSTING	4			1.05MM	0.001	0.0022
120	15221-98130	WASHER ADJUSTING	4			1.10MM	0.001	0.0022
120	15221-98140	WASHER ADJUSTING	4			1.15MM	0.001	0.0022
120	15221-98150	WASHER ADJUSTING	4			1.20MM	0.001	0.0022
120	15221-98160	WASHER ADJUSTING	4			1.25MM	0.001	0.0022
120	15221-98170	WASHER ADJUSTING	4			1.30MM	0.001	0.0022
120	15221-98180	WASHER ADJUSTING	4			1.35MM	0.001	0.0022
120	15221-98190	WASHER ADJUSTING	4			1.40MM	0.002	0.0044
120	15221-98200	WASHER ADJUSTING	4			1.45MM	0.001	0.0022
120	15221-98210	WASHER ADJUSTING	4			1.50MM	0.001	0.0022
120	15221-98220	WASHER ADJUSTING	4			1.55MM	0.003	0.0066
120	15221-98230	WASHER ADJUSTING	4			1.60MM	0.003	0.0066
120	15221-98240	WASHER ADJUSTING	4			1.65MM	0.002	0.0044
120	15221-98250	WASHER ADJUSTING	4			1.70MM	0.002	0.0044
120	15221-98260	WASHER ADJUSTING	4			1.75MM	0.002	0.0044
120	15221-98270	WASHER ADJUSTING	4			1.80MM	0.002	0.0044
120	15221-98280	WASHER ADJUSTING	4			1.85MM	0.002	0.0044
120	15221-98290	WASHER ADJUSTING	4			1.90MM	0.002	0.0044
120	15221-98300	WASHER ADJUSTING	4			1.95MM	0.003	0.0066

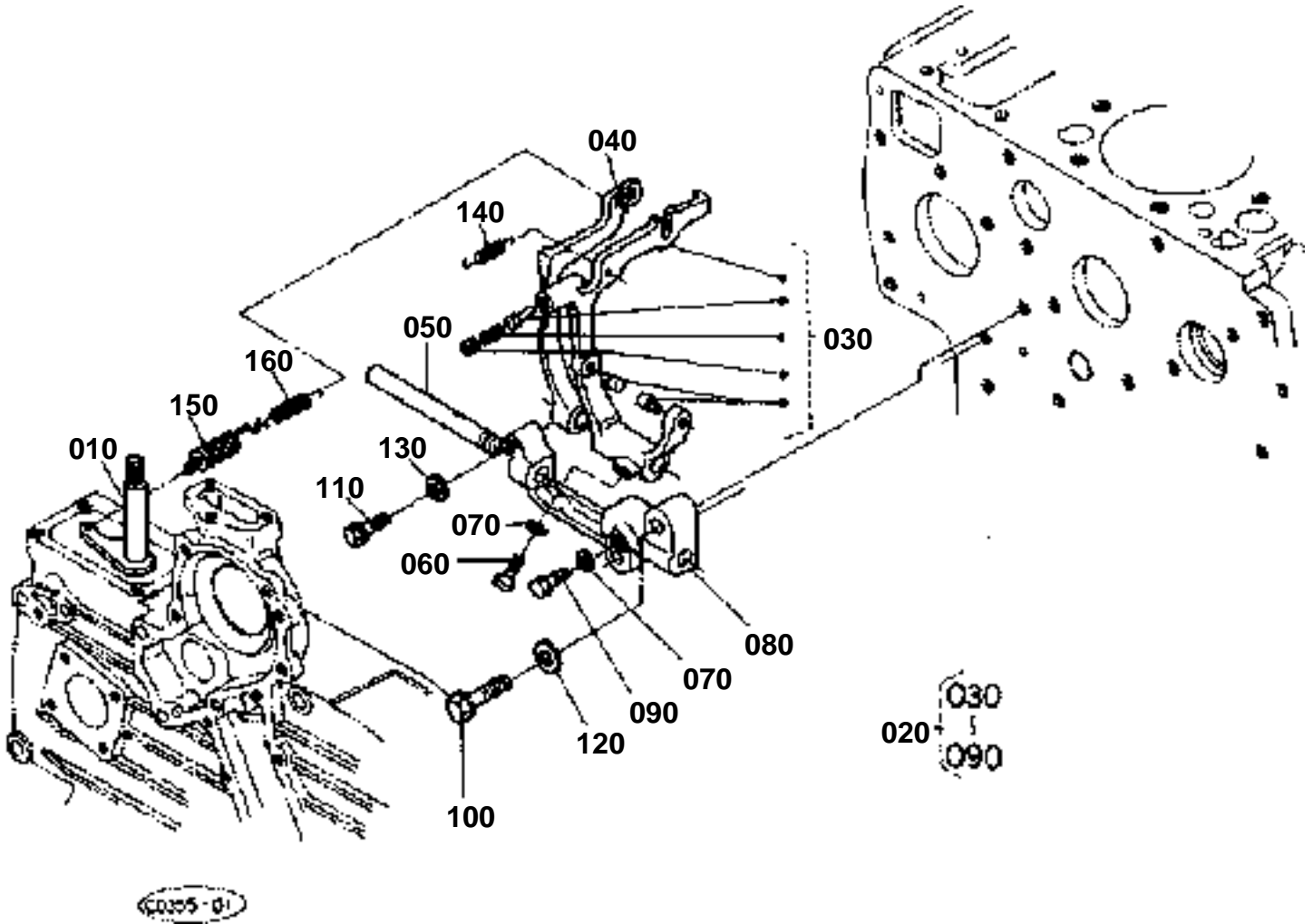
SPEED CONTROL PLATE



**SPEED CONTROL PLATE**

↔ Interchangeable; ≠ not interchangeable; ← new for old; → old for new

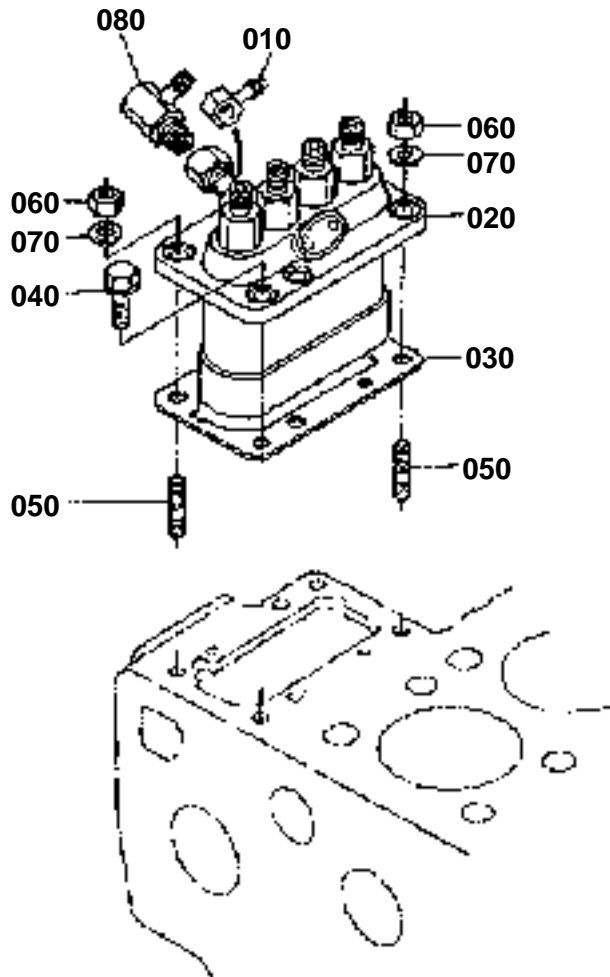
REF.No	Part No.	Description	Q'ty	S.No.	I/C	REMARKS	Weight (kgf)	Weight (lb)
010	15601-54120	BOLT ADJUSTING	1				0.011	0.0242
020	15601-92010	NUT	1				0	0
030	15601-96650	GASKET	2				0.001	0.0022
040	15841-14620	NUT CAP	1				0.01	0.022
050	16241-54420	CAP	1				0.004	0.0088
060	15471-57150	LEVER SPEED CONTROL	1				0.05	0.11
070	05712-00408	KEY FEATHER	1				0.001	0.0022
080	04814-00120	O RING	1				0.001	0.0022
090	04013-50080	WASHER PLAIN	1				0	0
100	02112-50080	NUT	2				0.003	0.0066
110	17011-57384	COLLAR	1	14536			0.03	0.066
110	15521-57240	COLLAR	1	14537	↔		0.002	0.0044
120	15521-57114	PLATE SPEED CONTROL	1				0	0
130	17331-57210	GASKET	1				0	0
140	01023-50620	BOLT	2				0.006	0.0132
150	15221-88210	STUD	2				0.005	0.011
160	04512-50060	WASHER SPRING	2				0	0
170	02056-50060	NUT	2				0.002	0.0044
180	16300-54090	ASSY APPARATUS I/D.	1				0.02	0.044
190	15471-54100	ASSY BOLT ADJUSTING	1				0.015	0.033
200	15471-92010	NUT	1				0.07	0.154
210	04811-00060	O RING	1				0.001	0.0022
220	15521-54270	CAP	1				0.003	0.0066



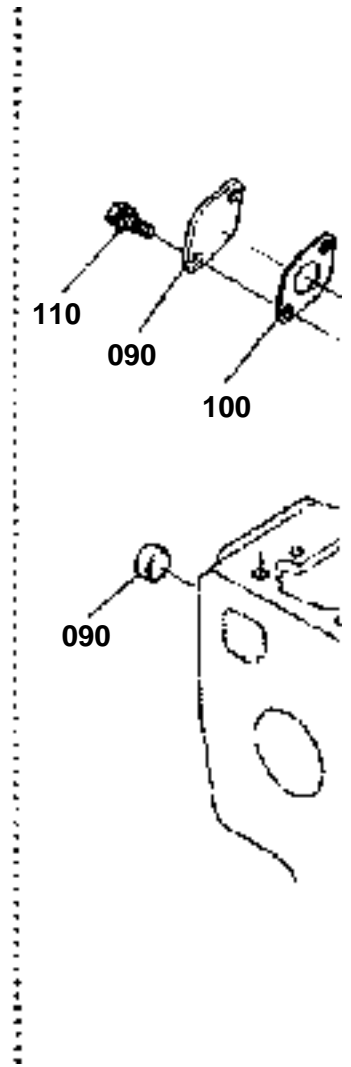
**GOVERNOR**

↔ Interchangeable; ≠ not interchangeable; ← new for old; → old for new

REF.No	Part No.	Description	Q'ty	S.No.	I/C	REMARKS	Weight (kgf)	Weight (lb)
010	15601-56020	COMP.LEVER GOVERNOR	1				0.055	0.121
020	16342-56050	ASSY LEVER FORK	1				0.41	0.902
030	16342-56040	COMP.LEVER FORK	1				0.2	0.44
040	15471-56130	LEVER FORK	1				0.065	0.143
050	15221-56150	SHAFT FORK LEVER	1				0.1	0.22
060	15021-56240	BOLT LEVER SHAFT	1				0.005	0.011
070	04512-50060	WASHER SPRING	2				0	0
080	15221-56230	HOLDER FORK LEVER	1				0.1	0.22
090	15221-66410	BOLT	1				0.005	0.011
100	01123-50832	BOLT	2				0.016	0.0352
110	01023-50628	BOLT	1				0.015	0.033
120	04012-50080	WASHER PLAIN	2				0.001	0.0022
130	04012-50060	WASHER PLAIN	1				0.001	0.0022
140	15601-56480	SPRING START	1				0.002	0.0044
150	15521-56410	SPRING GOVERNOR	1				0	0
160	15521-56420	SPRING GOVERNOR	1				0.002	0.0044



0696-01-3



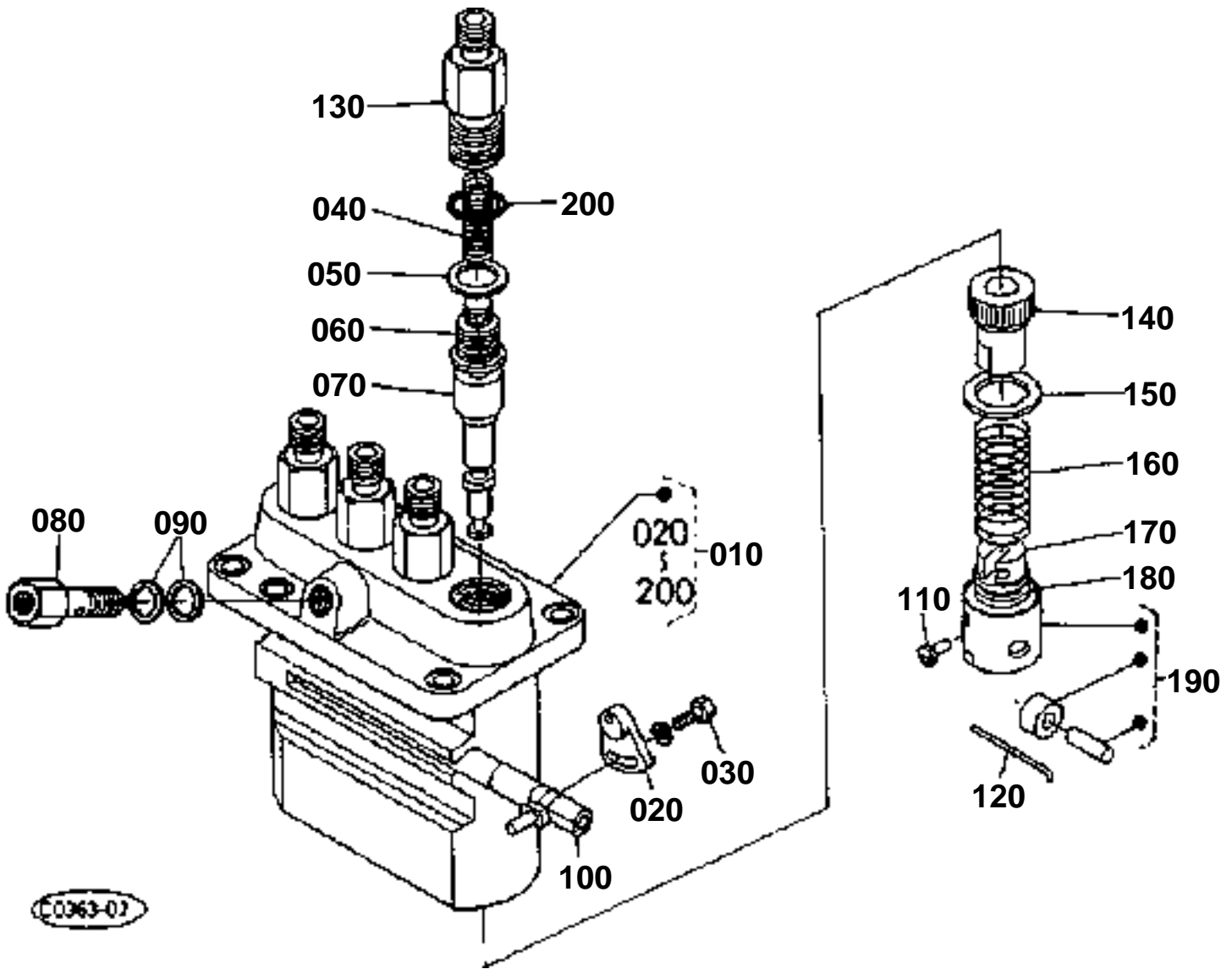


INJECTION PUMP CAMSHAFT (1)

↔ Interchangeable; ≠ not interchangeable; ← new for old; → old for new

REF.No	Part No.	Description	Q'ty	S.No.	I/C	REMARKS	Weight (kgf)	Weight (lb)
010	15401-95690	JOINT EYE	1				0.04	0.088
020	15461-51010	ASSY PUMP INJECTION	1				2.6	5.72
030	15461-52110	SHIM INJECTION PUMP	2				0	0
040	01123-50822	BOLT	4				0.012	0.0264
050	01513-50822	STUD	2				0.01	0.022
060	02156-50080	NUT	2				0.004	0.0088
070	04512-50080	WASHER SPRING	2				0	0
080	15748-60570	ASSY ORIFICE	1				0.02	0.044
090	15426-52850	COVER	1	14366			0.055	0.121
090	06311-85020	CAP SEALING	1	14367	↔		0.002	0.0044
090	06311-85020	CAP SEALING	1	15762			0.002	0.0044
100	15241-52140	GASKET FUEL PUMP	1	14366			0	0
110	01023-50616	BOLT	2	14366			0.005	0.011

INJECTION PUMP (COMPONENT PARTS)



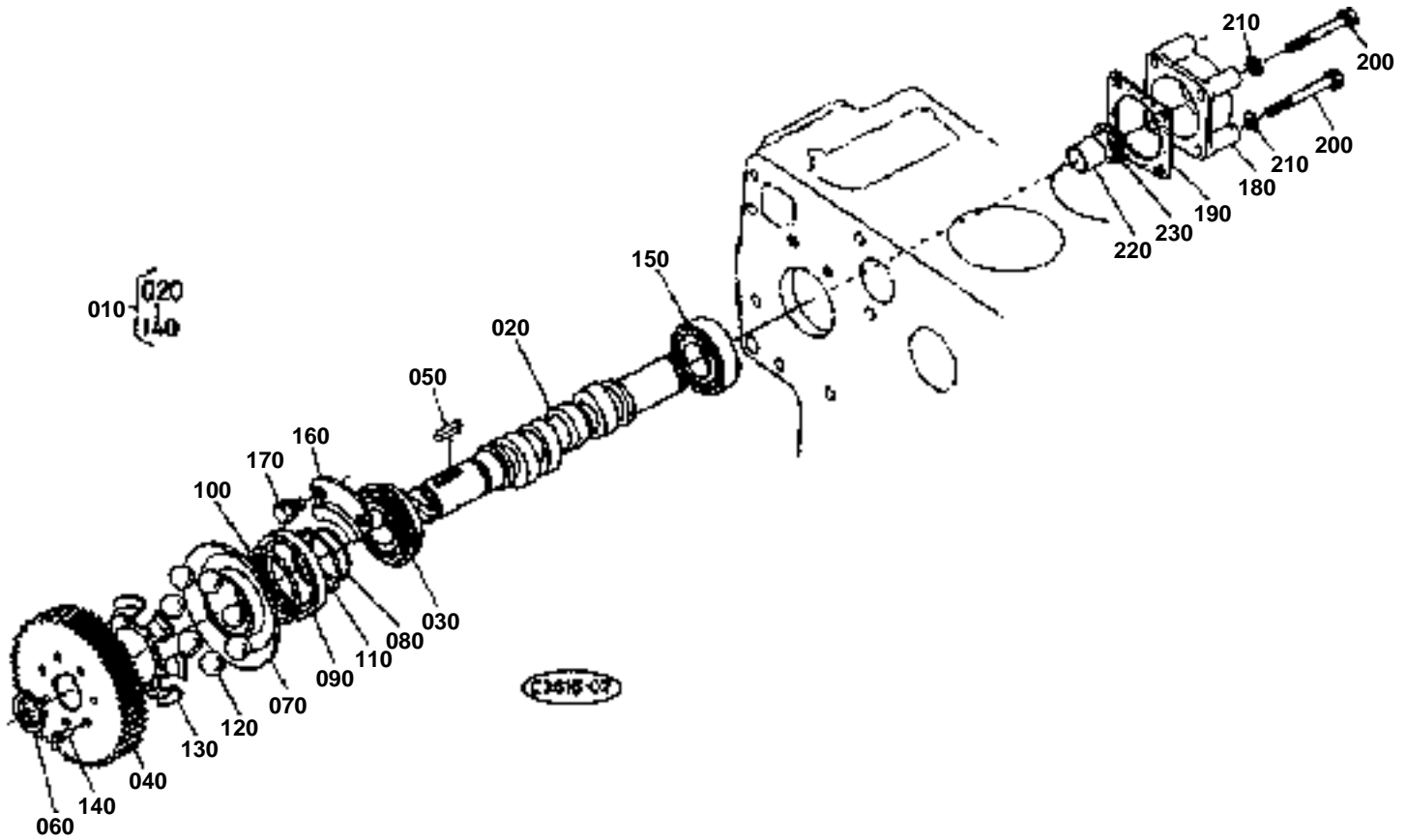


INJECTION PUMP (COMPONENT PARTS)

↔ Interchangeable; ≠ not interchangeable; ← new for old; → old for new

REF.No	Part No.	Description	Q'ty	S.No.	I/C	REMARKS	Weight (kgf)	Weight (lb)
010	15461-51010	ASSY PUMP INJECTION	1				2.6	5.72
020	14384-51390	PLATE ADJUSTING	3				0.006	0.0132
030	15221-91030	BOLT	3				0	0
040	15221-51230	SPRING DELIV.VALVE	4				0.002	0.0044
050	15221-51240	GASKET DELIV.VALVE	4				0.001	0.0022
060	15221-51030	VALVE DELIVERY	4				0.012	0.0264
070	15221-51050	PLUNGER PUMP	4				0.053	0.1166
080	15471-51320	SCREW FOLLOW	1				0.032	0.0704
090	15401-96650	GASKET	2				0.001	0.0022
100	15401-51060	RACK CONTROL	1				0.05	0.11
110	15221-51250	PIN TAPPET GUIDE	4				0.001	0.0022
120	15221-51430	PIN CLAMP	2				0.001	0.0022
130	15601-51220	HOLDER DELIV.VALVE	4				0.055	0.121
140	15221-51382	SLEEVE CONTROL	4				0.011	0.0242
150	15221-51270	SEAT SPRING UPPER	4				0.004	0.0088
160	15221-51280	SPRING PLUNGER	4				0.015	0.033
170	15221-51290	SEAT SPRING LOWER	4				0.01	0.022
180	15221-51490	SHIM	4				0.002	0.0044
190	15221-51070	ASSY TAPPET	4				0.039	0.0858
200	14611-51200	O RING	4				0.001	0.0022

INJECTION PUMP CAMSHAFT (2)



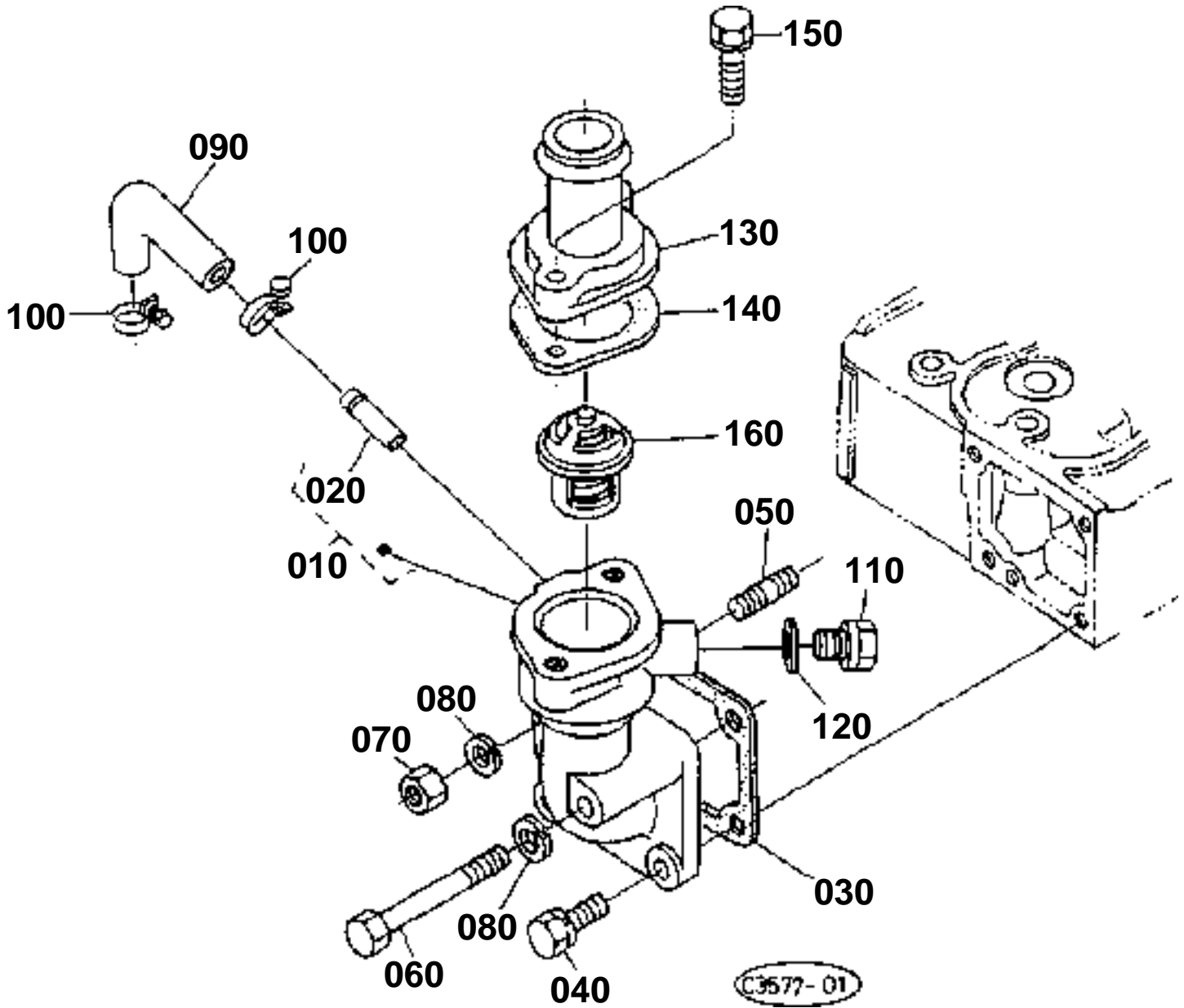


INJECTION PUMP CAMSHAFT (2)

↔ Interchangeable; ≠ not interchangeable; ← new for old; → old for new

REF.No	Part No.	Description	Q'ty	S.No.	I/C	REMARKS	Weight (kgf)	Weight (lb)
010	16343-16020	ASSY CAMSHAFT FUEL	1				2	4.4
020	15425-16170	CAMSHAFT FUEL	1				0.96	2.112
030	08153-06205	BEARING BALL	1				0.13	0.286
040	15601-51150	GEAR INJECTION PUMP	1				0.8	1.76
050	05712-00525	KEY FEATHER	1				0.005	0.011
060	04612-00240	CIR CLIP EXTERNAL	1				0.002	0.0044
070	15221-55450	SLEEVE GOVERNOR	1				0.19	0.418
080	15221-55470	CIR-CLIP GOV. SLEEVE	1				0.003	0.0066
090	15221-55690	CASE GOVERNOR BALL	1	14009			0	0
090	15611-55690	CASE GOVERNOR BALL	1	14010	↔		0.03	0.066
100	07715-03205	BALL	39				0.001	0.0022
110	15221-55740	CIR-CLIP	1				0.002	0.0044
120	07715-00805	BALL	7				0.016	0.0352
130	15521-55650	GUIDE GOVERNOR BALL	1				0.035	0.077
140	05611-10310	RIVET	7				0.001	0.0022
150	08103-06205	BEARING BALL	1				0.12	0.264
160	15221-16320	STOPPER FUEL.C/SHAFT	1				0.02	0.044
170	01123-50814	BOLT	2				0	0
180	19222-16213	COVER FUEL CAMSHAFT	1				0.33	0.726
190	15469-83110	GASKET	1				0.003	0.0066
200	01173-51070	BOLT	4				0.044	0.0968
210	04512-50100	WASHER SPRING	4				0	0
220	19222-16190	COLLAR	1				0.062	0.1364
230	04612-00250	CIR CLIP EXTERNAL	1				0.002	0.0044

WATER FLANGE



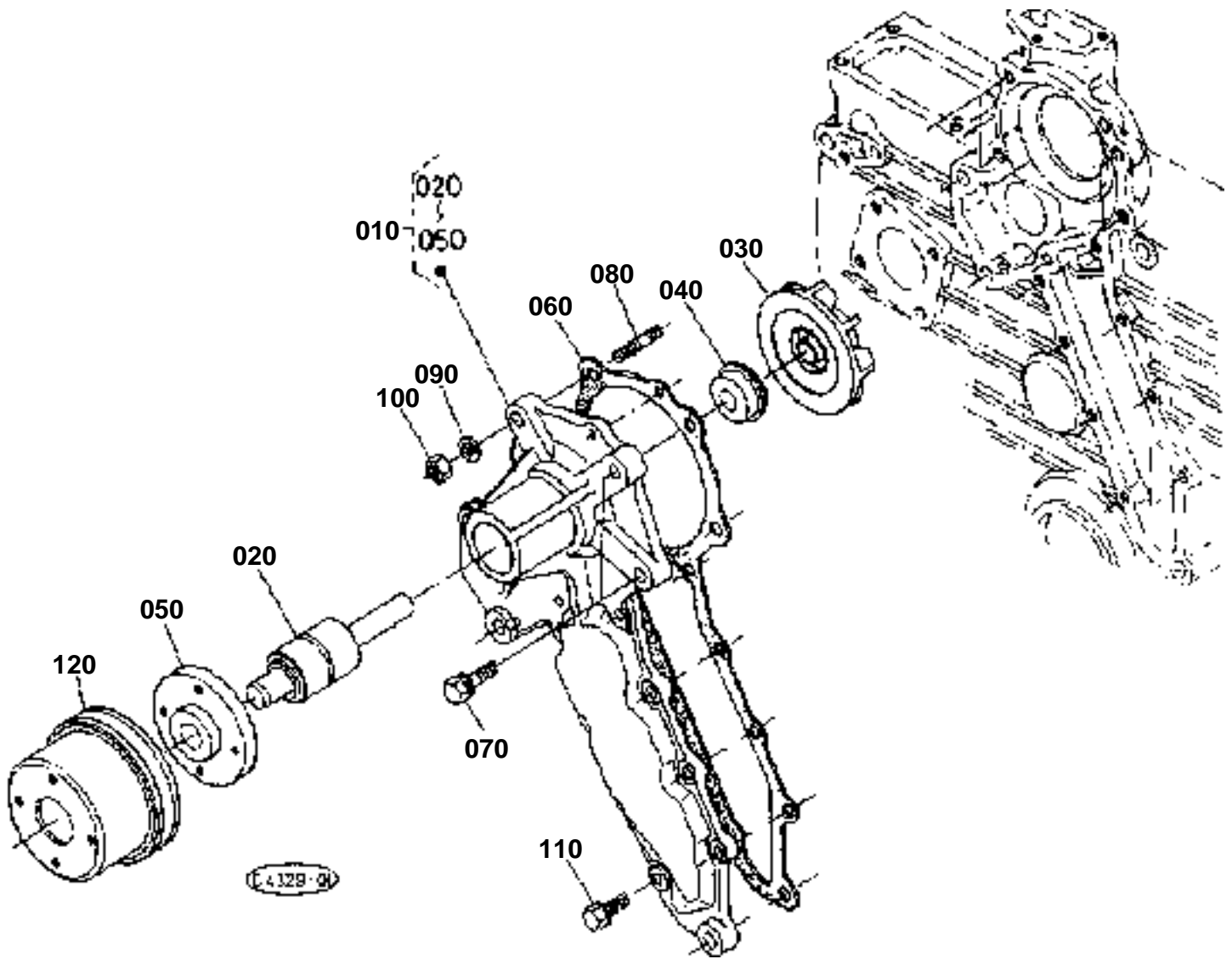


WATER FLANGE

↔ Interchangeable; ≠ not interchangeable; ← new for old; → old for new

REF.No	Part No.	Description	Q'ty	S.No.	I/C	REMARKS	Weight (kgf)	Weight (lb)
010	15512-72700	COMP.FLANGE WATER	1	14366			0	0
010	15512-72702	COMP.FLANGE WATER	1	14367	←		0.37	0.814
020	17331-73340	PIPE WATER RETURN	1	14366			0	0
020	17331-73342	PIPE WATER RETURN	1	14367	←		0.01	0.022
030	15521-72920	GASKET WATER FLANGE	1				0	0
040	01123-50822	BOLT	2				0.012	0.0264
050	01513-50822	STUD	1				0.01	0.022
060	01153-50870	BOLT	1				0.026	0.0572
070	02156-50080	NUT	1				0.004	0.0088
080	04512-50080	WASHER SPRING	2				0	0
090	15521-73340	PIPE WATER RETURN	1				0.025	0.055
100	15109-73360	BAND PIPE	2				0.01	0.022
110	15512-96010	PLUG	1				0.101	0.2222
120	04717-02150	WASHER WITH RUBBER	1				0.004	0.0088
130	15321-73260	COVER THERMOSTAT	1				0.107	0.2354
140	15321-73270	GASKET	1				0	0
150	01123-50835	BOLT	2				0.02	0.044
160	15321-73010	ASSY THERMOSTAT	1				0	0

WATER PUMP



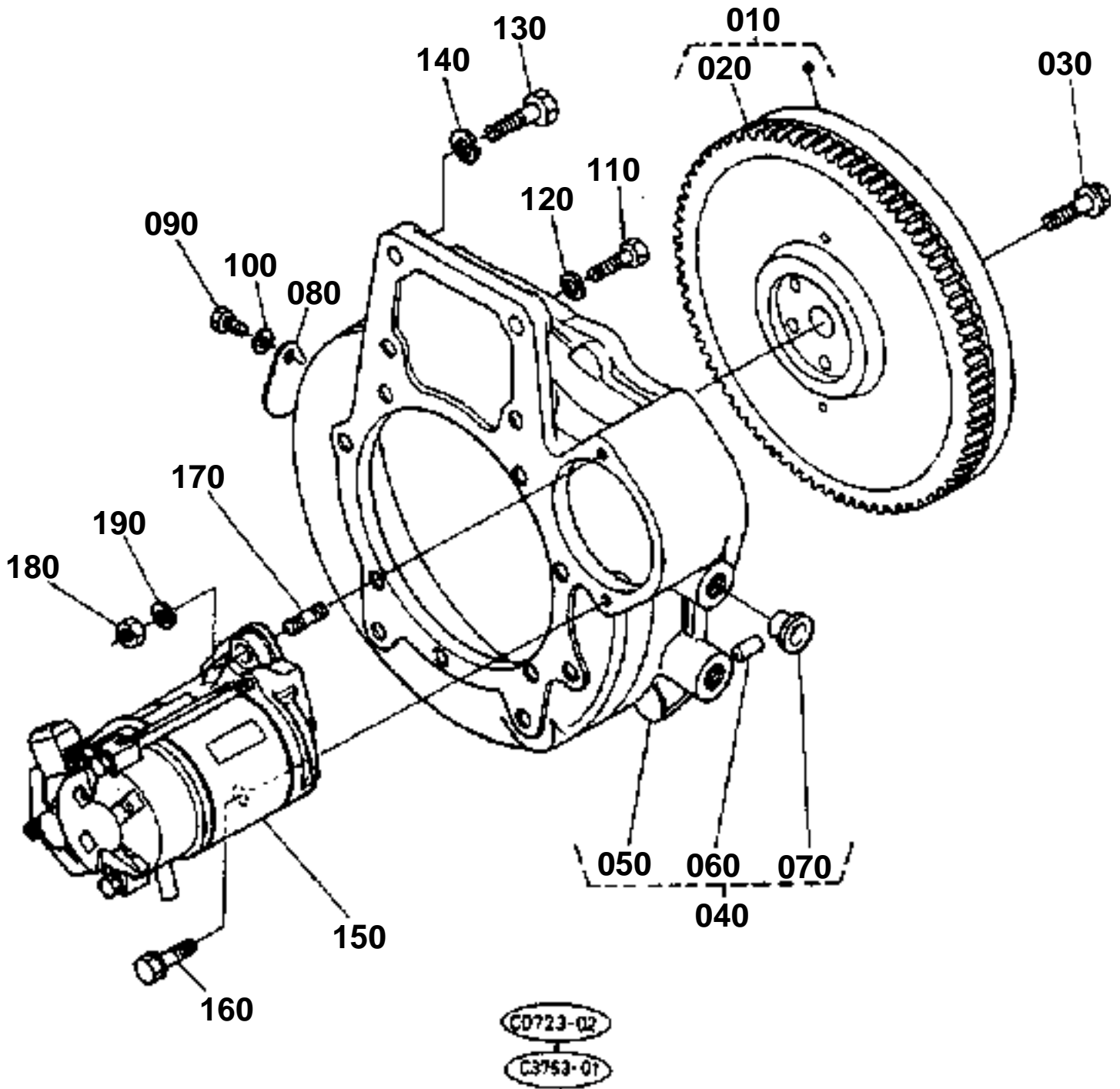


WATER PUMP

↔ Interchangeable; ≠ not interchangeable; ← new for old; → old for new

REF.No	Part No.	Description	Q'ty	S.No.	I/C	REMARKS	Weight (kgf)	Weight (lb)
010	15521-73030	ASSY PUMP WATER	1				0	0
020	15521-73550	BEARING	1				0.235	0.517
030	15521-73510	IMPELLER WATER PUMP	1				0.22	0.484
040	19202-73050	ASSY SEAL MECHANICAL	1				0.02	0.044
050	15521-73520	FLANGE WATER PUMP	1				0.25	0.55
060	15521-73430	GASKET WATER PUMP	1				0	0
070	01123-50828	BOLT	2				0.014	0.0308
080	15521-91510	STUD	2				0.012	0.0264
090	04512-50080	WASHER SPRING	2				0	0
100	02156-50080	NUT	2				0.004	0.0088
110	01023-50618	BOLT	8				0.006	0.0132
120	15471-74250	PULLEY FAN	1				0.3	0.66

FLYWHEEL STARTER

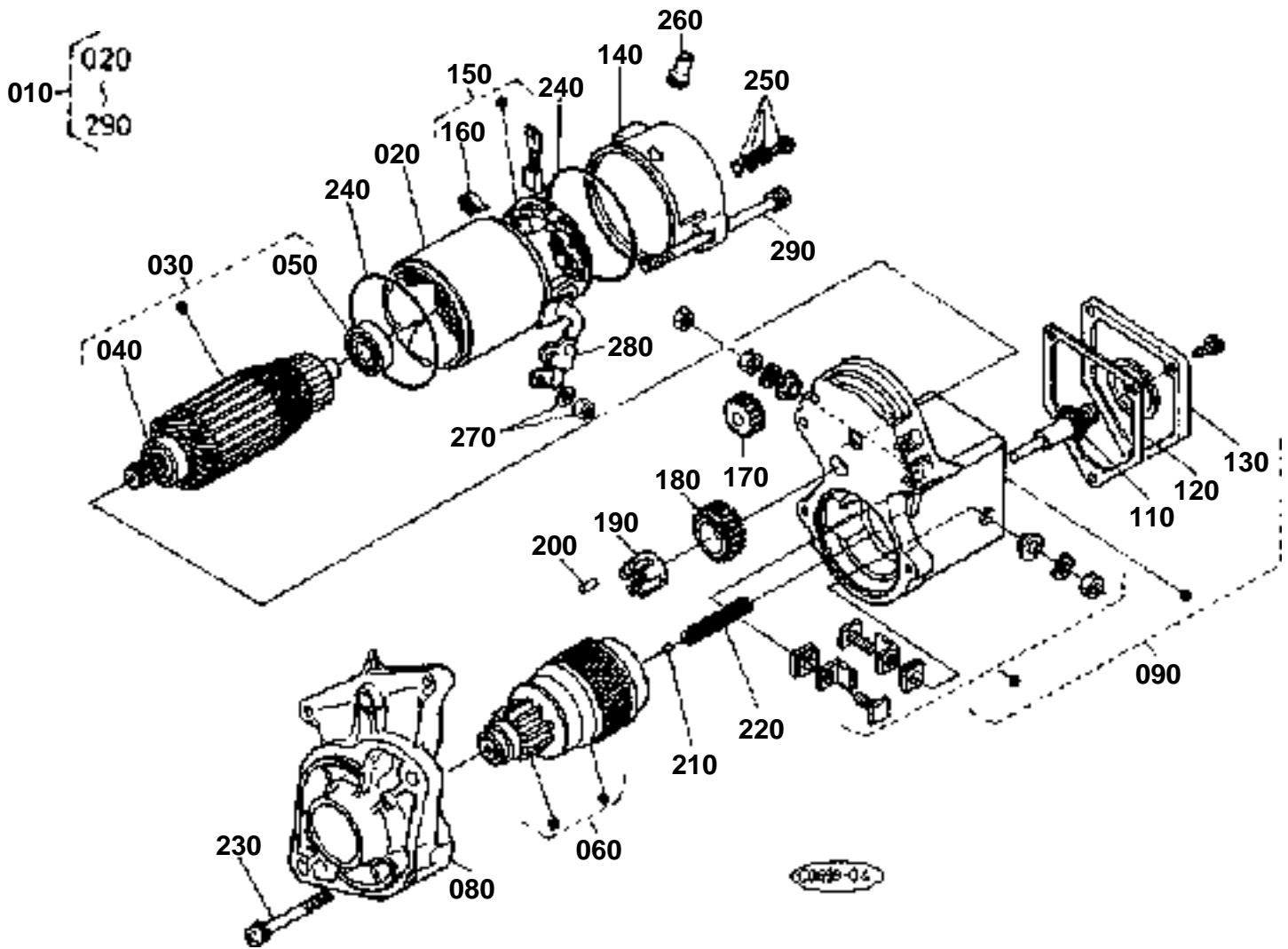


**FLYWHEEL STARTER**

↔ Interchangeable; ≠ not interchangeable; ← new for old; → old for new

REF.No	Part No.	Description	Q'ty	S.No.	I/C	REMARKS	Weight (kgf)	Weight (lb)
010	15401-25012	COMP.FLYWHEEL	1				16	35.2
020	15221-63820	GEAR RING	1				1.2	2.64
030	15321-25163	BOLT FLYWHEEL	6				0.05	0.11
040	15341-04600	COMP.HOUSING F-W.	1				10.4	22.88
050	15331-04610	HOUSING FLYWHEEL	1				10.3	22.66
060	05012-01018	PIN STRAIGHT	2				0.012	0.0264
070	31220-14290	PLUG	4				0.002	0.0044
080	31220-14170	COVER	1				0.014	0.0308
090	01153-50812	BOLT	1				0.008	0.0176
100	04512-50080	WASHER SPRING	1				0	0
110	01073-51030	BOLT	11				0.028	0.0616
120	04512-50100	WASHER SPRING	11				0	0
130	01073-51240	BOLT	2				0.049	0.1078
140	04512-50120	WASHER SPRING	2				0	0
150	15461-63010	ASSY STARTER	1	16028			3.8	8.36
150	15461-63012	ASSY STARTER	1	16029	↔		0	0
160	01133-51030	BOLT	1				0.025	0.055
170	01517-51028	STUD	1				0.022	0.0484
180	02176-50100	NUT	1				0.005	0.011
190	04512-50100	WASHER SPRING	1				0	0

STARTER (COMPONENT PARTS)



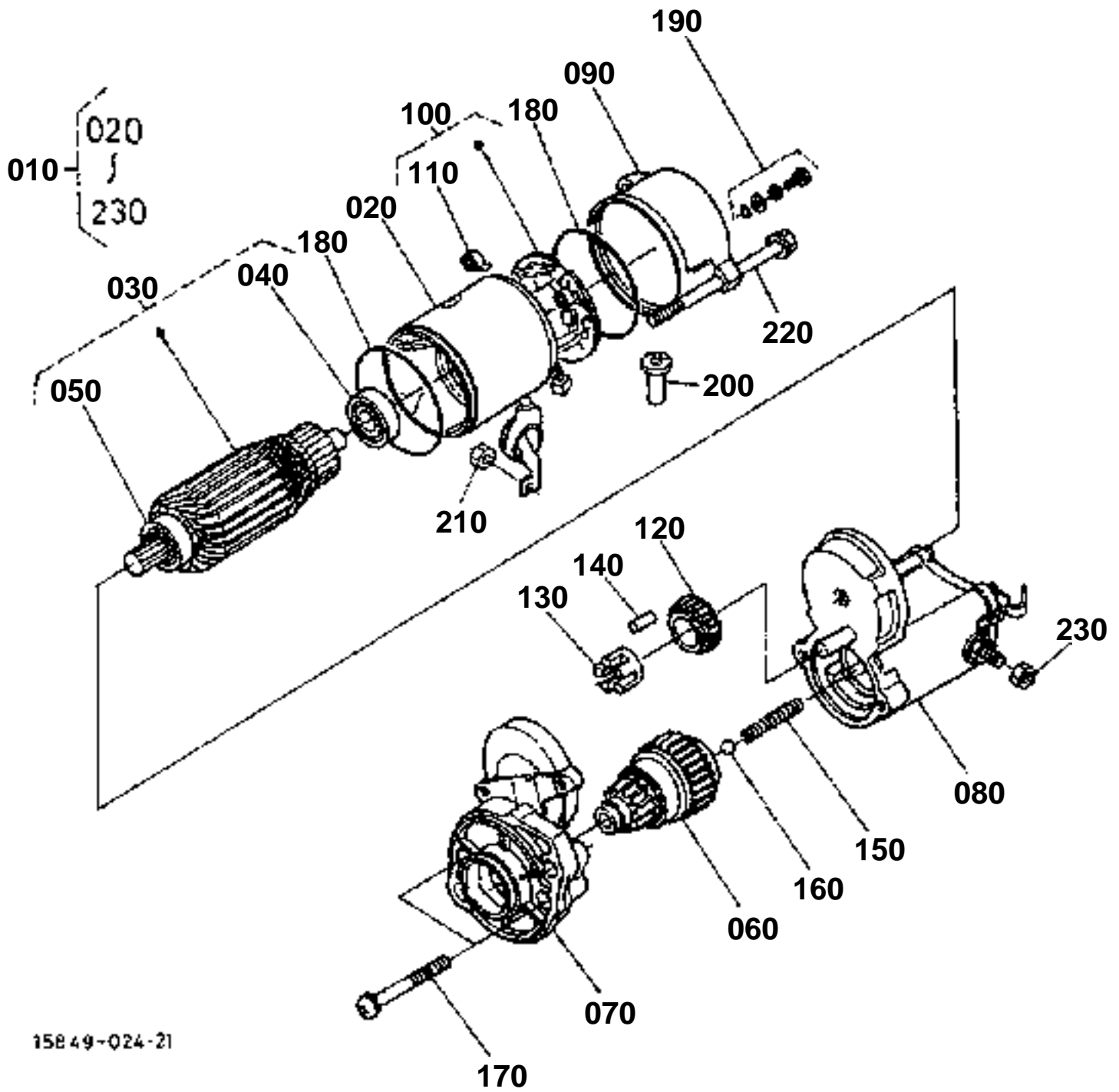
**STARTER (COMPONENT PARTS)**

S.No.;<=16028

↔ Interchangeable; ≠ not interchangeable; ← new for old; → old for new

REF.No	Part No.	Description	Q'ty	S.No.	I/C	REMARKS	Weight (kgf)	Weight (lb)
010	15461-63010	ASSY STARTER	1				3.8	8.36
020	15461-63080	ASSY YOKE	1				1.13	2.486
030	15511-63070	ASSY ARMATURE	1				1.05	2.31
040	15511-63500	BEARING BALL	1				0.04	0.088
050	15511-63530	BEARING BALL	1				0.025	0.055
060	15471-63040	ASSY CLUTCH	1				0.72	1.584
080	15511-63030	FRAME DRIVE END	1				0.32	0.704
090	17341-63020	ASSY SWITCH MAGNETIC	1				1.135	2.497
110	15461-63990	PLUNGER	1				0.15	0.33
120	15461-63520	GASKET	1				0.01	0.022
130	15461-63510	COVER SOLENOID	1				0.06	0.132
140	15511-63200	FRAME END	1				0.14	0.308
150	15511-63380	ASSY HOLDER BRUSH	1				0.09	0.198
160	15401-63390	SPRING BRUSH	4				0.003	0.0066
170	15511-63260	GEAR	1				0.02	0.044
180	15401-63270	GEAR	1				0.043	0.0946
190	19212-63110	RETAINER	1				0.002	0.0044
200	19212-63100	ROLLER	5				0.002	0.0044
210	19212-97130	BALL	1				0.003	0.0066
220	19212-63120	SPRING	1				0.004	0.0088
230	15501-93310	SCREW CR-REC-PAN-HD	2				0.01	0.022
240	15511-96660	O RING	2				0.005	0.011
250	15511-63760	ASSY BOLT	2				0.005	0.011
260	15511-63450	COVER	1				0.002	0.0044
270	13963-92010	NUT HEXAGON	1				0.005	0.011
280	15504-63120	COVER CORD	1				0.06	0.132
290	19215-63320	BOLT THROUGH	2				0.03	0.066

STARTER (COMPONENT PARTS)



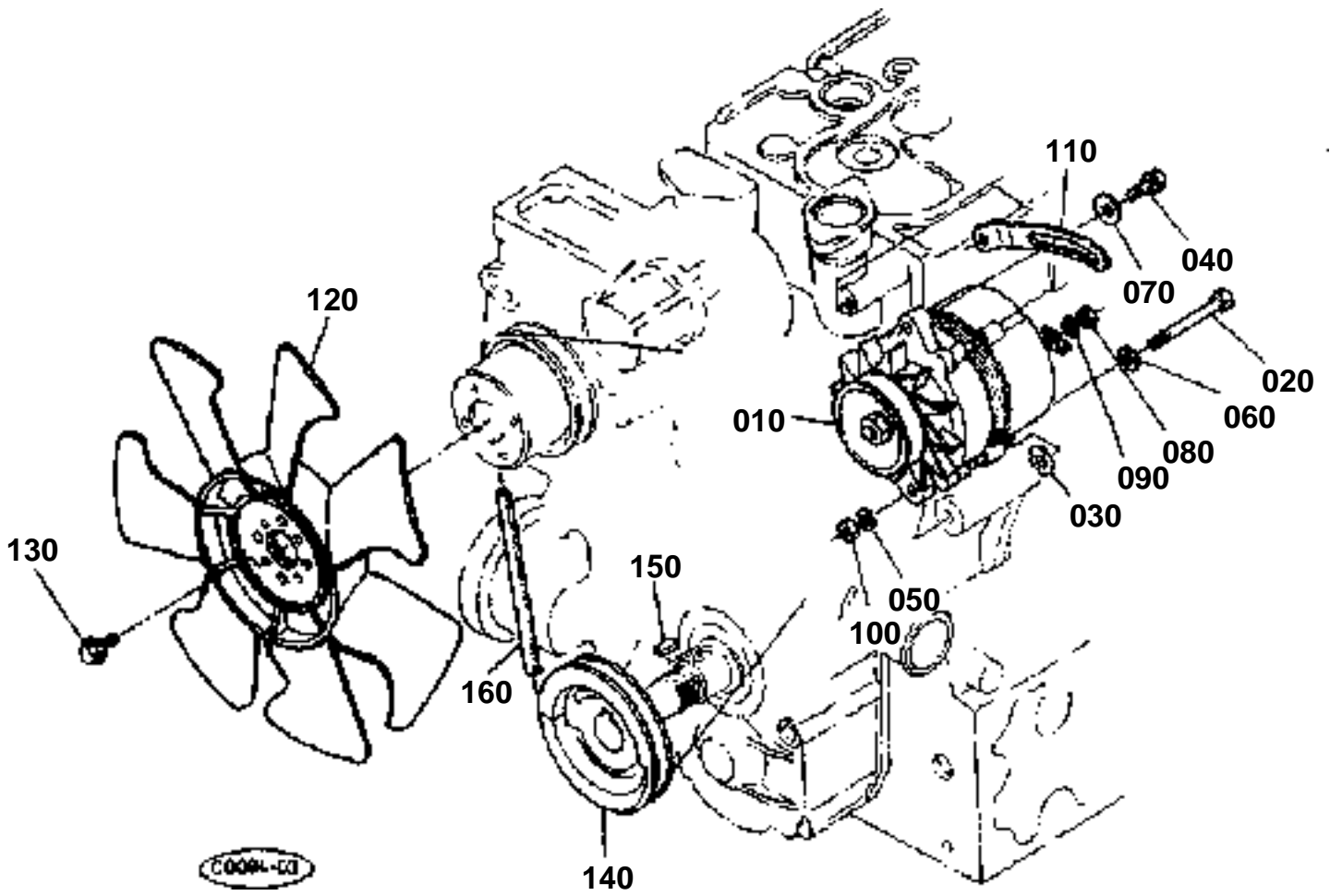
15849-Q24-21

**STARTER (COMPONENT PARTS)**

S.No.;>=16029

↔ Interchangeable; ≠ not interchangeable; ← new for old; → old for new

REF.No	Part No.	Description	Q'ty	S.No.	I/C	REMARKS	Weight (kgf)	Weight (lb)
010	15461-63012	ASSY STARTER	1				0	0
020	11197-63080	ASSY YOKE	1				0.92	2.024
030	11197-63070	ASSY ARMATURE	1				0.8	1.76
040	11460-63500	BEARING	1				0.03	0.066
050	11460-63530	BEARING	1				0.02	0.044
060	17341-63040	CLUTCH OVER RUNNING	1				0.2	0.44
070	17341-63030	FRAME DRIVE END	1				0.44	0.968
080	11173-63020	ASSY SWITCH MAGNETIC	1				0.2	0.44
090	17341-63200	FRAME END	1				0.13	0.286
100	11197-63380	ASSY HOLDER BRUSH	1				0.05	0.11
110	15401-63390	SPRING BRUSH	4				0.003	0.0066
120	11460-63270	GEAR	1				0.04	0.088
130	11460-63110	RETAINER	1				0.01	0.022
140	19212-63100	ROLLER	5				0.002	0.0044
150	11460-63120	SPRING	1				0.01	0.022
160	19212-97130	BALL	1				0.003	0.0066
170	11460-93310	BOLT	2				0.01	0.022
180	15511-96660	O RING	2				0.005	0.011
190	15511-63760	ASSY BOLT	2				0.005	0.011
200	16285-63570	PIPE DRAIN	1				0.005	0.011
210	13963-92010	NUT HEXAGON	1				0.005	0.011
220	11197-63320	BOLT	2				0.02	0.044
230	16285-92010	NUT HEXAGON	1				0.005	0.011

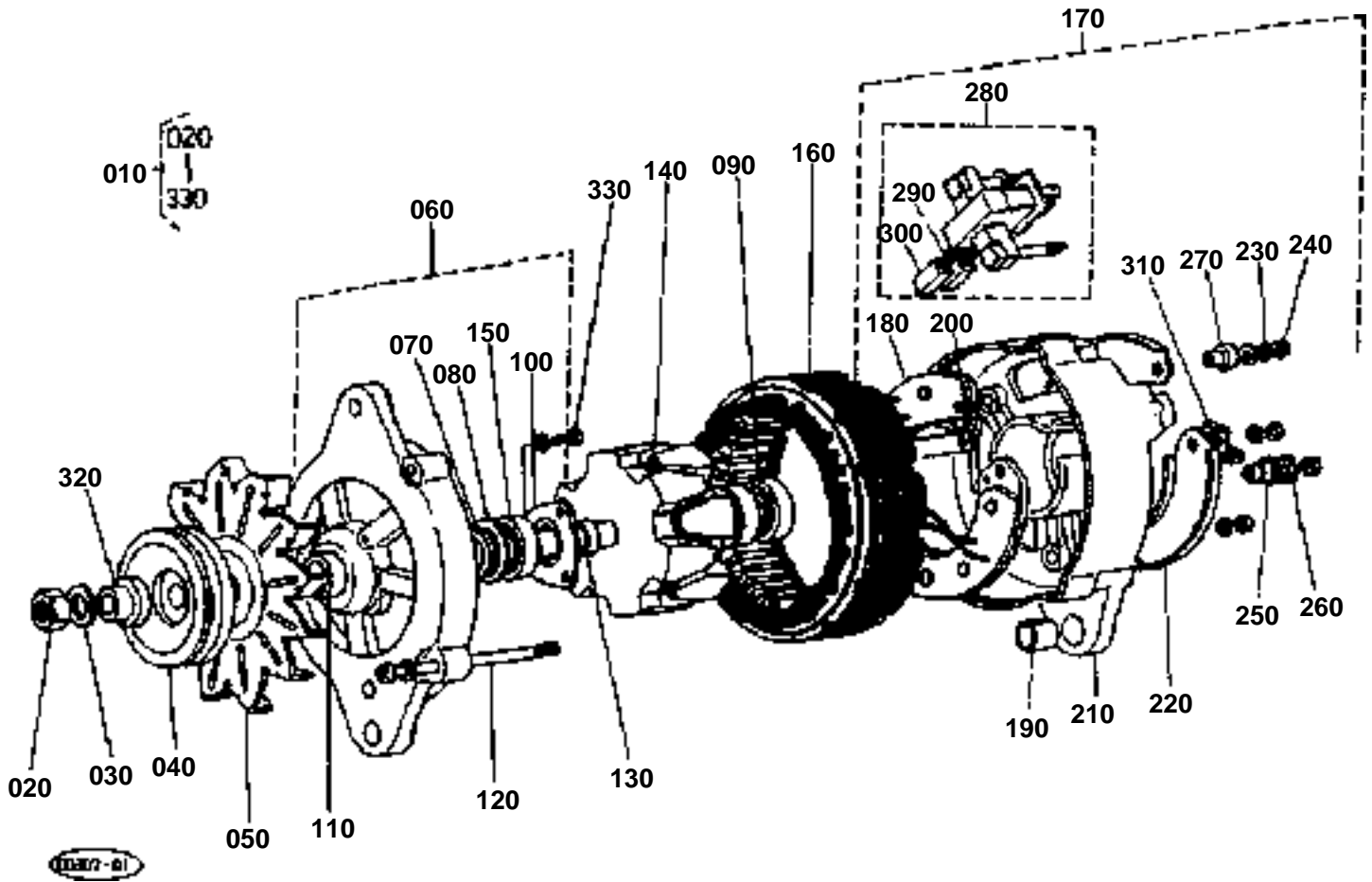


**DYNAMO**

↔ Interchangeable; ≠ not interchangeable; ← new for old; → old for new

REF.No	Part No.	Description	Q'ty	S.No.	I/C	REMARKS	Weight (kgf)	Weight (lb)
010	15471-64010	ASSY DYNAMO	1				3.68	8.096
020	17367-91030	BOLT	1				0.02	0.044
030	15521-94030	WASHER PLAIN	1				0.01	0.022
040	01153-50830	BOLT	1				0	0
050	04512-50080	WASHER SPRING	1				0	0
060	04012-50080	WASHER PLAIN	1				0.001	0.0022
070	04015-50080	WASHER PLAIN	1				0	0
080	02056-50060	NUT	1				0.002	0.0044
090	04512-50060	WASHER SPRING	1				0	0
100	02156-50080	NUT	2				0.004	0.0088
110	15321-64420	STAY DYNAMO	1				0.1	0.22
120	15808-74110	FAN	1				0.9	1.98
130	01754-50612	BOLT FLANGE	4				0.005	0.011
140	15471-74280	PULLEY FAN DRIVE	1				1.28	2.816
150	05712-00720	KEY FEATHER	1				0.008	0.0176
160	15471-97010	V BELT	1				0.12	0.264

DYNAMO (COMPONENT PARTS)



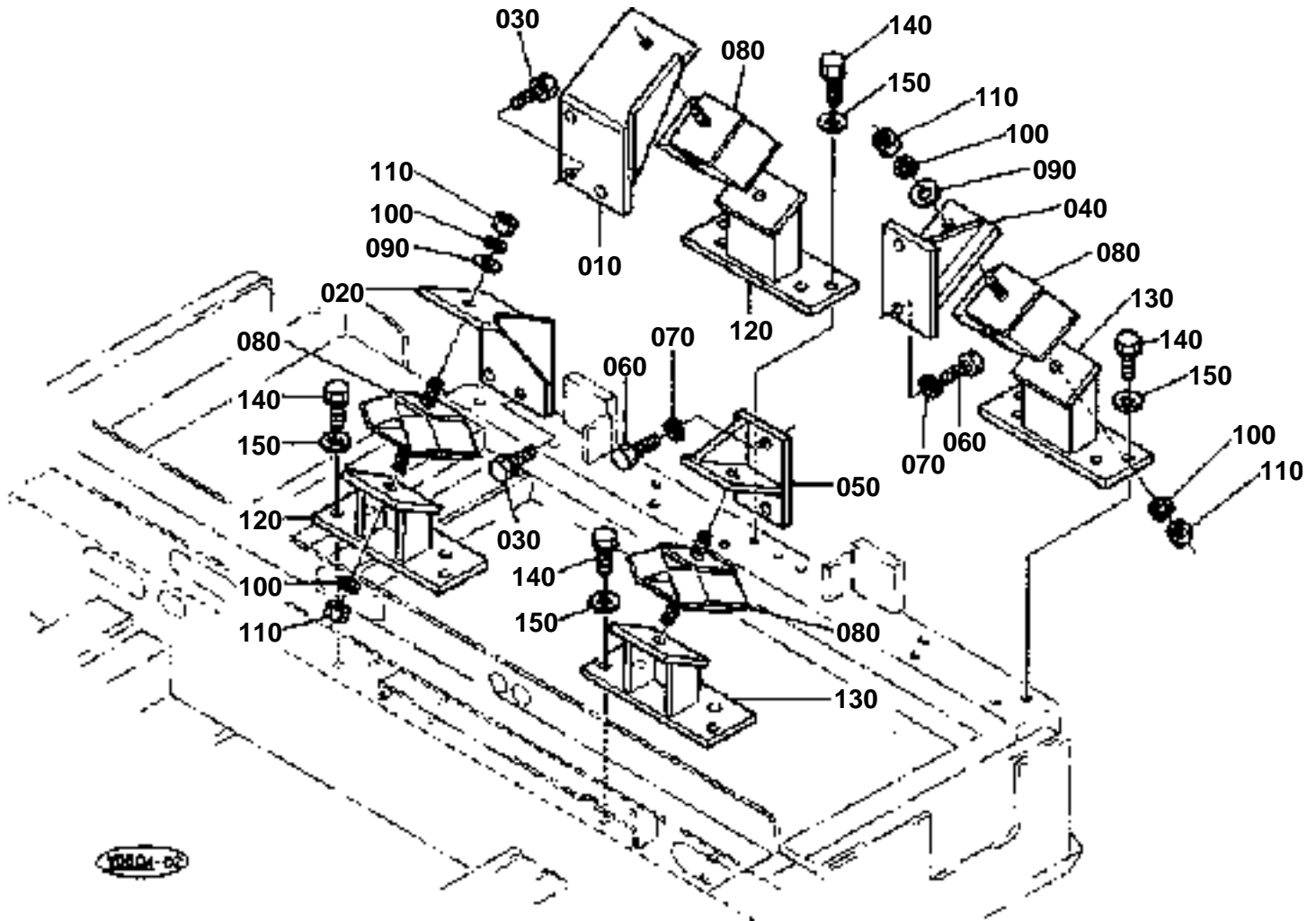


DYNAMO (COMPONENT PARTS)

↔ Interchangeable; ≠ not interchangeable; ← new for old; → old for new

REF.No	Part No.	Description	Q'ty	S.No.	I/C	REMARKS	Weight (kgf)	Weight (lb)
010	15471-64010	ASSY DYNAMO	1				3.68	8.096
020	15221-92010	NUT	1				0.012	0.0264
030	15221-94070	WASHER SPRING	1				0.008	0.0176
040	15471-64110	PULLEY DYNAMO	1				0.435	0.957
050	15253-64130	FAN DYNAMO	1				0.18	0.396
060	15253-64020	FRAME DRIVE END	1				0.365	0.803
070	15221-64790	FELT OIL	1				0.001	0.0022
080	15221-64830	COVER FELT	1				0.003	0.0066
090	08121-06201	BEARING BALL	1				0.036	0.0792
100	15221-64710	PLATE RETAINER	1				0.018	0.0396
110	15221-64150	COLLAR	1				0.008	0.0176
120	15321-64260	BOLT THROUGH	2				0.008	0.0176
130	15221-64160	SPACER	1				0.006	0.0132
140	15606-64030	ARMATURE	1				1.34	2.948
150	08141-06202	BEARING BALL	1				0.043	0.0946
160	15606-64050	YOKE	1				0.76	1.672
170	15321-64070	ASSY FRAME END	1				0.52	1.144
180	15321-64850	ASSY RECTIFIER	1				0.134	0.2948
190	15221-64210	BUSH	1				0.007	0.0154
200	15321-64880	WASHER INSULATION	1				0.001	0.0022
210	15321-64060	FRAME END	1				0.298	0.6556
220	15321-64230	COVER END	1				0.029	0.0638
230	04512-50050	WASHER SPRING	5				0	0
240	15221-92030	NUT	5				0.001	0.0022
250	15321-64920	BUSH INSULATION	1				0.001	0.0022
260	04512-50060	WASHER	1				0	0
270	15221-64910	BUSH INSULATION	1				0.001	0.0022
280	15321-64310	ASSY HOLDER BRUSH	1				0.039	0.0858
290	15221-64330	SPRING BRUSH	2				0.001	0.0022
300	15221-64090	BRUSH	2				0.002	0.0044
310	15321-67570	CLAMP CORD	1				0.04	0.088
320	15321-64170	SPACER	1				0.007	0.0154
330	01053-50516	BOLT	3				0.003	0.0066

ENGINE BRACKET



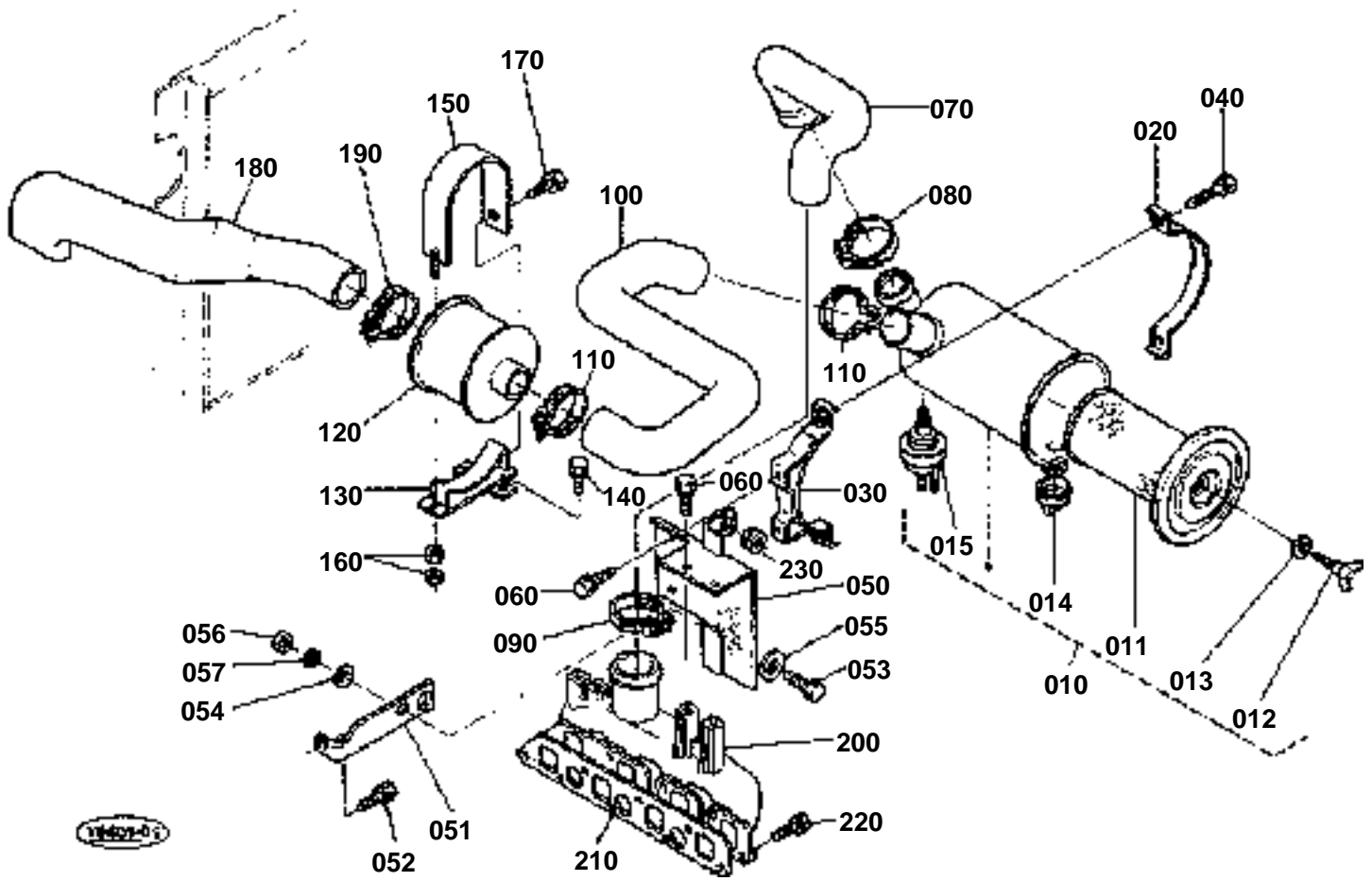


ENGINE BRACKET

↔ Interchangeable; ≠ not interchangeable; ← new for old; → old for new

REF.No	Part No.	Description	Q'ty	S.No.	I/C	REMARKS	Weight (kgf)	Weight (lb)
010	68651-42110	BRACKET ENGINE	1	55064			2.37	5.214
010	69781-42110	BRACKET ENGINE	1	55065	↔		0	0
020	68651-42120	BRACKET ENGINE	1	55064			2.4	5.28
020	69781-42120	BRACKET ENGINE	1	55065	↔		0	0
030	01133-61230	BOLT	6				0.04	0.088
040	68651-42130	BRACKET ENGINE	1	55064			1.68	3.696
040	69781-42130	BRACKET ENGINE	1	55065	↔		0	0
050	68651-42140	BRACKET ENGINE	1	55064			1.71	3.762
050	69781-42140	BRACKET ENGINE	1	55065	↔		0	0
060	01173-61430	BOLT	4				0.05	0.11
070	04512-60140	WASHER SPRING	4				0.006	0.0132
080	68541-42160	CUSHION	4				0.82	1.804
090	04013-60120	WASHER PLAIN	4				0.01	0.022
100	04512-60120	WASHER SPRING	8				0.005	0.011
110	02114-60120	NUT	8				0.011	0.0242
120	68651-42180	SUPPORT ENGINE	2	55064			1.78	3.916
120	69781-42180	SUPPORT ENGINE	2	55065	↔		0	0
130	68651-42190	SUPPORT ENGINE	2	55064			1.99	4.378
130	69781-42190	SUPPORT ENGINE	2	55065	↔		0	0
140	01133-61030	BOLT	16				0.023	0.0506
150	04013-60100	WASHER PLAIN	16				0.004	0.0088

AIR CLEANER INLET MANIFOLD



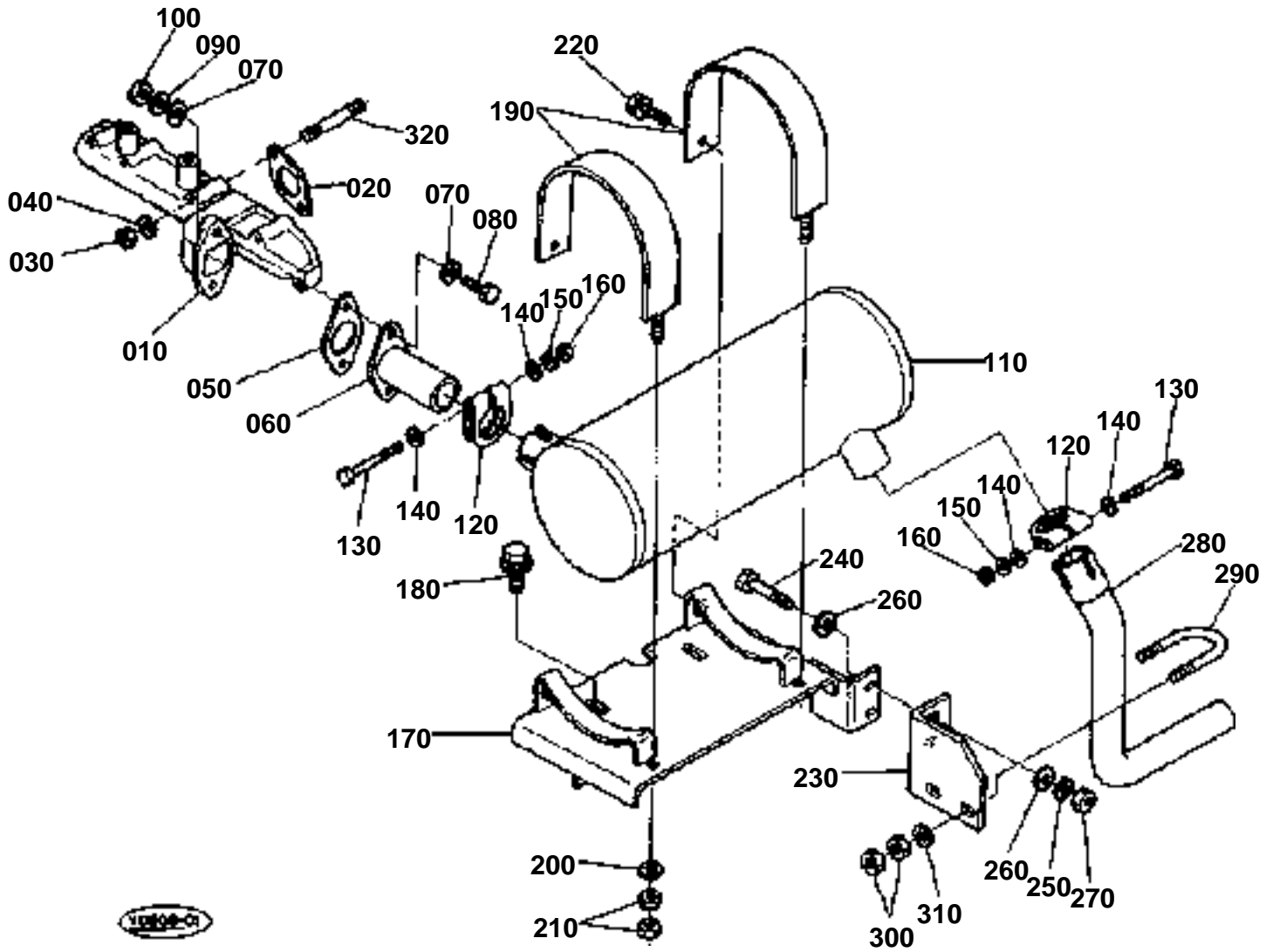


AIR CLEANER INLET MANIFOLD

↔ Interchangeable; ≠ not interchangeable; ← new for old; → old for new

REF.No	Part No.	Description	Q'ty	S.No.	I/C	REMARKS	Weight (kgf)	Weight (lb)
010	68651-42202	ASSY CLEANER AIR	1				2.7	5.94
011	17351-11080	ASSY ELEMENT A/C	1				0	0
012	15621-92620	NUT WING	1				0.065	0.143
013	15621-94430	WASHER WITH RUBBER	1				0.01	0.022
014	15741-11470	VALVE	1				0.01	0.022
015	15483-11090	ASSY INDICATOR	1				0.04	0.088
020	68761-42280	BAND AIR CLEANER	1				0.6	1.32
030	68761-42290	BAND AIR CLEANER	1				0.35	0.77
040	01123-60840	BOLT	2				0.015	0.033
050	68651-42260	BRACKET AIR CLEANER	1	55064			1.75	3.85
050	69781-42260	BRACKET AIR CLEANER	1	55065	↔		0	0
051	68651-42590	BRACKET AIR CLEANER	1	55064			0.16	0.352
051	69781-42590	BRACKET AIR CLEANER	1	55065	↔		0	0
052	01123-60825	BOLT	1				0.012	0.0264
053	01173-61025	BOLT	1				0.02	0.044
054	04013-60100	WASHER PLAIN	1				0.004	0.0088
055	04015-60100	WASHER PLAIN	1				0.015	0.033
056	02118-60100	NUT	1				0.006	0.0132
057	04512-60100	WASHER SPRING	1				0.002	0.0044
060	01123-60820	BOLT	4				0.015	0.033
070	68651-42230	HOSE INLET	1				0.46	1.012
080	15401-11720	BAND PIPE	1	55411			0.05	0.11
080	69741-72850	BAND PIPE	1	55412	↔		0	0
090	15606-11720	BAND PIPE	1	55411			0.035	0.077
090	69741-72850	BAND PIPE	1	55412	↔		0	0
100	68651-42240	HOSE INLET	1				1.26	2.772
110	09318-89080	CLAMP HOSE	2				0.04	0.088
120	68651-42210	SILENCER	1	55064			1.9	4.18
120	69781-42210	SILENCER	1	55065	↔		0	0
130	68651-42220	BRACKET	1	55064			0.79	1.738
130	69781-42220	BRACKET	1	55065	↔		0	0
140	01133-61020	BOLT	2				0.02	0.044
150	69441-42420	BAND MUFFLER	1				0	0
160	02118-60100	NUT	2				0.006	0.0132
170	01133-61016	BOLT	1				0.018	0.0396
180	68651-42250	HOSE INLET	1				1.01	2.222
190	09318-89080	CLAMP HOSE	1				0.04	0.088
200	15475-11760	MANIFOLD INLET	1				1.18	2.596
210	15471-11823	GASKET IN-MANIFOLD	1				0	0
220	01123-50820	BOLT	7				0.011	0.0242
230	68551-51250	CUSHION	2				0.001	0.0022

MUFFLER EXHAUST MANIFOLD

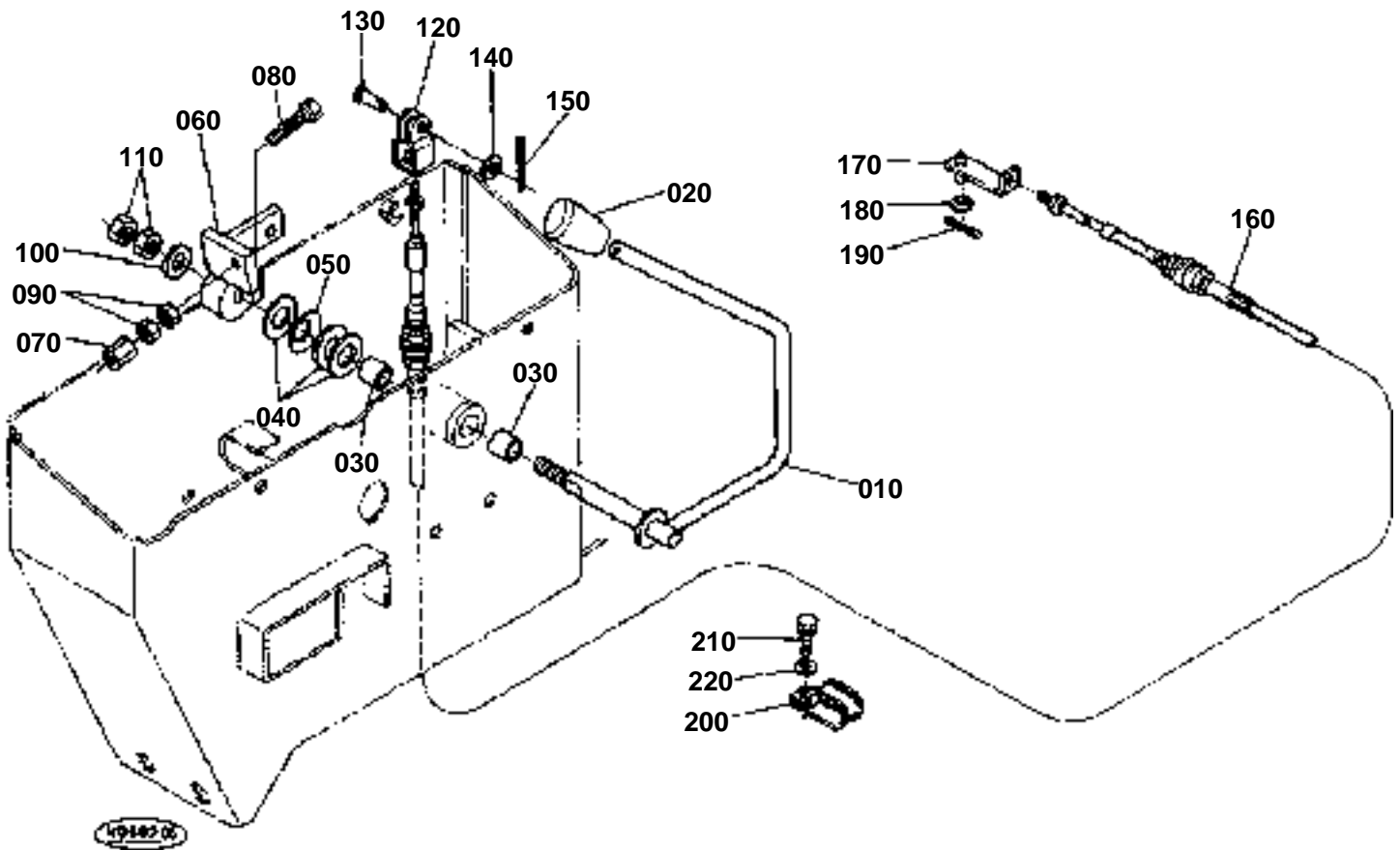


**MUFFLER EXHAUST MANIFOLD**

↔ Interchangeable; ≠ not interchangeable; ← new for old; → old for new

REF.No	Part No.	Description	Q'ty	S.No.	I/C	REMARKS	Weight (kgf)	Weight (lb)
010	68651-42460	MANIFOLD EXHAUST	1				3.15	6.93
020	15521-12350	GASKET EX-MANIFOLD	4				0	0
030	02552-50080	NUT	8				0.005	0.011
040	04512-60080	WASHER SPRING	8				0.002	0.0044
050	15221-12370	GASKET MUFFLER FLANG	1				0	0
060	69441-42450	FLANGE MUFFLER	1				0	0
070	04011-50100	WASHER PLAIN	4				0.002	0.0044
080	01173-61035	BOLT	2				0.023	0.0506
090	04512-60100	WASHER SPRING	2				0.002	0.0044
100	02118-60100	NUT	2				0.006	0.0132
110	68651-42440	MUFFLER	1				4.4	9.68
120	66711-54420	BAND PIPE	2				0.038	0.0836
130	01153-60865	BOLT	2				0.04	0.088
140	04013-60080	WASHER PLAIN	4				0.002	0.0044
150	04512-60080	WASHER SPRING	2				0.002	0.0044
160	02114-60080	NUT	2				0.002	0.0044
170	68741-42410	BRACKET MUFFLER	1				3.9	8.58
180	01135-61020	BOLT	2				0.015	0.033
190	69441-42420	BAND MUFFLER	2	55024			0	0
190	69441-42422	BAND MUFFLER	2	55025	≠		0	0
200	04013-60100	WASHER PLAIN	2				0.004	0.0088
210	02118-60100	NUT	4	55024			0.006	0.0132
210	02114-60100	NUT	4	55025	≠		0.008	0.0176
220	01133-61020	BOLT	2				0.02	0.044
230	68741-42430	BRACKET MUFFLER	1				0.31	0.682
240	01173-61030	BOLT	2				0.022	0.0484
250	04512-60100	WASHER SPRING	2				0.002	0.0044
260	04015-60100	WASHER PLAIN	4				0.015	0.033
270	02114-60100	NUT	2				0.008	0.0176
280	68651-42430	PIPE MUFFLER	1				0.4	0.88
290	69481-42530	U-BOLT	1				0	0
300	02114-60100	NUT	4				0.008	0.0176
310	04013-60100	WASHER PLAIN	2				0.004	0.0088
320	15813-91530	STUD	8				0.023	0.0506

ACCEL LEVER

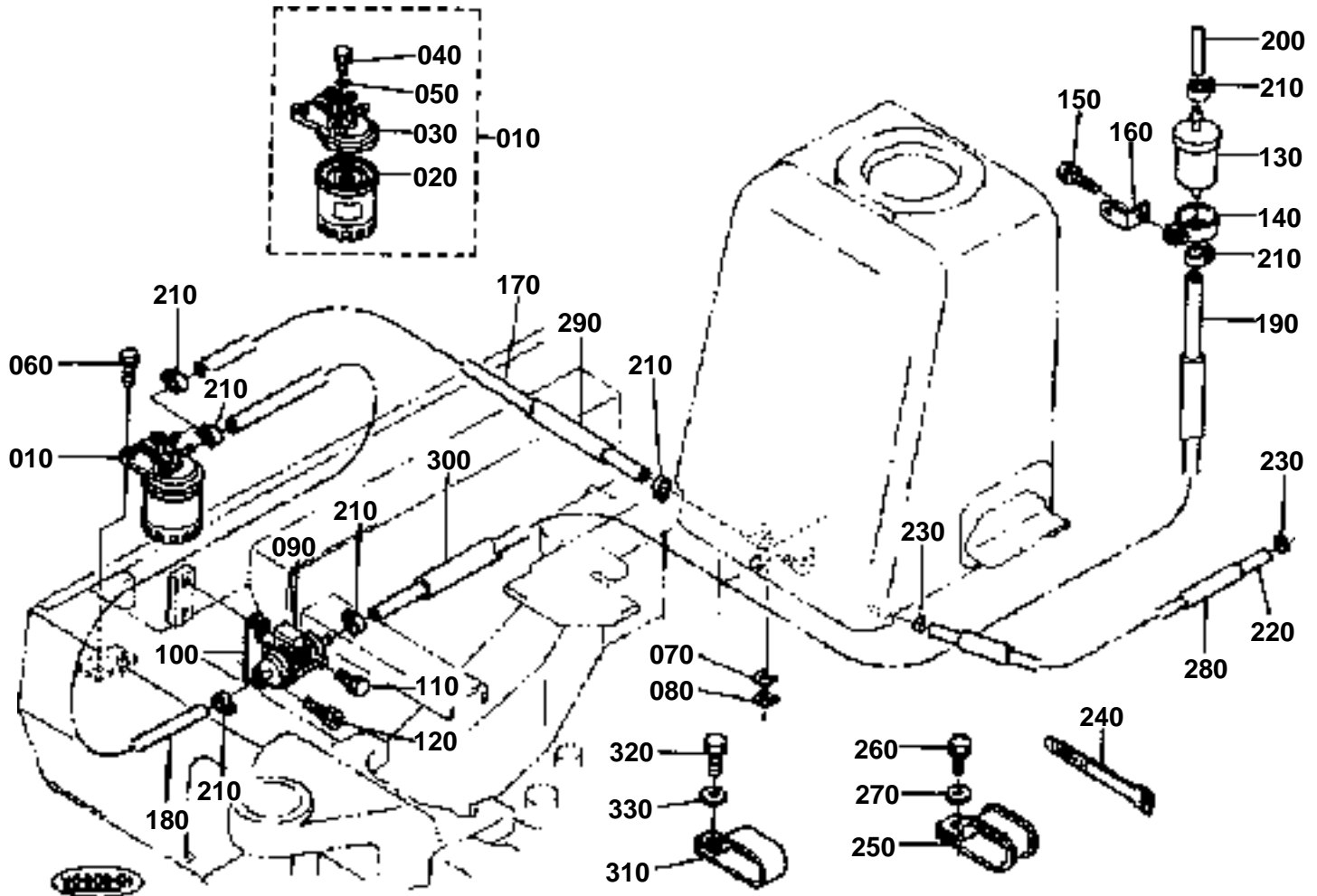


**ACCEL LEVER**

↔ Interchangeable; ≠ not interchangeable; ← new for old; → old for new

REF.No	Part No.	Description	Q'ty	S.No.	I/C	REMARKS	Weight (kgf)	Weight (lb)
010	68318-35110	LEVER ACCEL.	1				0.43	0.946
020	55611-31460	GRIP LEVER	1				0.03	0.066
030	08511-01410	BUSH	2				0.005	0.011
040	04013-60140	WASHER PLAIN	3				0.01	0.022
050	69481-35190	SPRING	1				0	0
060	68311-35120	PLATE ACCEL	1	55002			0	0
060	68311-35122	PLATE ACCEL	1	55003	←		0.3	0.66
070	68641-35140	NUT	1	55064			0.01	0.022
070	69481-35140	NUT	1	55065	↔		0	0
080	01155-60850	BOLT	1				0.02	0.044
090	02112-60080	NUT	2				0.005	0.011
100	04013-60100	WASHER PLAIN	1				0.004	0.0088
110	02118-60100	NUT	2				0.006	0.0132
120	68351-35150	FORKED	1				0.02	0.044
130	05122-50618	PIN JOINT	1				0	0
140	04012-50060	WASHER PLAIN	1				0.001	0.0022
150	05511-51612	PIN SPLIT	1				0.001	0.0022
160	68651-35150	CABLE ACCEL	1				0.5	1.1
170	68741-35170	LEVER	1				0.06	0.132
180	04012-50080	WASHER PLAIN	1				0.001	0.0022
190	05511-50215	PIN SPLIT	1				0.001	0.0022
200	90038-11180	CLAMP	1				0.02	0.044
210	01133-61016	BOLT	1				0.018	0.0396
220	04015-60100	WASHER PLAIN	1				0.015	0.033

FUEL PIPING

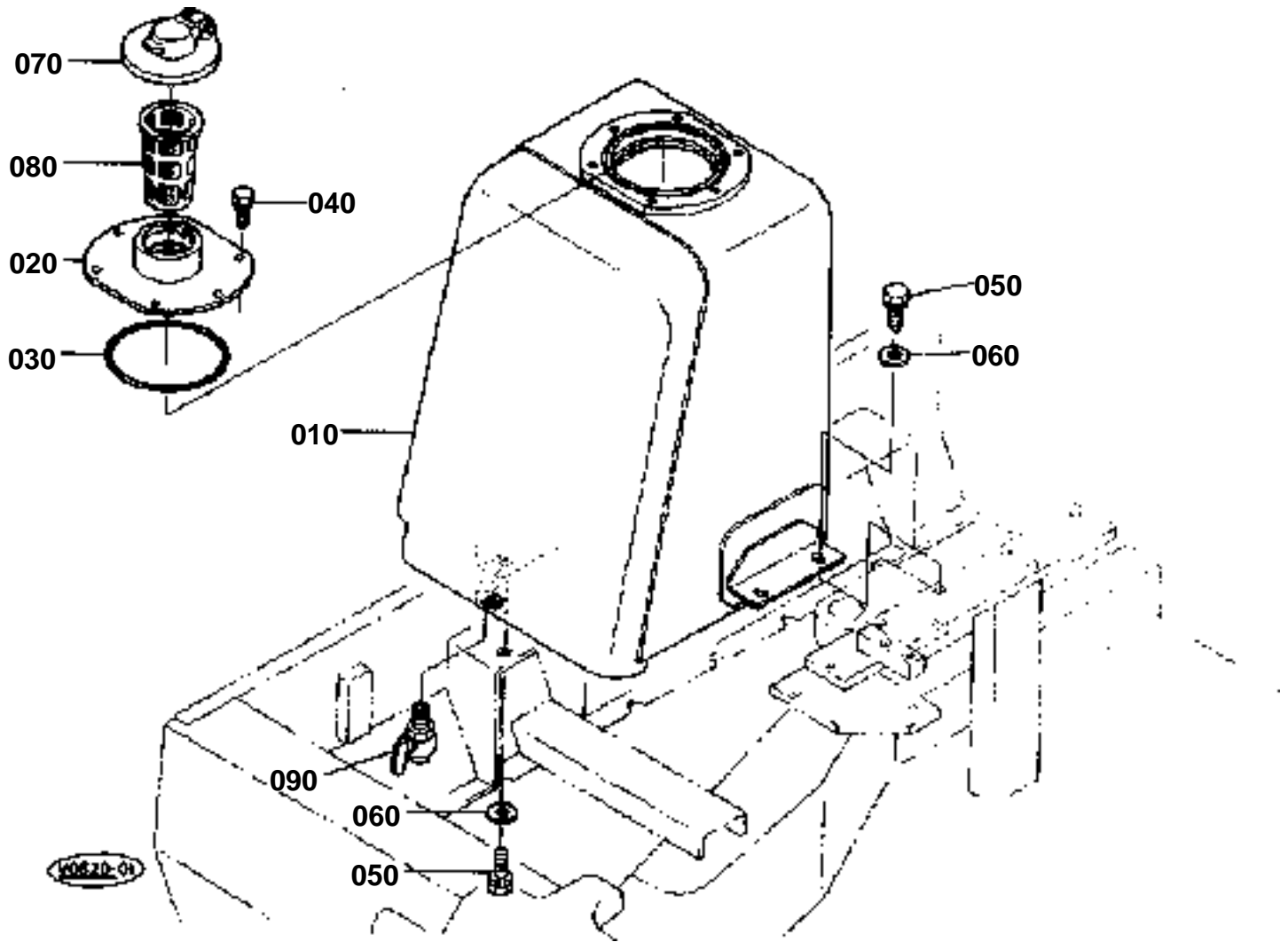


**FUEL PIPING**

↔ Interchangeable; ≠ not interchangeable; ← new for old; → old for new

REF.No	Part No.	Description	Q'ty	S.No.	I/C	REMARKS	Weight (kgf)	Weight (lb)
010	54711-23412	ASSY FILTER FUEL	1				0.52	1.144
020	15221-43080	ELEMENT FILTER	1				0	0
030	15221-43210	COVER FILTER	1				0.25	0.55
040	19222-43280	PLUG FILTER BREATHER	1				0.01	0.022
050	15108-43290	O RING	1				0.001	0.0022
060	01123-60825	BOLT	2				0.012	0.0264
070	68351-62170	SHIM	5	55350			0	0
070	68351-62172	SHIM	5	55351	←		0.006	0.0132
080	68351-62160	SHIM	5	55350			0	0
080	68351-62162	SHIM	5	55351	←		0.006	0.0132
090	68371-51210	ASSY PUMP FUEL	1				0.5	1.1
100	66591-54560	CUSHION	1				0.014	0.0308
110	01123-60816	BOLT	1				0.01	0.022
120	01202-60616	BOLT	1				0.005	0.011
130	13351-43010	ASSY FILTER FUEL	1				0	0
140	66021-58330	BAND FILTER	1				0.037	0.0814
150	01053-60620	BOLT	1				0.007	0.0154
160	68651-51250	BRACKET	1				0.04	0.088
170	09661-80400	TUBE FUEL	1				0.05	0.11
180	09661-80110	TUBE FUEL	1				0.013	0.0286
190	09661-82320	TUBE FUEL	1				0.27	0.594
200	09661-80280	TUBE FUEL	1	55079			0.033	0.0726
200	09661-80300	TUBE FUEL	1	55080	↔		0.04	0.088
210	14301-42750	CLIP PIPE	8				0.005	0.011
220	09661-42500	TUBE FUEL	1				0.13	0.286
230	10244-42320	CLIP PIPE	2				0.001	0.0022
240	55311-41260	BAND CORD	4	55527			0.007	0.0154
240	59481-41260	BAND CORD	4	55528	↔		0	0
250	90038-11180	CLAMP	4	55079			0.02	0.044
250	90038-11180	CLAMP	5	55080			0.02	0.044
260	01133-61016	BOLT	4	55079			0.018	0.0396
260	01133-61016	BOLT	5	55080			0.018	0.0396
270	04015-60100	WASHER PLAIN	4	55079			0.015	0.033
270	04015-60100	WASHER PLAIN	5	55080			0.015	0.033
280	69781-51130	TUBE	1				0	0
290	69741-51140	TUBE	1				0	0
300	69781-51140	TUBE	1				0	0
310	68773-51910	CLAMP	1				0.025	0.055
320	01133-61220	BOLT	1				0.033	0.0726
330	04013-60120	WASHER PLAIN	1				0.01	0.022

FUEL TANK

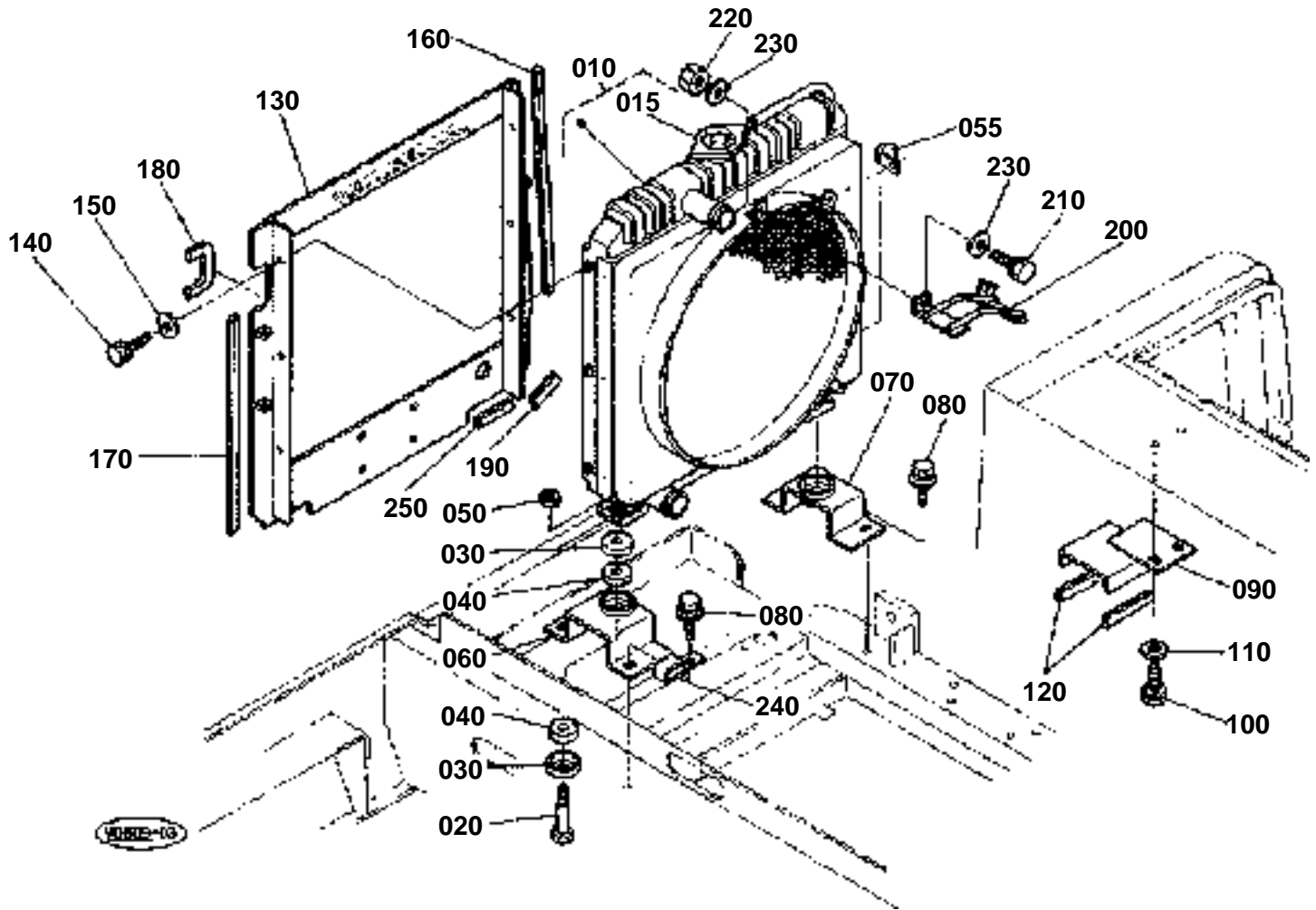


**FUEL TANK**

↔ Interchangeable; ≠ not interchangeable; ← new for old; → old for new

REF.No	Part No.	Description	Q'ty	S.No.	I/C	REMARKS	Weight (kgf)	Weight (lb)
010	69761-51110	TANK FUEL	1				0	0
020	68398-51240	COVER FUEL TANK	1	55064			0.93	2.046
020	69768-51240	COVER FUEL TANK	1	55065	↔		0	0
030	68391-51260	O RING	1				0.14	0.308
040	01133-61016	BOLT	6				0.018	0.0396
050	01133-61230	BOLT	4				0.04	0.088
060	04015-60120	WASHER PLAIN	4				0.022	0.0484
070	68817-51120	CAP TANK	1	55733			0	0
070	RC101-51120	CAP TANK	1	55734	←		0.33	0.726
080	14261-41350	FILTER	1				0.02	0.044
090	14301-73110	COCK DRAIN	1				0.094	0.2068

RADIATOR

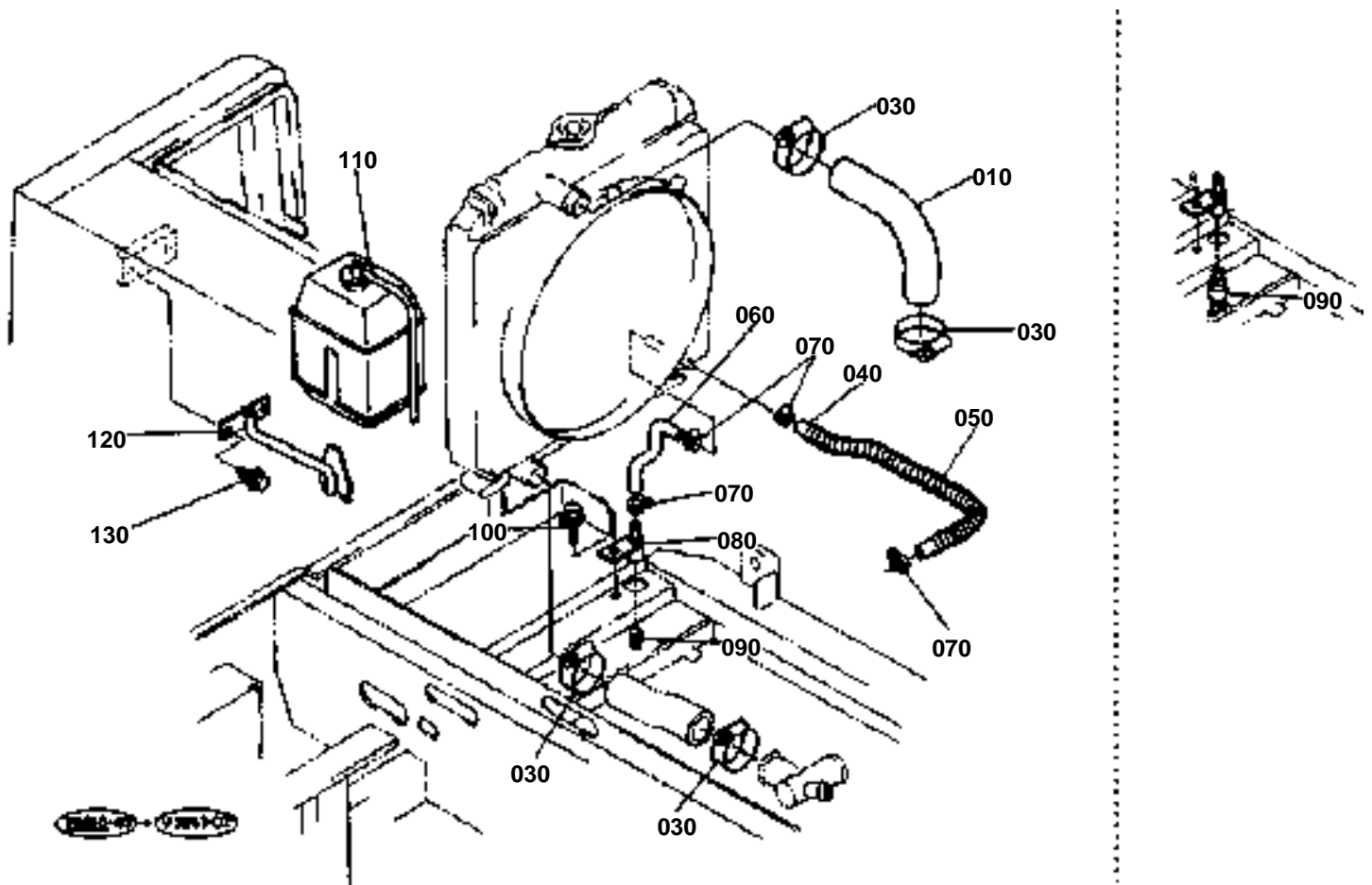


**RADIATOR**

↔ Interchangeable; ≠ not interchangeable; ← new for old; → old for new

REF.No	Part No.	Description	Q'ty	S.No.	I/C	REMARKS	Weight (kgf)	Weight (lb)
010	68651-42300	ASSY RADIATOR	1				11	24.2
015	15272-72020	ASSY CAP	1				0.071	0.1562
020	68131-43420	BOLT	2	55411			0.06	0.132
020	69481-43420	BOLT	2	55412	↔		0	0
030	69481-43430	WASHER	4				0	0
040	69481-43410	RUBBER CUSHION	4				0	0
050	02116-60100	NUT	2				0.004	0.0088
055	15272-67590	CLAMP CORD	2				0.004	0.0088
060	68651-42310	BRACKET RADIATOR	1	55064			0.435	0.957
060	69781-42310	BRACKET RADIATOR	1	55065	↔		0	0
070	68651-42320	BRACKET RADIATOR	1	55064			0.73	1.606
070	69781-42320	BRACKET RADIATOR	1	55065	↔		0	0
080	01135-61025	BOLT	4				0.04	0.088
090	68651-42350	SUPPORT RADIATOR	1	55064			0.6	1.32
090	69781-42350	SUPPORT RADIATOR	1	55065	↔		0	0
100	01133-61016	BOLT	2				0.018	0.0396
110	04013-60100	WASHER PLAIN	2				0.004	0.0088
120	68391-42360	GROMMET	2				0.01	0.022
130	68651-42370	PLATE	1	55064			0	0
130	69781-42370	PLATE	1	55065	↔		0	0
140	01202-60616	BOLT	4				0.005	0.011
150	04013-60060	WASHER PLAIN	4				0.001	0.0022
160	68651-42520	GROMMET	1				0.03	0.066
170	68651-42530	GROMMET	1				0.05	0.11
180	68773-42580	GROMMET	1				0.02	0.044
190	68311-42360	GROMMET	1				0.001	0.0022
200	69781-42480	COVER FAN	1				0	0
210	01202-60614	BOLT	2				0.006	0.0132
220	02014-60060	NUT	2				0.002	0.0044
230	04013-60060	WASHER PLAIN	4				0.001	0.0022
240	90038-11180	CLAMP	1				0.02	0.044
250	68493-42870	GROMMET	1				0.001	0.0022

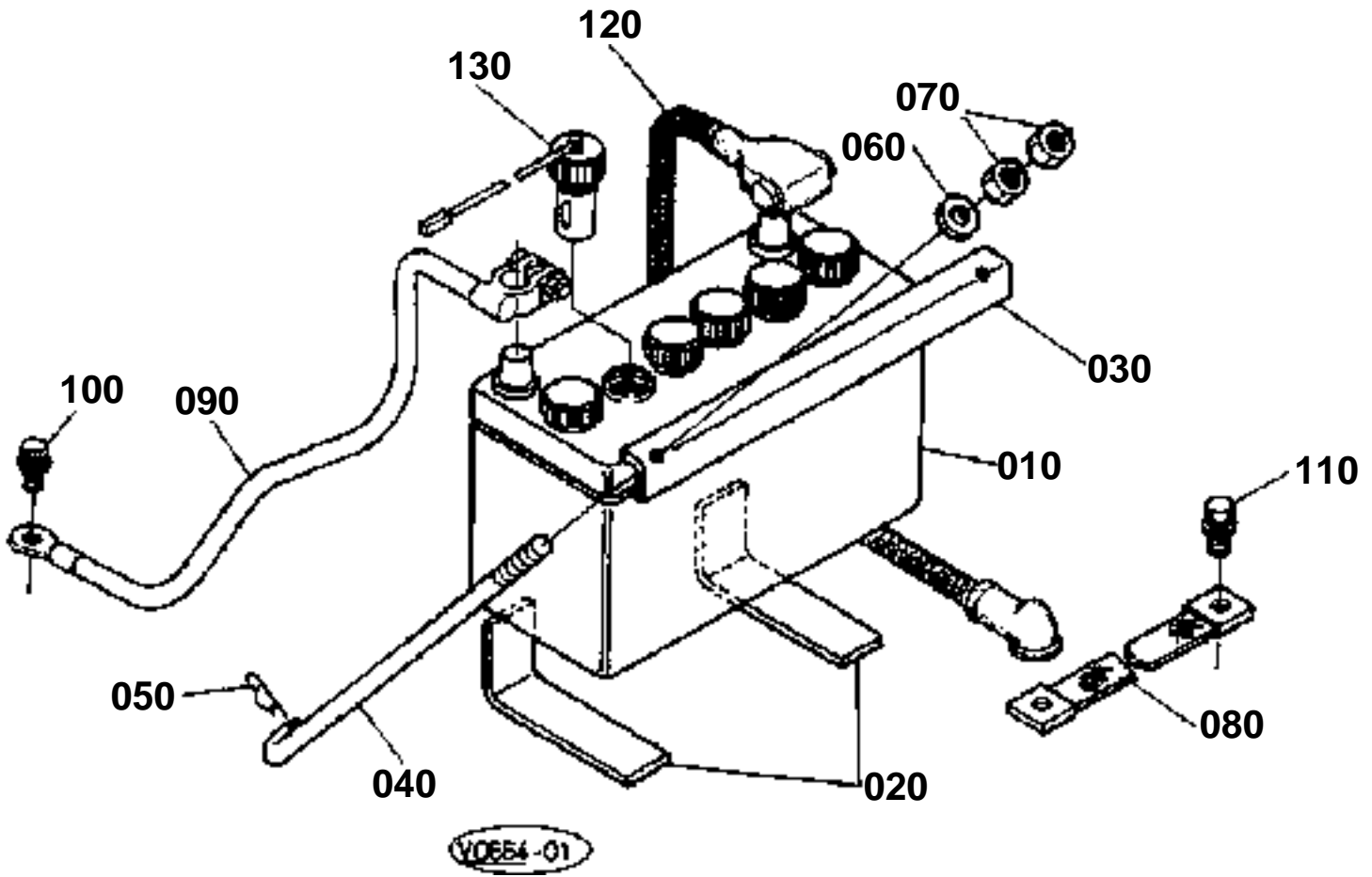
WATER PIPE



**WATER PIPE**

↔ Interchangeable; ≠ not interchangeable; ← new for old; → old for new

REF.No	Part No.	Description	Q'ty	S.No.	I/C	REMARKS	Weight (kgf)	Weight (lb)
010	68761-42340	PIPE WATER	1				0.21	0.462
030	68311-72830	HOSE CLAMP(-)	4		≠		0.03	0.066
030	69741-72830	HOSE CLAMP(-)	4				0	0
040	68773-42350	PIPE WATER RETURN	1				0.09	0.198
050	68111-42342	SPRING PIPE	1				0.05	0.11
060	68651-42380	HOSE DRAIN	1				0.05	0.11
070	68311-72810	HOSE CLAMP(-)	4		≠		0.02	0.044
070	69741-72810	HOSE CLAMP(-)	4				0	0
080	68773-42390	JOINT	1				0	0
090	06312-10030	PLUG	1		↔		0.029	0.0638
100	01135-61025	BOLT	1				0.04	0.088
110	90067-51170	ASSY TANK RESERVE	1				0.48	1.056
120	69441-42350	STAY RESERVE TANK	1				0	0
130	01135-61020	BOLT	2				0.015	0.033

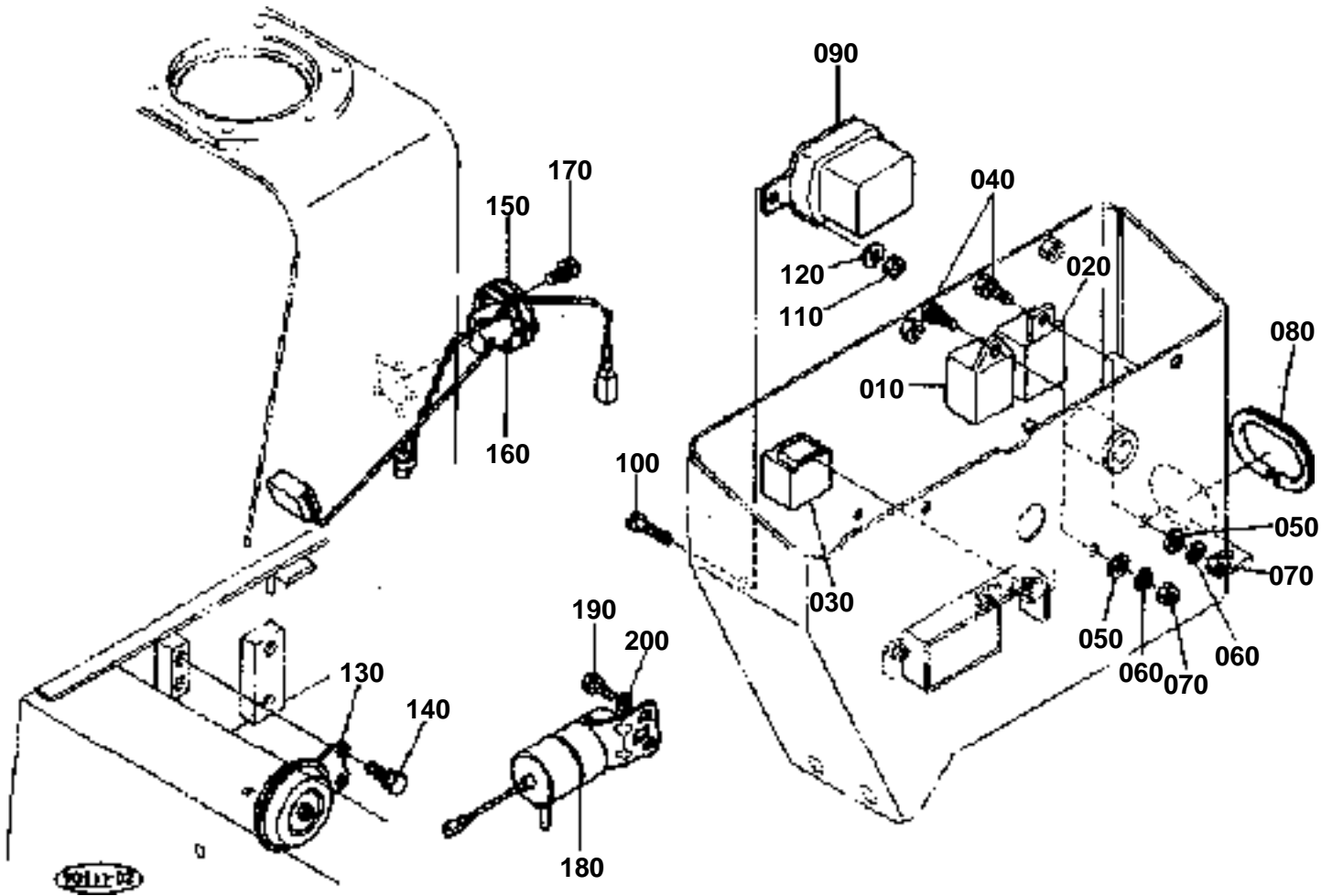


**BATTERY**

↔ Interchangeable; ≠ not interchangeable; ← new for old; → old for new

REF.No	Part No.	Description	Q'ty	S.No.	I/C	REMARKS	Weight (kgf)	Weight (lb)
010	69481-53230	BATTERY	1				0	0
020	68241-53312	CUSHION	2				0.025	0.055
030	68651-53280	RETAINER BATTERY	1	55064			0.43	0.946
030	69781-53280	RETAINER BATTERY	1	55065	↔		0	0
040	68651-53240	BOLT BATTERY	2	55064			0.075	0.165
040	69781-53240	BOLT BATTERY	2	55065	↔		0	0
050	05525-50800	PIN SNAP	2				0.001	0.0022
060	04013-60080	WASHER PLAIN	2				0.002	0.0044
070	02114-60080	NUT	4				0.002	0.0044
080	69741-53250	CORD BODY EARTH	1				0	0
090	69781-53260	CORD EARTH	1				0	0
100	01135-61020	BOLT	1				0.015	0.033
110	01135-61220	BOLT	1				0	0
120	69781-53270	CORD BATTERY	1				0	0
130	38240-33370	SENER BATTERY	1	55079			0.03	0.066

REGULATOR HORN



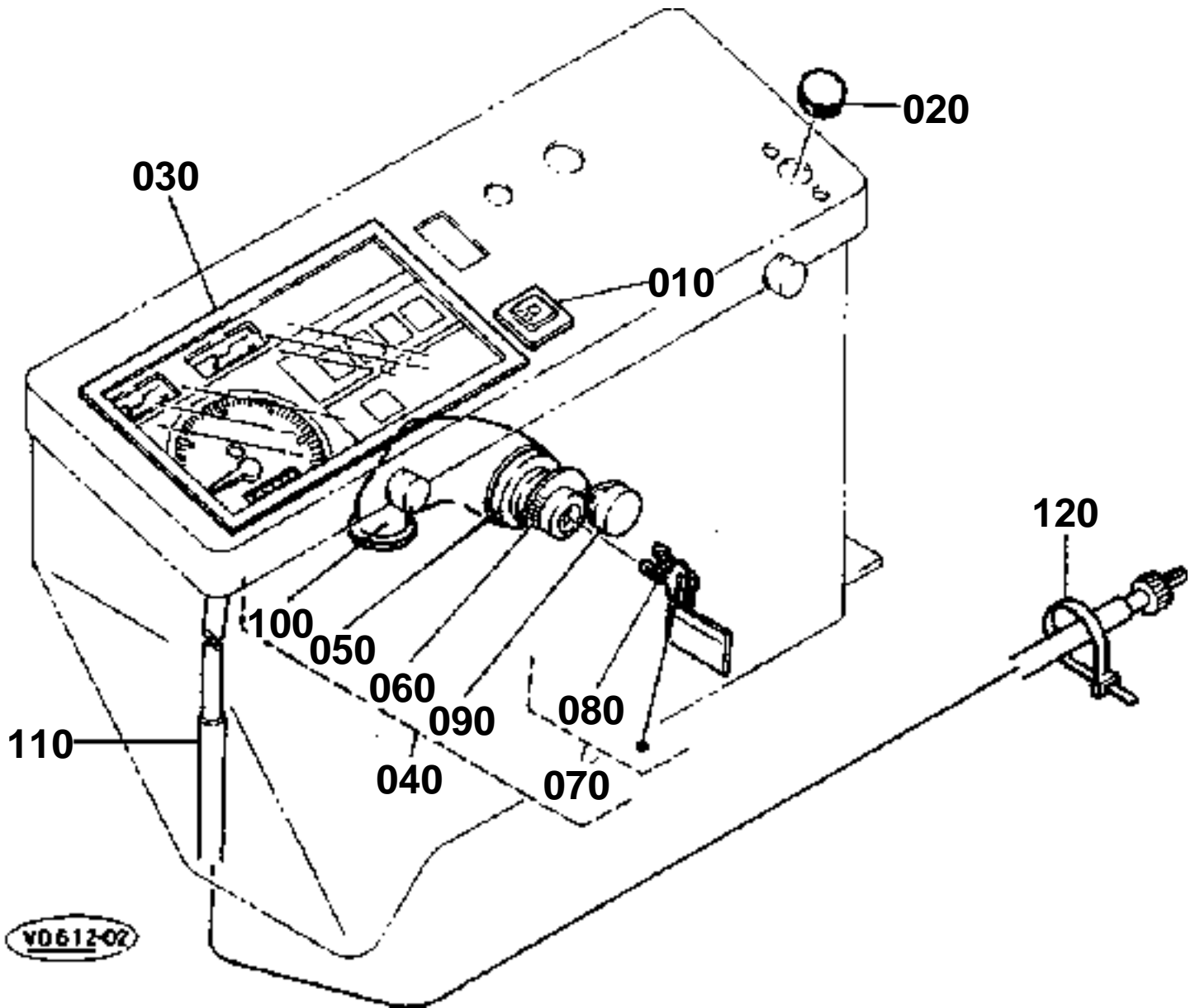


REGULATOR HORN

↔ Interchangeable; ≠ not interchangeable; ← new for old; → old for new

REF.No	Part No.	Description	Q'ty	S.No.	I/C	REMARKS	Weight (kgf)	Weight (lb)
010	15694-65990	TIMER LIGHT	1				0.03	0.066
020	36530-55630	RELAY	1				0.06	0.132
030	37410-55540	TIMER	1				0	0
040	01053-60616	BOLT	2				0.006	0.0132
050	04013-60060	WASHER PLAIN	2				0.001	0.0022
060	04512-60060	WASHER SPRING	2				0.001	0.0022
070	02014-60060	NUT	2				0.002	0.0044
080	68311-41480	TRIM	1		↔		0.015	0.033
090	33251-74010	ASSY REGULATOR	1				0.35	0.77
100	03014-60616	SCREW CR-REC-PAN-HD	2				0.004	0.0088
110	02014-60060	NUT	2				0.002	0.0044
120	04013-60060	WASHER PLAIN	2				0.001	0.0022
130	67156-55120	ASSY HORN	1				0.15	0.33
140	01202-60616	BOLT	2				0.005	0.011
150	68311-53140	FUEL UNIT	1				0.29	0.638
160	36330-75310	GASKET	1				0.005	0.011
170	03024-60512	SCREW WITH WASHER	5				0.002	0.0044
180	15471-60010	SOLENOID STOP	1				0.415	0.913
190	01123-60816	BOLT	2				0.01	0.022
200	04012-50080	WASHER PLAIN	2				0.001	0.0022

SWITCH METER

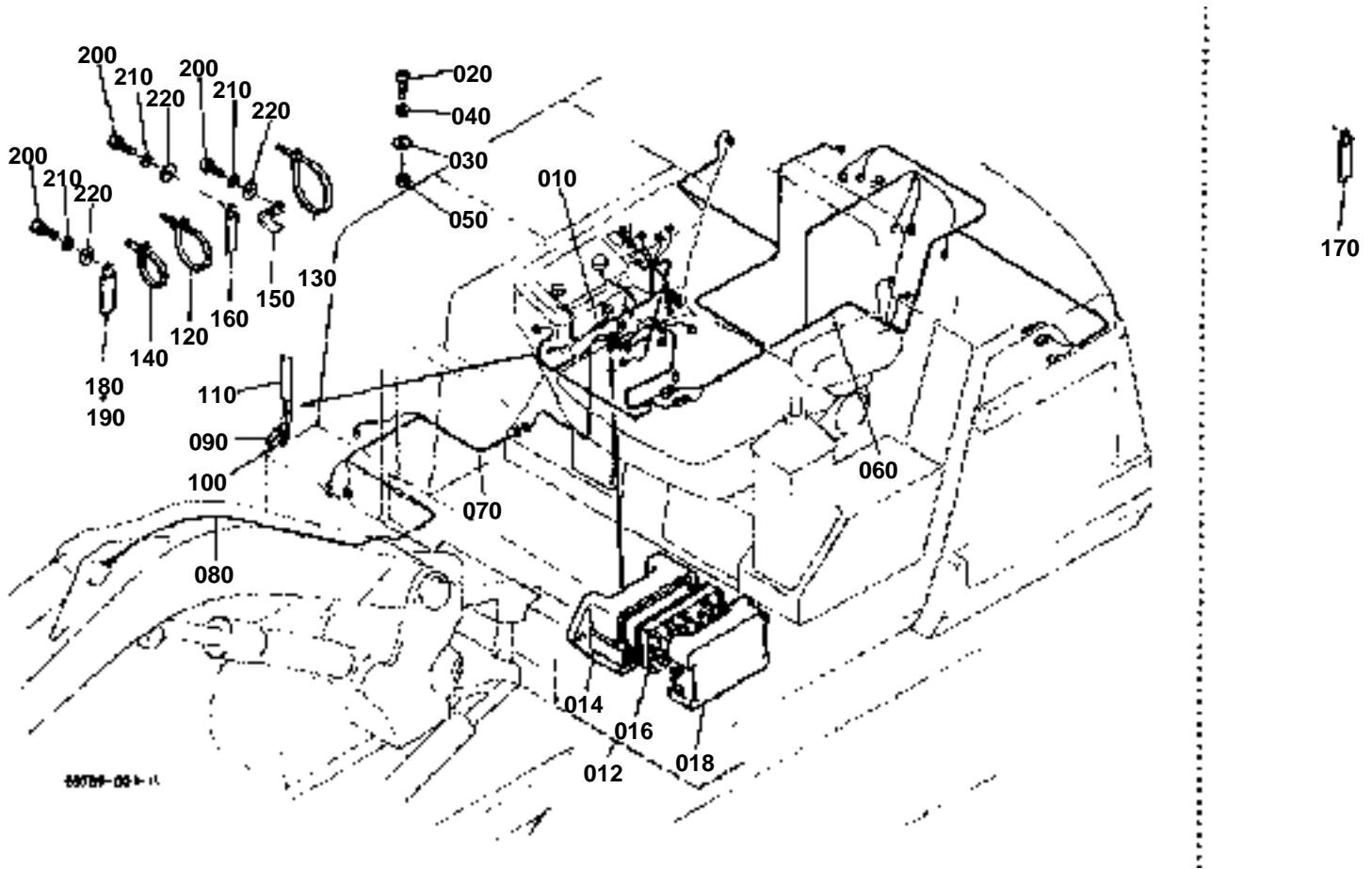




SWITCH METER

↔ Interchangeable; ≠ not interchangeable; ← new for old; → old for new

REF.No	Part No.	Description	Q'ty	S.No.	I/C	REMARKS	Weight (kgf)	Weight (lb)
010	36919-54222	SWITCH WORK LIGHT	1				0.04	0.088
020	68241-53130	GROMMET	1				0.002	0.0044
030	68391-53152	METER	1	55079			0.66	1.452
030	68398-53150	METER	1	55080	≠		0.79	1.738
040	68311-53800	ASSY SWITCH STARTER	1				0	0
050	68051-53210	SWITCH STARTER	1				0	0
060	66706-55150	LABEL STARTER SWITCH	1				0.001	0.0022
070	68385-53630	ASSY KEY SWITCH	1				0	0
080	68551-53640	KEY START	2				0	0
090	54611-41120	CAP STARTER SWITCH	1				0.012	0.0264
100	68551-53210	COVER WATERPROOF	1				0.04	0.088
110	68651-53220	CABLE METER	1				0.6	1.32
120	55311-41260	BAND CORD	2				0.007	0.0154

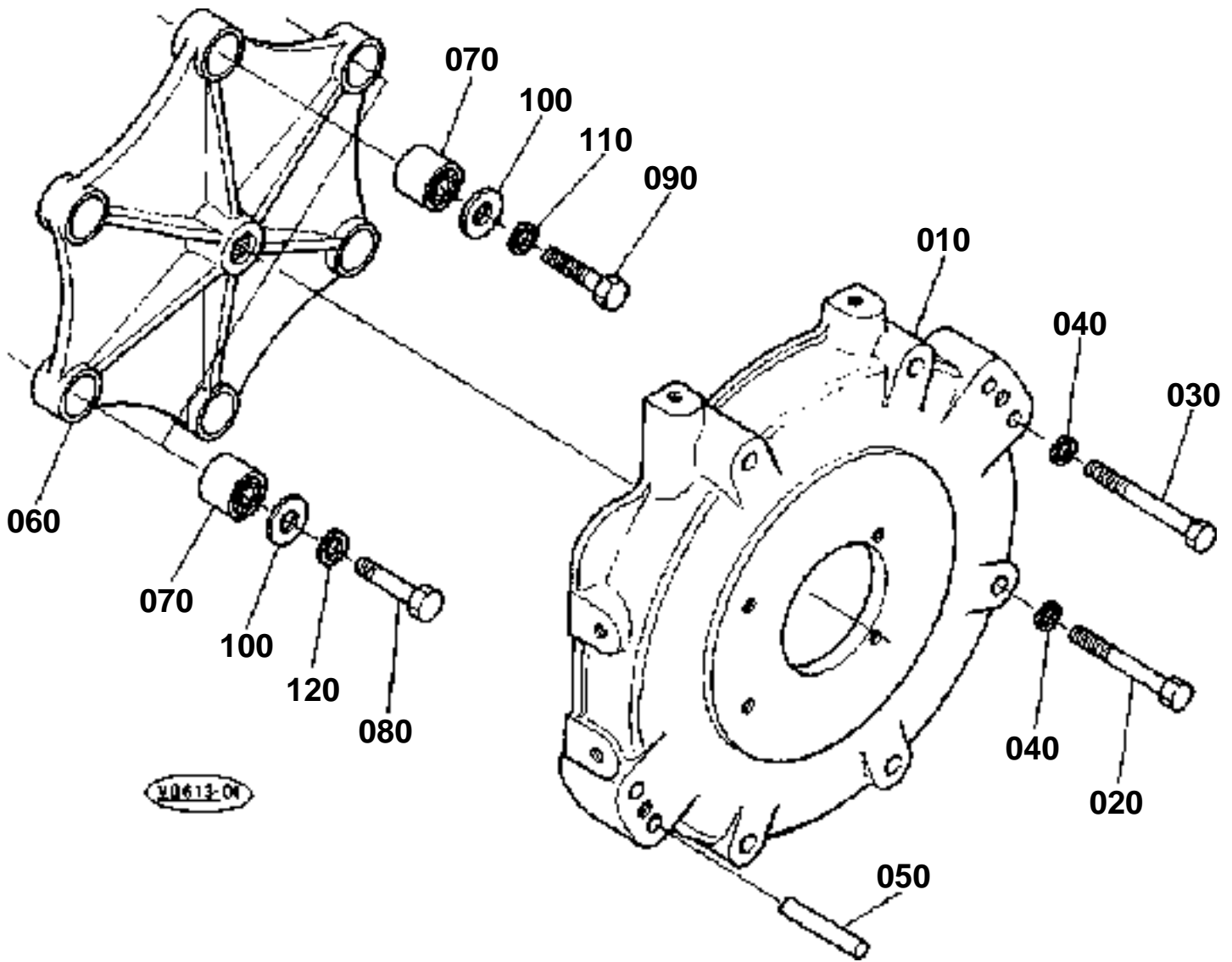


**ELECTRICAL WIRING**

↔ Interchangeable; ≠ not interchangeable; ← new for old; → old for new

REF.No	Part No.	Description	Q'ty	S.No.	I/C	REMARKS	Weight (kgf)	Weight (lb)
010	68651-53312	WIRE HARNESS	1				1	2.2
012	68311-53470	BOX FUSE	1				0.028	0.0616
014	68311-53480	HOLDER	1				0.015	0.033
016	36530-55520	BOX FUSE	1				0.015	0.033
018	68311-53490	COVER	1				0.01	0.022
020	03014-60620	SCREW CR-REC-PAN-HD	2				0.005	0.011
030	04013-60060	WASHER PLAIN	2				0.001	0.0022
040	04512-60060	WASHER SPRING	2				0.001	0.0022
050	02014-60060	NUT	2				0.002	0.0044
060	68671-53320	WIRE HARNESS	1				0.48	1.056
070	68651-53332	WIRE HARNESS	1				0.16	0.352
080	68651-53340	WIRE HARNESS	1				0.02	0.044
090	68271-65900	ASSY TERMINAL	1				0.001	0.0022
100	68741-53400	ASSY TERMINAL	1				0.002	0.0044
110	68271-65940	TUBE VINYL	1				0.001	0.0022
120	55311-41260	BAND CORD	7				0.007	0.0154
130	71585-11190	BAND INLET PIPE	2				0.002	0.0044
140	69431-64380	BAND PIPE	1				0	0
150	36200-77610	ASSY CLAMP CORD	2				0.002	0.0044
160	35340-29380	CLAMP CORD	3				0.01	0.022
170	90038-11180	CLAMP	2	55064			0.02	0.044
180	68011-51160	CLAMP CORD	7				0.008	0.0176
190	34150-29390	CLAMP CORD	1				0.004	0.0088
200	01173-61014	BOLT	13	55064			0.02	0.044
200	01173-61014	BOLT	11	55065			0.02	0.044
210	04512-60100	WASHER SPRING	13	55064			0.002	0.0044
210	04512-60100	WASHER SPRING	11	55065			0.002	0.0044
220	04013-60100	WASHER PLAIN	13	55064			0.004	0.0088
220	04013-60100	WASHER PLAIN	11	55065			0.004	0.0088

PUMP HOUSING

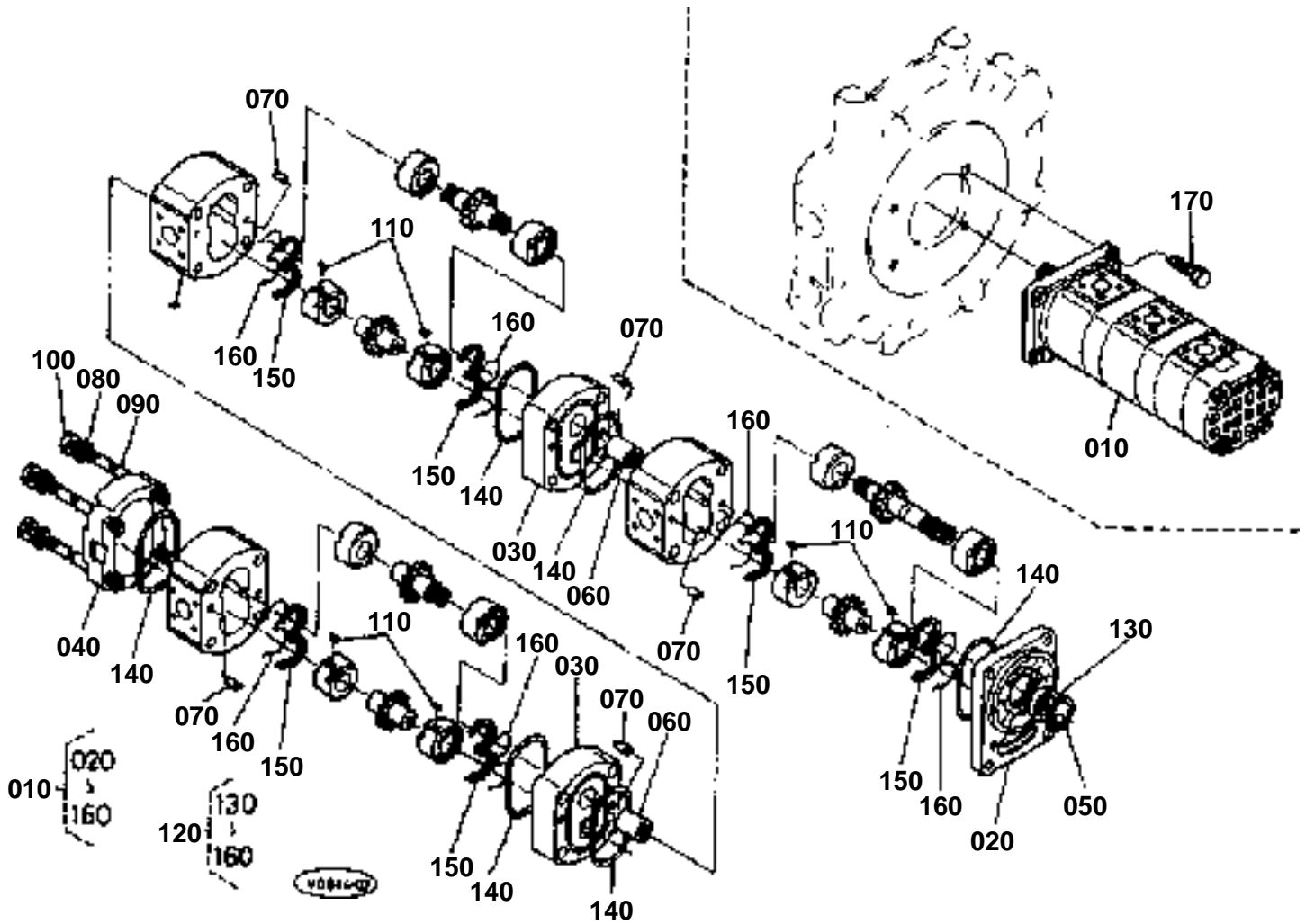




PUMP HOUSING

↔ Interchangeable; ≠ not interchangeable; ← new for old; → old for new

REF.No	Part No.	Description	Q'ty	S.No.	I/C	REMARKS	Weight (kgf)	Weight (lb)
010	68651-42610	HOUSING PUMP	1				7.6	16.72
020	01173-61065	BOLT	5				0.04	0.088
030	01173-61075	BOLT	2				0.045	0.099
040	04512-60100	WASHER SPRING	7				0.002	0.0044
050	05012-01032	PIN STRAIGHT	1				0.028	0.0616
060	68493-42630	FLANGE	1				3.04	6.688
070	70722-32150	COUPLING RUBBER	6				0.031	0.0682
080	68493-42690	BOLT REAMER	2				0.03	0.066
090	68841-42660	BOLT	4				0.03	0.066
100	69741-42650	WASHER	6				0	0
110	04512-60100	WASHER SPRING	4				0.002	0.0044
120	04512-60080	WASHER SPRING	2				0.002	0.0044

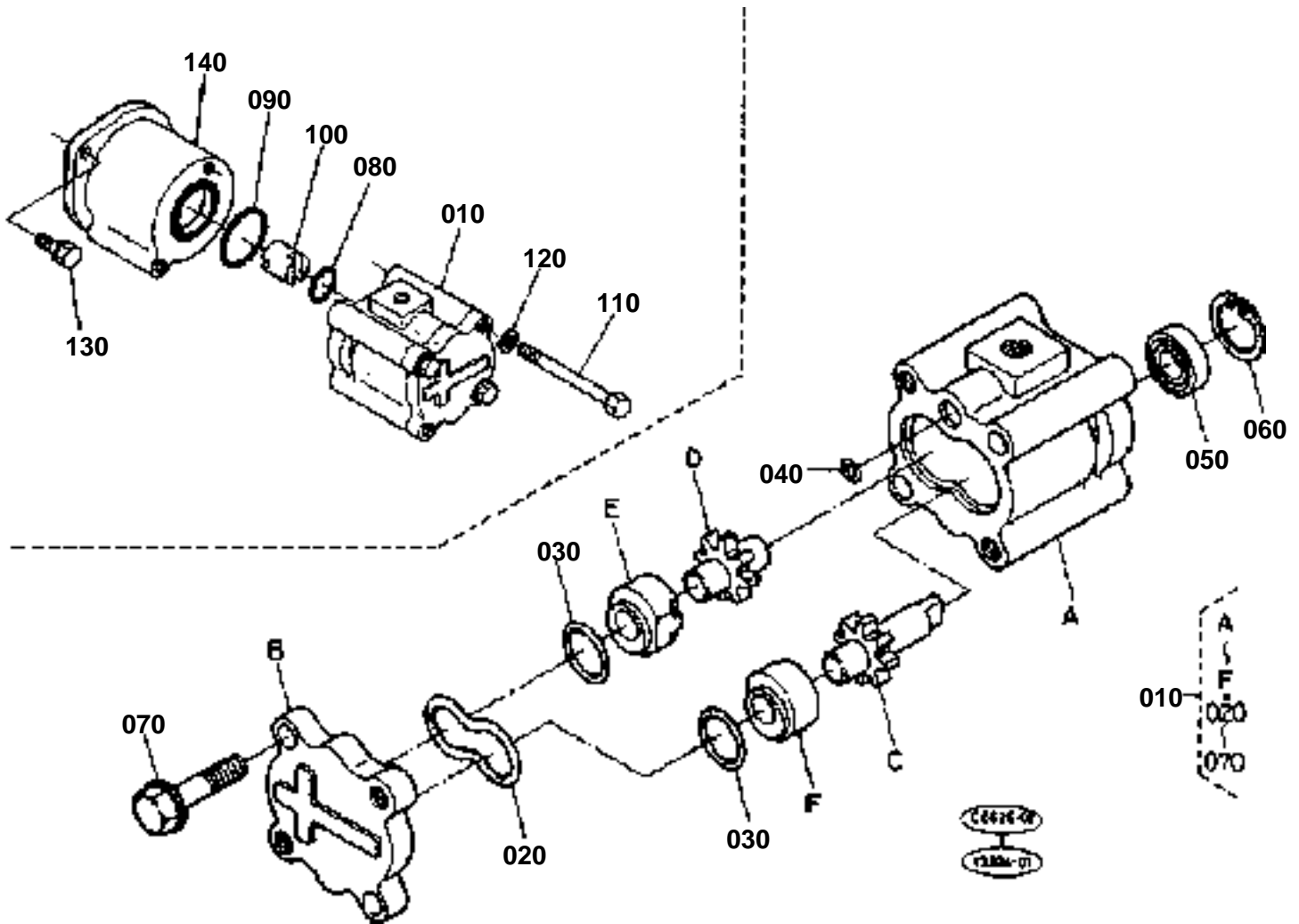




GEAR PUMP & COMPONENT PARTS

↔ Interchangeable; ≠ not interchangeable; ← new for old; → old for new

REF.No	Part No.	Description	Q'ty	S.No.	I/C	REMARKS	Weight (kgf)	Weight (lb)
010	68651-61110	ASSY PUMP GEAR	1				6.6	14.52
020	68741-72210	FLANGE	1				0.457	1.0054
030	68391-73090	FLANGE	2				0.6	1.32
040	68741-72230	COVER	1				0.39	0.858
050	68051-91850	RING SNAP	1				0.001	0.0022
060	68391-73070	COUPLING	2				0.03	0.066
070	68271-91240	PIN	10				0.004	0.0088
080	68741-72250	WASHER	4				0.002	0.0044
090	68651-73060	BOLT	4				0.11	0.242
100	68051-92090	NUT	4				0.01	0.022
110	68051-91890	KEY	6				0.001	0.0022
120	68391-73370	KIT SEAL	1				0.025	0.055
130	36330-82320	SEAL OIL	1				0.01	0.022
140	68051-91910	O RING	6				0.001	0.0022
150	35430-12870	ELEMENT SEAL	6				0.003	0.0066
160	68051-91880	ELEMENT BACK UP	6				0.001	0.0022
170	01123-60825	BOLT	4				0.012	0.0264

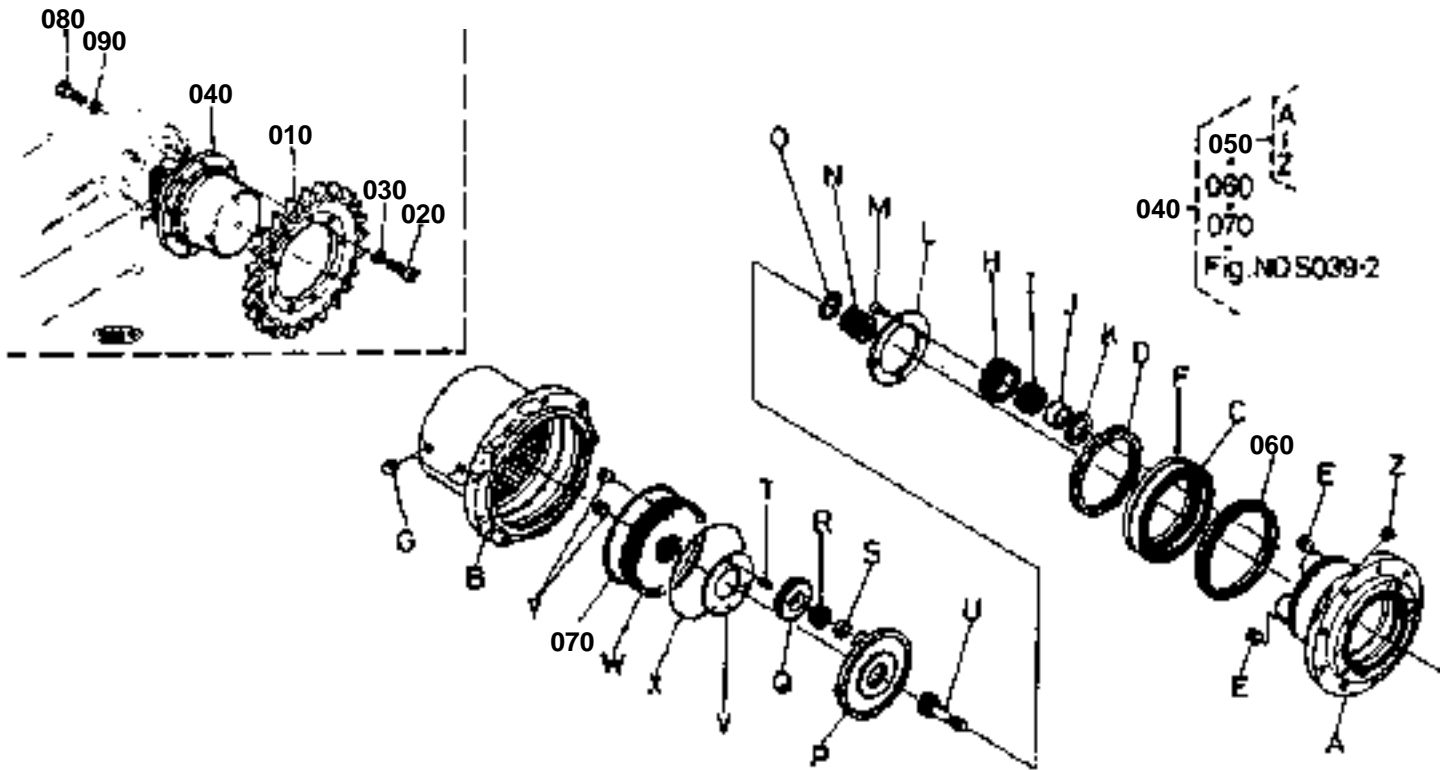




HYDRAULIC PUMP & COMPONENT PARTS

↔ Interchangeable; ≠ not interchangeable; ← new for old; → old for new

REF.No	Part No.	Description	Q'ty	S.No.	I/C	REMARKS	Weight (kgf)	Weight (lb)
010	59140-26200	ASSY PUMP HYDRAULIC	1				0.86	1.892
020	04810-50500	O RING	1				0.005	0.011
030	04810-00220	O RING	2				0.001	0.0022
040	04810-00050	O RING	1				0.001	0.0022
050	31381-76190	SEAL OIL	1				0.007	0.0154
060	04611-00280	CIR CLIP INTERNAL	1				0.002	0.0044
070	01754-51030	BOLT FLANGE	2				0.03	0.066
080	04811-10380	O RING	1				0.001	0.0022
090	04811-10850	O RING	1				0.002	0.0044
100	68468-82172	JOINT	1				0.04	0.088
110	01153-50875	BOLT	2				0.028	0.0616
120	04512-60080	WASHER SPRING	2				0.002	0.0044
130	01123-60820	BOLT	2				0.015	0.033
140	69261-42620	HOLDER PUMP	1				0.8	1.76



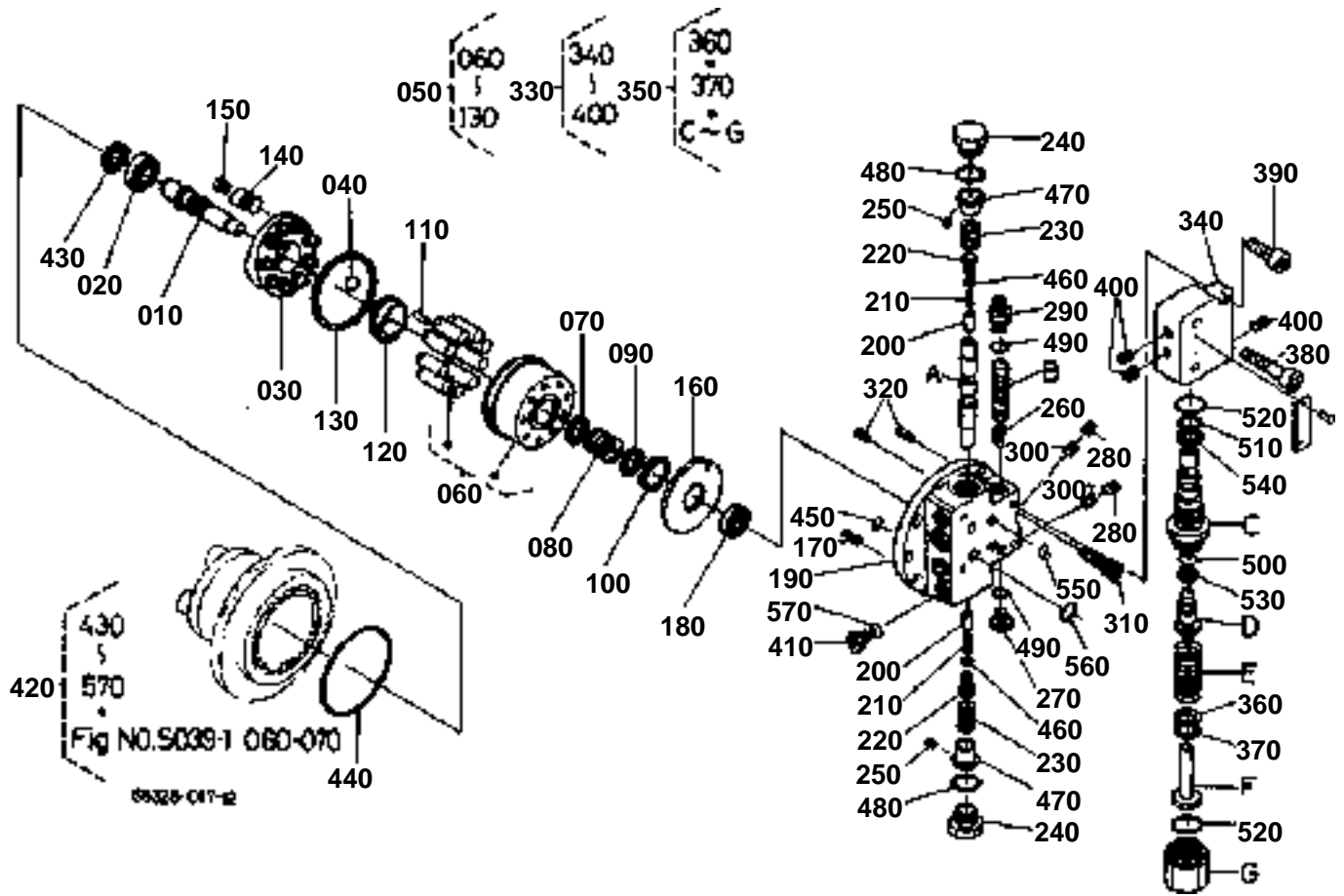
48554-004-12



DRIVE MOTOR & COMPONENT PARTS 1

↔ Interchangeable; ≠ not interchangeable; ← new for old; → old for new

REF.No	Part No.	Description	Q'ty	S.No.	I/C	REMARKS	Weight (kgf)	Weight (lb)
010	68658-14430	SPROCKET DRIVE	2				12	26.4
020	68311-11170	BOLT HEX-SOC-HD	18	55527			0.05	0.11
020	69741-11170	BOLT HEX-SOC-HD	18	55528	↔		0	0
030	04512-60120	WASHER SPRING	18				0.005	0.011
040	68651-61290	ASSY MOTOR WHEEL	2				0	0
050	68651-13300	ASSY CASE GEAR	2				29.2	64.24
060	68311-13320	SEAL	2				0	0
070	68311-13590	O RING	2				0.01	0.022
080	01156-61235	BOLT	18				0.038	0.0836
090	04512-60120	WASHER SPRING	18				0.005	0.011



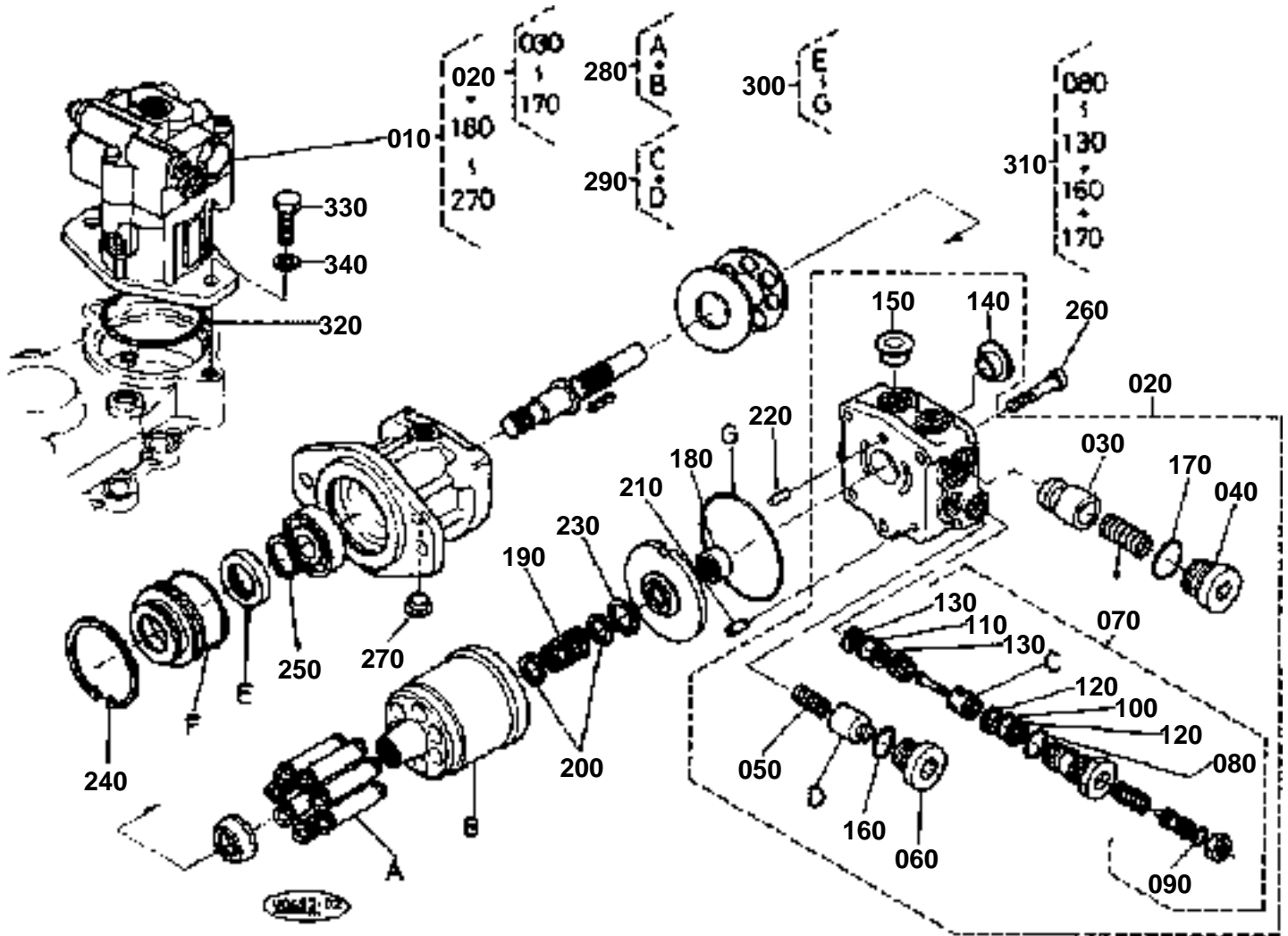


DRIVE MOTOR & COMPONENT PARTS 2

↔ Interchangeable; ≠ not interchangeable; ← new for old; → old for new

REF.No	Part No.	Description	Q'ty	S.No.	I/C	REMARKS	Weight (kgf)	Weight (lb)
010	68651-70610	SHAFT	2				0.35	0.77
020	68651-70620	BEARING BALL	2				0.1	0.22
030	68651-70640	SWASHPLATE	2				0.6	1.32
040	68651-70650	BALL	4				0.02	0.044
050	68311-70800	ASSY CYLINDER	2				1.8	3.96
060	68311-70600	ASSY CYLINDER PISTON	2				0	0
070	68651-70780	COLLAR	2				0.01	0.022
080	68651-70680	SPRING	2				0.04	0.088
090	68651-70670	WASHER	2				0.011	0.0242
100	68651-70790	CIR-CLIP	2				0.003	0.0066
110	68651-70710	PIN	6				0.001	0.0022
120	68651-70720	HOLDER RETAINER	2				0.036	0.0792
130	68651-70730	PLATE RETAINER	2				0.1	0.22
140	68651-70810	ASSY PISTON	4				0.035	0.077
150	68651-70820	SPRING	4				0.001	0.0022
160	68651-70750	PLATE VALVE	2				0.19	0.418
170	68499-72560	PIN	2				0.001	0.0022
180	68651-70760	BEARING BALL	2				0.07	0.154
190	68311-72600	ASSY PLATE	2				5.2	11.44
200	68499-72730	VALVE	4				0.006	0.0132
210	68499-72740	SPRING	4				0.001	0.0022
220	68499-72750	PLUG	4				0.016	0.0352
230	68651-72270	SPRING	4				0.02	0.044
240	68651-72280	CAP	4				0.15	0.33
250	68651-72420	ORIFICE	4				0.001	0.0022
260	68651-72440	SPRING	2				0.005	0.011
270	68651-72450	PLUG	2				0.03	0.066
280	68651-13630	PLUG	8				0.003	0.0066
290	68651-72480	PLUG	2				0.1	0.22
300	68311-72410	ORIFICE	8				0.005	0.011
310	68651-72330	BOLT HEX-SOC-HD	12				0.025	0.055
320	68651-72320	PIN	4				0.01	0.022
330	68651-72530	ASSY BLOCK RELIEF	2				2.2	4.84
340	68651-72540	BODY VALVE	2				0	0
350	68651-72550	ASSY VALVE	2				0	0
360	68651-72640	SHIM A	6				0	0
370	68651-72650	SHIM B	6				0	0
380	68651-72580	BOLT HEX-SOC-HD	4				0.025	0.055
390	68651-72590	BOLT HEX-SOC-HD	4				0.015	0.033
400	68311-13380	PLUG	6				0.003	0.0066
410	68651-72380	PLUG	4				0.018	0.0396
420	68651-72900	KIT SEAL	2				0.54	1.188
430	68651-70630	SEAL OIL	2				0.025	0.055
440	68651-70770	O RING	2				0.004	0.0088
450	68651-72490	O RING	4				0	0
460	68651-72250	O RING	4				0.003	0.0066
470	68493-71540	SEAT SPRING	4				0.001	0.0022
480	68651-72290	O RING	4				0.003	0.0066
490	68841-70710	O RING	4				0.002	0.0044
500	68651-72660	O RING	2				0	0
510	68651-72670	O RING	2				0	0
520	68651-72680	O RING	4				0.005	0.011
530	68651-72690	RING BACK UP	2				0.002	0.0044
540	68493-71590	RING BACK UP	2				0.001	0.0022
550	68651-72490	O RING	6				0	0
560	68651-72570	O RING	4				0.003	0.0066
570	68311-72390	O RING	4				0.001	0.0022

SWIVEL MOTOR & COMPONENT PARTS

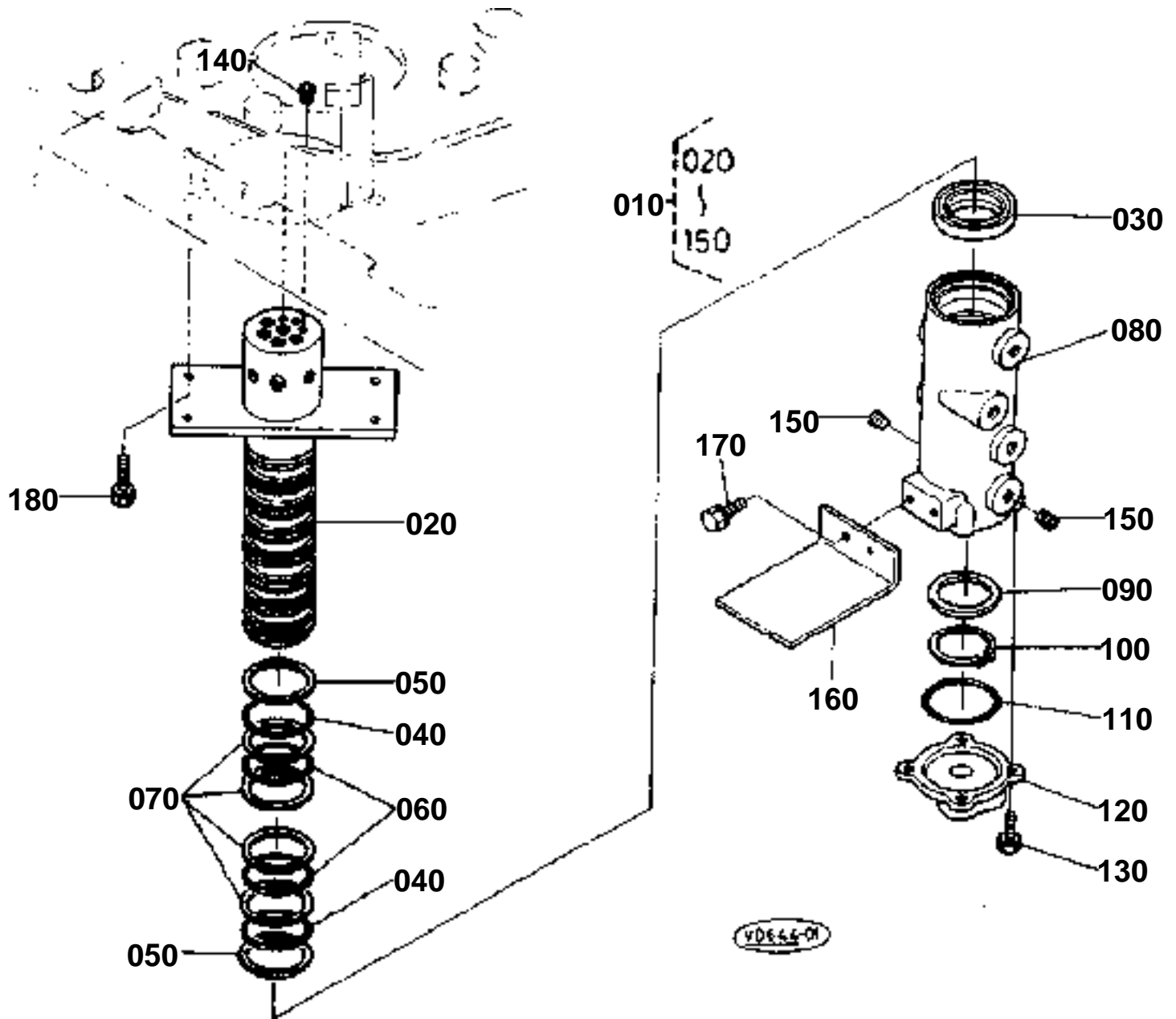




SWIVEL MOTOR & COMPONENT PARTS

↔ Interchangeable; ≠ not interchangeable; ← new for old; → old for new

REF.No	Part No.	Description	Q'ty	S.No.	I/C	REMARKS	Weight (kgf)	Weight (lb)
010	68651-61280	MOTOR SWING	1				10.4	22.88
020	68651-69380	ASSY VALVE	1				4.2	9.24
030	68499-72430	VALVE CHECK	2				0.01	0.022
040	68651-72450	PLUG	2				0.03	0.066
050	68493-71630	SPRING	2				0.005	0.011
060	68493-71610	PLUG	2				0.045	0.099
070	68651-69390	ASSY VALVE RELIEF	2				0.15	0.33
080	04810-00180	RING	2				0.001	0.0022
090	04810-00100	O RING	2				0.001	0.0022
100	04811-00140	RING	2				0.001	0.0022
110	04810-00120	RING	2				0.001	0.0022
120	68493-71580	RING BACK UP	4				0.001	0.0022
130	68493-71590	RING BACK UP	4				0.001	0.0022
140	68499-72290	PLUG	1				0.005	0.011
150	68518-71160	PLUG	2				0.005	0.011
160	04810-00180	RING	2				0.001	0.0022
170	04810-00140	RING	2				0.001	0.0022
180	68493-71430	BEARING NEEDLE	1				0.02	0.044
190	68518-71110	SPRING	1				0.021	0.0462
200	68311-70670	WASHER	2				0.006	0.0132
210	68518-71440	PIN	2				0.005	0.011
220	68493-71910	PIN STRAIGHT	1				0.005	0.011
230	68493-71470	RING SNAP	1				0.002	0.0044
240	68391-69280	CIR-CLIP	1				0.024	0.0528
250	68391-69290	CIR-CLIP	1				0.002	0.0044
260	68518-71290	BOLT SOCKET BOLT	3				0.04	0.088
270	68518-71270	PLUG	1				0.005	0.011
280	68391-69340	KIT SEAL BLOCK	1			OPTION	1.2	2.64
290	68391-69350	KIT VALVE BODY	1			OPTION	4	8.8
300	68391-69360	KIT SEAL MOTOR	1			OPTION	0.02	0.044
310	68391-69370	KIT SEAL VALVE	1			OPTION	0.005	0.011
320	04811-11000	O RING	1				0.002	0.0044
330	01173-61435	BOLT	2				0.054	0.1188
340	04512-60140	WASHER SPRING	2				0.006	0.0132

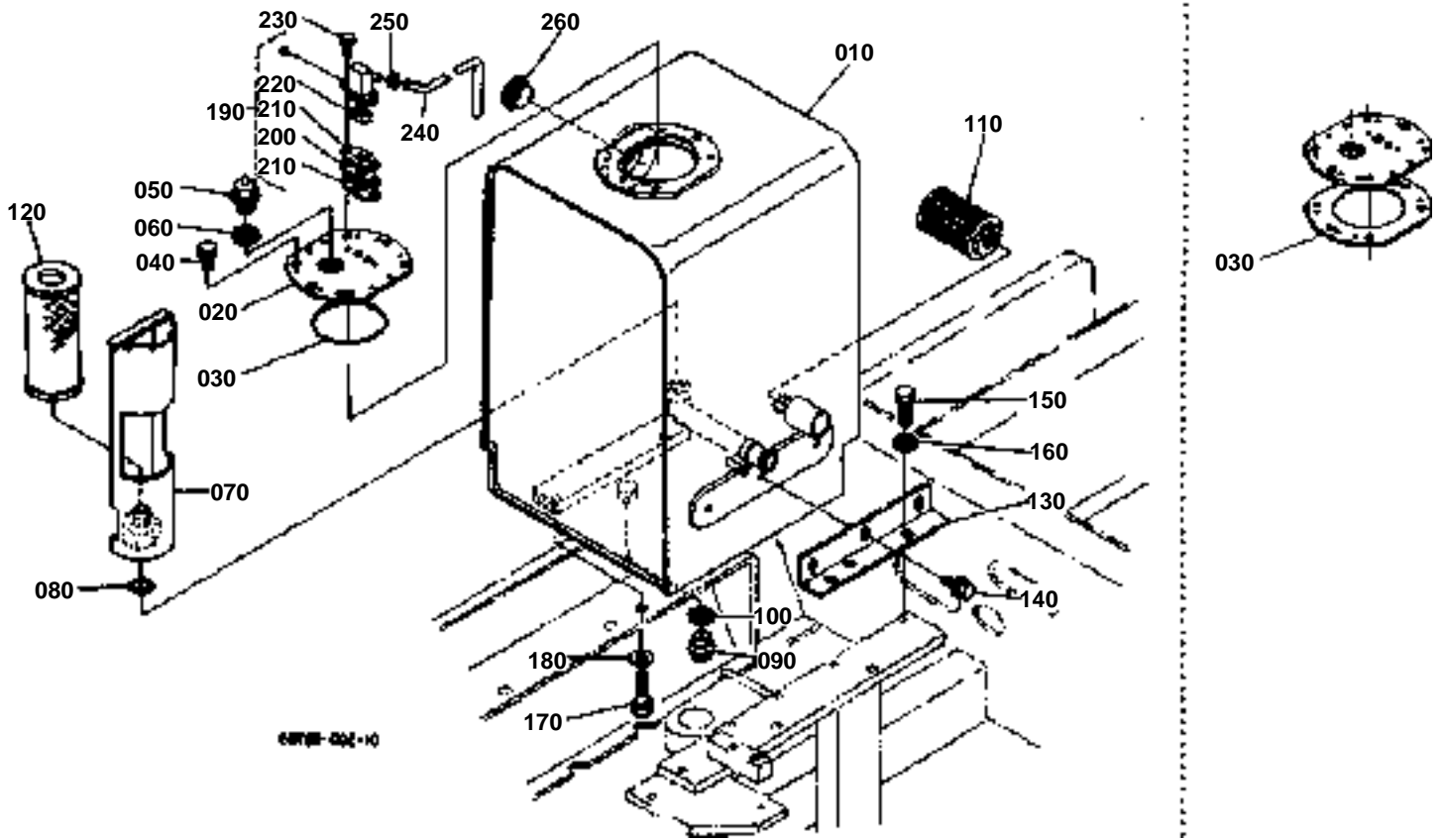


**ROTARY JOINT**

↔ Interchangeable; ≠ not interchangeable; ← new for old; → old for new

REF.No	Part No.	Description	Q'ty	S.No.	I/C	REMARKS	Weight (kgf)	Weight (lb)
010	68311-62300	ASSY JOINT SWIVEL	1	55064			10.5	23.1
010	68311-62302	ASSY JOINT SWIVEL	1	55065	←		10	22
020	68311-62320	SHAFT SWIVEL JOINT	1				5.68	12.496
030	68311-62410	GASKET U	1				0.01	0.022
040	04810-00500	O RING	2				0.003	0.0066
050	68171-62370	RING BACK UP	2				0	0
060	68741-62380	D RING	6				0.003	0.0066
070	68741-62390	RING BACK UP	12				0.003	0.0066
080	68311-62310	BODY SWIVEL JOINT	1	55064			7.1	15.62
080	68311-62312	BODY SWIVEL JOINT	1	55065	≠		3.66	8.052
090	68741-62350	COLLAR	1				0.032	0.0704
100	04612-00450	CIR CLIP EXTERNAL	1				0.007	0.0154
110	04811-10650	O RING	1	55064			0.001	0.0022
110	04811-10670	O RING	1	55065	≠		0.001	0.0022
120	68741-62330	COVER	1	55064			0.44	0.968
120	68741-62333	COVER	1	55065	≠		0.45	0.99
130	01123-60816	BOLT	4				0.01	0.022
140	68311-13350	PLUG	6				0.01	0.022
150	68311-13380	PLUG	3				0.003	0.0066
160	69741-62350	STOPPER	1				0	0
170	01123-60820	BOLT	2				0.015	0.033
180	01133-61030	BOLT	4				0.023	0.0506

OIL TANK

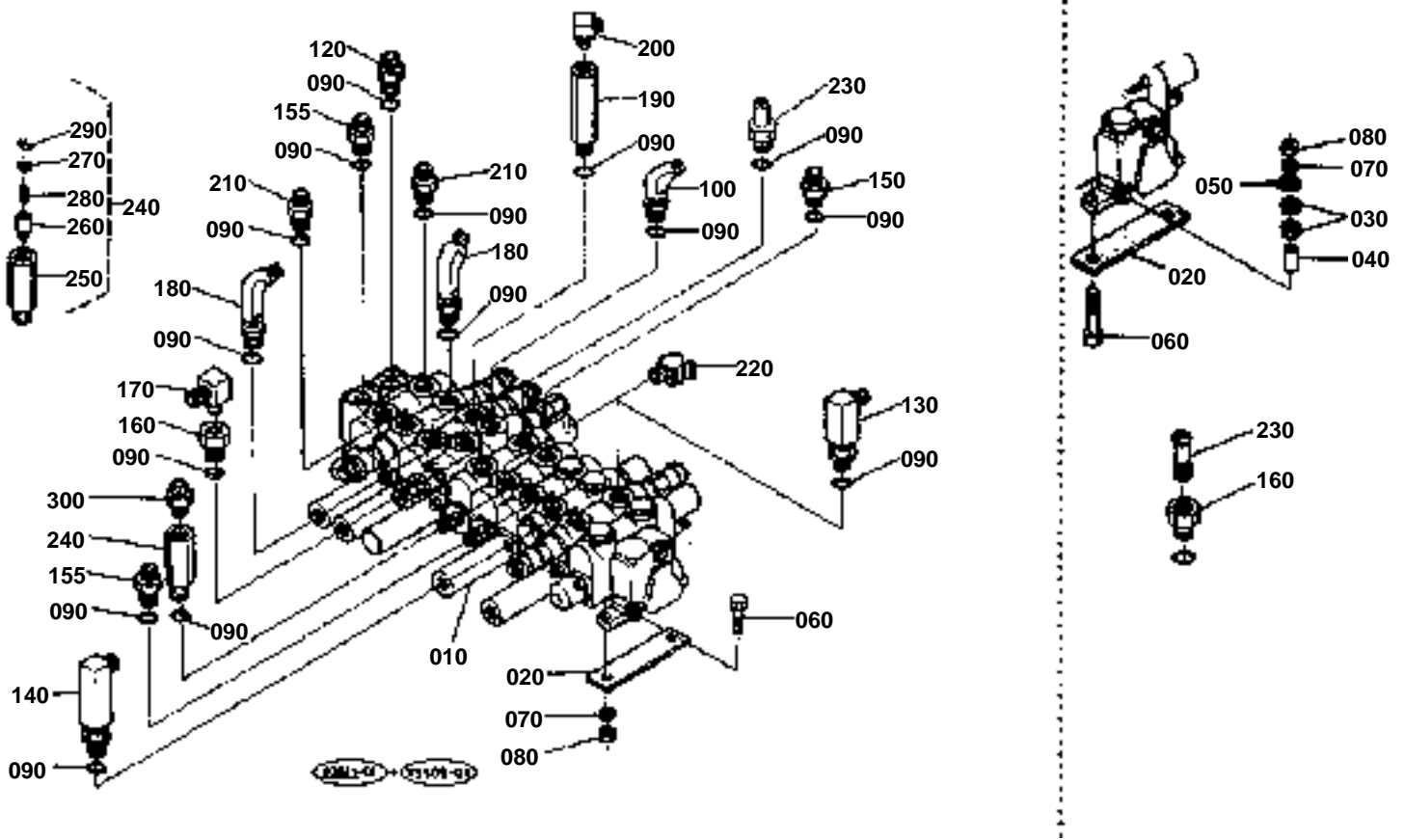


**OIL TANK**

↔ Interchangeable; ≠ not interchangeable; ← new for old; → old for new

REF.No	Part No.	Description	Q'ty	S.No.	I/C	REMARKS	Weight (kgf)	Weight (lb)
010	69781-62110	TANK OIL	1	55260			0	0
010	69781-62115	TANK OIL	1	55261	≠		0	0
020	69761-62150	COVER	1				0	0
030	04811-51400	O RING	1		←		0.005	0.011
040	01133-61016	BOLT	6				0.018	0.0396
050	06311-55100	PLUG	1	55315			0.3	0.66
050	68311-62210	PLUG	1	55316	←		0.22	0.484
060	04717-03400	WASHER WITH RUBBER	1				0.018	0.0396
070	69781-62160	SUPPORT	1				0	0
080	04811-00320	O RING	1				0.002	0.0044
090	06311-55040	PLUG	1				0.093	0.2046
100	04717-02150	WASHER WITH RUBBER	1				0.004	0.0088
110	68741-62210	STRAINER SUCTION	1	55260			0.23	0.506
110	69284-62210	FILTER SUCTION	1	55261	≠		0.6	1.32
120	68651-62120	FILTER RETURN	1				0.61	1.342
130	69741-62120	BRACKET	1				0	0
140	01135-61020	BOLT	3				0.015	0.033
150	01133-61225	BOLT	2				0.037	0.0814
160	04015-60120	WASHER PLAIN	2				0.022	0.0484
170	01133-61230	BOLT	2				0.04	0.088
180	04015-60120	WASHER PLAIN	2				0.022	0.0484
190	68741-62170	ASSY BREATHER	1				0.128	0.2816
200	15241-05140	PLATE B/THER ELEMENT	1				0.009	0.0198
210	15296-05430	GASKET COVER NA	2				0.002	0.0044
220	15241-05670	ELEMENT BREATHER	1				0.008	0.0176
230	01053-60620	BOLT	2				0.007	0.0154
240	68351-62150	PIPE(BREATHER)	1	55064			0.035	0.077
240	68651-62190	PIPE(BREATHER)	1	55065	←		0.05	0.11
250	10244-42320	CLIP PIPE	1				0.001	0.0022
260	68311-62130	GAUGE OIL	1				0.05	0.11

CONTROL VALVE (1)



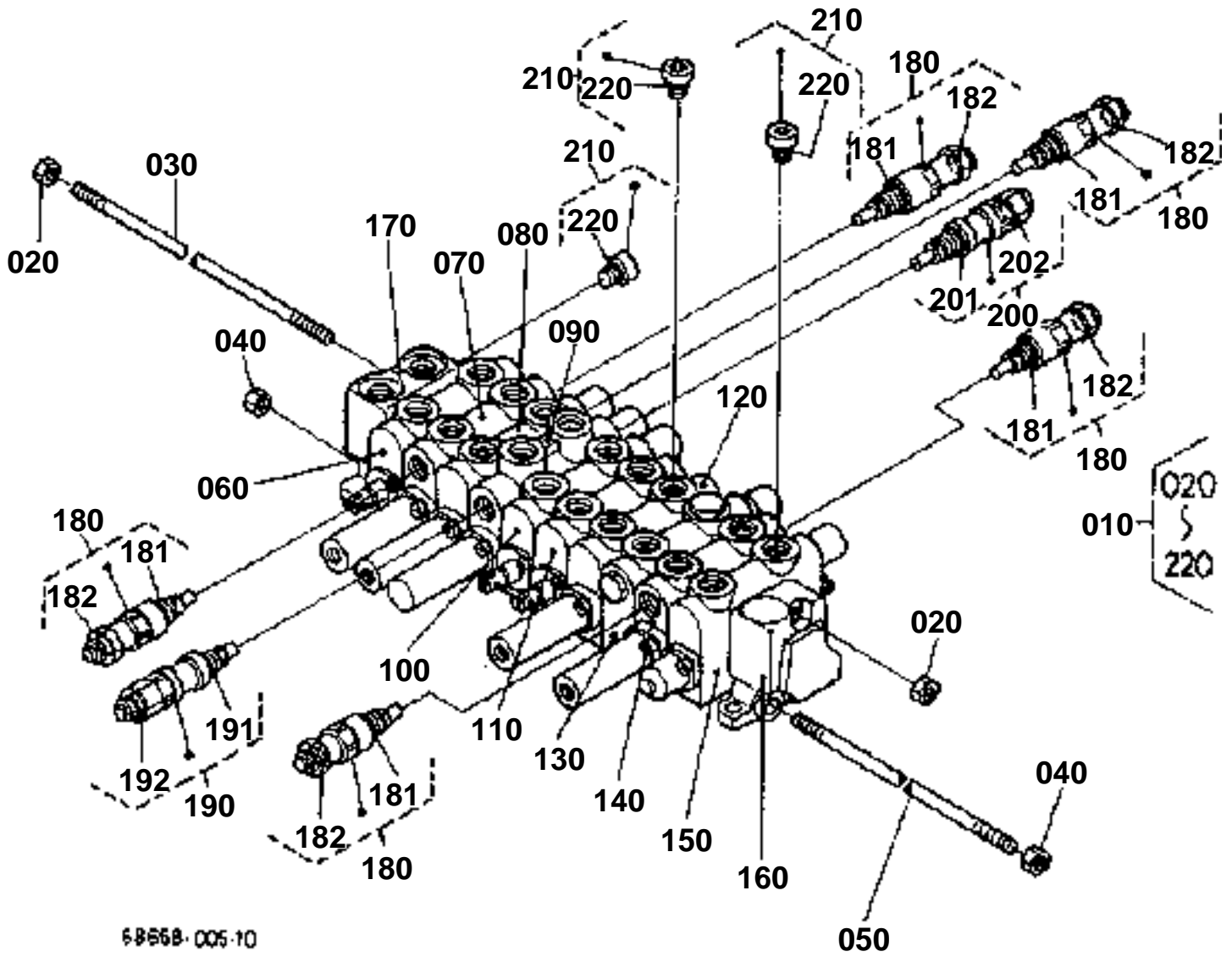


CONTROL VALVE (1)

↔ Interchangeable; ≠ not interchangeable; ← new for old; → old for new

REF.No	Part No.	Description	Q'ty	S.No.	I/C	REMARKS	Weight (kgf)	Weight (lb)
010	68651-96134	ASSY VALVE CONTROL	1		←		30.7	67.54
020	68311-61540	CUSHION	2	55050			0.208	0.4576
020	69711-61170	PLATE	2	55051	↔		0	0
030	68311-61550	CUSHION	3	55050			0.003	0.0066
040	68311-61560	COLLAR	3	55050			0.01	0.022
050	69741-61570	WASHER	5	55050			0	0
060	01155-60835	BOLT	3	55050			0.015	0.033
060	01173-61035	BOLT	3	55051	≠		0.023	0.0506
070	04512-60080	WASHER SPRING	3	55050			0.002	0.0044
070	04512-60100	WASHER SPRING	3	55051	≠		0.002	0.0044
080	02552-50080	NUT	2	55050			0.005	0.011
080	02118-60100	NUT	2	55051	≠		0.006	0.0132
090	04810-00180	O RING	18				0.001	0.0022
100	68311-61850	JOINT PIPE(LF/-F/)	1	55064			0.1	0.22
100	69741-61850	JOINT PIPE(LF/-F/)	1	55065	↔		0	0
120	68773-68320	BODY	1				0	0
130	68311-61810	JOINT PIPE(LF/-F/)	1	55064			0.29	0.638
130	69741-61810	JOINT PIPE(LF/-F/)	1	55065	↔		0	0
140	68311-61820	JOINT PIPE(LF/-F/)	1	55064			0.32	0.704
140	69741-61820	JOINT PIPE(LF/-F/)	1	55065	↔		0	0
150	69441-68390	BODY	2				0	0
155	68131-61740	ADAPTER	2				0.09	0.198
160	68241-63770	ADAPTER	2	55024			0.08	0.176
160	68241-63770	ADAPTER	1	55025			0.08	0.176
170	68331-63230	ELBOW ADAPTER	1				0	0
180	68311-61860	JOINT PIPE(LF/-F/)	2	55064			0.27	0.594
180	69741-61860	JOINT PIPE(LF/-F/)	2	55065	↔		0	0
190	68311-61680	JOINT PIPE(SF/-T/)	2	55064			0.375	0.825
190	69741-61680	JOINT PIPE(SF/-T/)	2	55065	↔		0	0
200	68021-62440	ELBOW	2				0	0
210	69441-68390	BODY	3				0	0
220	68171-76440	ADAPTER	1				0.03	0.066
230	68311-61890	JOINT PIPE(ST/-)	1	55024			0.02	0.044
230	68161-63610	ADAPTER	1	55025	≠		0.09	0.198
240	68761-64250	VALVE CHECK	1				0.24	0.528
250	68761-64260	VALVE CHECK	1				0.2	0.44
260	68171-76110	POPPET	1				0.015	0.033
270	68011-62750	STOPPER SPRING	1				0.003	0.0066
280	68011-62740	SPRING	1				0.001	0.0022
290	68011-62720	LINK LOCK	1				0.001	0.0022
300	68741-68410	BODY	1	55064			0	0
300	69441-68410	BODY	1	55065	↔		0	0

CONTROL VALVE (1) (COMPONENT PARTS)



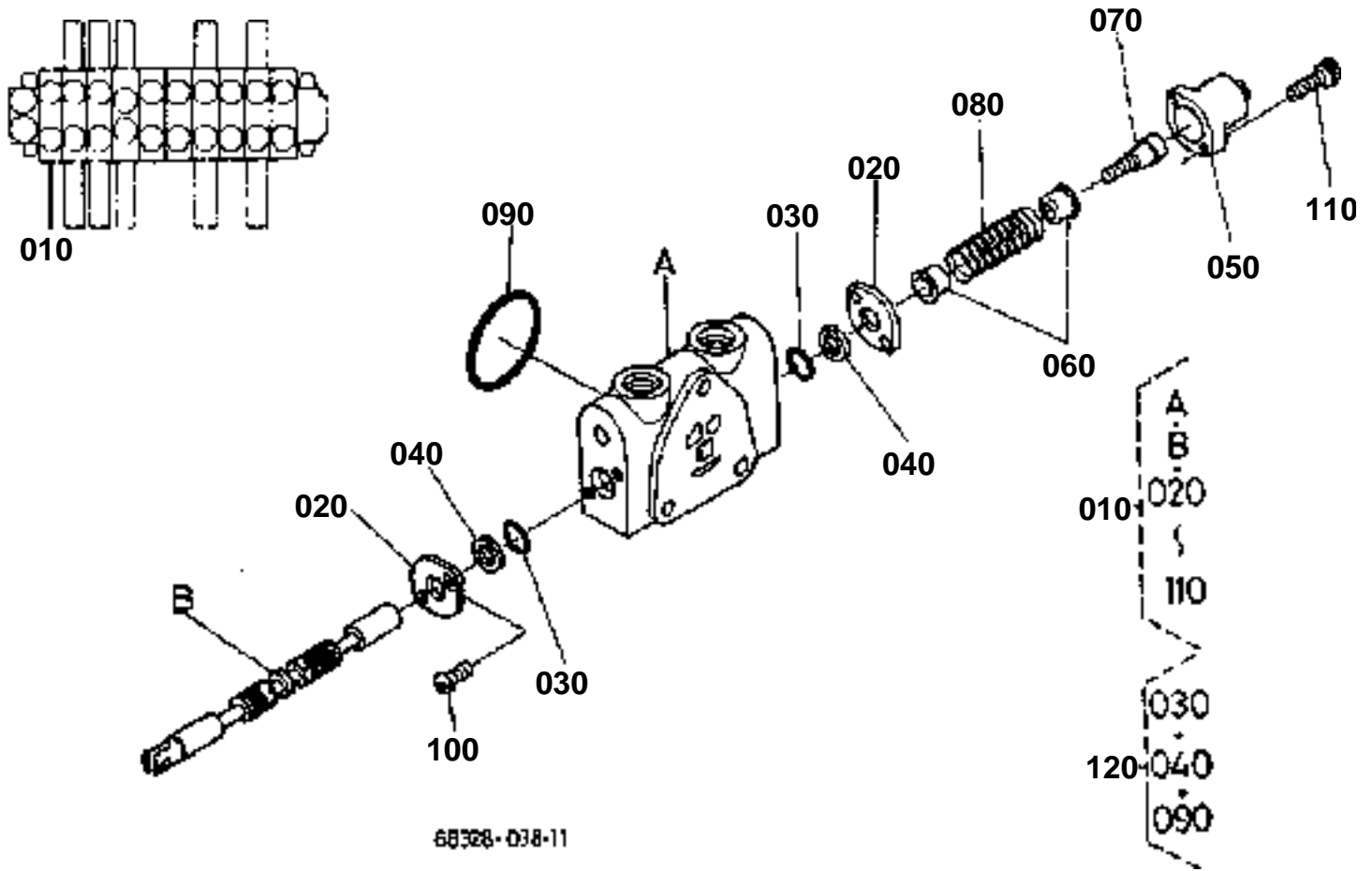


CONTROL VALVE (1) (COMPONENT PARTS)

↔ Interchangeable; ≠ not interchangeable; ← new for old; → old for new

REF.No	Part No.	Description	Q'ty	S.No.	I/C	REMARKS	Weight (kgf)	Weight (lb)
010	68651-96134	ASSY VALVE CONTROL	1				30.7	67.54
020	68021-81380	NUT	2				0.01	0.022
030	68651-70520	ROD TIE	1				0.28	0.616
040	68021-81370	NUT	4				0.005	0.011
050	68651-70510	ROD TIE	2				0.17	0.374
060	68311-70180	ASSY VALVE SECTION	1				2.48	5.456
070	68651-70210	ASSY VALVE SECTION	1				3	6.6
080	68311-70340	ASSY VALVE SECTION	1				3	6.6
090	68311-70150	ASSY VALVE SECTION	1				2.5	5.5
100	68651-70150	ASSY VALVE SECTION	1				2.5	5.5
110	68311-70140	ASSY VALVE SECTION	1				2.5	5.5
120	68651-70180	ASSY VALVE SECTION	1				3	6.6
130	68581-70150	ASSY SECTION SPACER	1				2.5	5.5
140	68651-70220	ASSY VALVE SECTION	1				3	6.6
150	68311-70110	ASSY VALVE SECTION	1				2.34	5.148
160	68311-70310	ASSY VALVE OUTLET	1				0.14	0.308
170	68651-70310	ASSY VALVE OUTLET	1				1.48	3.256
180	68651-70050	ASSY VALVE RELIEF	5				0.2	0.44
181	68741-70560	O RING	5				0.001	0.0022
182	04810-00100	O RING	5				0.001	0.0022
190	68651-70020	ASSY VALVE RELIEF	1				0.23	0.506
191	68741-70560	O RING	1				0.001	0.0022
192	04810-00100	O RING	1				0.001	0.0022
200	68651-70010	ASSY VALVE RELIEF	1				0.33	0.726
201	68741-70560	O RING	1				0.001	0.0022
202	04810-00100	O RING	1				0.001	0.0022
210	68311-70520	ASSY PLUG	4				0	0
220	04810-00180	O RING	4				0.001	0.0022

SPOOL SECTION (TRAVEL RH)



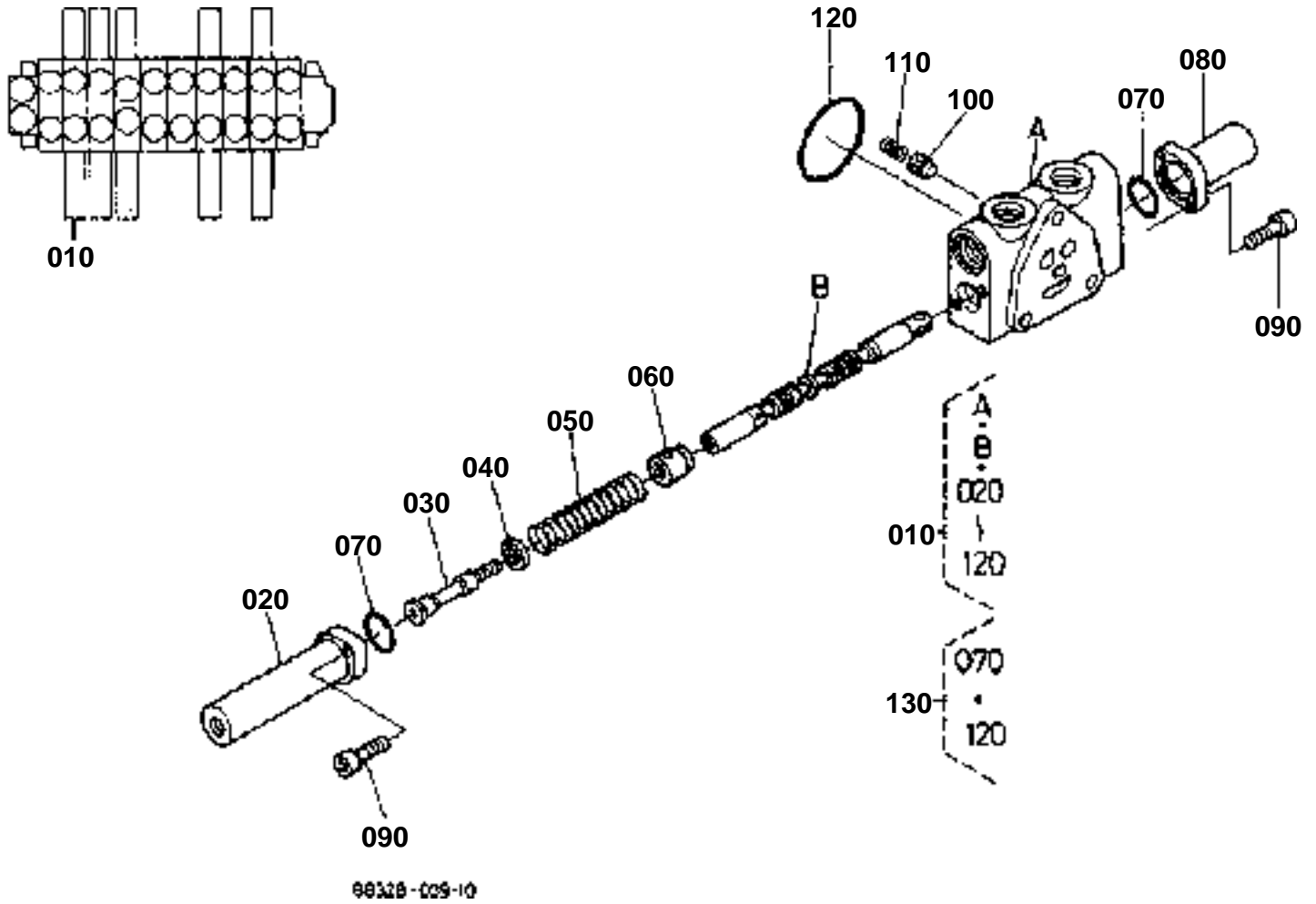


SPOOL SECTION (TRAVEL RH)

↔ Interchangeable; ≠ not interchangeable; ← new for old; → old for new

REF.No	Part No.	Description	Q'ty	S.No.	I/C	REMARKS	Weight (kgf)	Weight (lb)
010	68311-70180	ASSY VALVE SECTION	1				2.48	5.456
020	68493-70230	PLATE SEAL	2				0.02	0.044
030	68493-70240	O RING	2				0.001	0.0022
040	68493-70250	WIPER	2				0.002	0.0044
050	68493-70260	CAP	1				0.025	0.055
060	68493-70270	SEAT SPRING	2				0.005	0.011
070	68493-70280	SCREW CAP	1				0.015	0.033
080	68311-70390	SPRING	1				0.02	0.044
090	68493-70330	O RING	1				0.003	0.0066
100	69251-74060	SCREW ROUND HEAD	2				0.01	0.022
110	69251-74070	BOLT SOCKET HEAD	2				0.01	0.022
120	68311-91320	SEAL KIT VALVE	1			OPTION	0.001	0.0022

SPOOL SECTION (BOOM)



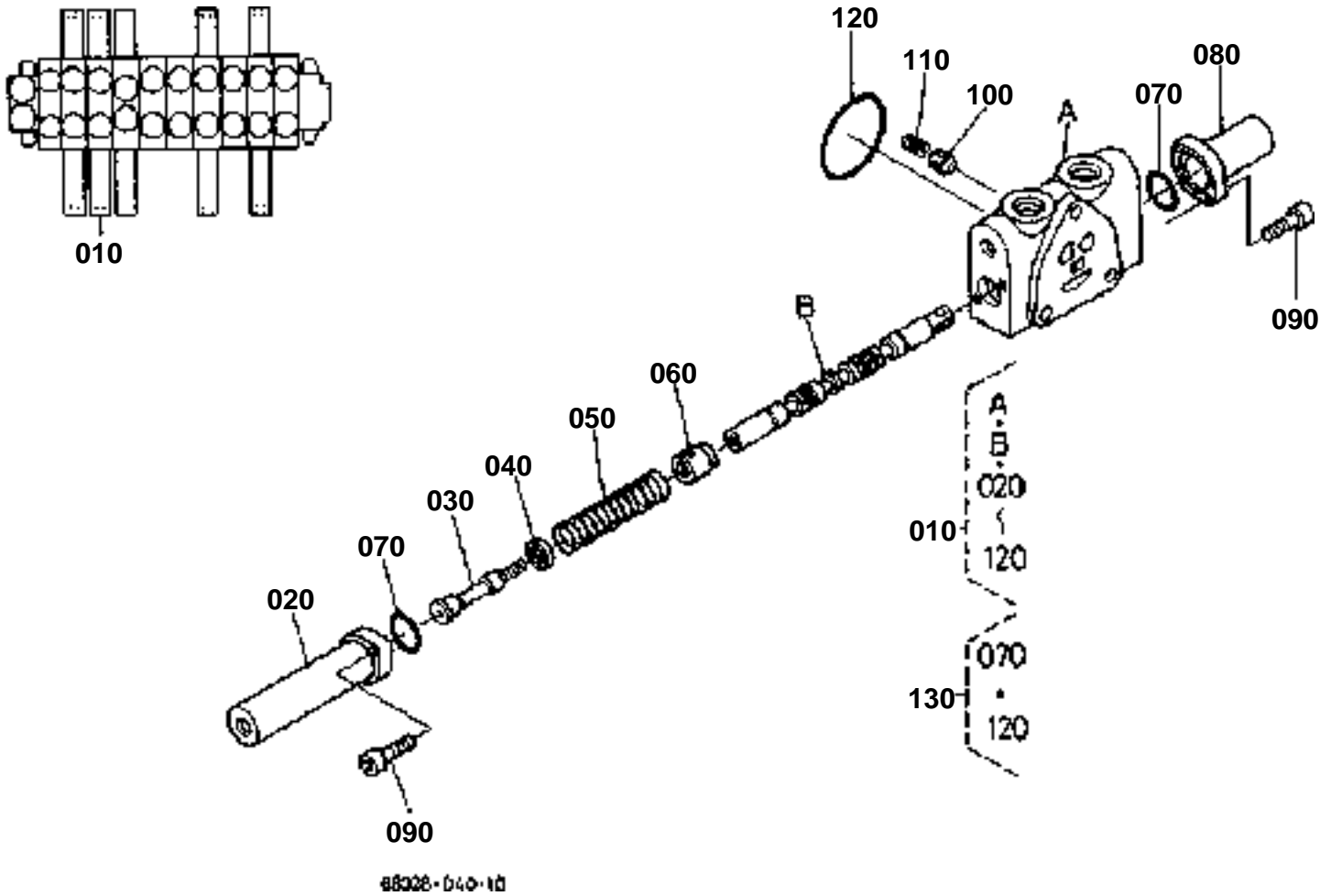


SPOOL SECTION (BOOM)

↔ Interchangeable; ≠ not interchangeable; ← new for old; → old for new

REF.No	Part No.	Description	Q'ty	S.No.	I/C	REMARKS	Weight (kgf)	Weight (lb)
010	68651-70210	ASSY VALVE SECTION	1				3	6.6
020	68311-70910	CAP	1				0.3	0.66
030	68311-70920	END SPOOL	1				0.04	0.088
040	68311-70930	SEAT SPRING	1				0.006	0.0132
050	68311-70940	SPRING	1				0.025	0.055
060	68311-70970	SEAT SPRING	1				0.025	0.055
070	69251-74180	O RING	2				0.005	0.011
080	68311-70980	CAP	1				0.25	0.55
090	69251-74070	BOLT SOCKET HEAD	4				0.01	0.022
100	68493-70310	POPPET	1				0.01	0.022
110	68493-70320	SPRING	1				0.002	0.0044
120	68493-70330	O RING	1				0.003	0.0066
130	68311-91310	KIT SEAL	1			OPTION	0.004	0.0088

SPOOL SECTION (BUCKET)



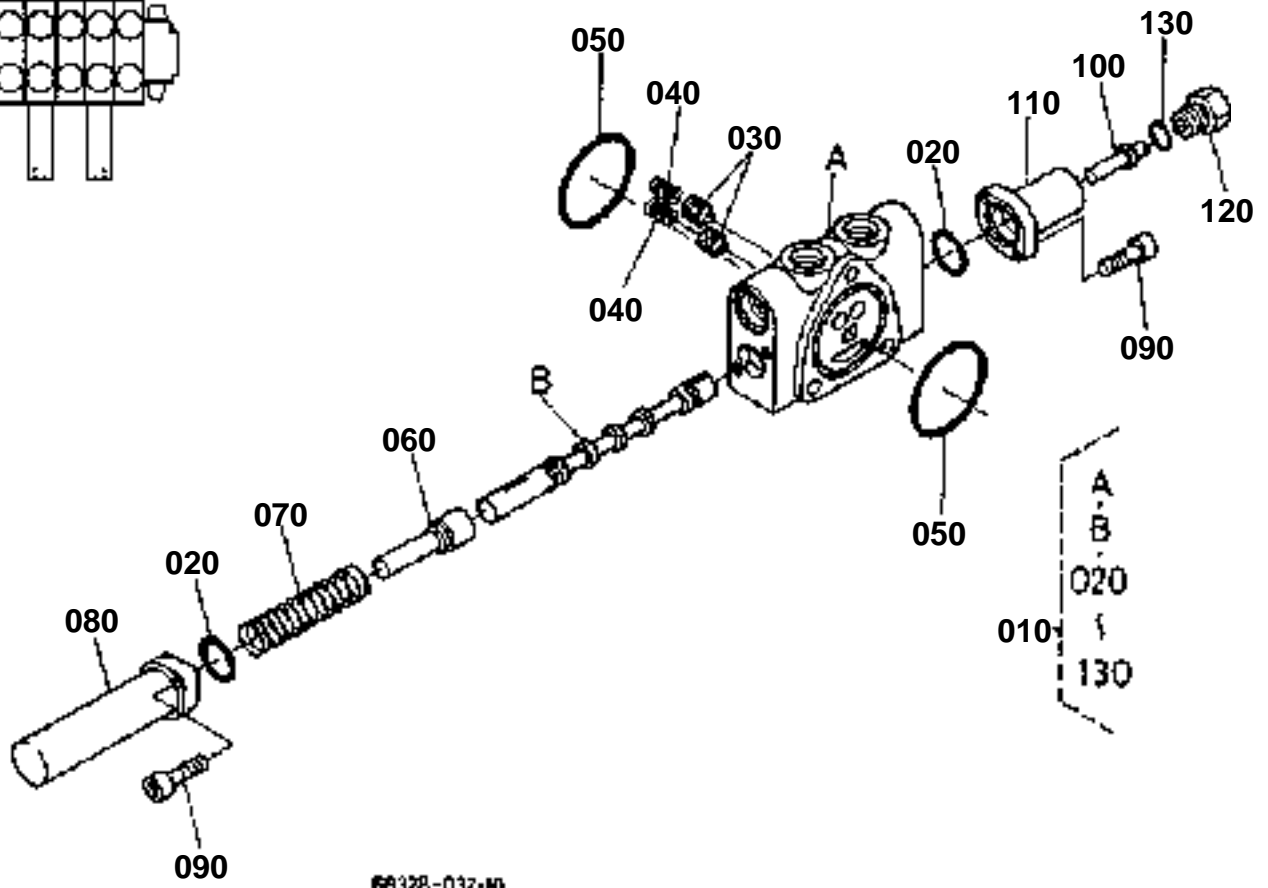
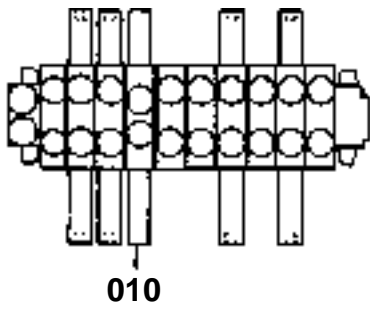


SPOOL SECTION (BUCKET)

↔ Interchangeable; ≠ not interchangeable; ← new for old; → old for new

REF.No	Part No.	Description	Q'ty	S.No.	I/C	REMARKS	Weight (kgf)	Weight (lb)
010	68311-70340	ASSY VALVE SECTION	1				3	6.6
020	68311-70910	CAP	1				0.3	0.66
030	68311-70920	END SPOOL	1				0.04	0.088
040	68311-70930	SEAT SPRING	1				0.006	0.0132
050	68311-70940	SPRING	1				0.025	0.055
060	68311-70970	SEAT SPRING	1				0.025	0.055
070	69251-74180	O RING	2				0.005	0.011
080	68311-70980	CAP	1				0.25	0.55
090	69251-74070	BOLT SOCKET HEAD	4				0.01	0.022
100	68493-70310	POPPET	1				0.01	0.022
110	68493-70320	SPRING	1				0.002	0.0044
120	68493-70330	O RING	1				0.003	0.0066
130	68311-91310	KIT SEAL	1			OPTION	0.004	0.0088

SPOOL SECTION



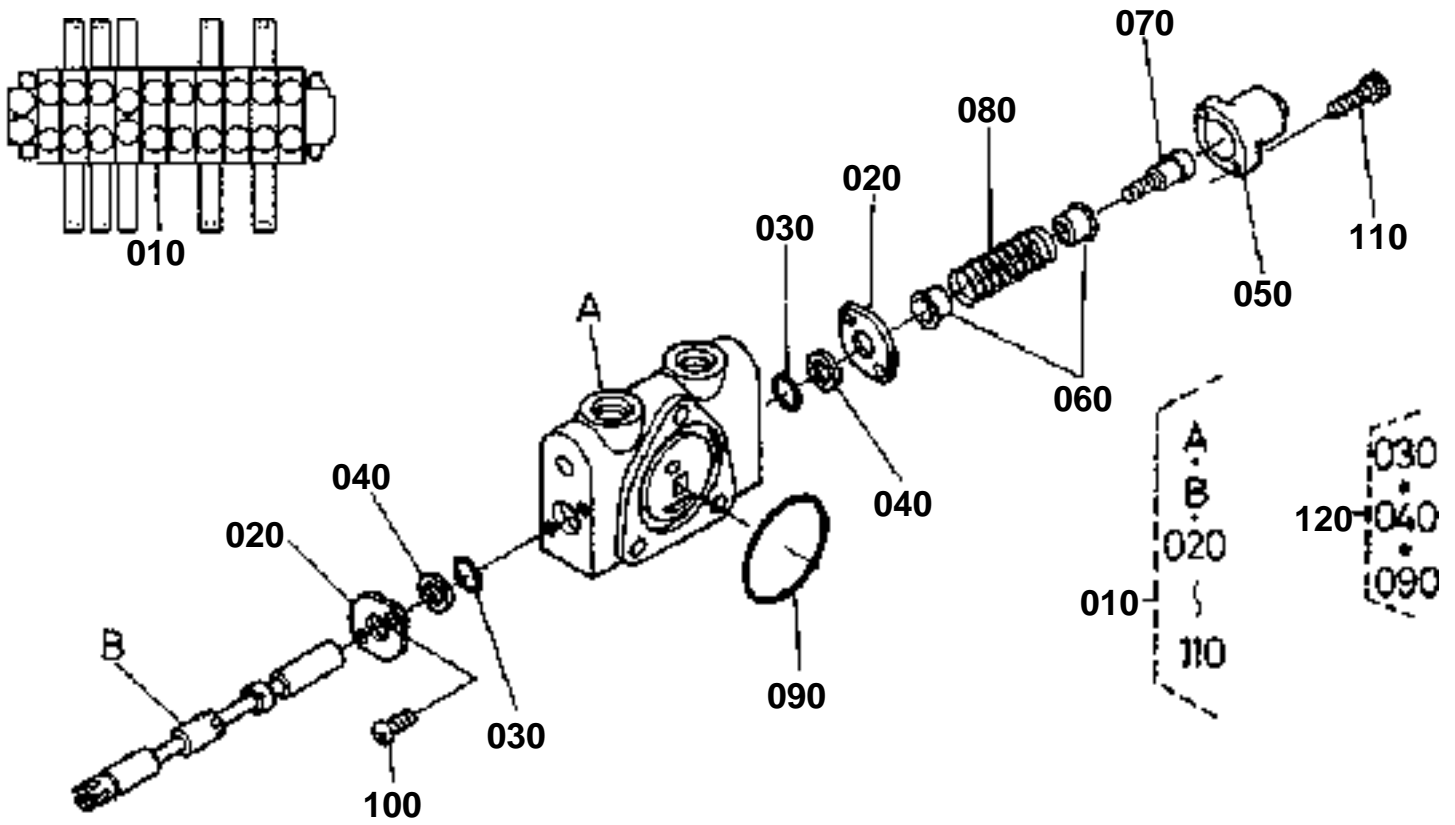


SPOOL SECTION

↔ Interchangeable; ≠ not interchangeable; ← new for old; → old for new

REF.No	Part No.	Description	Q'ty	S.No.	I/C	REMARKS	Weight (kgf)	Weight (lb)
010	68311-70150	ASSY VALVE SECTION	1				2.5	5.5
020	69251-74180	O RING	2				0.005	0.011
030	68493-70310	POPPET	2				0.01	0.022
040	68493-70320	SPRING	2				0.002	0.0044
050	68493-70330	O RING	2				0.003	0.0066
060	68311-70460	SEAT SPRING	1				0.05	0.11
070	68311-70470	SPRING	1				0.04	0.088
080	68311-70480	CAP	1				0.3	0.66
090	69251-74070	BOLT SOCKET HEAD	4				0.01	0.022
100	68191-70420	PISTON	1				0.01	0.022
110	68311-70430	CAP	1				0.2	0.44
120	68191-70440	PLUG	1				0.06	0.132
130	68841-70710	O RING	1				0.002	0.0044

SPOOL SECTION (TRAVEL SPEED 2ND)



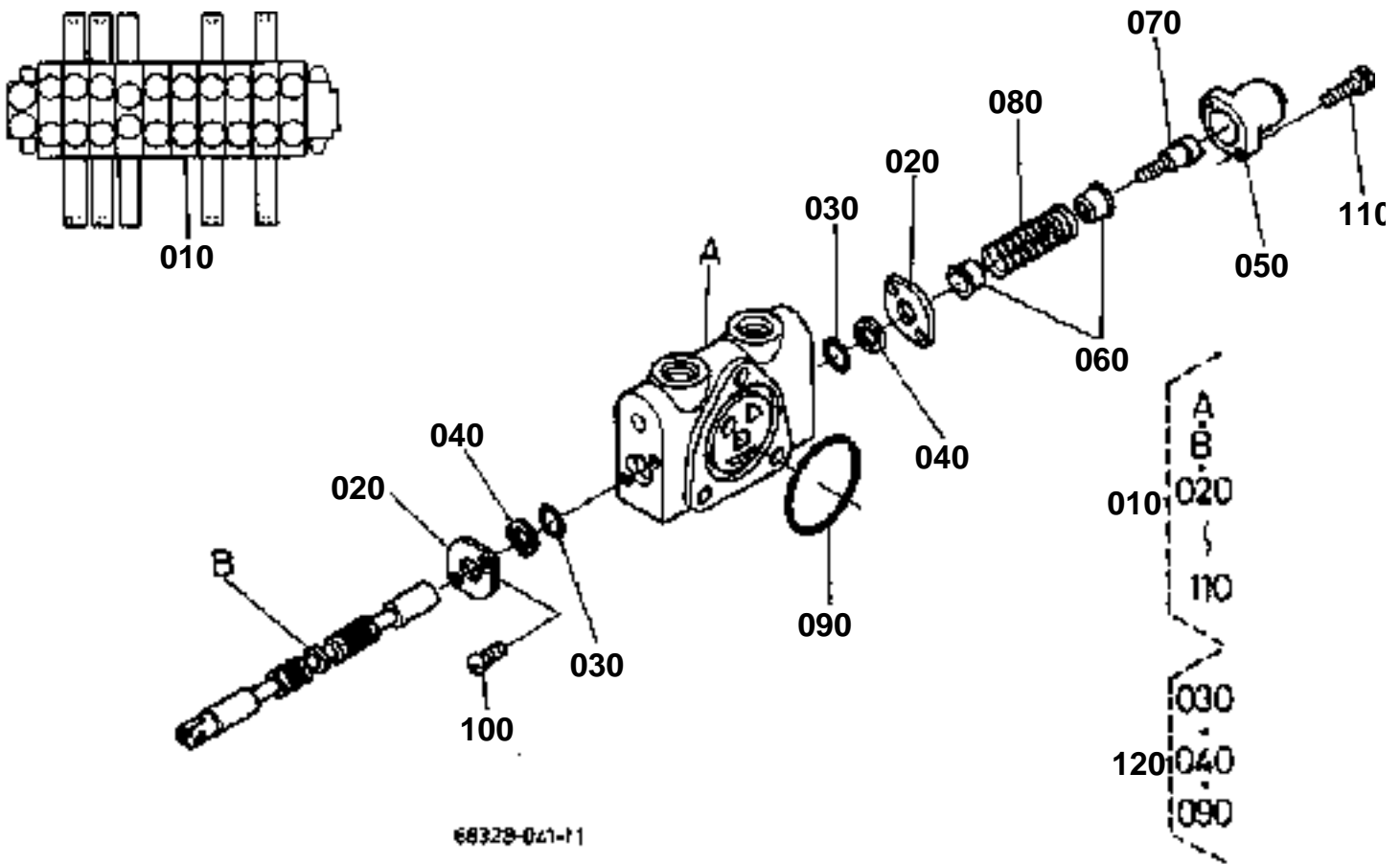
68J28-Q44-11

**SPOOL SECTION (TRAVEL SPEED 2ND)**

↔ Interchangeable; ≠ not interchangeable; ← new for old; → old for new

REF.No	Part No.	Description	Q'ty	S.No.	I/C	REMARKS	Weight (kgf)	Weight (lb)
010	68651-70150	ASSY VALVE SECTION	1				2.5	5.5
020	68493-70230	PLATE SEAL	2				0.02	0.044
030	68493-70240	O RING	2				0.001	0.0022
040	68493-70250	WIPER	2				0.002	0.0044
050	68493-70260	CAP	1				0.025	0.055
060	68493-70270	SEAT SPRING	2				0.005	0.011
070	68493-70280	SCREW CAP	1				0.015	0.033
080	68493-70410	SPRING	1				0.02	0.044
090	68493-70330	O RING	1				0.003	0.0066
100	69251-74060	SCREW ROUND HEAD	2				0.01	0.022
110	69251-74070	BOLT SOCKET HEAD	2				0.01	0.022
120	68311-91320	KIT SEAL VALVE	1			OPTION	0.001	0.0022

SPOOL SECTION (TRAVEL LH)



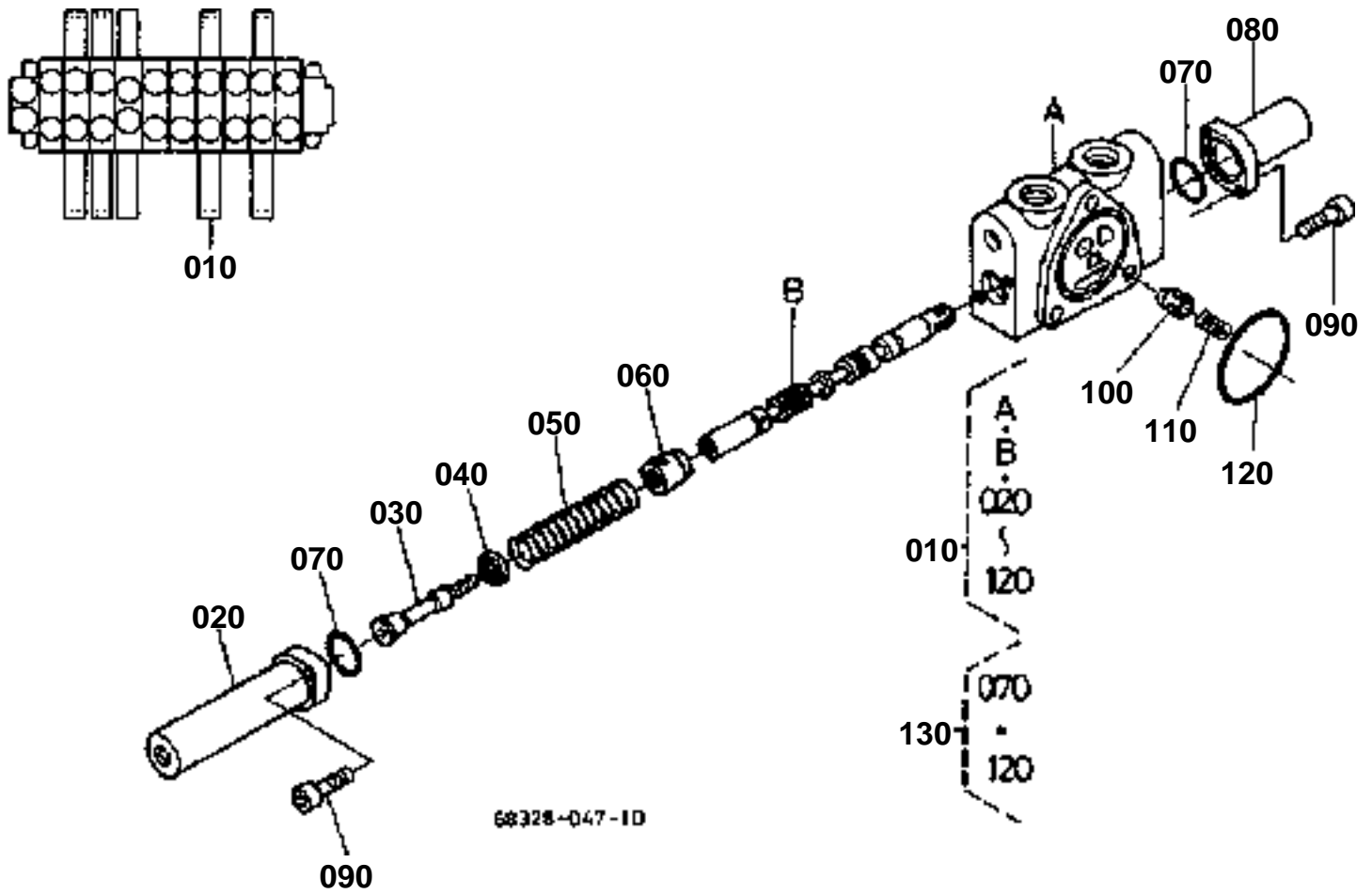


SPOOL SECTION (TRAVEL LH)

↔ Interchangeable; ≠ not interchangeable; ← new for old; → old for new

REF.No	Part No.	Description	Q'ty	S.No.	I/C	REMARKS	Weight (kgf)	Weight (lb)
010	68311-70140	ASSY VALVE SECTION	1				2.5	5.5
020	68493-70230	PLATE SEAL	2				0.02	0.044
030	68493-70240	O RING	2				0.001	0.0022
040	68493-70250	WIPER	2				0.002	0.0044
050	68493-70260	CAP	1				0.025	0.055
060	68493-70270	SEAT SPRING	2				0.005	0.011
070	68493-70280	SCREW CAP	1				0.015	0.033
080	68311-70390	SPRING	1				0.02	0.044
090	68493-70330	O RING	1				0.003	0.0066
100	69251-74060	SCREW ROUND HEAD	2				0.01	0.022
110	69251-74070	BOLT SOCKET HEAD	2				0.01	0.022
120	68311-91320	KIT SEAL VALVE	1			OPTION	0.001	0.0022

SPOOL SECTION (BOOM)



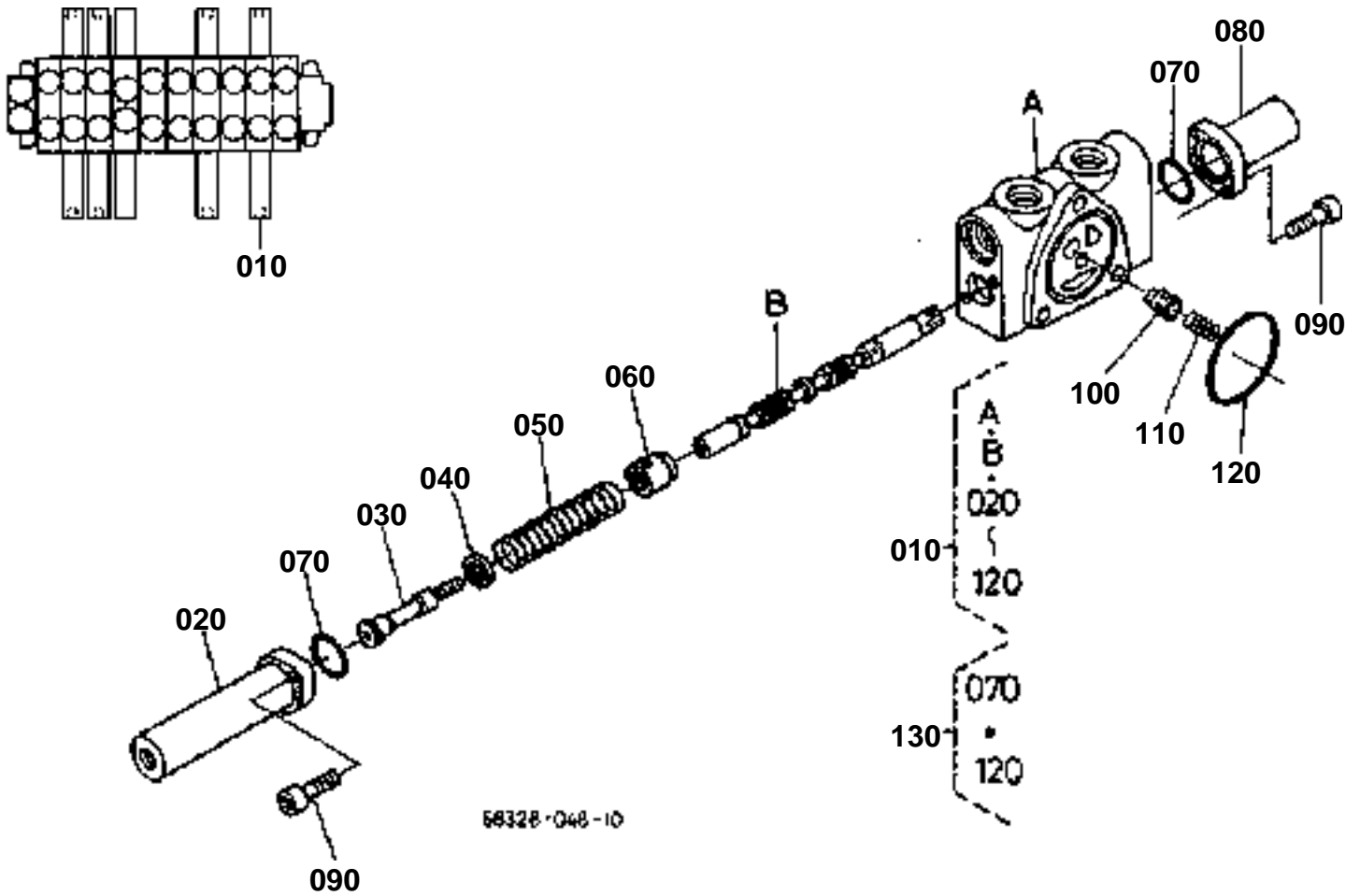


SPOOL SECTION (BOOM)

↔ Interchangeable; ≠ not interchangeable; ← new for old; → old for new

REF.No	Part No.	Description	Q'ty	S.No.	I/C	REMARKS	Weight (kgf)	Weight (lb)
010	68651-70180	ASSY VALVE SECTION	1				3	6.6
020	68311-70910	CAP	1				0.3	0.66
030	68311-70920	END SPOOL	1				0.04	0.088
040	68311-70930	SEAT SPRING	1				0.006	0.0132
050	68311-70950	SPRING	1				0.01	0.022
060	68311-70970	SEAT SPRING	1				0.025	0.055
070	69251-74180	O RING	2				0.005	0.011
080	68311-70980	CAP	1				0.25	0.55
090	69251-74070	BOLT SOCKET HEAD	4				0.01	0.022
100	68493-70310	POPPET	1				0.01	0.022
110	68493-70320	SPRING	1				0.002	0.0044
120	68493-70330	O RING	1				0.003	0.0066
130	68311-91310	KIT SEAL	1			OPTION	0.004	0.0088

SPOOL SECTION (ARM)



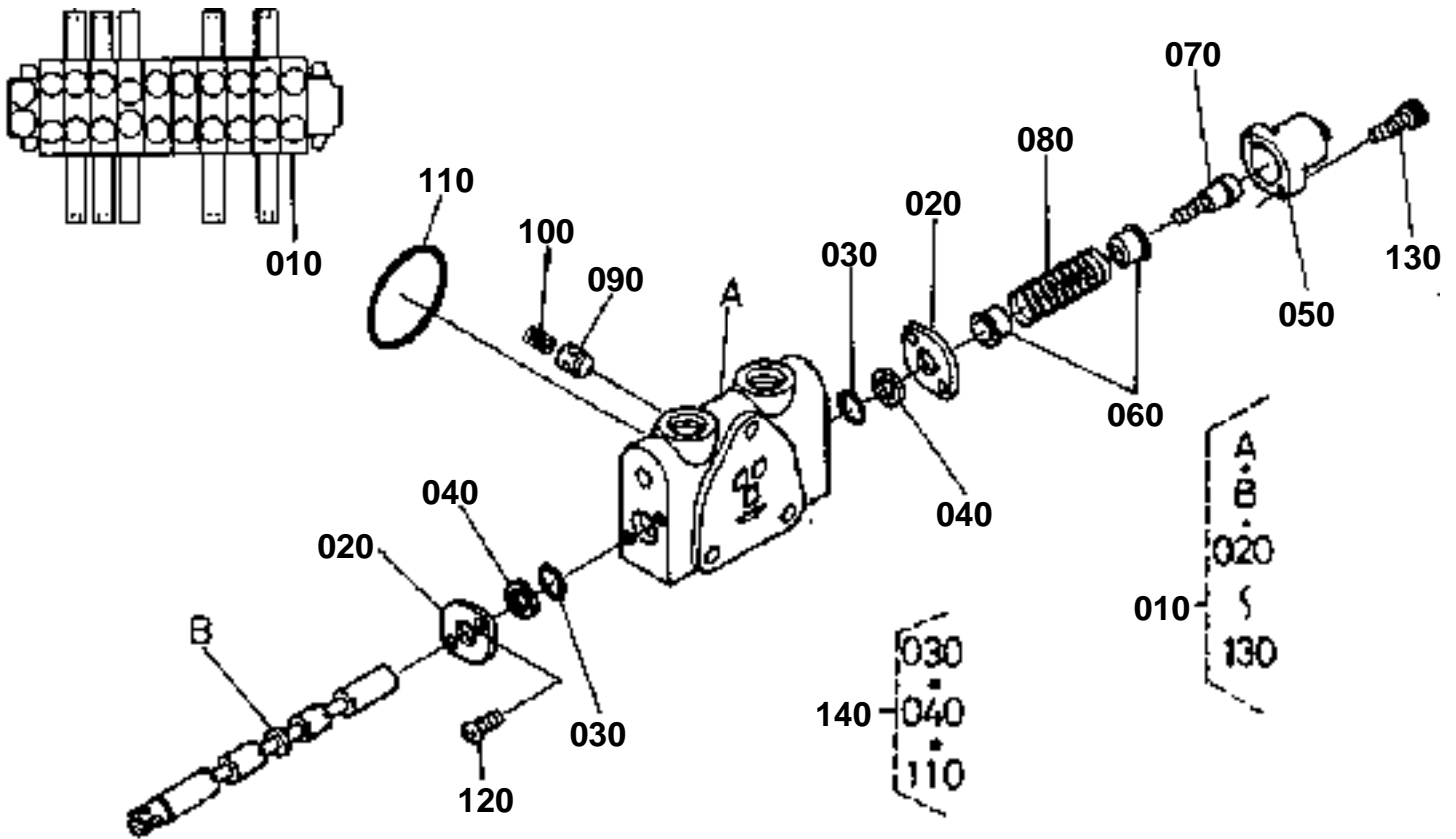


SPOOL SECTION (ARM)

↔ Interchangeable; ≠ not interchangeable; ← new for old; → old for new

REF.No	Part No.	Description	Q'ty	S.No.	I/C	REMARKS	Weight (kgf)	Weight (lb)
010	68651-70220	ASSY VALVE SECTION	1				3	6.6
020	68311-70910	CAP	1				0.3	0.66
030	68311-70920	END SPOOL	1				0.04	0.088
040	68311-70930	SEAT SPRING	1				0.006	0.0132
050	68311-70940	SPRING	1				0.025	0.055
060	68311-70970	SEAT SPRING	1				0.025	0.055
070	69251-74180	O RING	2				0.005	0.011
080	68311-70980	CAP	1				0.25	0.55
090	69251-74070	BOLT SOCKET HEAD	4				0.01	0.022
100	68493-70310	POPPET	1				0.01	0.022
110	68493-70320	SPRING	1				0.002	0.0044
120	68493-70330	O RING	1				0.003	0.0066
130	68311-91310	KIT SEAL	1			OPTION	0.004	0.0088

SPOOL SECTION (S/P)



58328-035-11

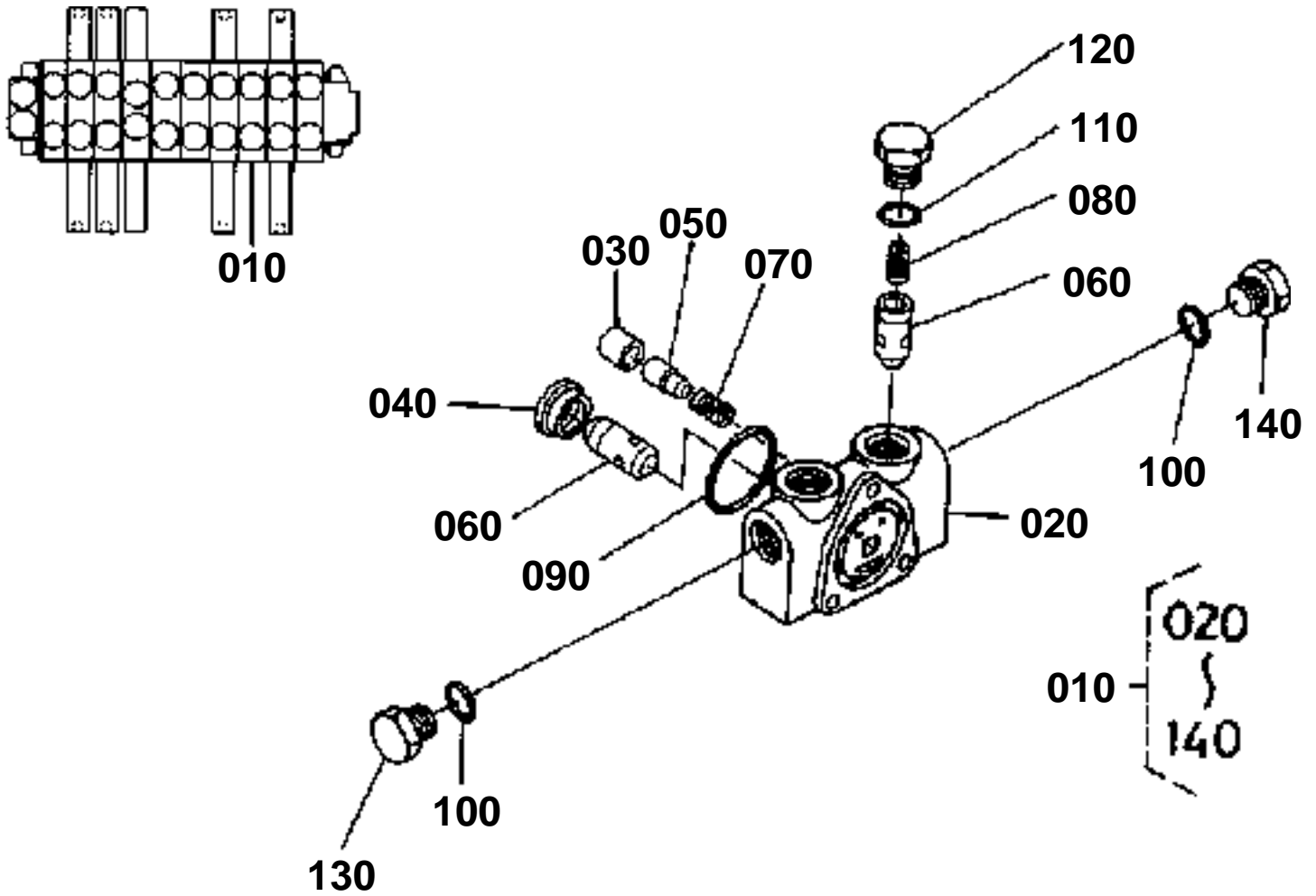


SPOOL SECTION (S/P)

↔ Interchangeable; ≠ not interchangeable; ← new for old; → old for new

REF.No	Part No.	Description	Q'ty	S.No.	I/C	REMARKS	Weight (kgf)	Weight (lb)
010	68311-70110	ASSY VALVE SECTION	1				2.34	5.148
020	68493-70230	PLATE SEAL	2				0.02	0.044
030	68493-70240	O RING	2				0.001	0.0022
040	68493-70250	WIPER	2				0.002	0.0044
050	68493-70260	CAP	1				0.025	0.055
060	68493-70270	SEAT SPRING	2				0.005	0.011
070	68493-70280	SCREW CAP	1				0.015	0.033
080	68861-70520	SPRING	1				0.01	0.022
090	68493-70310	POPPET	1				0.01	0.022
100	68493-70320	SPRING	1				0.002	0.0044
110	68493-70330	O RING	1				0.003	0.0066
120	69251-74060	SCREW ROUND HEAD	2				0.01	0.022
130	69251-74070	BOLT SOCKET HEAD	2				0.01	0.022
140	68311-91320	KIT SEAL VALVE	1			OPTION	0.001	0.0022

SPACER SECTION



68328-052-10

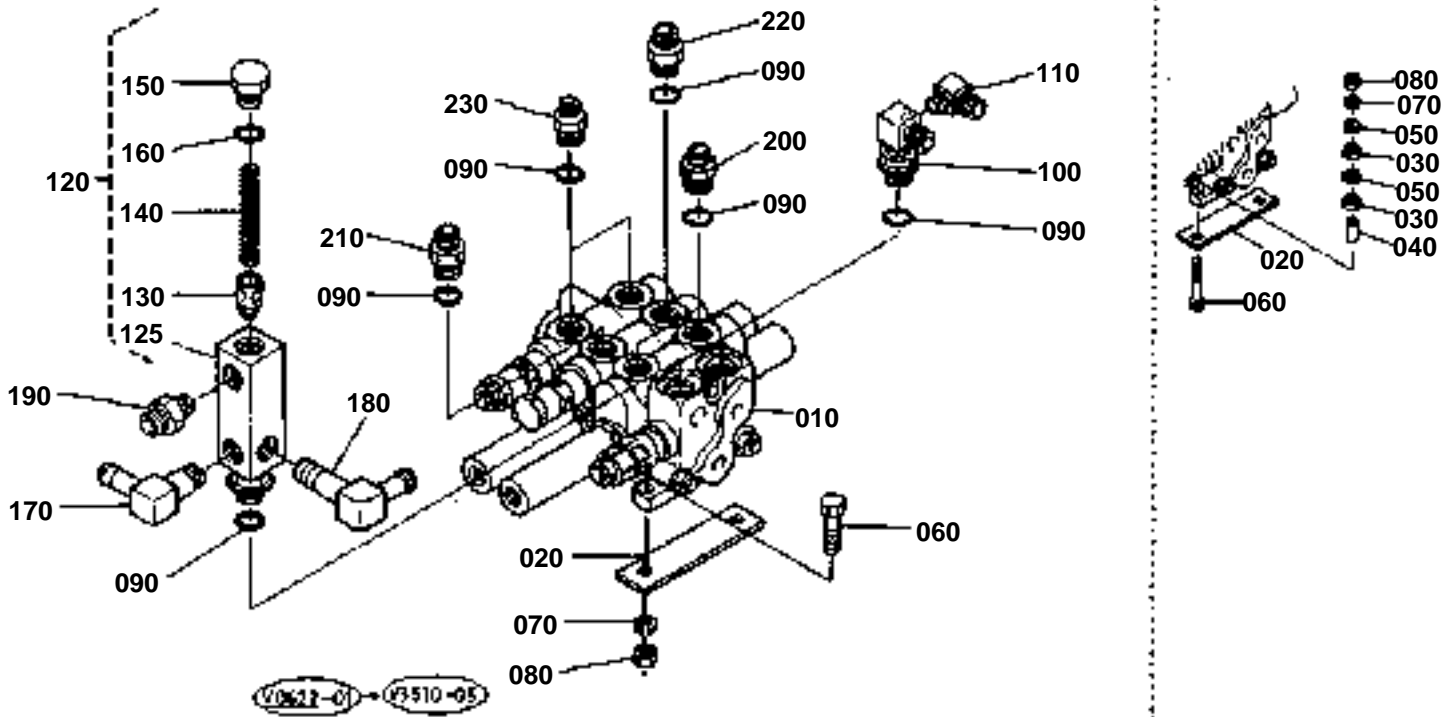


SPACER SECTION

↔ Interchangeable; ≠ not interchangeable; ← new for old; → old for new

REF.No	Part No.	Description	Q'ty	S.No.	I/C	REMARKS	Weight (kgf)	Weight (lb)
010	68581-70150	ASSY SECTION SPACER	1				2.5	5.5
020	68761-70710	SPACER	1				2	4.4
030	68761-70740	SPACER	1				0.001	0.0022
040	68761-70770	SPACER	1				0.005	0.011
050	68761-70720	VALVE	1				0.01	0.022
060	68761-70750	VALVE	2				0.01	0.022
070	68761-70730	SPRING	1				0.002	0.0044
080	68761-70760	SPRING	1				0.001	0.0022
090	68021-81330	O RING	1				0.003	0.0066
100	68741-70560	O RING	2				0.001	0.0022
110	04810-00180	O RING	1				0.001	0.0022
120	68761-70780	PLUG	1				0.06	0.132
130	68741-70550	PLUG	1				0.068	0.1496
140	68581-70750	PLUG	1				0.013	0.0286

CONTROL VALVE (3)

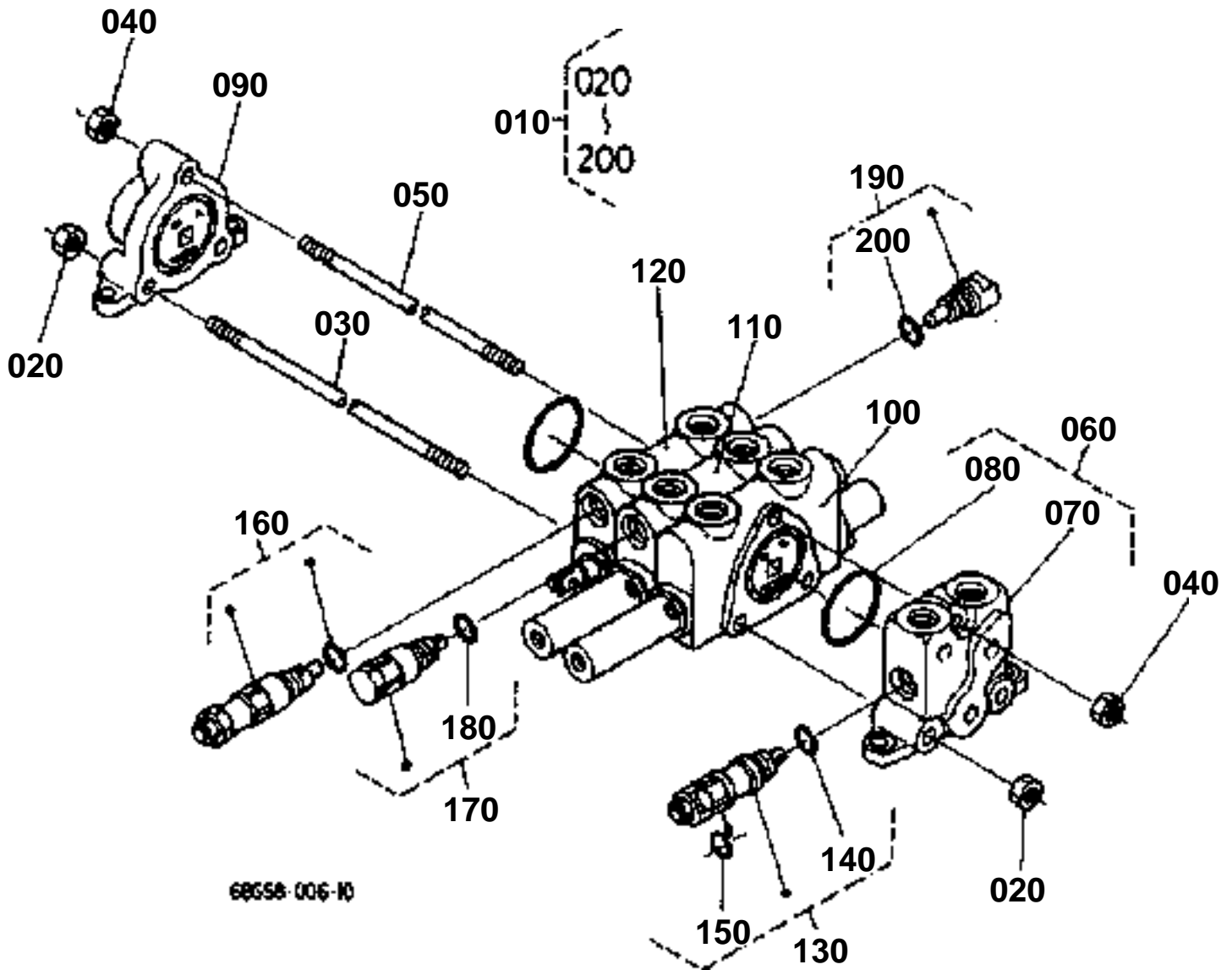


**CONTROL VALVE (3)**

↔ Interchangeable; ≠ not interchangeable; ← new for old; → old for new

REF.No	Part No.	Description	Q'ty	S.No.	I/C	REMARKS	Weight (kgf)	Weight (lb)
010	68651-96153	ASSY VALVE CONTROL	1		←		11.5	25.3
020	68311-61540	CUSHION	2	55050			0.208	0.4576
020	69711-61170	PLATE	2	55051	↔		0	0
030	68311-61550	CUSHION	3	55050			0.003	0.0066
040	68311-61560	COLLAR	3	55050			0.01	0.022
050	69741-61570	WASHER	5	55050			0	0
060	01155-60835	BOLT	3	55050			0.015	0.033
060	01173-61035	PLATE	3	55051	≠		0.023	0.0506
070	04512-60080	WASHER SPRING	3	55050			0.002	0.0044
070	04512-60100	PLATE	3	55051	≠		0.002	0.0044
080	02552-50080	NUT	2	55050			0.005	0.011
080	02118-60100	NUT	2	55051	≠		0.006	0.0132
090	04810-00180	O RING	8				0.001	0.0022
100	68651-68180	JOINT(TF/-F/)	1	55094			0.15	0.33
100	69781-68180	JOINT(TF/-F/)	1	55095	↔		0	0
110	68331-63230	ELBOW ADAPTER	1				0	0
120	68311-64210	ASSY VALVE CHECK	1	55002			0	0
120	68311-64213	ASSY VALVE CHECK	1	55003	←		1.13	2.486
125	68311-64224	VALVE	1				1	2.2
130	68311-64230	POPPET	1				0.02	0.044
140	68311-64240	SPRING	1	55002			0	0
140	68311-64330	SPRING	1	55003	←		0.02	0.044
150	68311-64250	PLUG	1				0.08	0.176
160	04810-00180	O RING	1				0.001	0.0022
170	68391-64270	JOINT PIPE(LT/-)	1	55002			0.2	0.44
170	68841-63580	ADAPTER	1	55003	↔		0.135	0.297
180	68651-64280	ADAPTER	1	55002			0.07	0.154
180	68651-64290	JOINT PIPE(LT/-)	1	55003	←		0.2	0.44
190	68241-64130	BODY	1	55002	←		0.08	0.176
190	69441-68440	BODY	1	55003	↔		0	0
200	69441-68390	BODY	2				0	0
210	68541-68740	ADAPTER	1	55094			0.08	0.176
210	69561-68740	ADAPTER	1	55095	↔		0	0
220	68541-68750	ADAPTER	1	55094			0.08	0.176
220	69561-68750	ADAPTER	1	55095	↔		0	0
230	69441-68390	BODY	2				0	0

CONTROL VALVE (3) (COMPONENT PARTS)



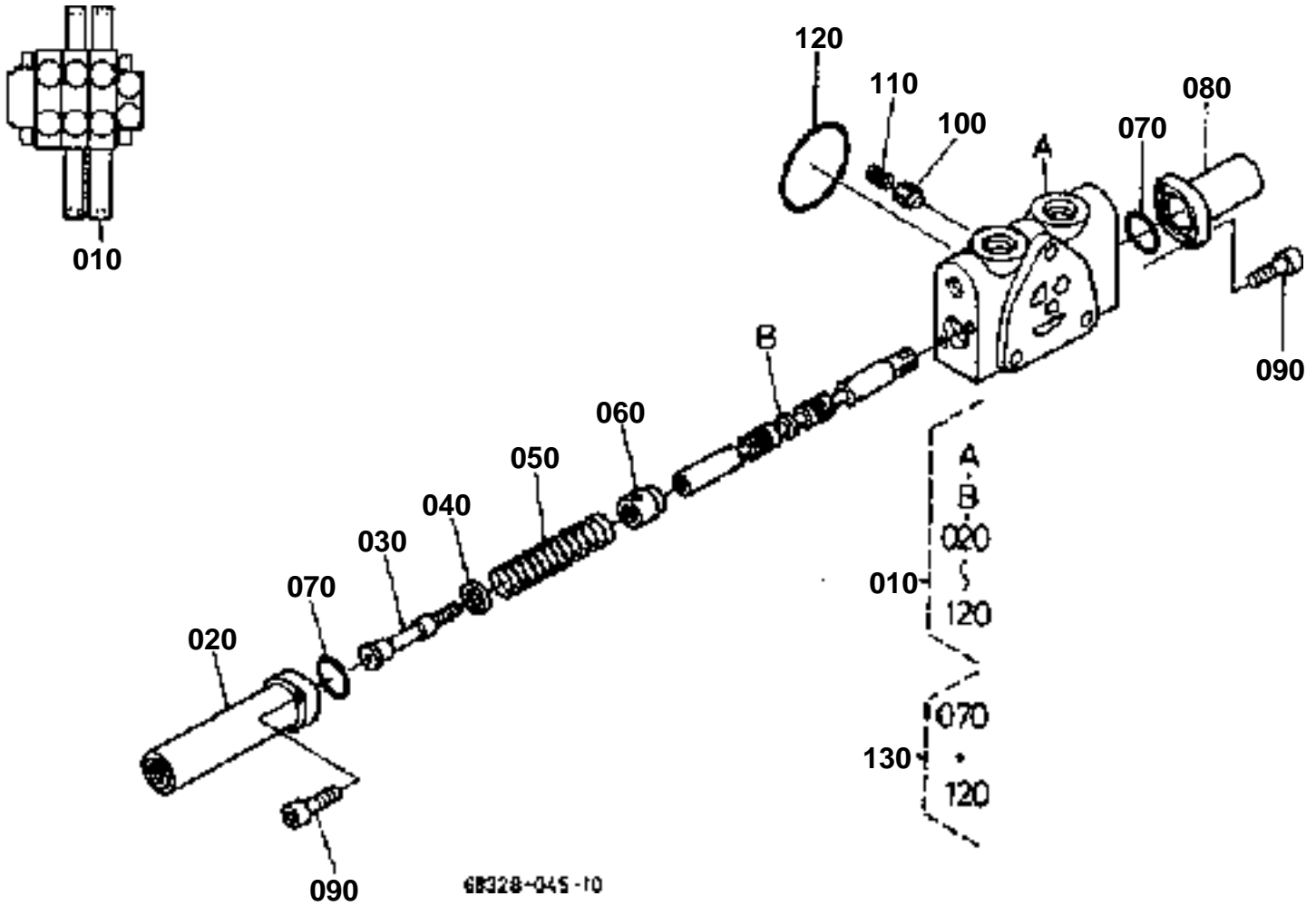


CONTROL VALVE (3) (COMPONENT PARTS)

↔ Interchangeable; ≠ not interchangeable; ← new for old; → old for new

REF.No	Part No.	Description	Q'ty	S.No.	I/C	REMARKS	Weight (kgf)	Weight (lb)
010	68651-96153	ASSY VALVE CONTROL	1				11.5	25.3
020	68021-81370	NUT	4				0.005	0.011
030	68131-65230	ROD TIE	2				0.075	0.165
040	68021-81380	NUT	2				0.01	0.022
050	68131-65220	ROD TIE	1				0.117	0.2574
060	68761-70210	ASSY SECTION INLET	1				1.5	3.3
070	68761-70510	HOUSING INLET	1				1.47	3.234
080	68021-81330	O RING	1				0.003	0.0066
090	68131-65020	OUTLET SECTION ASSY	1				1.15	2.53
100	68391-70170	ASSY VALVE SECTION	1				3	6.6
110	68391-70180	ASSY VALVE SECTION	1				3	6.6
120	68311-70220	ASSY VALVE SECTION	1				2.25	4.95
130	68581-70030	VALVE MAIN RELIEF	1				0.1	0.22
140	68011-62220	O RING	1				0.001	0.0022
150	68389-96110	O RING	1				0.001	0.0022
160	68581-70050	ASSY VALVE RELIEFPOR	1				0.22	0.484
170	68311-70210	ASSY VALVE	1				0.155	0.341
180	68741-70560	O RING	1				0.001	0.0022
190	68171-61360	VALVE	1				0.08	0.176
200	68389-96110	O RING	1				0.001	0.0022

SPOOL SECTION (SWIVEL)



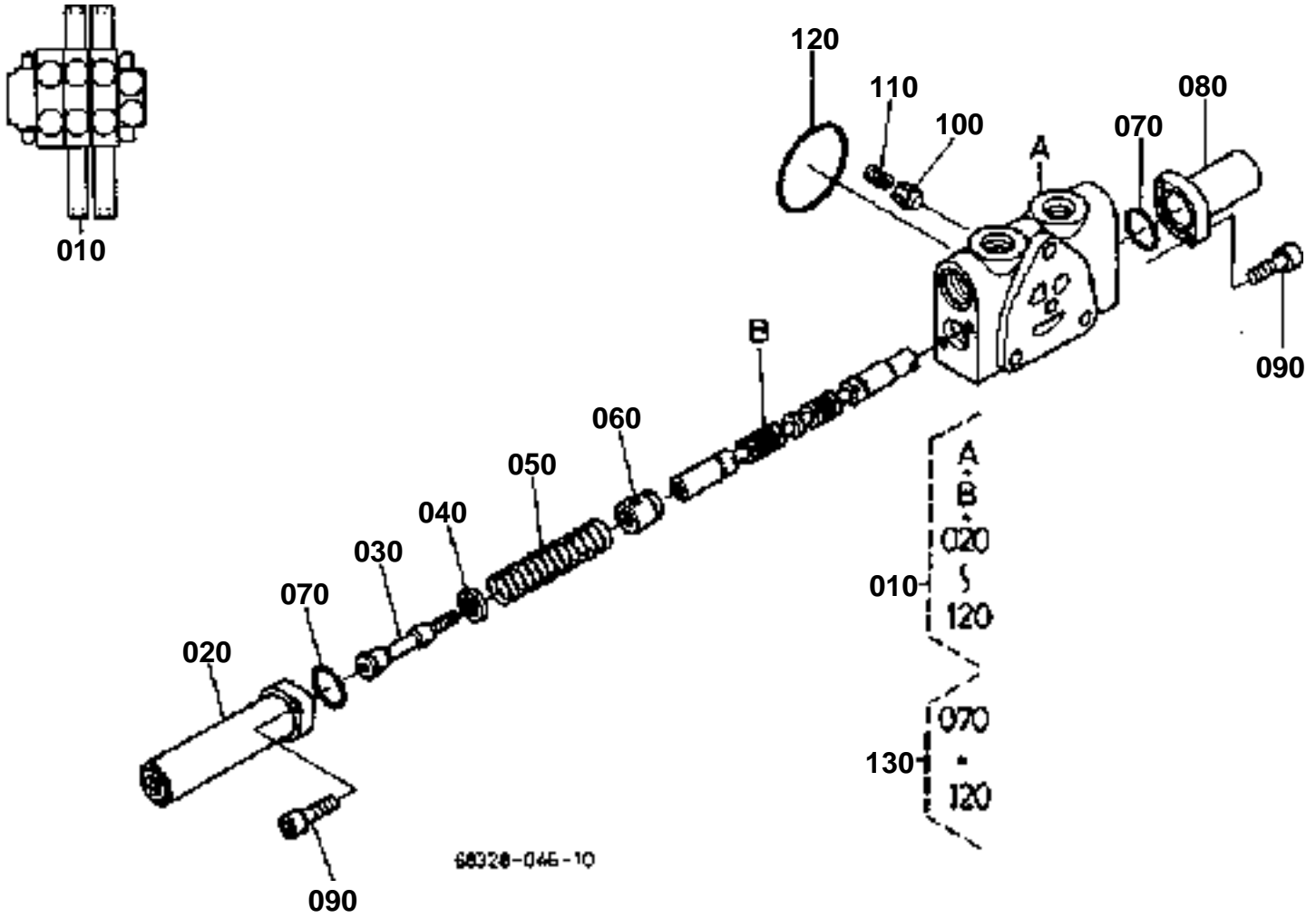


SPOOL SECTION (SWIVEL)

↔ Interchangeable; ≠ not interchangeable; ← new for old; → old for new

REF.No	Part No.	Description	Q'ty	S.No.	I/C	REMARKS	Weight (kgf)	Weight (lb)
010	68391-70170	ASSY VALVE SECTION	1				3	6.6
020	68311-70890	CAP	1				0.26	0.572
030	68311-70920	END SPOOL	1				0.04	0.088
040	68311-70930	SEAT SPRING	1				0.006	0.0132
050	68391-70940	SPRING	1				0.035	0.077
060	68311-70970	SEAT SPRING	1				0.025	0.055
070	69251-74180	O RING	2				0.005	0.011
080	68311-70990	CAP	1				0.21	0.462
090	69251-74070	BOLT SOCKET HEAD	4				0.01	0.022
100	68493-70310	POPPET	1				0.01	0.022
110	68493-70320	SPRING	1				0.002	0.0044
120	68493-70330	O RING	1				0.003	0.0066
130	68311-91310	KIT SEAL	1			OPTION	0.004	0.0088

SPOOL SECTION (SWING)



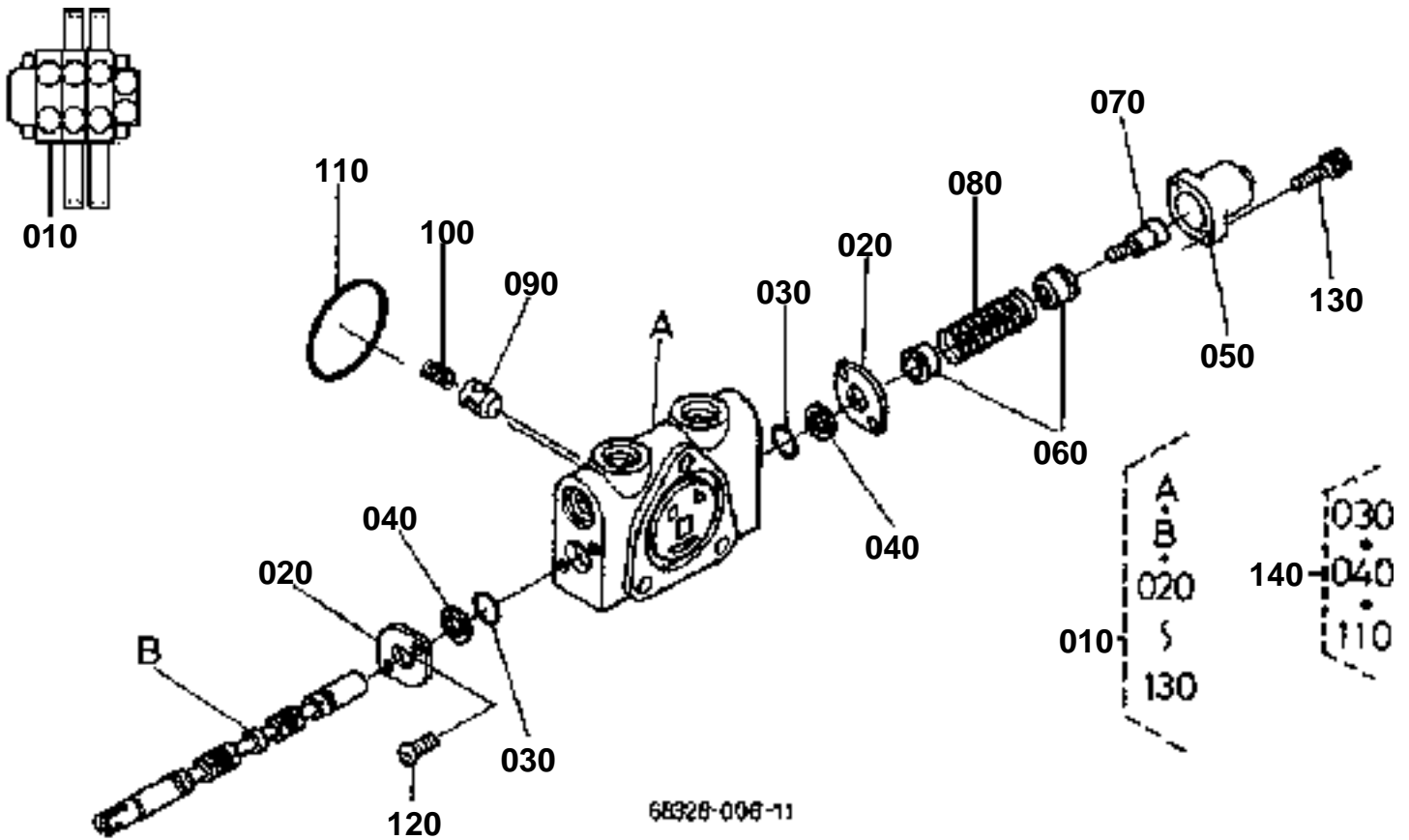


SPOOL SECTION (SWING)

↔ Interchangeable; ≠ not interchangeable; ← new for old; → old for new

REF.No	Part No.	Description	Q'ty	S.No.	I/C	REMARKS	Weight (kgf)	Weight (lb)
010	68391-70180	ASSY VALVE SECTION	1				3	6.6
020	68311-70890	CAP	1				0.26	0.572
030	68311-70920	END SPOOL	1				0.04	0.088
040	68311-70930	SEAT SPRING	1				0.006	0.0132
050	68391-70940	SPRING	1				0.035	0.077
060	68311-70970	SEAT SPRING	1				0.025	0.055
070	69251-74180	O RING	2				0.005	0.011
080	68311-70990	CAP	1				0.21	0.462
090	69251-74070	BOLT SOCKET HEAD	4				0.01	0.022
100	68493-70310	POPPET	1				0.01	0.022
110	68493-70320	SPRING	1				0.002	0.0044
120	68493-70330	O RING	1				0.003	0.0066
130	68311-91310	KIT SEAL	1			OPTION	0.004	0.0088

SPOOL SECTION (BLADE)



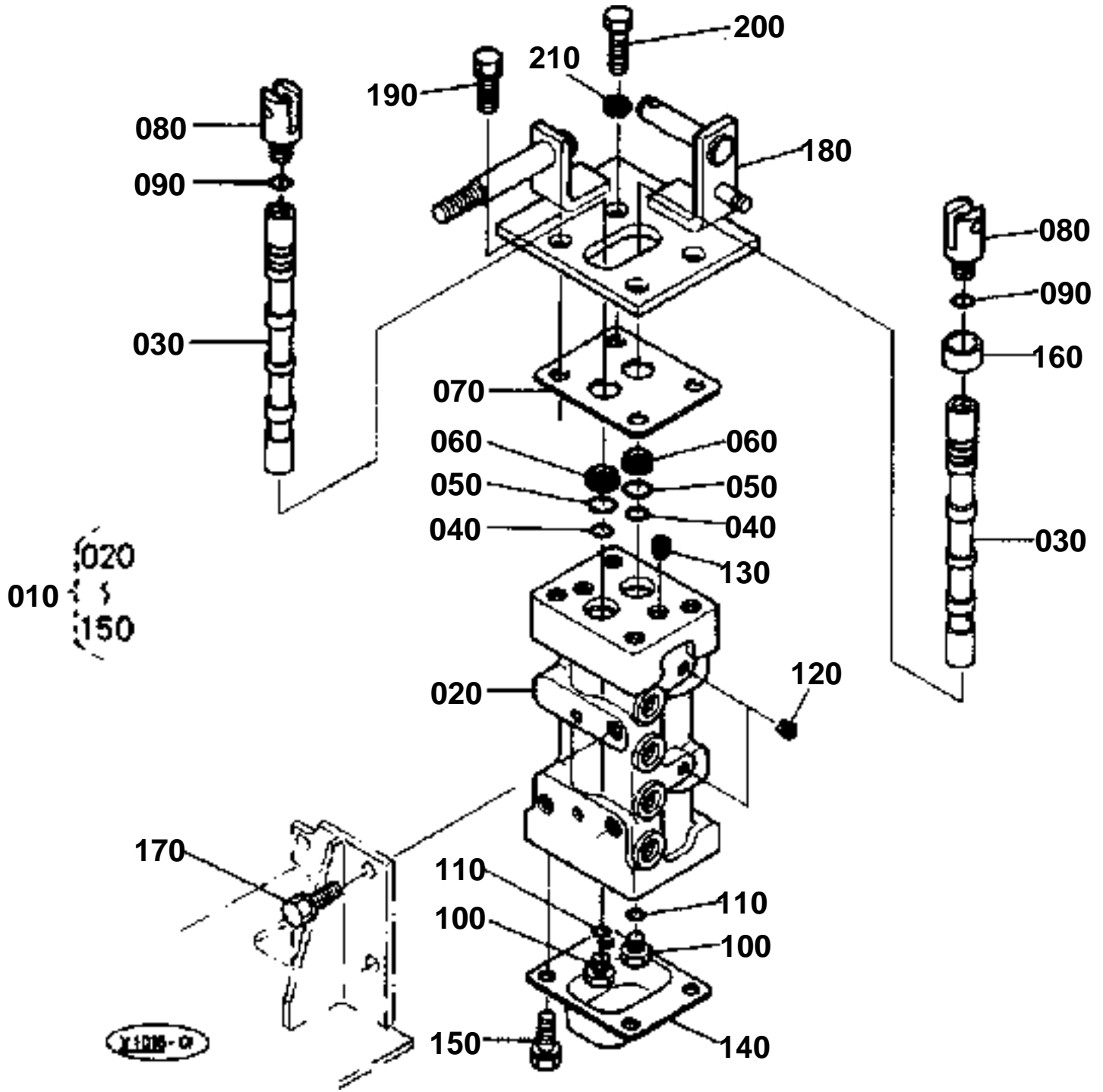


SPOOL SECTION (BLADE)

↔ Interchangeable; ≠ not interchangeable; ← new for old; → old for new

REF.No	Part No.	Description	Q'ty	S.No.	I/C	REMARKS	Weight (kgf)	Weight (lb)
010	68311-70220	ASSY VALVE SECTION	1				2.25	4.95
020	68493-70230	PLATE SEAL	2				0.02	0.044
030	68493-70240	O RING	2				0.001	0.0022
040	68493-70250	WIPER	2				0.002	0.0044
050	68493-70260	CAP	1				0.025	0.055
060	68493-70270	SEAT SPRING	2				0.005	0.011
070	68493-70280	SCREW CAP	1				0.015	0.033
080	68311-70390	SPRING SPOOL	1				0.02	0.044
090	68493-70310	POPPET	1				0.01	0.022
100	68493-70320	SPRING	1				0.002	0.0044
110	68493-70330	O RING	1				0.003	0.0066
120	69251-74060	SCREW ROUND HEAD	2				0.01	0.022
130	69251-74070	BOLT SOCKET HEAD	2				0.01	0.022
140	68311-91320	KIT SEAL	1			OPTION	0.001	0.0022

CHANGE VALVE



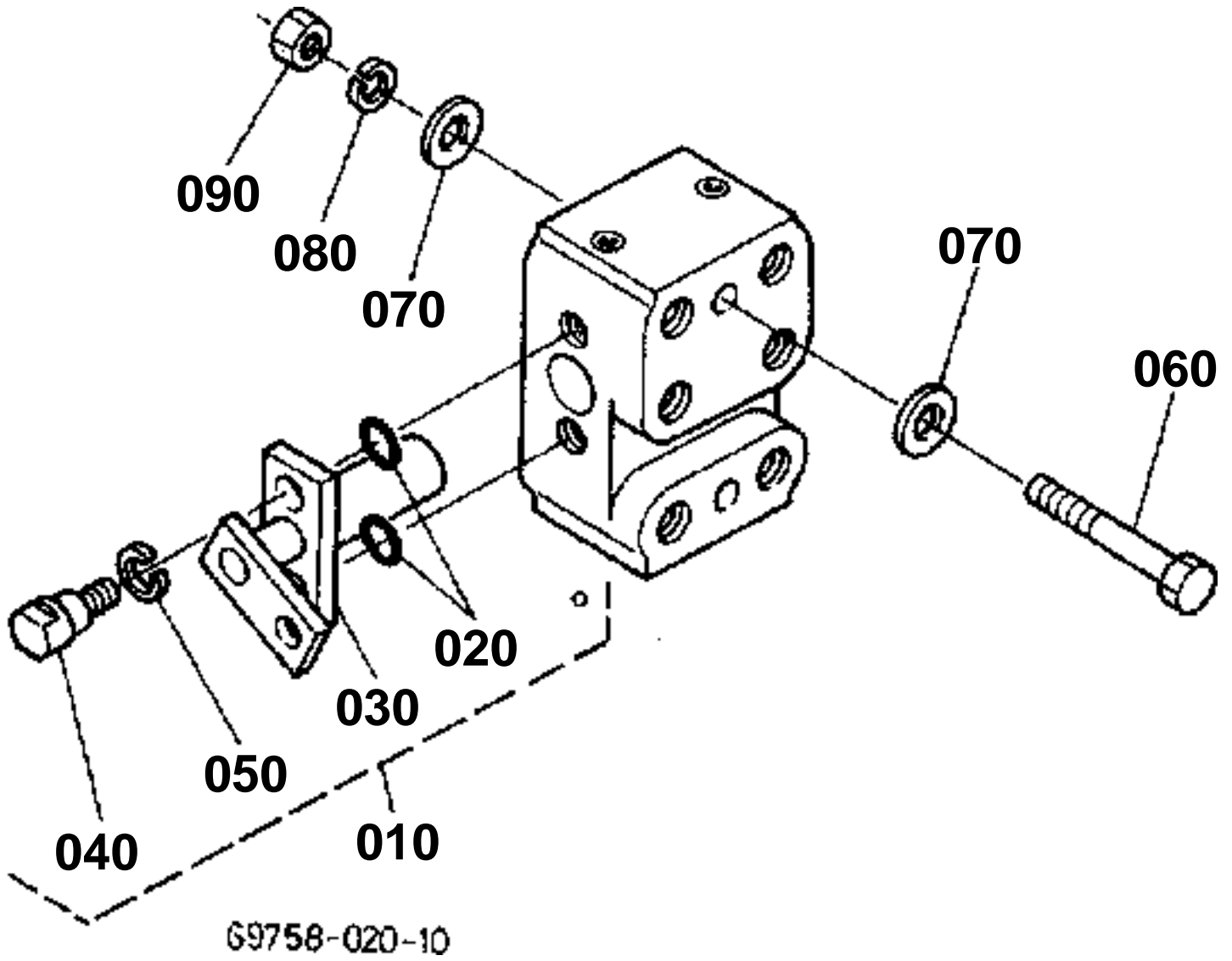


CHANGE VALVE
S.No.;<=55527

↔ Interchangeable; ≠ not interchangeable; ← new for old; → old for new

REF.No	Part No.	Description	Q'ty	S.No.	I/C	REMARKS	Weight (kgf)	Weight (lb)
010	68621-96500	ASSY VALVE CHANGE	1				4	8.8
020	68621-96510	BODY CHANGE VALVE	1				3.5	7.7
030	68311-96524	SPOOL	2				0.14	0.308
040	04811-40080	O RING	2				0.001	0.0022
050	04811-40110	O RING	4				0.001	0.0022
060	68311-96492	RING BACK UP	2				0.001	0.0022
070	68621-96950	PLATE	1				0.04	0.088
080	68311-96540	ROD	2				0.005	0.011
090	04811-00090	O RING	2				0.001	0.0022
100	68311-96550	PLUG	2				0.014	0.0308
110	04811-00090	O RING	2				0.001	0.0022
120	68311-96563	PLUG	6				0.005	0.011
130	68311-13380	PLUG	3				0.003	0.0066
140	68621-96580	COVER	1				0.1	0.22
150	01123-60816	BOLT	4				0.01	0.022
160	68318-96020	COLLAR	1				0.005	0.011
170	01133-61020	BOLT	3				0.02	0.044
180	68621-96960	BRACKET	1				0	0
190	01133-61020	BOLT	2				0.02	0.044
200	68301-96950	BOLT	2				0.02	0.044
210	04512-60100	WASHER SPRING	2				0.002	0.0044

CHANGE VALVE



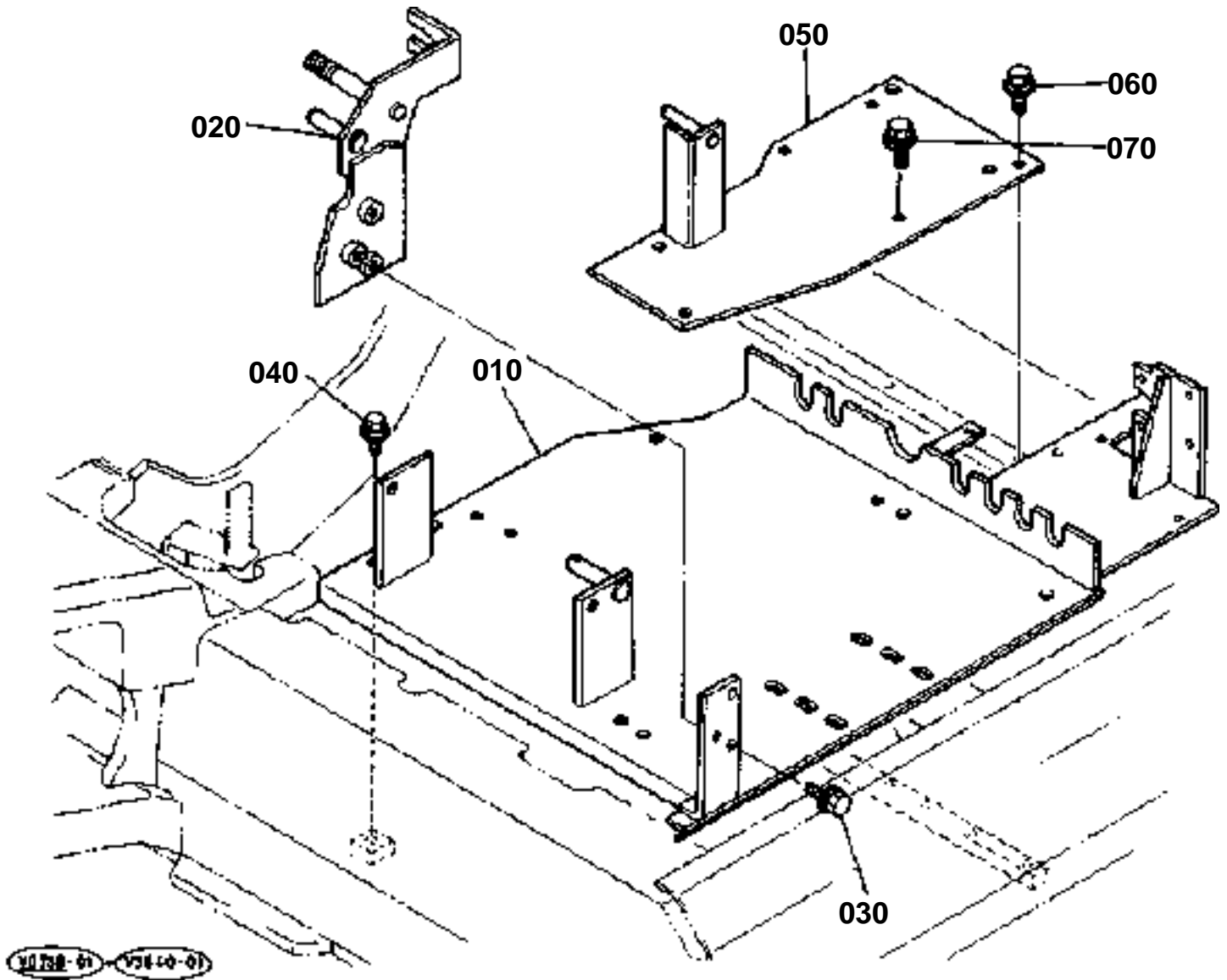


CHANGE VALVE
S.No.;>=55528

↔ Interchangeable; ≠ not interchangeable; ← new for old; → old for new

REF.No	Part No.	Description	Q'ty	S.No.	I/C	REMARKS	Weight (kgf)	Weight (lb)
010	69481-82210	VALVE CHANGE	1				0	0
020	04811-00210	O RING	2				0.001	0.0022
030	69481-85770	PLATE	1				0	0
040	69481-85780	BOLT	2				0	0
050	04512-60060	WASHER SPRING	2				0.001	0.0022
060	01173-61075	BOLT	2				0.045	0.099
070	04013-50100	WASHER PLAIN	4				0	0
080	04512-60100	WASHER SPRING	2				0.002	0.0044
090	02118-60100	NUT	2				0.006	0.0132

CONTROL LEVER (FRAME)



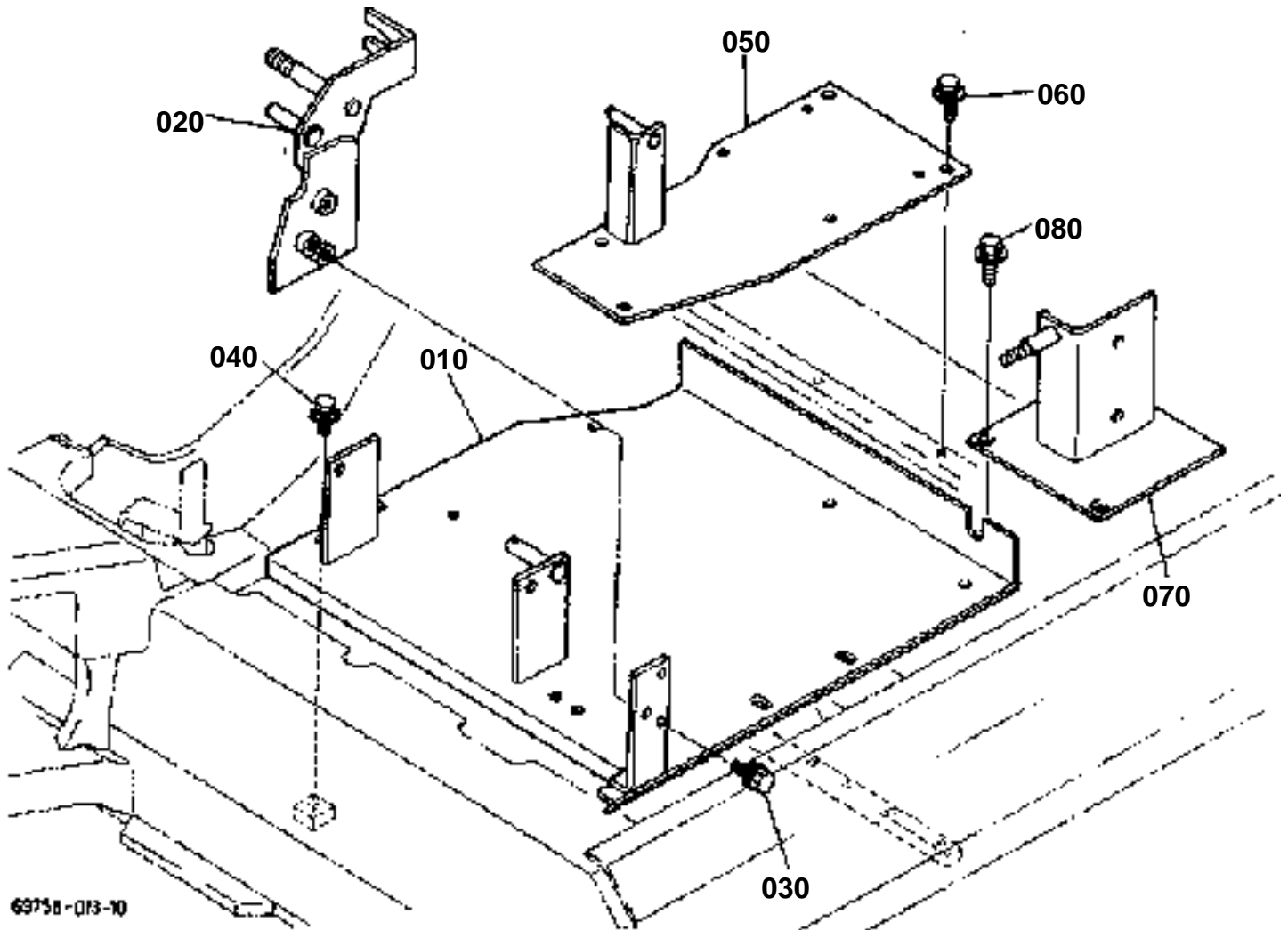


CONTROL LEVER (FRAME)
S.No.;<=55527

↔ Interchangeable; ≠ not interchangeable; ← new for old; → old for new

REF.No	Part No.	Description	Q'ty	S.No.	I/C	REMARKS	Weight (kgf)	Weight (lb)
010	69768-65110	BRACKET	1	55064			0	0
010	69768-65115	BRACKET	1	55065	≠		0	0
020	68318-65140	SUPPORT	1	55064			0	0
020	69748-65140	SUPPORT	1	55065	↔		0	0
030	01135-61020	BOLT	3				0.015	0.033
040	01135-61020	BOLT	5				0.015	0.033
050	68311-96220	BRACKET	1	55050			2.9	6.38
050	68311-96222	BRACKET	1	55051	≠		2.7	5.94
060	01135-61020	BOLT	4				0.015	0.033
070	01135-61020	BOLT	3				0.015	0.033

CONTROL LEVER (FRAME)



6975B-013-10

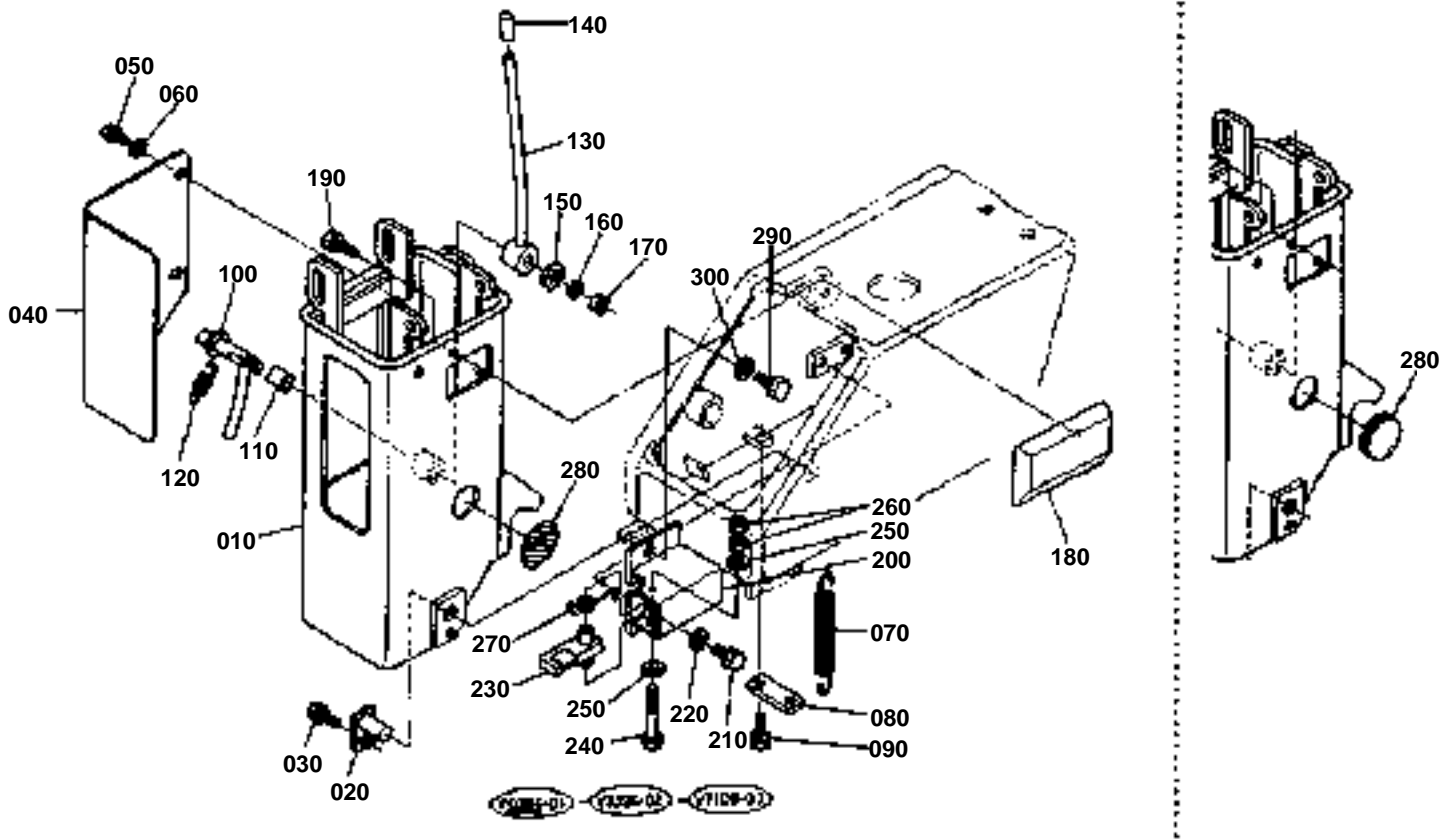
**CONTROL LEVER (FRAME)**

S.No.;>=55528

↔ Interchangeable; ≠ not interchangeable; ← new for old; → old for new

REF.No	Part No.	Description	Q'ty	S.No.	I/C	REMARKS	Weight (kgf)	Weight (lb)
010	69758-65110	BRACKET	1				0	0
020	69748-65140	SUPPORT	1	55560			0	0
020	69748-65143	SUPPORT	1	55561	←		0	0
030	01135-61020	BOLT	3				0.015	0.033
040	01135-61020	BOLT	5				0.015	0.033
050	68311-96222	BRACKET	1				2.7	5.94
060	01135-61020	BOLT	4				0.015	0.033
070	69731-83110	BRACKET	1				0	0
080	01135-61020	BOLT	3				0.015	0.033

CONTROL LEVER (BOX LH)

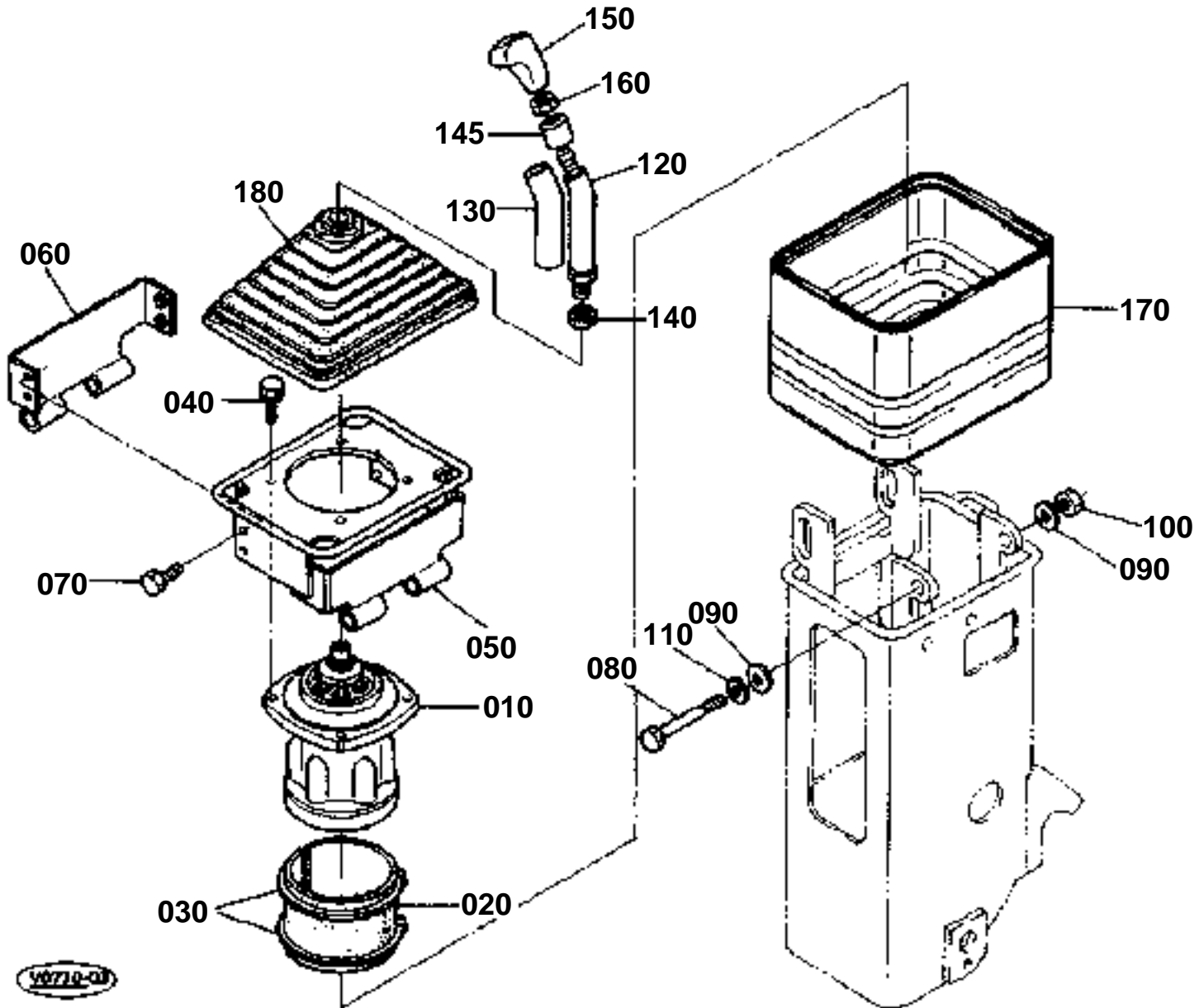


**CONTROL LEVER (BOX LH)**

↔ Interchangeable; ≠ not interchangeable; ← new for old; → old for new

REF.No	Part No.	Description	Q'ty	S.No.	I/C	REMARKS	Weight (kgf)	Weight (lb)
010	68311-96240	BOX LH	1	55064			4.08	8.976
010	69741-96240	BOX LH	1	55065	↔		0	0
020	69741-44240	PIN	2				0	0
030	01123-60816	BOLT	2				0.01	0.022
040	69741-44220	COVER LH	1				0	0
050	03004-60612	SCREW WITH WASHER	2				0.005	0.011
060	04013-60060	WASHER PLAIN	2				0.001	0.0022
070	68311-96170	SPRING	1	55278			0.07	0.154
070	69741-96170	SPRING	1	55279	↔		0	0
080	69741-44330	STOPPER	1				0	0
090	01123-60820	BOLT	1				0.015	0.033
100	68311-44252	LEVER TILT LH	1				0.215	0.473
110	08511-01420	BUSH	1				0.007	0.0154
120	68311-44270	SPRING	1	55278			0.01	0.022
120	69741-44270	SPRING	1	55279	↔		0	0
130	68311-44280	LEVER TILT	1				0.18	0.396
140	68311-44290	CAP	1				0.01	0.022
150	04013-60100	WASHER PLAIN	1				0.004	0.0088
160	04512-60100	WASHER SPRING	1				0.002	0.0044
170	02118-60100	NUT	1				0.006	0.0132
180	68311-44490	COVER	1	55064			0.14	0.308
180	69741-44490	COVER	1	55065	↔		0	0
190	01123-60816	BOLT	2				0.01	0.022
200	68311-44310	BRACKET LH	1	55064			0.5	1.1
200	69741-44310	BRACKET LH	1	55065	↔		0	0
210	01133-61016	BOLT	2				0.018	0.0396
220	04013-60100	WASHER PLAIN	2				0.004	0.0088
230	68311-44320	LEVER LOCK	1	55064			0.11	0.242
230	69741-44320	LEVER LOCK	1	55065	↔		0	0
240	68311-44380	BOLT	1				0.03	0.066
250	04013-60080	WASHER PLAIN	2				0.002	0.0044
260	02114-60080	NUT	2				0.002	0.0044
270	68311-44430	SPRING	1				0.005	0.011
280	68311-96110	GROMMET	1	55002			0	0
280	68311-57810	LABEL	1	55003	↔		0.002	0.0044
290	01133-61016	BOLT	1				0.018	0.0396
300	04015-60100	WASHER PLAIN	1				0.015	0.033

CONTROL LEVER (LEVER LH)



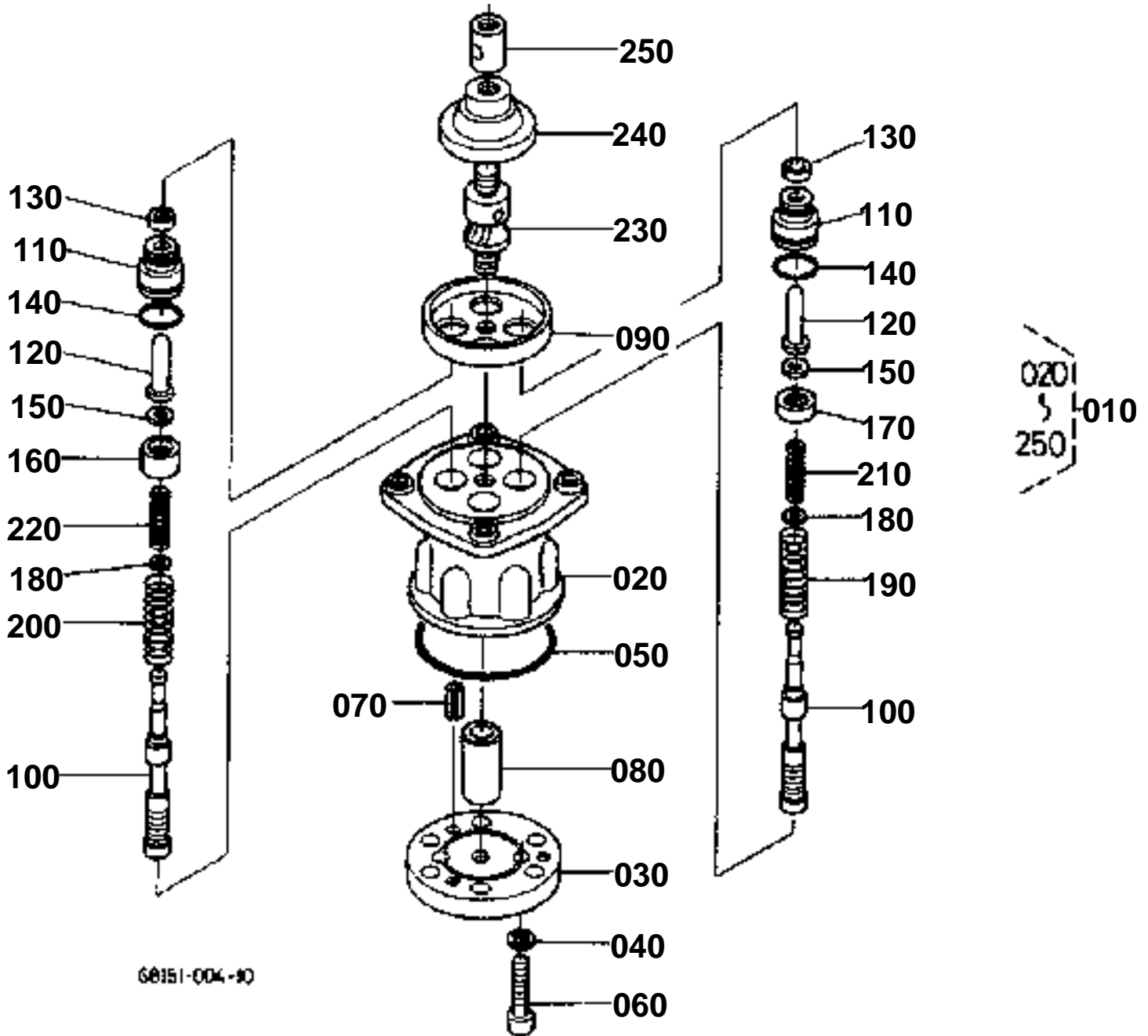


CONTROL LEVER (LEVER LH)

↔ Interchangeable; ≠ not interchangeable; ← new for old; → old for new

REF.No	Part No.	Description	Q'ty	S.No.	I/C	REMARKS	Weight (kgf)	Weight (lb)
010	68301-96160	ASSY VALVE PILOT	1	55002			4.4	9.68
010	68301-96162	ASSY VALVE PILOT	1	55003	←		0	0
020	68499-84612	PLATE PARTITION	1				0.02	0.044
030	71585-11190	BAND INLET PIPE	2				0.002	0.0044
040	01123-60820	BOLT	4				0.015	0.033
050	68191-96260	BRACKET	1	55131			0.75	1.65
050	69721-96260	BRACKET	1	55132	↔		0	0
060	68191-96330	BRACKET	1	55131			0.23	0.506
060	69721-96330	BRACKET	1	55132	↔		0	0
070	01053-60612	BOLT	4				0.006	0.0132
080	01173-61004	BOLT	2				0	0
090	04013-60100	WASHER PLAIN	4				0.004	0.0088
100	02118-60100	NUT	2				0.006	0.0132
110	04512-60100	WASHER SPRING	2				0.002	0.0044
120	68301-96060	LEVER	1	55224			0.14	0.308
120	69731-96060	LEVER	1	55225	↔		0	0
130	68301-96070	TUBE	1	55558			0	0
130	68301-96073	TUBE	1	55559	←		0.009	0.0198
140	02052-60140	NUT	1				0.018	0.0396
145	68301-96110	CAP	1				0.005	0.011
150	68499-82670	GRIP LH	1				0.14	0.308
160	02172-60120	NUT	1				0.008	0.0176
170	68191-96270	BELLOWS	1				0.2	0.44
180	68311-65350	BELLOWS	1				0.21	0.462

PILOT VALVE (COMPONENT PARTS)



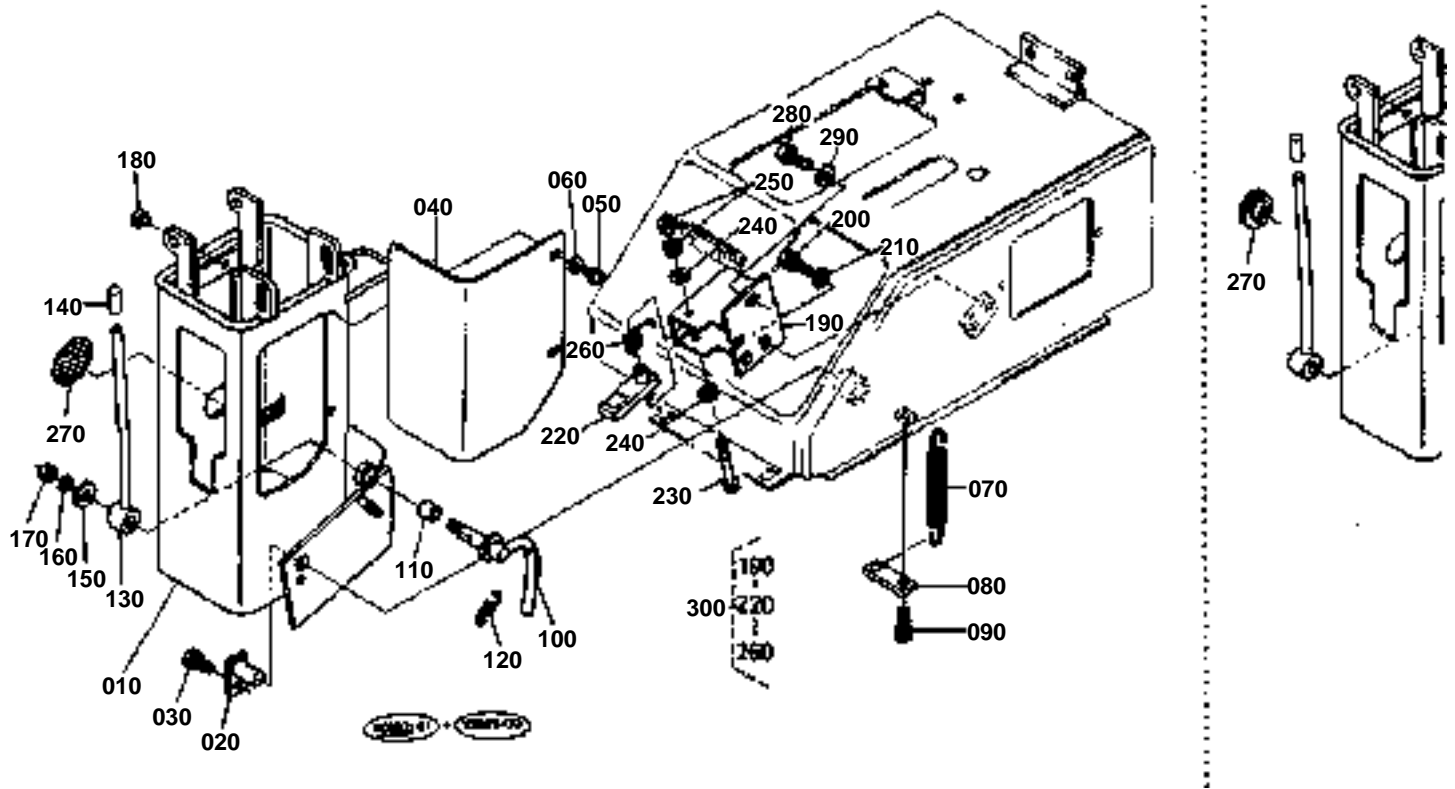


PILOT VALVE (COMPONENT PARTS)

↔ Interchangeable; ≠ not interchangeable; ← new for old; → old for new

REF.No	Part No.	Description	Q'ty	S.No.	I/C	REMARKS	Weight (kgf)	Weight (lb)
010	68301-96160	ASSY VALVE PILOT	2	55002			4.4	9.68
010	68301-96162	ASSY VALVE PILOT	2	55003	←		0	0
020	68499-85810	CASING	2				2.78	6.116
030	68499-85820	PLATE PORT	2				0.73	1.606
040	68499-85830	WASHER SEAL	4				0.001	0.0022
050	04811-10900	O RING	2				0.002	0.0044
060	01311-10830	BOLT HEX-SOC-HD	4				0.015	0.033
070	05411-00510	PIN SPRING	2				0.001	0.0022
080	68499-85840	BUSH	2				0.05	0.11
090	68499-85850	PLATE	2				0.17	0.374
100	68499-85860	SPOOL	8				0.02	0.044
110	68499-85870	PLUG	8				0.05	0.11
120	68499-85880	ROD PUSH	8				0.02	0.044
130	68499-85890	SEAL	8				0.001	0.0022
140	04810-00200	O RING	8				0.001	0.0022
150	68499-85900	WASHER 1	16				0.001	0.0022
160	68499-85910	SEAT SPRING	4				0.02	0.044
170	68191-97110	SEAT SPRING	4				0.018	0.0396
180	68499-85920	WASHER 2	8				0.001	0.0022
190	68301-97120	SPRING	4				0.011	0.0242
200	68301-97130	SPRING	4				0.014	0.0308
210	68191-97140	SPRING	4				0.002	0.0044
220	68191-97150	SPRING	4				0.002	0.0044
230	68191-97160	JOINT	2				0.1	0.22
240	68191-97170	PLATE	2				0.15	0.33
250	68499-85970	NUT ADJUSTING	2				0.06	0.132

CONTROL LEVER (BOX RH)

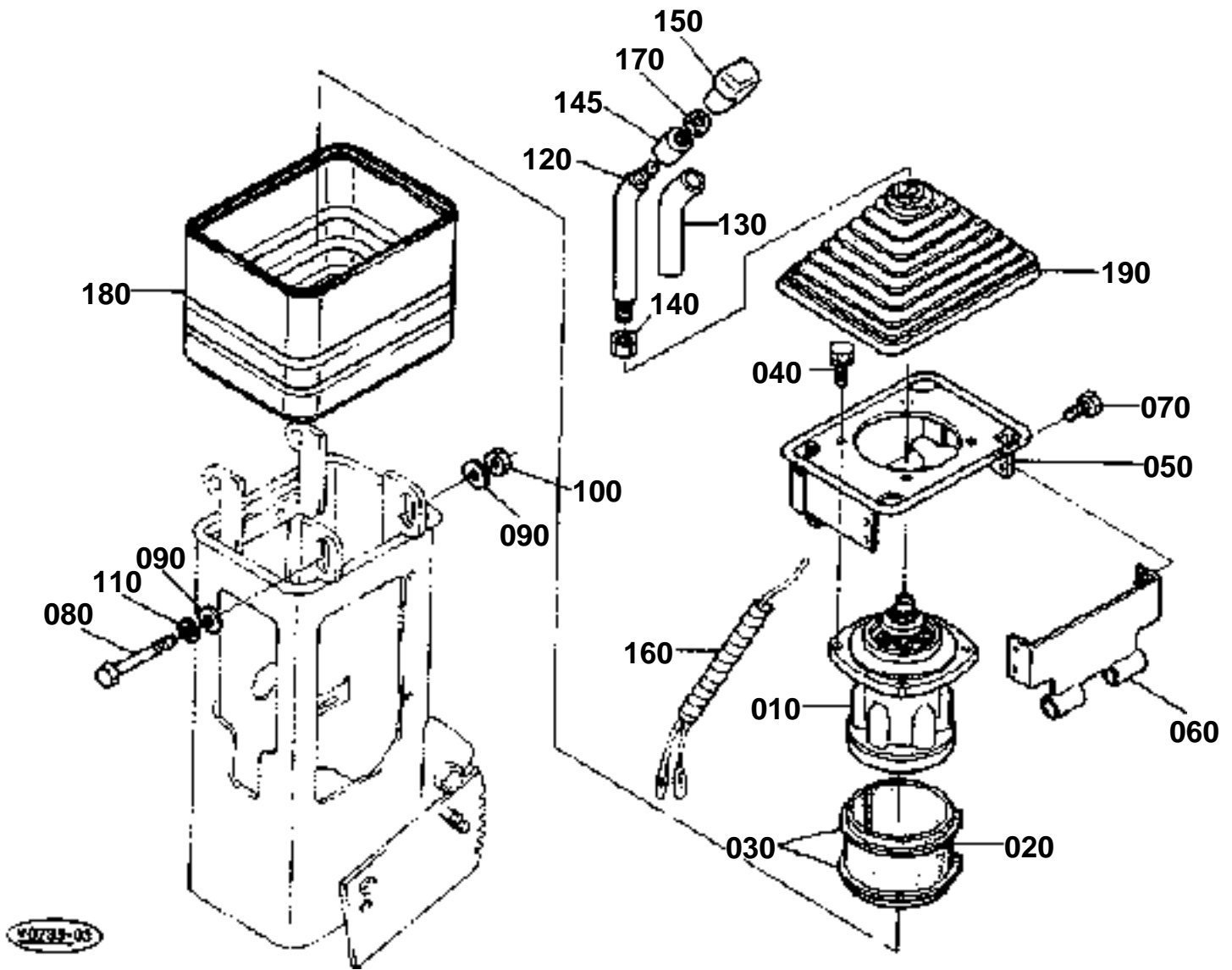


**CONTROL LEVER (BOX RH)**

↔ Interchangeable; ≠ not interchangeable; ← new for old; → old for new

REF.No	Part No.	Description	Q'ty	S.No.	I/C	REMARKS	Weight (kgf)	Weight (lb)
010	68311-96250	BOX RH	1	55064			4.02	8.844
010	69741-96250	BOX RH	1	55065	↔		0	0
020	69741-44240	PIN	2				0	0
030	01123-60816	BOLT	2				0.01	0.022
040	69741-44440	COVER RH	1				0	0
050	03004-60612	SCREW WITH WASHER	2				0.005	0.011
060	04013-60060	WASHER PLAIN	2				0.001	0.0022
070	68311-96170	SPRING	1	55278			0.07	0.154
070	69741-96170	SPRING	1	55279	↔		0	0
080	69741-44330	STOPPER	1				0	0
090	01123-60820	BOLT	1				0.015	0.033
100	68311-44422	LEVER TILT RH	1				0.19	0.418
110	08511-01420	BUSH	1				0.007	0.0154
120	68311-44270	SPRING	1	55278			0.01	0.022
120	69741-44270	SPRING	1	55279	↔		0	0
130	68311-44280	LEVER TILT	1				0.18	0.396
140	68311-44290	CAP	1				0.01	0.022
150	04013-60100	WASHER PLAIN	1				0.004	0.0088
160	04512-60100	WASHER SPRING	1				0.002	0.0044
170	02118-60100	NUT	1				0.006	0.0132
180	90545-11340	PLUG	2				0.002	0.0044
190	68311-44343	BRACKET RH	1	55064			0.6	1.32
190	69741-44343	BRACKET RH	1	55065	↔		0	0
200	01133-61016	BOLT	2				0.018	0.0396
210	04013-60100	WASHER PLAIN	2				0.004	0.0088
220	68311-44320	LEVER LOCK	1	55064			0.11	0.242
220	69741-44320	LEVER LOCK	1	55065	↔		0	0
230	68311-44380	BOLT	1				0.03	0.066
240	04013-60080	WASHER PLAIN	2				0.002	0.0044
250	02114-60080	NUT	2				0.002	0.0044
260	68311-44430	SPRING	1	55411			0.005	0.011
260	69741-44430	SPRING	1	55412	↔		0	0
270	68311-96110	GROMMET	1	55002	↔		0	0
270	68311-57810	LABEL	1	55003	↔		0.002	0.0044
280	01133-61016	BOLT	1				0.018	0.0396
290	04015-60100	WASHER PLAIN	1				0.015	0.033
300	68311-44400	ASSY BRACKET RH	1	55064			0.75	1.65
300	69741-44400	ASSY BRACKET RH	1	55065	↔		0	0

CONTROL LEVER (LEVER RH)



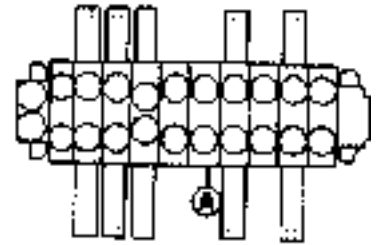
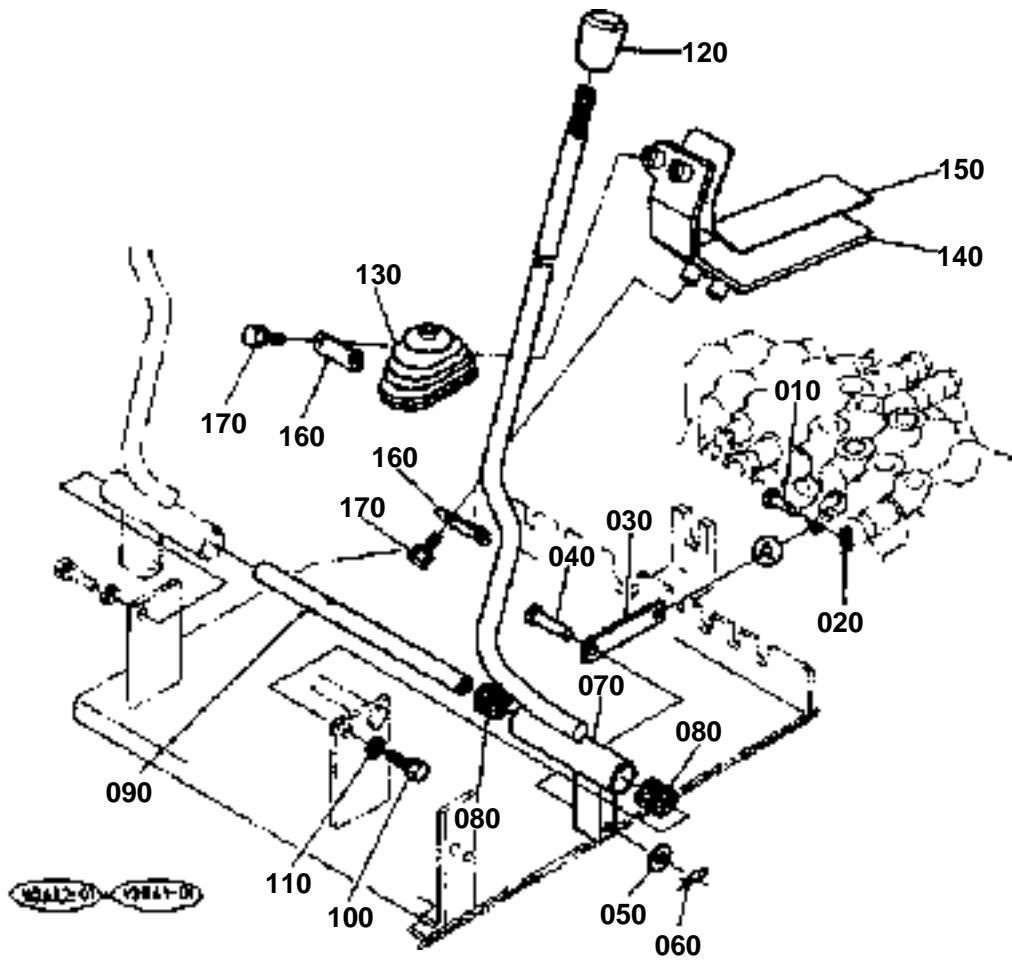


CONTROL LEVER (LEVER RH)

↔ Interchangeable; ≠ not interchangeable; ← new for old; → old for new

REF.No	Part No.	Description	Q'ty	S.No.	I/C	REMARKS	Weight (kgf)	Weight (lb)
010	68301-96160	ASSY VALVE PILOT	1				4.4	9.68
020	68499-84612	PLATE PARTITION	1				0.02	0.044
030	71585-11190	BAND INLET PIPE	2				0.002	0.0044
040	01123-60820	BOLT	4				0.015	0.033
050	68191-96260	BRACKET	1	55064			0.75	1.65
050	69721-96260	BRACKET	1	55065	↔		0	0
060	68191-96330	BRACKET	1	55064			0.23	0.506
060	69721-96330	BRACKET	1	55065	↔		0	0
070	01053-60612	BOLT	4				0.006	0.0132
080	01173-61004	BOLT	2				0	0
090	04013-60100	WASHER PLAIN	4				0.004	0.0088
100	02118-60100	NUT	2				0.006	0.0132
110	04512-60100	WASHER SPRING	2				0.002	0.0044
120	68301-96060	LEVER	1	55224			0.14	0.308
120	69731-96060	LEVER	1	55225	↔		0	0
130	68301-96070	TUBE	1	55558			0	0
130	68301-96073	TUBE	1	55559	←		0.009	0.0198
140	02052-60140	NUT	1				0.018	0.0396
145	68301-96110	CAP	1				0.005	0.011
150	68499-82680	GRIP RH	1				0	0
160	68271-65940	TUBE VINYL	1				0.001	0.0022
170	02172-60120	NUT	1				0.008	0.0176
180	68191-96270	BELLOWS	1				0.2	0.44
190	68311-65350	BELLOWS	1				0.21	0.462

CONTROL LEVER (TRAVEL LH)



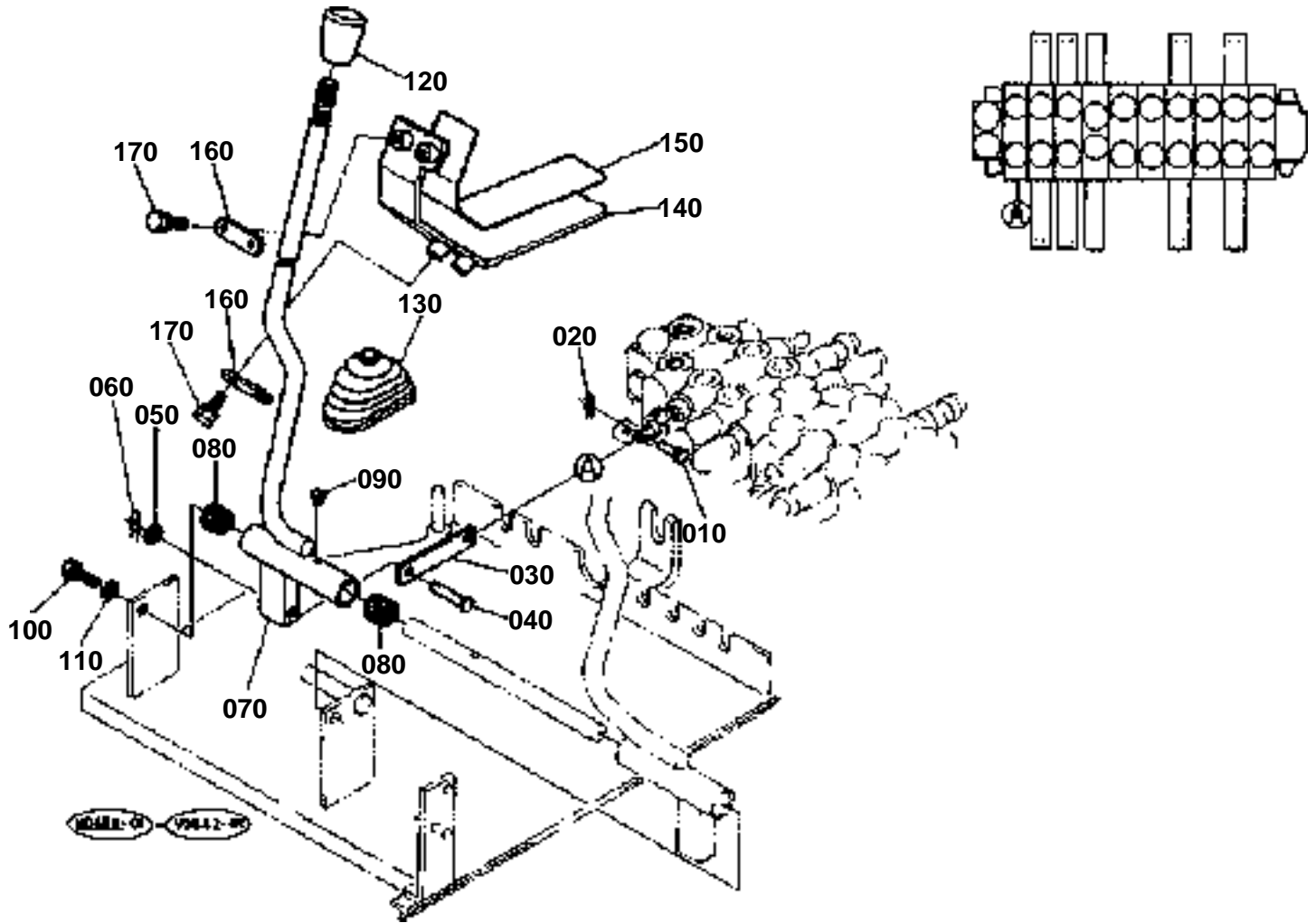


CONTROL LEVER (TRAVEL LH)

↔ Interchangeable; ≠ not interchangeable; ← new for old; → old for new

REF.No	Part No.	Description	Q'ty	S.No.	I/C	REMARKS	Weight (kgf)	Weight (lb)
010	68021-32790	PIN	1				0.004	0.0088
020	05525-50500	PIN SNAP	1				0	0
030	68311-65520	PLATE	1	55064			0.054	0.1188
030	69741-65520	PLATE	1	55065	↔		0	0
040	05122-51045	PIN JOINT	1				0	0
050	04013-60100	WASHER PLAIN	1				0.004	0.0088
060	05525-51000	PIN SNAP	1				0	0
070	68398-65570	LEVER TRAVEL LH	1				1.35	2.97
080	68741-65360	BEARING NEEDLE	2	55560			0.02	0.044
080	69441-65360	BEARING NEEDLE	2	55561	↔		0	0
090	68391-65550	PIN	1	55064			0.5	1.1
090	69761-65550	PIN	1	55065	↔		0	0
100	01176-61025	BOLT	1				0.02	0.044
110	04512-60100	WASHER SPRING	1				0.002	0.0044
120	59470-17850	GRIP	1				0.062	0.1364
130	69481-65160	RUBBER BELLOWS	1				0	0
140	68318-65610	PEDAL DRIVE LH	1				0.95	2.09
150	68311-92192	STOPPER	1				0.02	0.044
160	68318-65630	PLATE PEDAL	2				0.05	0.11
170	01123-60820	BOLT	4				0.015	0.033

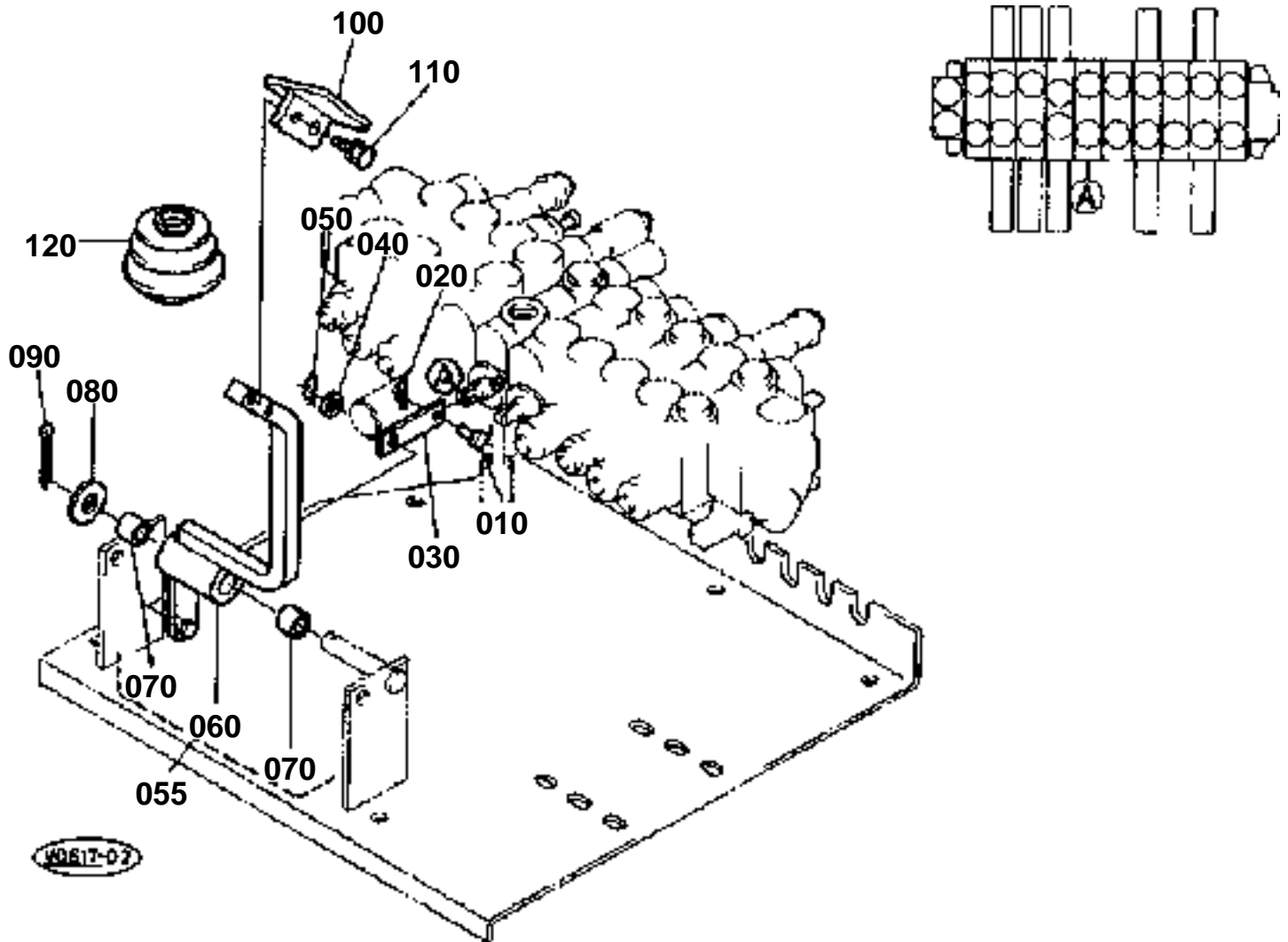
CONTROL LEVER (TRAVEL RH)



**CONTROL LEVER (TRAVEL RH)**

↔ Interchangeable; ≠ not interchangeable; ← new for old; → old for new

REF.No	Part No.	Description	Q'ty	S.No.	I/C	REMARKS	Weight (kgf)	Weight (lb)
010	68021-32790	PIN	1				0.004	0.0088
020	05525-50500	PIN SNAP	1				0	0
030	68311-65520	PLATE	1	55064			0.054	0.1188
030	69741-65520	PLATE	1	55065	↔		0	0
040	05122-51045	PIN JOINT	1				0	0
050	04013-60100	WASHER PLAIN	1				0.004	0.0088
060	05525-51000	PIN SNAP	1				0	0
070	68398-65580	LEVER TRAVEL RH	1				1.28	2.816
080	68741-65360	BEARING NEEDLE	2	55560			0.02	0.044
080	69441-65360	BEARING NEEDLE	2	55561	↔		0	0
090	68741-65430	CAP	1	55411			0.001	0.0022
090	69441-65430	CAP	1	55412	↔		0	0
100	01176-61025	BOLT	1				0.02	0.044
110	04512-60100	WASHER SPRING	1				0.002	0.0044
120	59470-17850	GRIP	1				0.062	0.1364
130	69481-65160	RUBBER BELLOWS	1				0	0
140	68318-65620	PEDAL DRIVE RH	1				0.96	2.112
150	68311-92192	STOPPER	1				0.02	0.044
160	68318-65630	PLATE PEDAL	2				0.05	0.11
170	01123-60820	BOLT	4				0.015	0.033



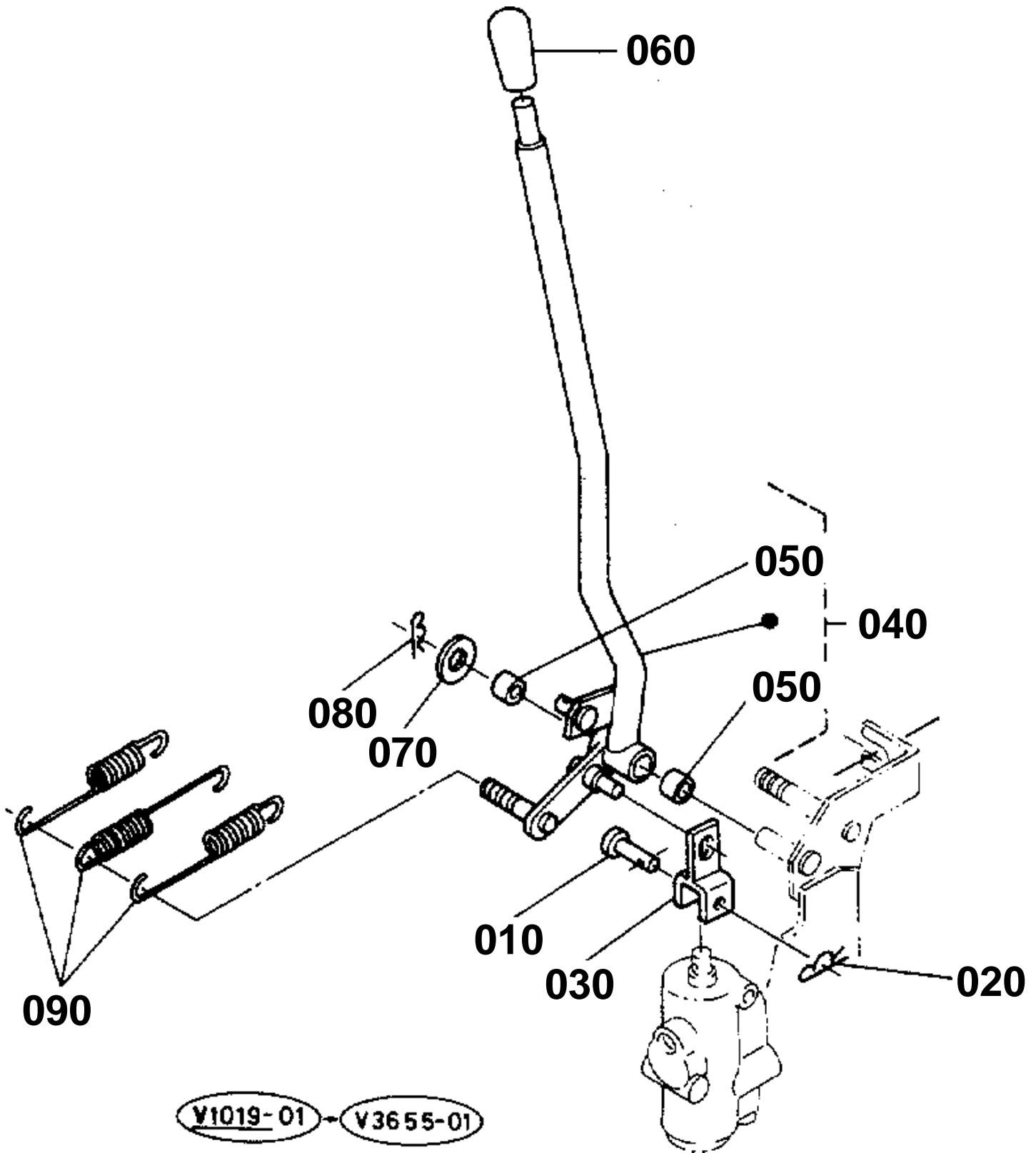


CONTROL TRAVEL PEDAL

↔ Interchangeable; ≠ not interchangeable; ← new for old; → old for new

REF.No	Part No.	Description	Q'ty	S.No.	I/C	REMARKS	Weight (kgf)	Weight (lb)
010	68021-32790	PIN	1				0.004	0.0088
020	05525-50500	PIN SNAP	1				0	0
030	68651-65520	PLATE	1	55064			0.03	0.066
030	69781-65520	PLATE	1	55065	↔		0	0
040	04013-60100	WASHER PLAIN	1				0.004	0.0088
050	05525-51000	PIN SNAP	1				0	0
055	68658-65500	ASSY LEVER	1	55064			1.2	2.64
055	69788-65500	ASSY LEVER	1	55065	↔		0	0
060	68658-65530	LEVER	1	55064			1.03	2.266
060	69788-65530	LEVER	1	55065	↔		0	0
070	08511-01615	BUSH	2				0.01	0.022
080	04013-60160	WASHER PLAIN	1				0.01	0.022
090	05511-50425	PIN SPLIT	1				0.003	0.0066
100	68658-65590	PEDAL	1	55260			0	0
100	69788-65590	PEDAL	1	55261	↔		0	0
110	01123-60825	BOLT	2				0.012	0.0264
120	69481-65160	RUBBER BELLOWS	1				0	0

CONTROL LEVER (SAFETY LOCK LEVER)



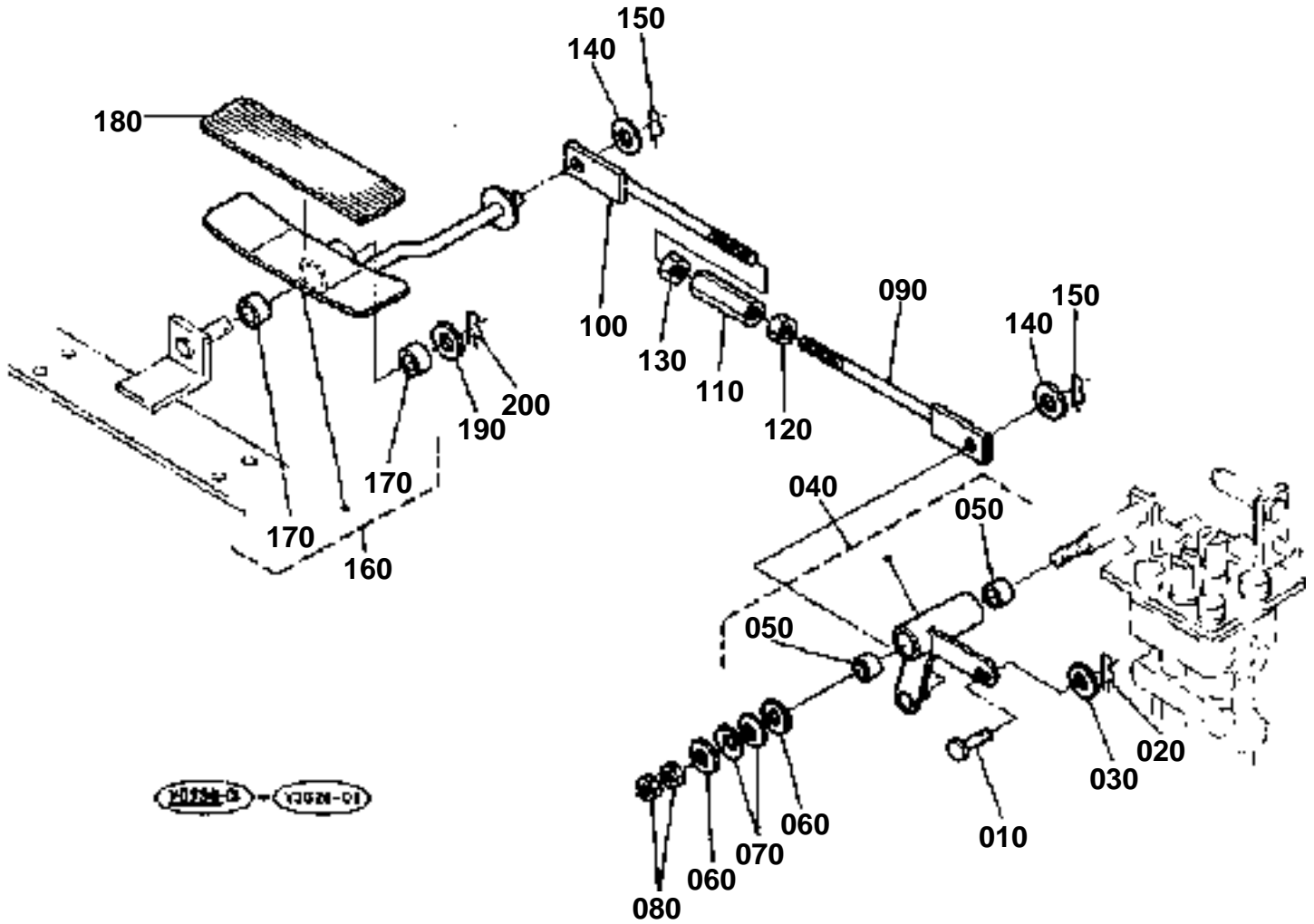


CONTROL LEVER (SAFETY LOCK LEVER)

↔ Interchangeable; ≠ not interchangeable; ← new for old; → old for new

REF.No	Part No.	Description	Q'ty	S.No.	I/C	REMARKS	Weight (kgf)	Weight (lb)
010	68161-65362	PIN JOINT	1				0.001	0.0022
020	05525-50500	PIN SNAP	1				0	0
030	68318-65850	LINK	1	55278			0.04	0.088
030	68151-65970	LINK	1	55279	↔		0.05	0.11
040	68318-65700	ASSY LEVER LOCK LH	1				0.71	1.562
050	08511-01210	BUSH	2				0.005	0.011
060	37300-24560	GRIP LEVER	1				0.02	0.044
070	04013-60120	WASHER PLAIN	1				0.01	0.022
080	05525-51200	PIN SNAP	1				0.003	0.0066
090	68318-65870	SPRING	3	55278			0.04	0.088
090	69748-65870	SPRING	3	55279	↔		0	0

CONTROL PEDAL (SWIVEL/SWING CHANGE)



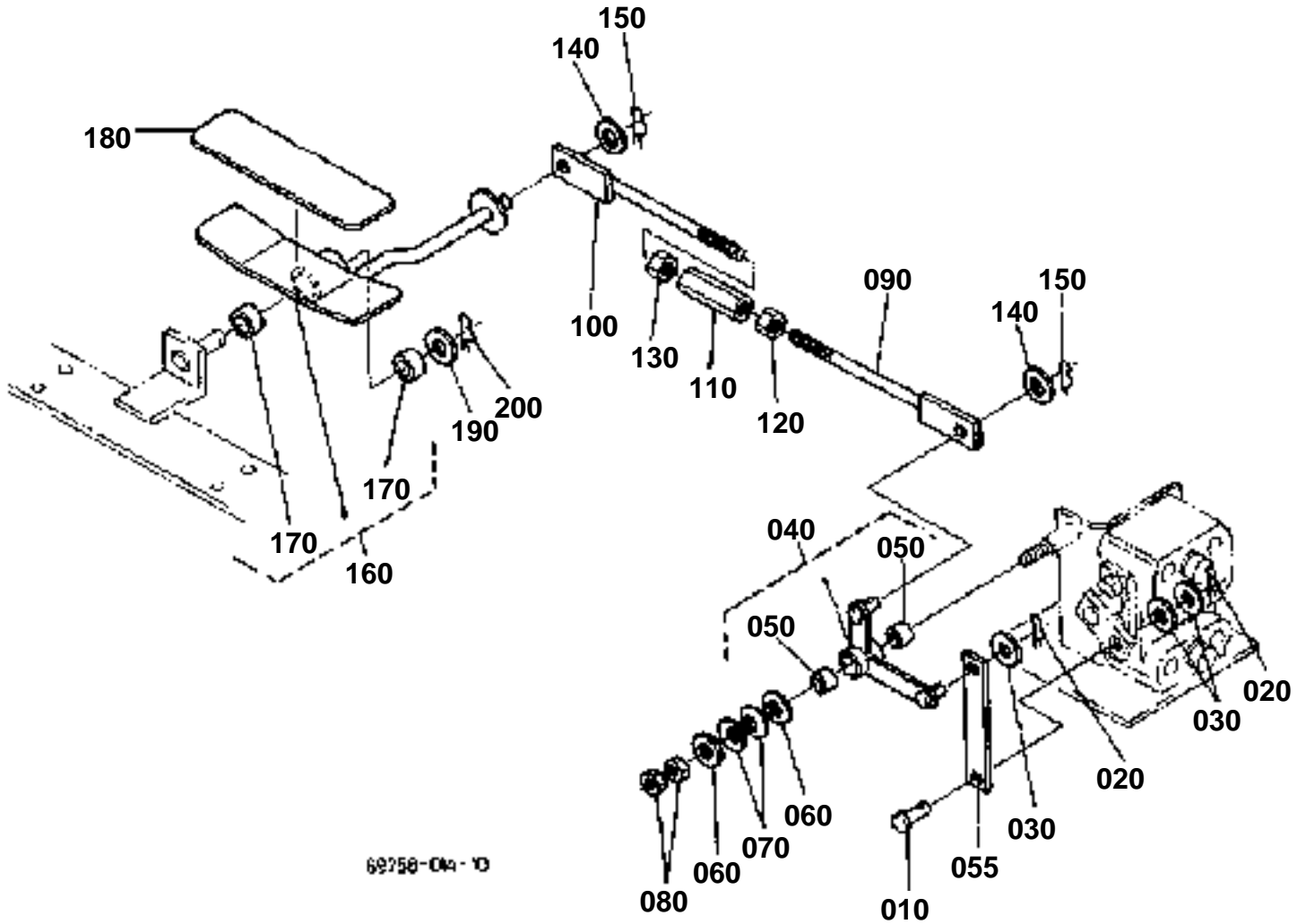


CONTROL PEDAL (SWIVEL/SWING CHANGE)
S.No.;<=55527

↔ Interchangeable; ≠ not interchangeable; ← new for old; → old for new

REF.No	Part No.	Description	Q'ty	S.No.	I/C	REMARKS	Weight (kgf)	Weight (lb)
010	68191-65610	PIN JOINT	1				0.001	0.0022
020	05525-50500	PIN SNAP	1				0	0
030	04012-50050	WASHER PLAIN	1				0.001	0.0022
040	68311-96900	ASSY LEVER	1				0.02	0.044
050	08511-01215	BUSH	2				0.005	0.011
060	04013-60100	WASHER PLAIN	2				0.004	0.0088
070	69421-65740	SPRING	2				0	0
080	02118-60100	NUT	2				0.006	0.0132
090	68301-96080	ROD	1	55064			0.1	0.22
090	69731-96080	ROD	1	55065	↔		0	0
100	68301-96090	ROD (L)	1	55064			0.1	0.22
100	69731-96090	ROD (L)	1	55065	↔		0	0
110	32350-28980	TURNBUCKLE	1				0.124	0.2728
120	02118-60100	NUT	1				0.006	0.0132
130	68011-32680	NUT LOCK	1				0.006	0.0132
140	04013-60100	WASHER PLAIN	2				0.004	0.0088
150	05525-51000	PIN SNAP	2				0	0
160	68311-96600	ASSY PEDAL CHANGE	1				0.45	0.99
170	08511-01410	BUSH	2				0.005	0.011
180	68311-65730	STOPPER	1	55064			0.03	0.066
180	69741-65730	STOPPER	1	55065	↔		0	0
190	04011-50140	WASHER PLAIN	1				0.007	0.0154
200	05525-51400	PIN SNAP	1				0.005	0.011

CONTROL PEDAL (SWIVEL/SWING CHANGE)



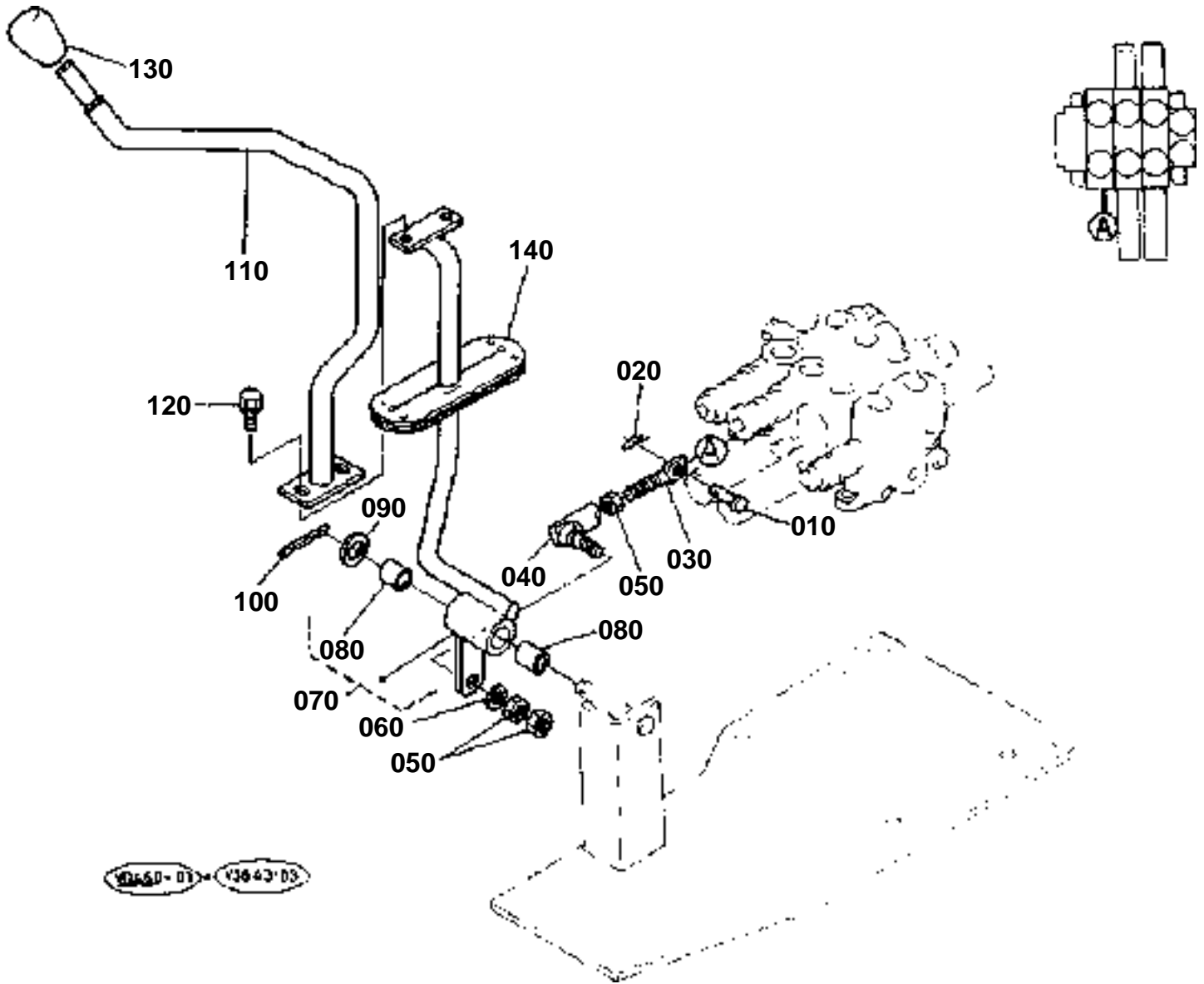
**CONTROL PEDAL (SWIVEL/SWING CHANGE)**

S.No.;>=55528

↔ Interchangeable; ≠ not interchangeable; ← new for old; → old for new

REF.No	Part No.	Description	Q'ty	S.No.	I/C	REMARKS	Weight (kgf)	Weight (lb)
010	05122-51020	PIN JOINT	1				0	0
020	05525-51000	PIN SNAP	2				0	0
030	04013-60100	WASHER PLAIN	3				0.004	0.0088
040	69731-83800	ASSY LEVER	1				0	0
050	08511-01210	BUSH	2				0.005	0.011
055	69731-83820	PLATE	1				0	0
060	04013-60100	WASHER PLAIN	2				0.004	0.0088
070	69421-65740	SPRING	2				0	0
080	02118-60100	NUT	2				0.006	0.0132
090	69731-96080	ROD	1				0	0
100	69731-96090	ROD (L)	1				0	0
110	32350-28980	TURNBUCKLE	1				0.124	0.2728
120	02118-60100	NUT	1				0.006	0.0132
130	68011-32680	NUT LOCK	1				0.006	0.0132
140	04013-60100	WASHER PLAIN	2				0.004	0.0088
150	05525-51000	PIN SNAP	2				0	0
160	68311-96600	ASSY PEDAL CHANGE	1				0.45	0.99
170	08511-01410	BUSH	2				0.005	0.011
180	69741-65730	STOPPER	1				0	0
190	04011-50140	WASHER PLAIN	1				0.007	0.0154
200	05525-51400	PIN SNAP	1				0.005	0.011

CONTROL LEVER (BLADE)



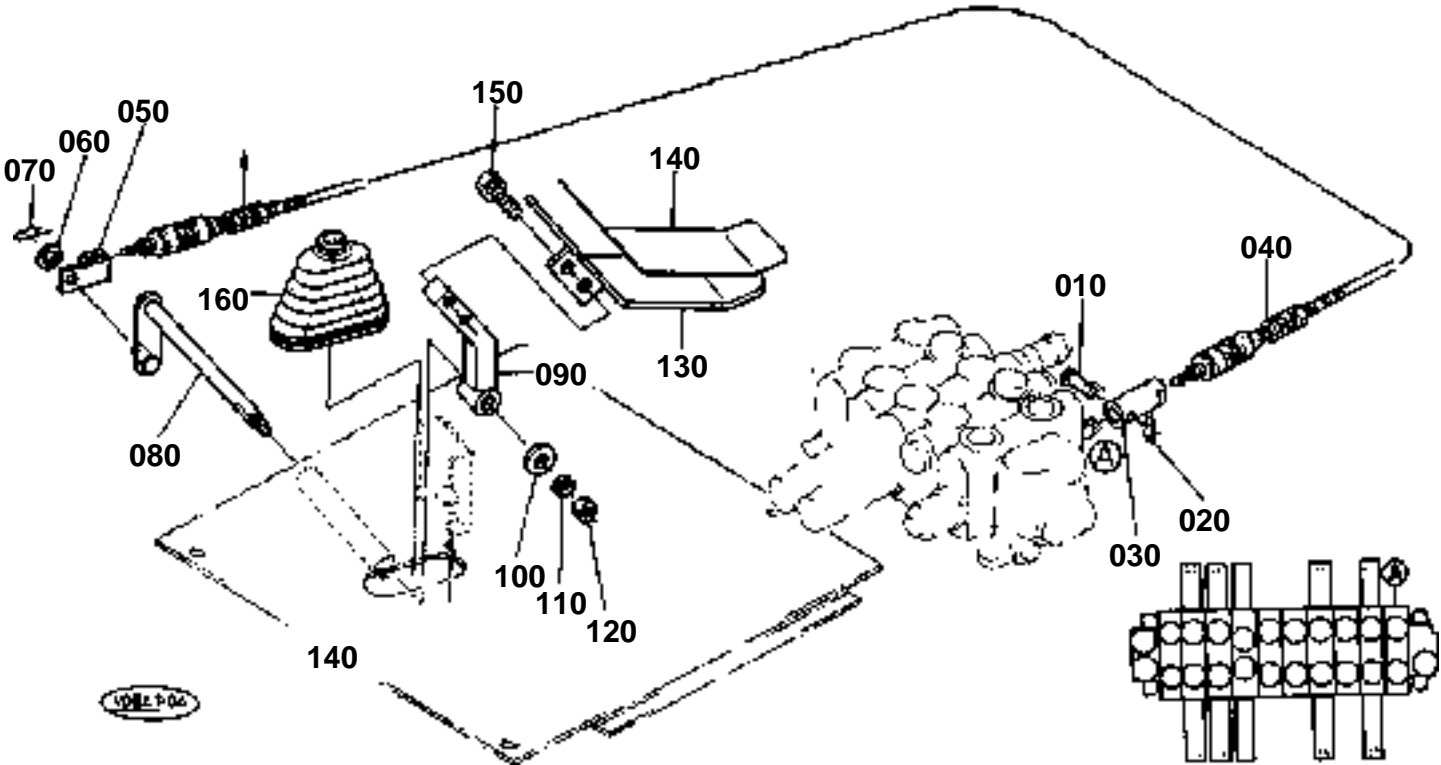


CONTROL LEVER (BLADE)

↔ Interchangeable; ≠ not interchangeable; ← new for old; → old for new

REF.No	Part No.	Description	Q'ty	S.No.	I/C	REMARKS	Weight (kgf)	Weight (lb)
010	68021-32790	PIN	1				0.004	0.0088
020	05525-50500	PIN SNAP	1				0	0
030	68711-65310	ROD CONTROL	1				0.025	0.055
040	68221-34330	END ROD RH	1				0.1	0.22
050	02118-60100	NUT	3				0.006	0.0132
060	04512-60100	WASHER SPRING	1				0.002	0.0044
070	68391-65760	ASSY LEVER DOZER	1				1	2.2
080	08511-01615	BUSH	2				0.01	0.022
090	04011-50160	WASHER PLAIN	1				0	0
100	05511-50425	PIN SPLIT	1				0.003	0.0066
110	68318-65790	LEVER DOZER	1				0.54	1.188
120	01123-60816	BOLT	2				0.01	0.022
130	59470-17850	GRIP	1				0.062	0.1364
140	68311-65810	GROMMET	1				0.03	0.066

CONTROL LEVER (S/P)



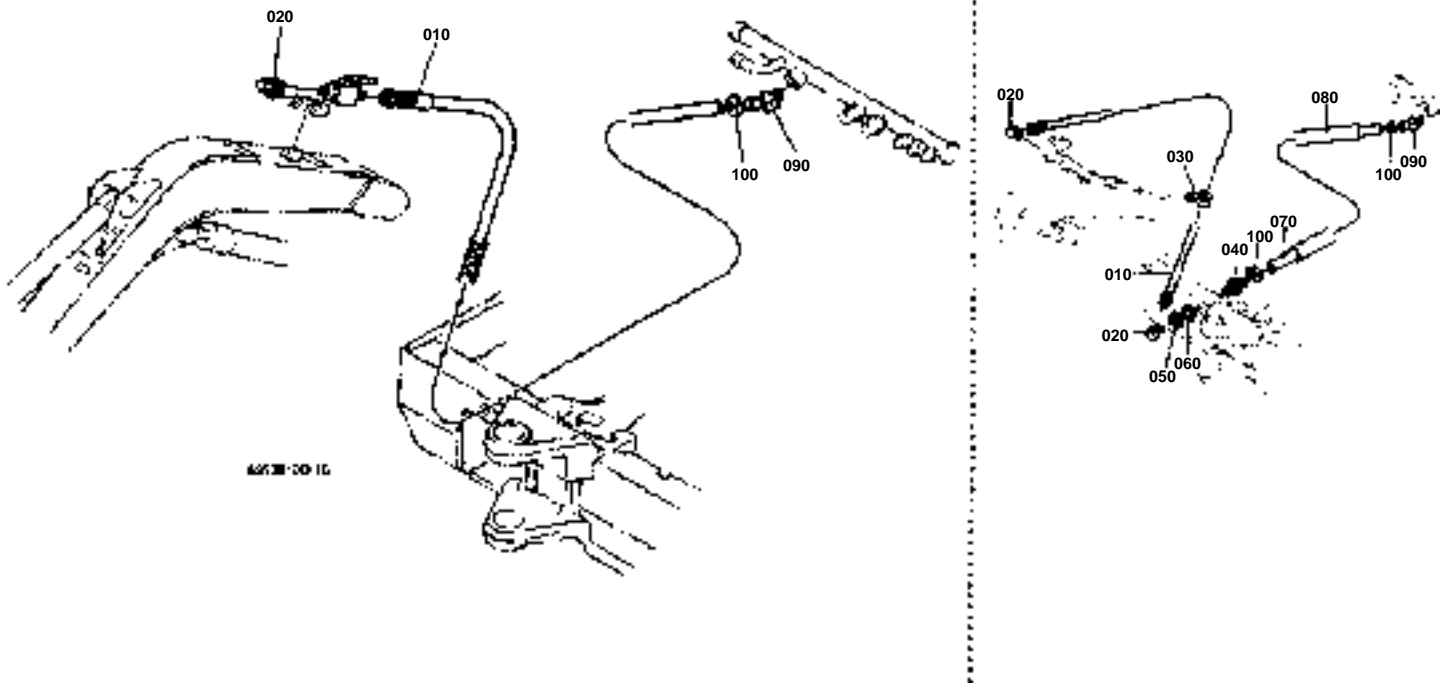


CONTROL LEVER (S/P)

↔ Interchangeable; ≠ not interchangeable; ← new for old; → old for new

REF.No	Part No.	Description	Q'ty	S.No.	I/C	REMARKS	Weight (kgf)	Weight (lb)
010	68161-65362	PIN JOINT	1				0.001	0.0022
020	05525-50500	PIN SNAP	1				0	0
030	68311-65212	ADAPTER	1	55064			0.11	0.242
030	69741-65212	ADAPTER	1	55065	↔		0	0
040	68311-65560	CABLE	1				0.9	1.98
050	68151-65750	ADAPTER	1				0.04	0.088
060	04013-60100	WASHER PLAIN	1				0.004	0.0088
070	05525-51000	PIN SNAP	1				0	0
080	68311-92150	LEVER	1	55064			0.27	0.594
080	69741-92150	LEVER	1	55065	↔		0	0
090	68318-92160	LEVER	1				0.3	0.66
100	04013-60080	WASHER PLAIN	1				0.002	0.0044
110	04512-60080	WASHER SPRING	1				0.002	0.0044
120	02114-60080	NUT	1				0.002	0.0044
130	69748-92180	PEDAL	1				0	0
140	68311-92192	STOPPER	1	55002			0.02	0.044
140	68311-92170	STOPPER	1	55003	←		0.015	0.033
140	69741-92172	STOPPER	1	55065	↔		0	0
150	01123-60820	BOLT	2				0.015	0.033
160	69481-65160	RUBBER BELLOWS	1				0	0

OIL PIPING (THIRD LINE)

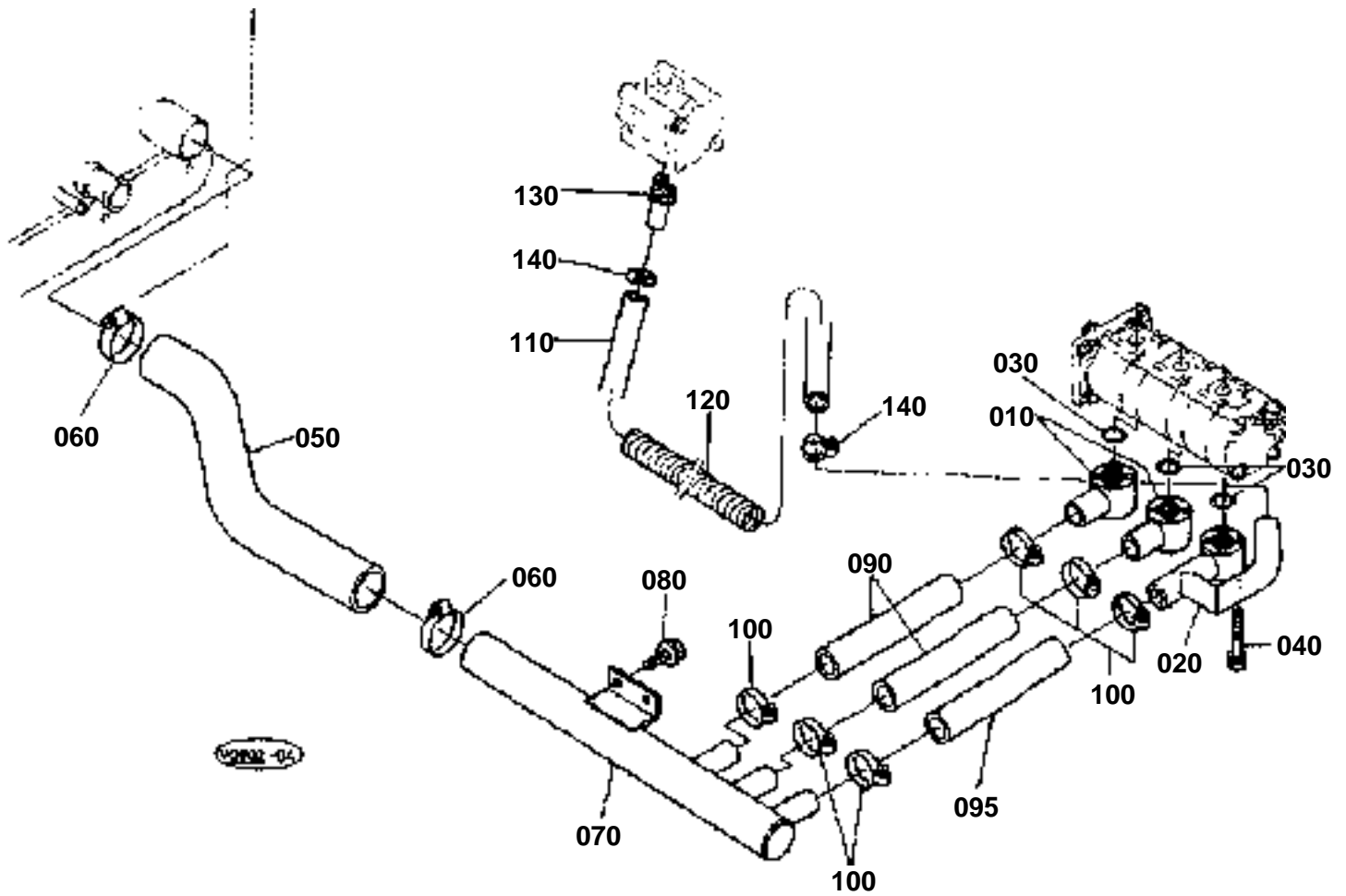


**OIL PIPING (THIRD LINE)**

↔ Interchangeable; ≠ not interchangeable; ← new for old; → old for new

REF.No	Part No.	Description	Q'ty	S.No.	I/C	REMARKS	Weight (kgf)	Weight (lb)
010	68398-93610	HOSE	1	55064			0.6	1.32
010	69768-93610	HOSE	1	55065	↔		0	0
010	69788-93610	HOSE	1	55593	≠		0	0
020	68841-64130	ADAPTER	2	55592			0.15	0.33
020	69728-92550	ADAPTER	1	55593	≠		0	0
030	90038-11170	CLAMP	1	55592	←		0.025	0.055
040	68311-93680	ADAPTER	1	55064			0.18	0.396
040	69741-93680	ADAPTER	1	55065	↔		0	0
040	69741-93680	ADAPTER	1	55592			0	0
050	68311-93690	NUT	1	55592			0.05	0.11
060	04011-50280	WASHER PLAIN	1	55592			0	0
070	69481-63380	HOSE	1	55592			0	0
080	68191-93630	TUBE	1	55131			0.25	0.55
080	69721-93630	TUBE	1	55132	↔		0	0
080	69721-93630	TUBE	1	55592			0	0
090	68651-93670	JOINT(T/-)	1	55064			0.1	0.22
090	69741-93670	JOINT(T/-)	1	55065	↔		0	0
090	69741-64270	JOINT PIPE	1	55593	≠		0	0
100	68311-72810	HOSE CLAMP(-)	2	55002	≠		0.02	0.044
100	69741-72810	HOSE CLAMP(-)	2	55003	↔		0	0
100	69481-11160	HOSE CLAMP	1	55593	≠		0	0

OIL PIPING (SUCTION)

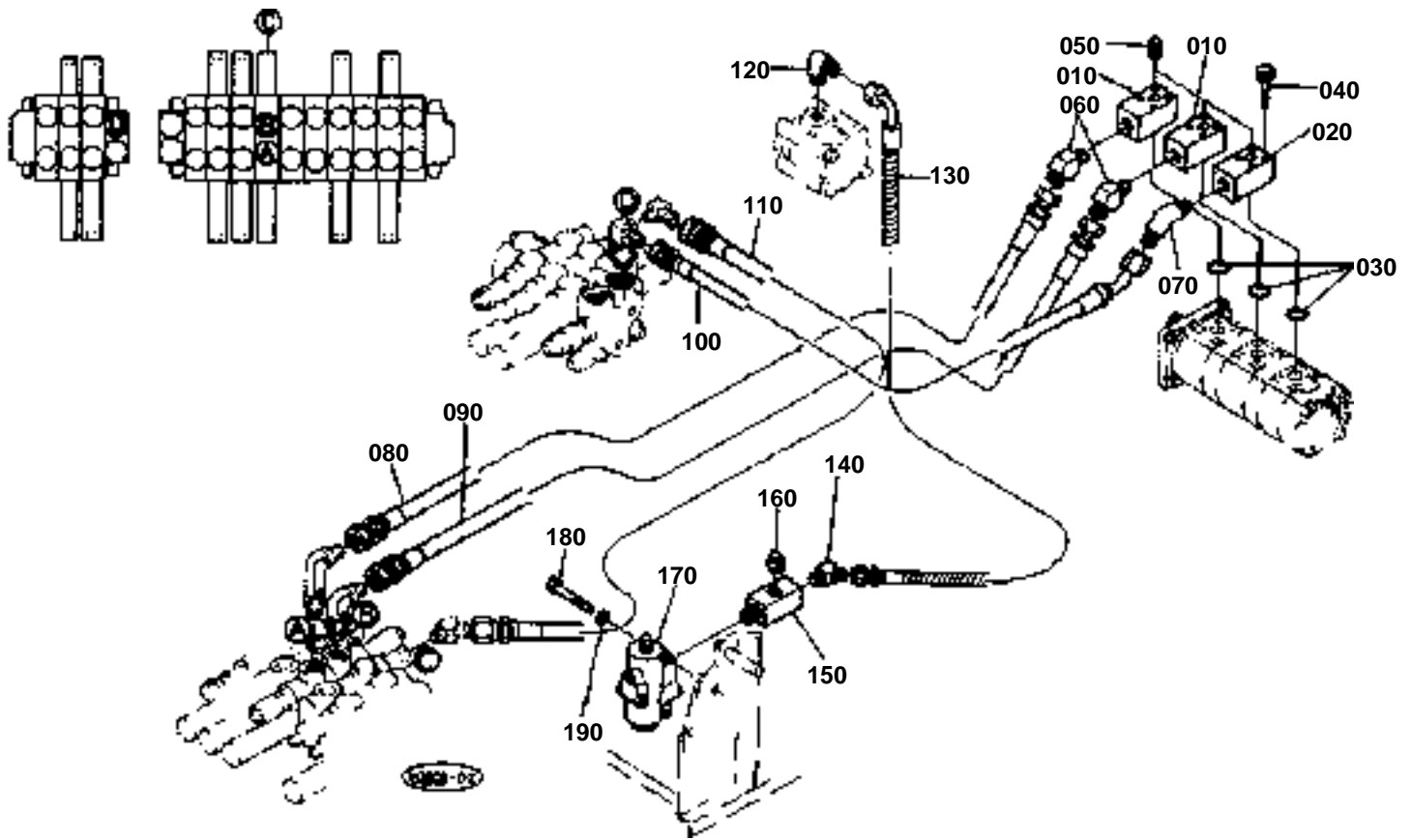


**OIL PIPING (SUCTION)**

↔ Interchangeable; ≠ not interchangeable; ← new for old; → old for new

REF.No	Part No.	Description	Q'ty	S.No.	I/C	REMARKS	Weight (kgf)	Weight (lb)
010	68391-63140	FLANGE SUCTION	2	55439			0.78	1.716
010	69761-63140	FLANGE SUCTION	2	55440	←		0	0
020	68651-96410	FLANGE SUCTION	1	55184			0.86	1.892
020	68651-96412	FLANGE SUCTION	1	55185	≠		1.294	2.8468
020	69781-96412	FLANGE SUCTION	1	55440	↔		0	0
030	04811-10240	O RING	3				0.001	0.0022
040	01023-60655	BOLT	12				0.013	0.0286
050	68651-63110	HOSE SUCTION	1				1.2	2.64
060	36919-04590	CLIP HOSE	4	55260	≠		0.05	0.11
060	36919-04590	CLIP HOSE	2	55261			0.05	0.11
070	68651-63120	PIPE SUCTION	1				4.5	9.9
080	01135-61025	BOLT	2				0.04	0.088
090	68651-63130	HOSE SUCTION	3	55184			0.33	0.726
090	68651-63130	HOSE SUCTION	2	55185			0.33	0.726
095	68651-96440	HOSE SUCTION	1	55185			0.25	0.55
100	68311-72830	HOSE CLAMP(-)	12	55002			0.03	0.066
100	69741-72830	HOSE CLAMP(-)	12	55003	↔		0	0
100	68741-72830	HOSE CLAMP(-)	6	55261			0	0
110	69781-96420	HOSE	1	55184			0	0
110	69781-96422	HOSE	1	55185	≠		0	0
120	68311-96430	TUBE SPIRAL	1				0.05	0.11
130	69254-63170	JOINT SUCTION PIPE	1	55184			0.15	0.33
130	68651-96430	JOINT SUCTION PIPE	1	55185	≠		0.27	0.594
140	68311-72830	HOSE CLAMP(-)	4	55002			0.03	0.066
140	69741-72830	HOSE CLAMP(-)	4	55003	↔		0	0
140	69741-72830	HOSE CLAMP(-)	2	55261			0	0

OIL PIPING (DELIVERY)

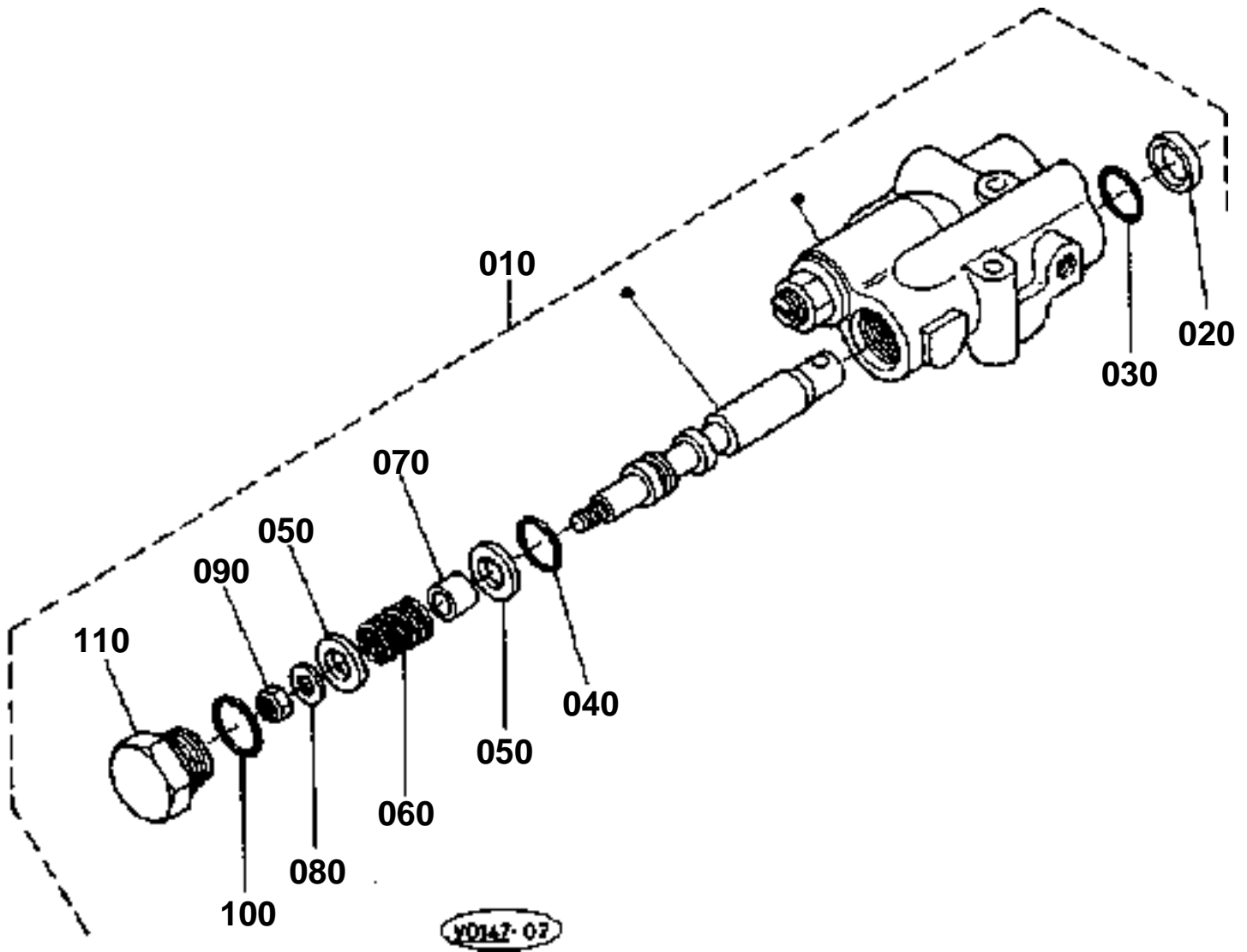


**OIL PIPING (DELIVERY)**

↔ Interchangeable; ≠ not interchangeable; ← new for old; → old for new

REF.No	Part No.	Description	Q'ty	S.No.	I/C	REMARKS	Weight (kgf)	Weight (lb)
010	68741-63290	FLANGE	2	55439			0.57	1.254
010	69441-63290	FLANGE	2	55440	↔		0	0
020	68741-63310	FLANGE	1	55024			0.6	1.32
020	68741-63290	FLANGE	1	55025	≠		0.57	1.254
020	69441-63290	FLANGE	1	55440	↔		0	0
030	04810-00200	O RING	3				0.001	0.0022
040	01023-60650	BOLT	12				0.015	0.033
050	06312-10030	PLUG	3				0.029	0.0638
060	68131-61750	ELBOW	2				0.11	0.242
070	68331-63140	ELBOW ADAPTER	1	55024			0.07	0.154
070	68191-92560	ADAPTER	1	55025	≠		0.1	0.22
080	68651-63233	HOSE	1	55064			1.4	3.08
080	69781-63233	HOSE	1	55065	↔		0	0
090	68651-63243	HOSE	1	55064			0.4	0.88
090	69781-63243	HOSE	1	55065	↔		0	0
100	68651-63250	HOSE	1	55064			0.94	2.068
100	69781-63250	HOSE	1	55065	↔		0	0
110	68311-96750	HOSE	1	55064			0.22	0.484
110	69741-96750	HOSE	1	55065	↔		0	0
120	68499-83710	ADAPTER	1				0.08	0.176
130	68651-96760	HOSE	1	55064			0.7	1.54
130	69781-96760	HOSE	1	55065	↔		0	0
140	68499-83720	ADAPTER	1				0.06	0.132
150	68311-96310	JOINT PIPE	1	55064			0.22	0.484
150	69741-96310	JOINT PIPE	1	55065	↔		0	0
160	06312-10030	PLUG	1				0.029	0.0638
170	68499-82222	VALVE UNLOAD	1				1.24	2.728
180	01053-60645	BOLT	2				0.01	0.022
190	04512-60060	WASHER SPRING	2				0.001	0.0022

OIL PIPING (UNLOAD VALVE) (COMPONENT PARTS)



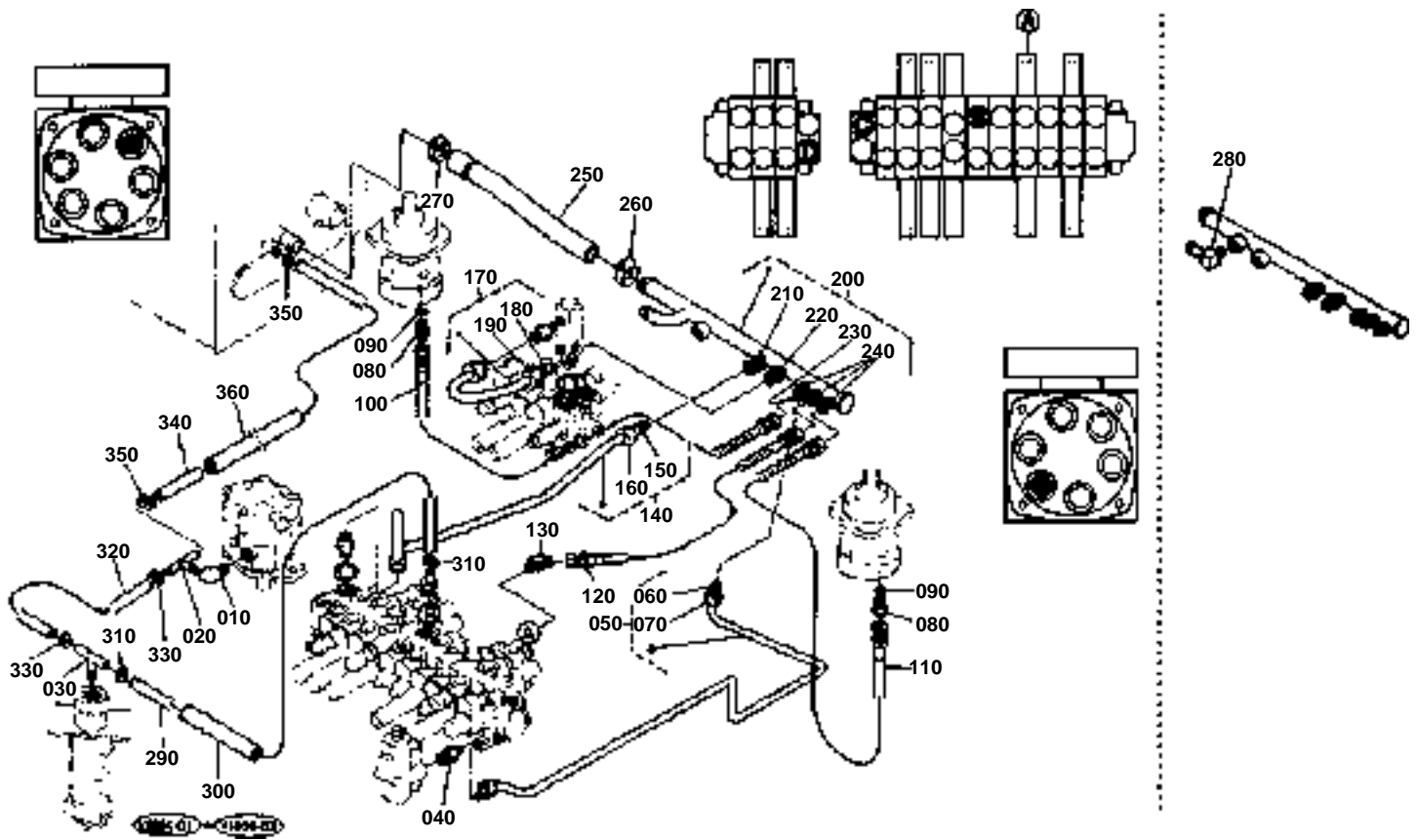


OIL PIPING (UNLOAD VALVE) (COMPONENT PARTS)

↔ Interchangeable; ≠ not interchangeable; ← new for old; → old for new

REF.No	Part No.	Description	Q'ty	S.No.	I/C	REMARKS	Weight (kgf)	Weight (lb)
010	68499-82222	VALVE UNLOAD	1				1.24	2.728
020	68499-85710	SCRAPER	1				0.001	0.0022
030	04810-00140	O RING	1				0.001	0.0022
040	04811-06100	O RING	1				0.001	0.0022
050	68499-85720	WASHER	2				0.001	0.0022
060	68499-85730	SPRING RETURN	1				0.01	0.022
070	68499-85740	COLLAR	1				0.01	0.022
080	04013-50060	WASHER PLAIN	1				0	0
090	68499-85750	NUT LOCK	1				0.001	0.0022
100	04811-00200	O RING	1				0.001	0.0022
110	68499-85760	PLUG	1				0.055	0.121

OIL PIPING (RETURN C/V TANK)

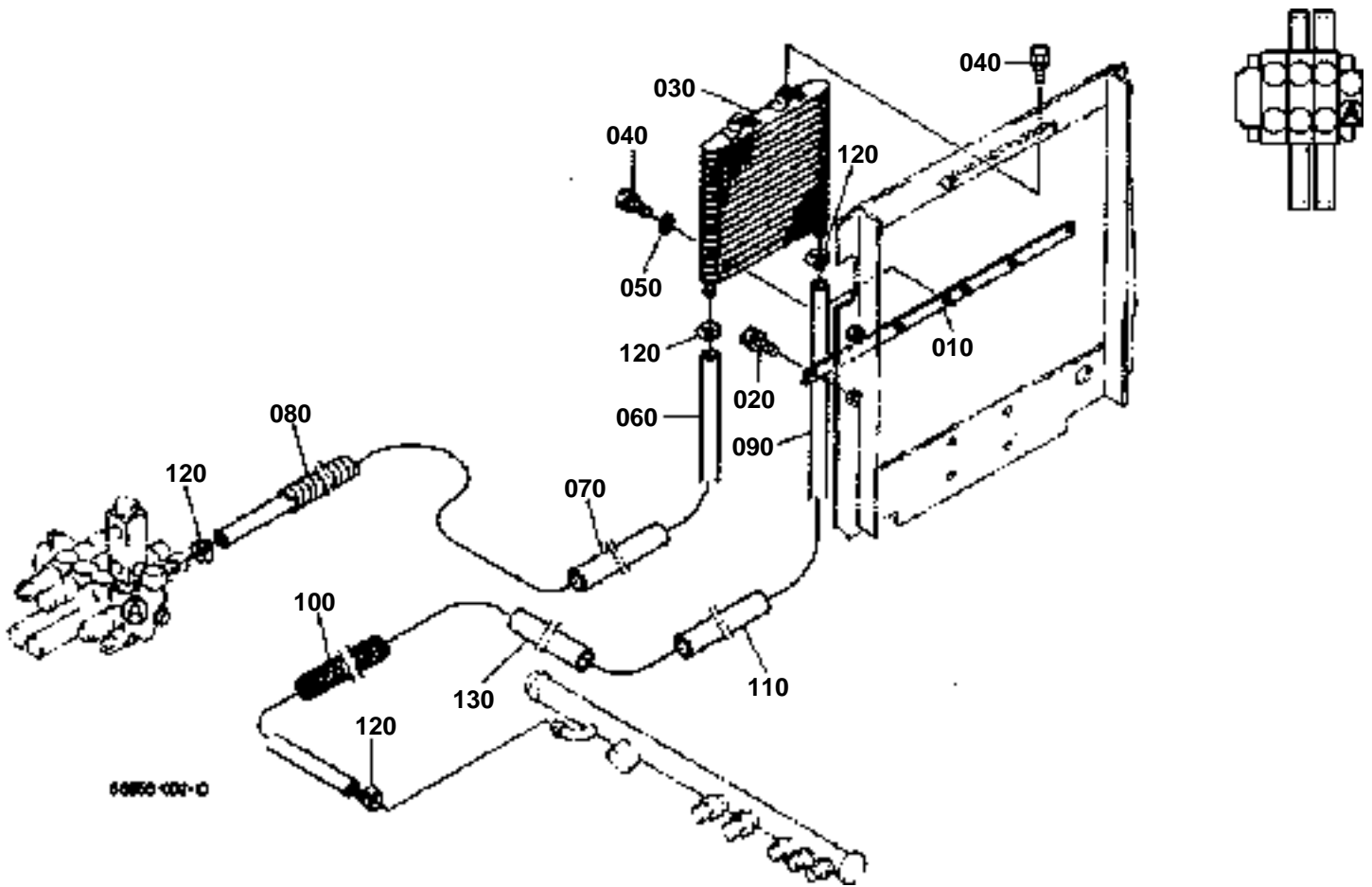


**OIL PIPING (RETURN C/V TANK)**

↔ Interchangeable; ≠ not interchangeable; ← new for old; → old for new

REF.No	Part No.	Description	Q'ty	S.No.	I/C	REMARKS	Weight (kgf)	Weight (lb)
010	68171-68710	ADAPTER	1				0.063	0.1386
020	68111-63720	TEE ADAPTER	1	55592			0.08	0.176
020	69481-63562	T-JOINT	1	55593	≠		0	0
030	68111-63720	TEE ADAPTER	1				0.08	0.176
040	68721-68490	BODY	1	55064			0	0
040	69421-68490	BODY	1	55065	↔		0	0
050	68651-96610	PIPE HYDRAULIC	1	55475			0.515	1.133
050	69788-96610	PIPE HYDRAULIC	1	55476	←		0	0
060	68741-68480	SLEEVE	2	55475			0	0
060	69441-68480	SLEEVE	2	55476	←		0	0
070	68741-68460	NUT	2	55475			0.024	0.0528
070	69441-68460	NUT	2	55476	←		0	0
080	69428-76150	ADAPTER	2				0	0
090	04811-00110	O RING	2				0.001	0.0022
100	68621-96790	HOSE	1	55064			0.18	0.396
100	69771-96790	HOSE	1	55065	↔		0	0
110	68621-96810	HOSE	1	55064			0.23	0.506
110	69771-96810	HOSE	1	55065	↔		0	0
120	68621-96760	HOSE	1	55064			0.18	0.396
120	69771-96760	HOSE	1	55065	↔		0	0
130	68171-76440	ADAPTER	1				0.03	0.066
140	68651-63320	PIPE HYDRAULIC	1				0.79	1.738
150	68773-68340	SLEEVE	2				0.006	0.0132
160	68773-68330	NUT	2				0.07	0.154
170	68651-96770	PIPE HYDRAULIC	1				0.31	0.682
180	68741-68490	SLEEVE	2				0.005	0.011
190	68741-68470	NUT	2				0.059	0.1298
200	68661-96590	PIPE RETURN	1	55002			0	0
200	68661-96592	PIPE RETURN	1	55003	←		1.5	3.3
210	68741-68440	BODY	1				0.08	0.176
220	68773-68360	BODY	2				0	0
230	68741-68410	BODY	2				0	0
240	68221-68770	ADAPTER	2				0	0
250	68651-63350	HOSE RETURN	1				0.37	0.814
260	68311-72830	HOSE CLAMP(-)	2	55002			0.03	0.066
260	69741-72830	HOSE CLAMP(-)	2	55003	↔		0	0
260	69741-72830	HOSE CLAMP(-)	1	55261			0	0
270	68311-72830	CLAMP HOSE	2	55002			0.03	0.066
270	69741-72830	HOSE CLAMP(-)	2	55003	↔		0	0
270	69741-72830	HOSE CLAMP(-)	1	55261			0	0
290	69701-63410	TUBE RETURN	1				0	0
300	69781-63440	TUBE	1				0	0
310	68311-72810	HOSE CLAMP(-)	2	55002	≠		0.02	0.044
310	69741-72810	HOSE CLAMP(-)	2	55003	↔		0	0
320	69751-63420	HOSE	1				0	0
330	68311-72810	HOSE CLAMP(-)	2	55002	≠		0.02	0.044
330	69741-72810	HOSE CLAMP(-)	2	55003	↔		0	0
340	69751-63430	HOSE	1				0	0
350	68311-72810	HOSE CLAMP(-)	2	55002	≠		0.02	0.044
350	69741-72810	HOSE CLAMP(-)	2	55003	↔		0	0
360	69761-63450	TUBE	1				0	0

OIL PIPING (OIL COOLER)



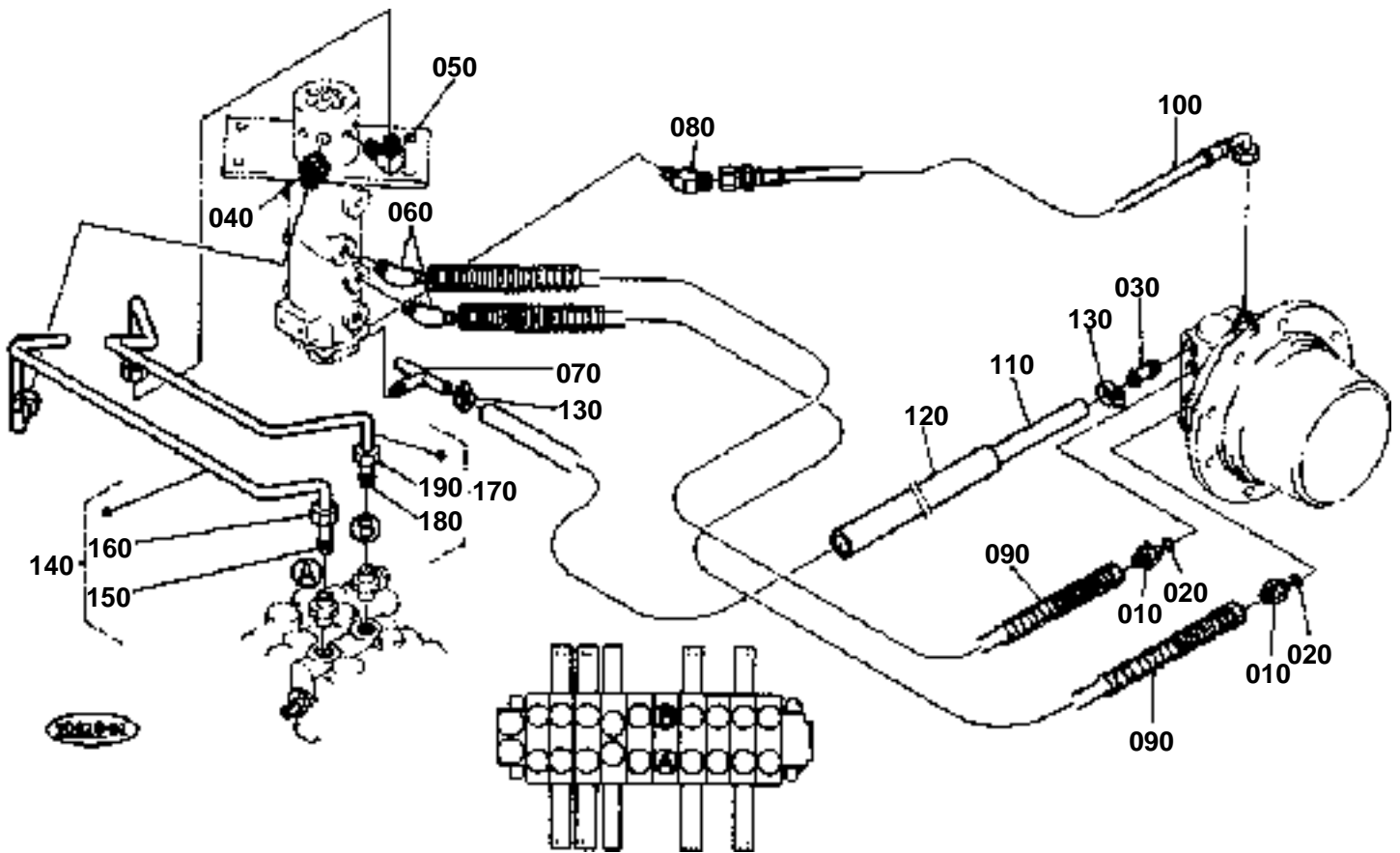


OIL PIPING (OIL COOLER)
S.No.;>=50106

↔ Interchangeable; ≠ not interchangeable; ← new for old; → old for new

REF.No	Part No.	Description	Q'ty	S.No.	I/C	REMARKS	Weight (kgf)	Weight (lb)
010	68651-64150	STAY	1				0.3	0.66
020	01123-60814	BOLT	2				0.008	0.0176
030	68328-64110	COOLER OIL	1				1.1	2.42
040	01023-60612	BOLT	4				0.008	0.0176
050	04013-60060	WASHER PLAIN	2				0.001	0.0022
060	69781-93740	HOSE	1				0	0
070	69781-63470	TUBE	1				0	0
080	68651-63450	TUBE SPIRAL	1				0.016	0.0352
090	69781-93750	HOSE	1				0	0
100	68199-46420	TUBE	1				0.02	0.044
110	69781-63480	TUBE	1				0	0
120	68311-72810	HOSE CLAMP(-)	4	55002			0.02	0.044
120	69741-72810	HOSE CLAMP(-)	4	55003	↔		0	0
130	68651-63470	TUBE	1				0.2	0.44

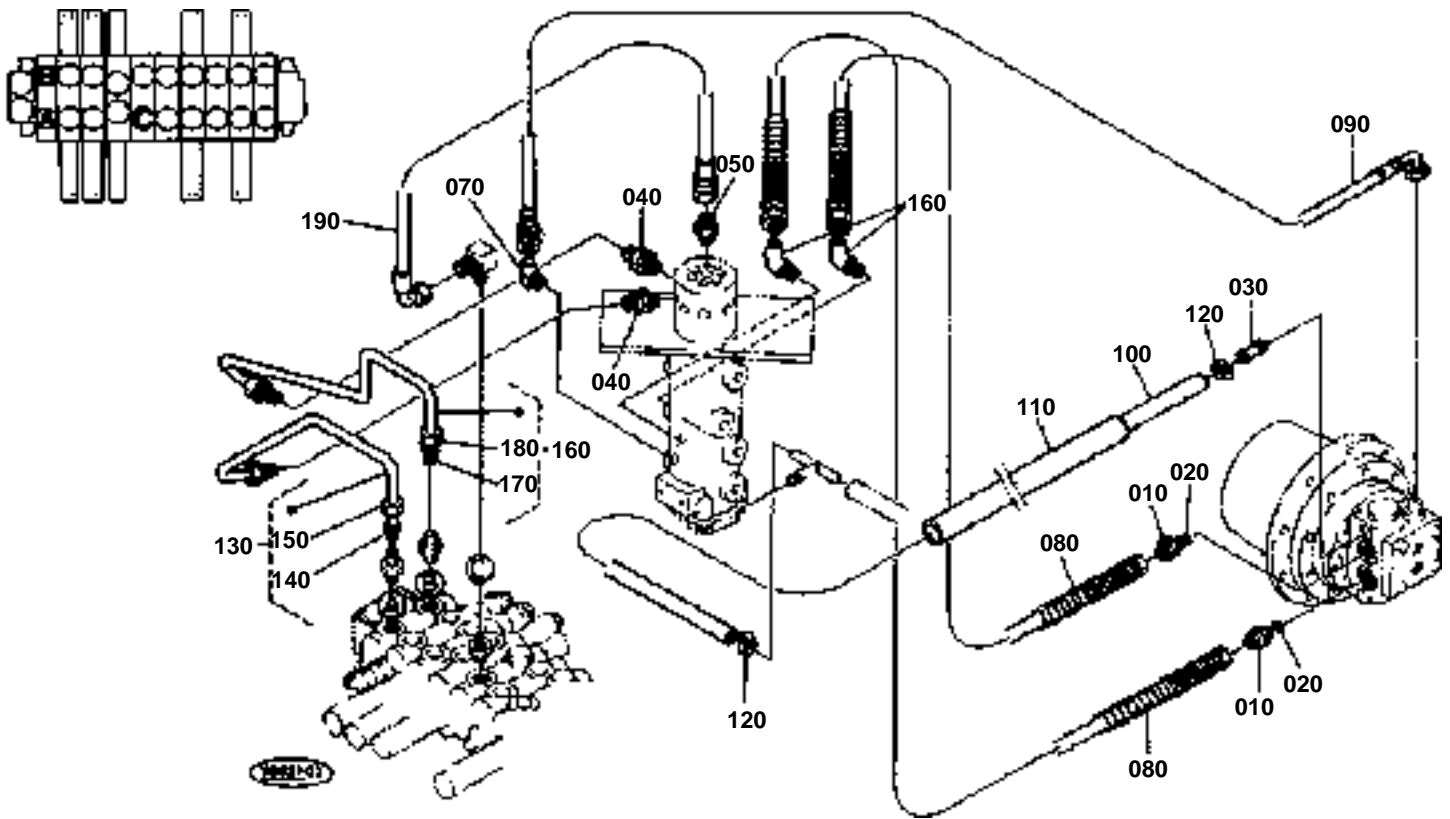
OIL PIPING (TRAVEL LH)



**OIL PIPING (TRAVEL LH)**

↔ Interchangeable; ≠ not interchangeable; ← new for old; → old for new

REF.No	Part No.	Description	Q'ty	S.No.	I/C	REMARKS	Weight (kgf)	Weight (lb)
010	68271-63420	ADAPTER	2				0.075	0.165
020	04810-00180	O RING	2				0.001	0.0022
030	68311-61890	JOINT PIPE(ST/-)	1				0.02	0.044
040	68741-68410	BODY	1	55064			0	0
040	69441-68410	BODY	1	55065	↔		0	0
050	69481-63170	ADAPTER	1				0	0
060	68651-68240	JOINT PIPE(LT/F/)	2				0.1	0.22
070	68171-63550	TEE ADAPTER	1	55260			0	0
070	68481-63560	TEE ADAPTER	1	55261	↔		0	0
080	68171-76440	ADAPTER	1				0.03	0.066
090	68651-63710	HOSE	2	55064			0.8	1.76
090	69781-63710	HOSE	2	55065	↔		0	0
100	68651-63760	HOSE	1	55064			0.46	1.012
100	69781-63760	HOSE	1	55065	↔		0	0
110	69781-63720	HOSE	1				0	0
120	69781-63730	TUBE	1				0	0
130	68311-72810	HOSE CLAMP(-)	2	55002	≠		0.02	0.044
130	69741-72810	HOSE CLAMP(-)	2	55003	↔		0	0
140	68651-63840	PIPE HYDRAULIC	1	55064			0.352	0.7744
140	69781-63840	PIPE HYDRAULIC	1	55065	↔		0	0
150	68741-68480	SLEEVE	2	55064			0	0
150	69441-68480	SLEEVE	2	55065	↔		0	0
160	68741-68460	NUT	2	55064			0.024	0.0528
160	69441-68460	NUT	2	55065	↔		0	0
170	68651-63850	PIPE HYDRAULIC	1	55064			0.328	0.7216
170	69781-63850	PIPE HYDRAULIC	1	55065	↔		0	0
180	68741-68480	SLEEVE	2	55064			0	0
180	69441-68480	SLEEVE	2	55065	↔		0	0
190	68741-68460	NUT	2	55064			0.024	0.0528
190	69441-68460	NUT	2	55065	↔		0	0

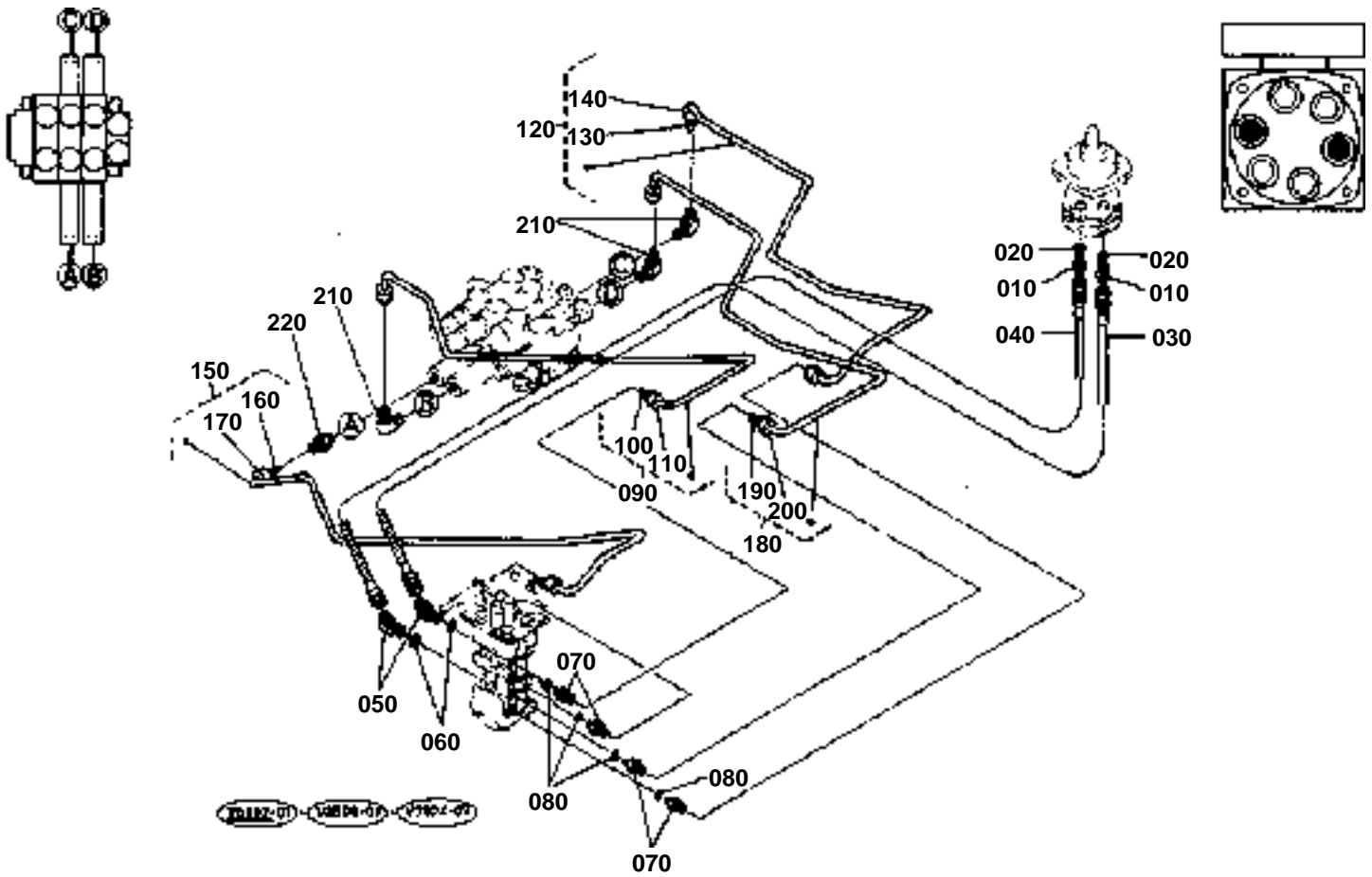


**OIL PIPING (TRAVEL RH)**

↔ Interchangeable; ≠ not interchangeable; ← new for old; → old for new

REF.No	Part No.	Description	Q'ty	S.No.	I/C	REMARKS	Weight (kgf)	Weight (lb)
010	68271-63420	ADAPTER	2				0.075	0.165
020	04810-00180	O RING	2				0.001	0.0022
030	68311-61890	JOINT PIPE(ST/-)	1				0.02	0.044
040	68551-63410	ADAPTER	1				0.016	0.0352
050	68741-68410	BODY	2	55064			0	0
050	69441-68410	BODY	2	55065	↔		0	0
060	68651-68240	JOINT PIPE(LT/F/)	2				0.1	0.22
070	68171-76440	ADAPTER	1				0.03	0.066
080	68651-63710	HOSE	2	55064			0.8	1.76
080	69781-63710	HOSE	2	55065	↔		0	0
090	68651-63760	HOSE	1	55064			0.46	1.012
090	69781-63760	HOSE	1	55065	↔		0	0
100	69781-63720	HOSE	1				0	0
110	69781-63730	TUBE	1				0	0
120	68311-72810	HOSE CLAMP(-)	2	55002	≠		0.02	0.044
120	69741-72810	HOSE CLAMP(-)	2	55003	↔		0	0
130	68391-63860	PIPE HYDRAULIC	1	55064			0.26	0.572
130	69761-63860	PIPE HYDRAULIC	1	55065	↔		0	0
140	68741-68480	SLEEVE	2	55064			0	0
140	69441-68480	SLEEVE	2	55065	↔		0	0
150	68741-68460	NUT	2	55064			0.024	0.0528
150	69441-68460	NUT	2	55065	↔		0	0
160	68391-63870	PIPE HYDRAULIC	1	55064			0.3	0.66
160	69761-63870	PIPE HYDRAULIC	1	55065			0	0
170	68741-68480	SLEEVE	2	55064			0	0
170	69441-68480	SLEEVE	2	55065	↔		0	0
180	68741-68460	NUT	2	55064			0.024	0.0528
180	69441-68460	NUT	2	55065	↔		0	0
190	68651-63890	HOSE	1	55064			0.2	0.44
190	69781-63890	HOSE	1	55065	↔		0	0

OIL PIPING (SWIVEL / SWING)



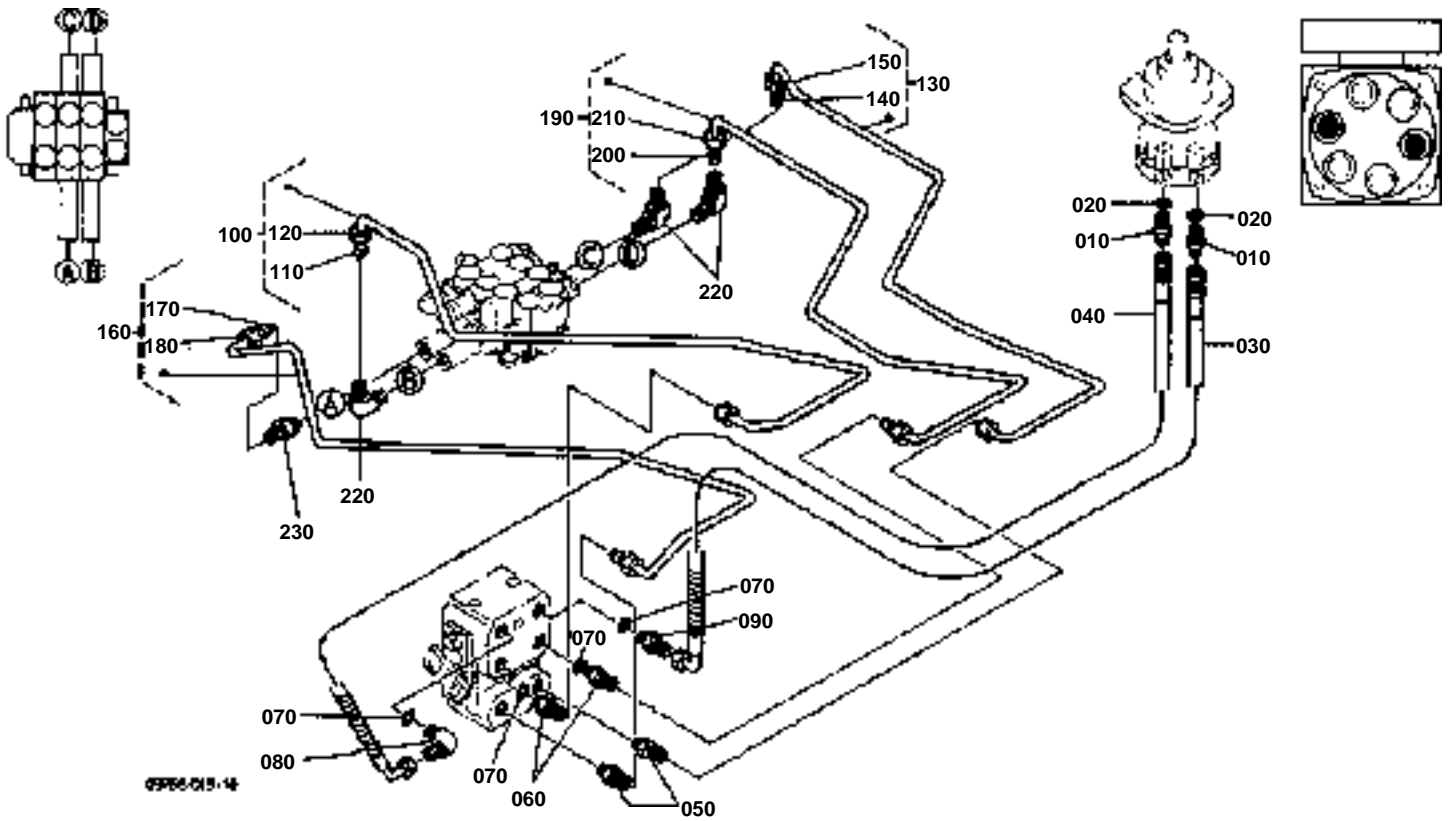


OIL PIPING (SWIVEL / SWING)
S.No.;<=55527

↔ Interchangeable; ≠ not interchangeable; ← new for old; → old for new

REF.No	Part No.	Description	Q'ty	S.No.	I/C	REMARKS	Weight (kgf)	Weight (lb)
010	69428-76150	ADAPTER	2				0	0
020	04811-00110	O RING	2				0.001	0.0022
030	68311-96880	HOSE	1	55064			0.18	0.396
030	69741-96880	HOSE	1	55065	↔		0	0
040	68311-96890	HOSE	1	55064			0.18	0.396
040	69741-96890	HOSE	1	55065	↔		0	0
050	68728-68420	ELBOW ADAPTER	2				0.05	0.11
060	04811-00110	O RING	2				0.001	0.0022
070	68311-96480	JOINT PIPE(SF/-)	4	55064			0	0
070	69741-96480	JOINT PIPE(SF/-)	4	55065	↔		0	0
080	04811-00080	O RING	6				0.001	0.0022
090	68391-96710	PIPE HYDRAULIC	1	55064			0.205	0.451
090	69761-96710	PIPE HYDRAULIC	1	55065	↔		0	0
100	68331-62690	SLEEVE	2	55064			0.002	0.0044
100	69481-62690	SLEEVE	2	55065	↔		0	0
110	68331-62710	NUT	2	55064			0.015	0.033
110	69481-62710	NUT	2	55065	↔		0	0
120	68391-96720	PIPE HYDRAULIC	1	55064			0.21	0.462
120	69761-96720	PIPE HYDRAULIC	1	55065	↔		0	0
130	68331-62690	SLEEVE	2	55064			0.002	0.0044
130	69481-62690	SLEEVE	2	55065	↔		0	0
140	68331-62710	NUT	2	55064			0.015	0.033
140	69481-62710	NUT	2	55065	↔		0	0
150	68391-96730	PIPE HYDRAULIC	1	55064			0.22	0.484
150	69761-96730	PIPE HYDRAULIC	1	55065	↔		0	0
160	68331-62690	SLEEVE	2	55064			0.002	0.0044
160	69481-62690	SLEEVE	2	55065	↔		0	0
170	68331-62710	NUT	2	55064			0.015	0.033
170	69481-62710	NUT	2	55065	↔		0	0
180	68391-96740	PIPE HYDRAULIC	1	55064			0.24	0.528
180	69761-96740	PIPE HYDRAULIC	1	55065	↔		0	0
190	68331-62690	SLEEVE	2	55064			0.002	0.0044
190	69481-62690	SLEEVE	2	55065	↔		0	0
200	68331-62710	NUT	2	55064			0.015	0.033
200	69481-62710	NUT	2	55065	↔		0	0
210	68331-62680	BODY	3				0.05	0.11
220	68551-28820	BODY	1	55064			0	0
220	69481-28820	BODY	1	55065	↔		0	0

OIL PIPING (SWIVEL / SWING)



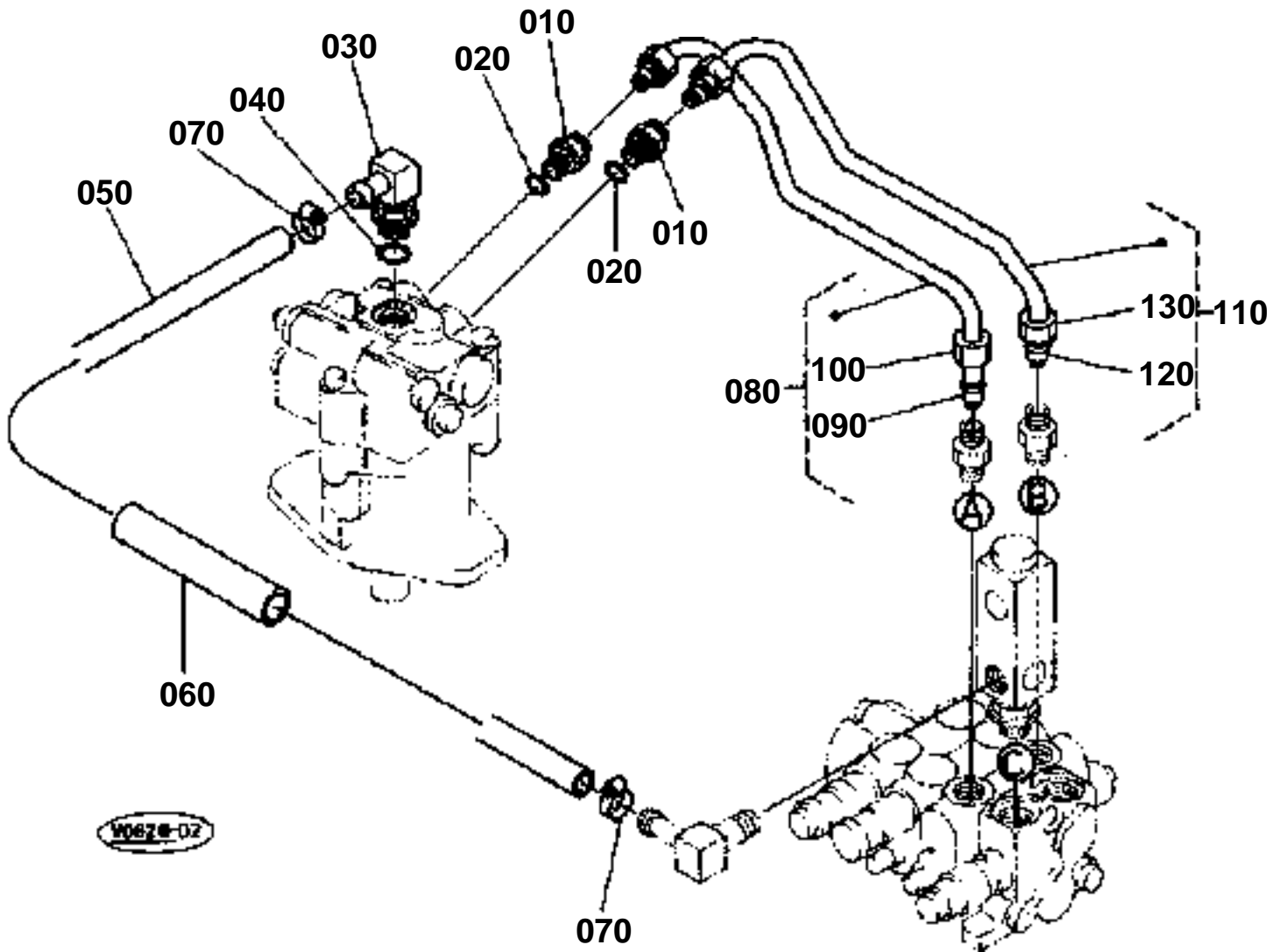


OIL PIPING (SWIVEL / SWING)
S.No.;>=55528

↔ Interchangeable; ≠ not interchangeable; ← new for old; → old for new

REF.No	Part No.	Description	Q'ty	S.No.	I/C	REMARKS	Weight (kgf)	Weight (lb)
010	69428-76150	ADAPTER	2				0	0
020	04811-00110	O RING	2				0.001	0.0022
030	69741-97880	HOSE	1				0	0
040	69741-97890	HOSE	1				0	0
050	69481-28820	BODY	2				0	0
060	69481-83650	BODY	2				0	0
070	04811-00110	O RING	4				0.001	0.0022
080	69428-68420	ELBOW ADAPTER	1				0	0
090	69428-76150	ADAPTER	1				0	0
100	69781-83410	PIPE HYDRAULIC	1				0	0
110	69481-62690	SLEEVE	2				0	0
120	69481-62710	NUT	2				0	0
130	69781-83420	PIPE HYDRAULIC	1				0	0
140	69481-62690	SLEEVE	2				0	0
150	69481-62710	NUT	2				0	0
160	69781-83430	PIPE HYDRAULIC	1				0	0
170	69481-62690	SLEEVE	2				0	0
180	69481-62710	NUT	2				0	0
190	69781-83440	PIPE HYDRAULIC	1				0	0
200	69481-62690	SLEEVE	2				0	0
210	69481-62710	NUT	2				0	0
220	69481-62680	BODY	3				0	0
230	69481-28820	BODY	1				0	0

OIL PIPING (SWIVEL)

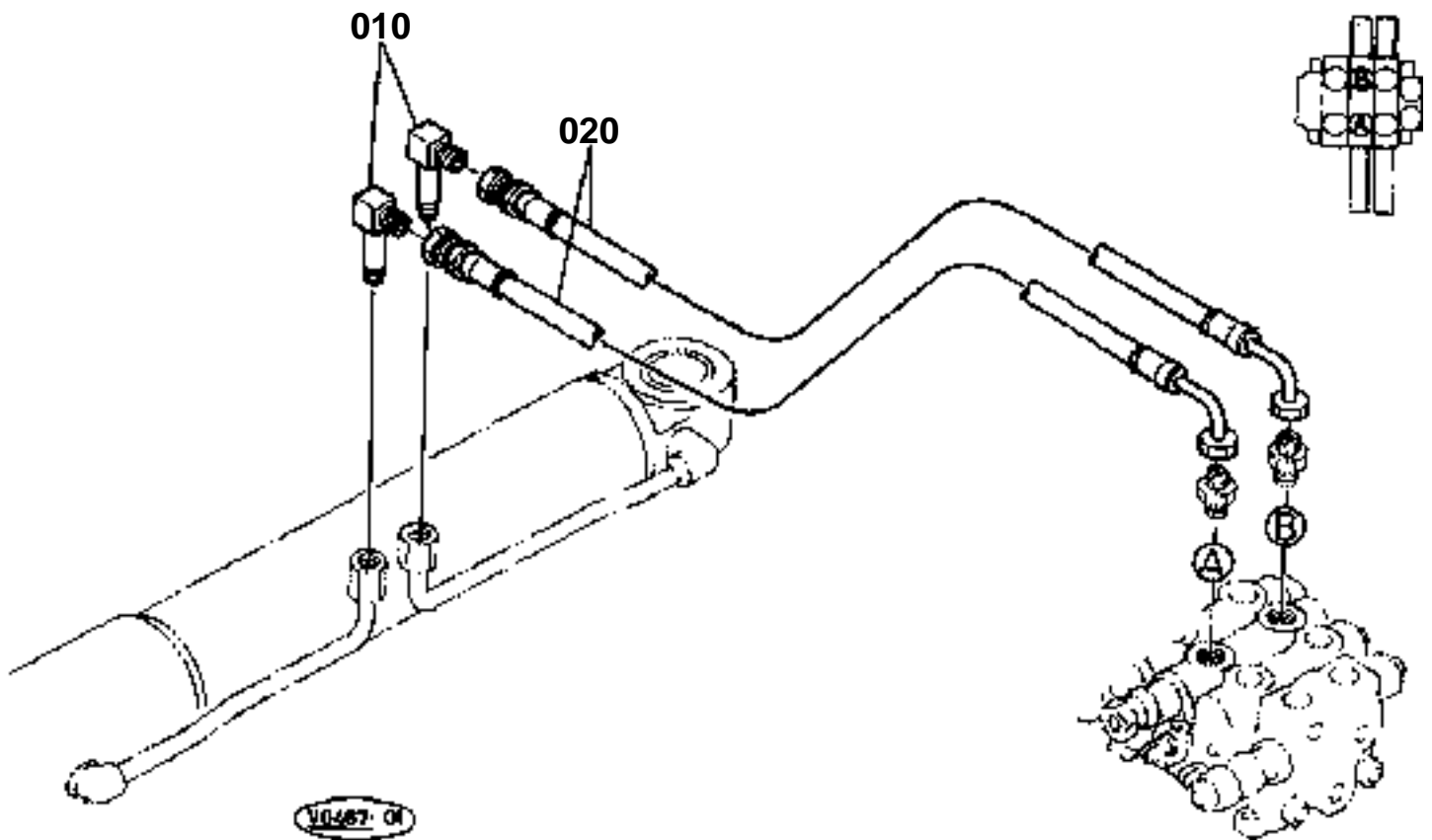




OIL PIPING (SWIVEL)

↔ Interchangeable; ≠ not interchangeable; ← new for old; → old for new

REF.No	Part No.	Description	Q'ty	S.No.	I/C	REMARKS	Weight (kgf)	Weight (lb)
010	68741-68380	BODY	2	55064			0	0
010	69441-68380	BODY	2	55065	↔		0	0
020	04810-00140	O RING	2				0.001	0.0022
030	68391-68220	JOINT PIPE(LF/-)	1				0.18	0.396
040	04810-00180	O RING	1				0.001	0.0022
050	69761-63670	HOSE	1				0	0
060	68391-63680	TUBE	1	55131			0.04	0.088
060	69761-63680	TUBE	1	55132	↔		0	0
070	68311-72810	HOSE CLAMP(-)	2	55002	≠		0.02	0.044
070	69741-72810	HOSE CLAMP(-)	2	55003	↔		0	0
080	68651-63612	PIPE HYDRAULIC	1	55064			0.24	0.528
080	69781-63612	PIPE HYDRAULIC	1	55065	↔		0	0
090	68741-68480	SLEEVE	2	55064			0	0
090	69441-68480	SLEEVE	2	55065	↔		0	0
100	68741-68460	NUT	2	55064			0.024	0.0528
100	69441-68460	NUT	2	55065	↔		0	0
110	68651-63620	PIPE HYDRAULIC	1	55064			0.25	0.55
110	69781-63620	PIPE HYDRAULIC	1	55065	↔		0	0
120	68741-68480	SLEEVE	2	55064			0	0
120	69441-68480	SLEEVE	2	55065	↔		0	0
130	68741-68460	NUT	2	55064			0.024	0.0528
130	69441-68460	NUT	2	55065	↔		0	0



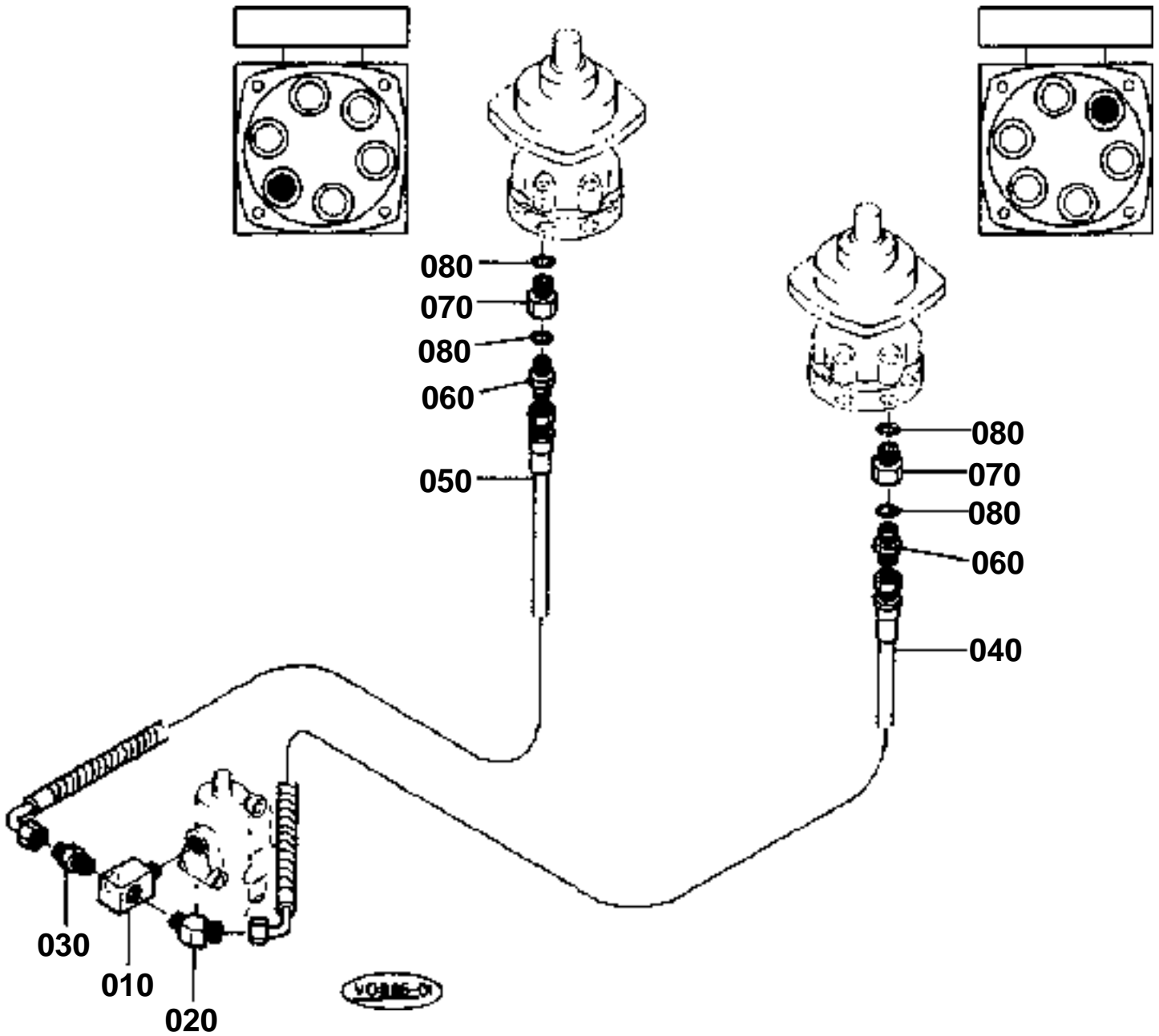


OIL PIPING (SWING)

↔ Interchangeable; ≠ not interchangeable; ← new for old; → old for new

REF.No	Part No.	Description	Q'ty	S.No.	I/C	REMARKS	Weight (kgf)	Weight (lb)
010	68311-68480	JOINT PIPE(LT/F/)	2				0.09	0.198
020	68391-63630	HOSE	2	55064			0.225	0.495
020	69761-63630	HOSE	2	55065	↔		0	0

OIL PIPING (LOCK)

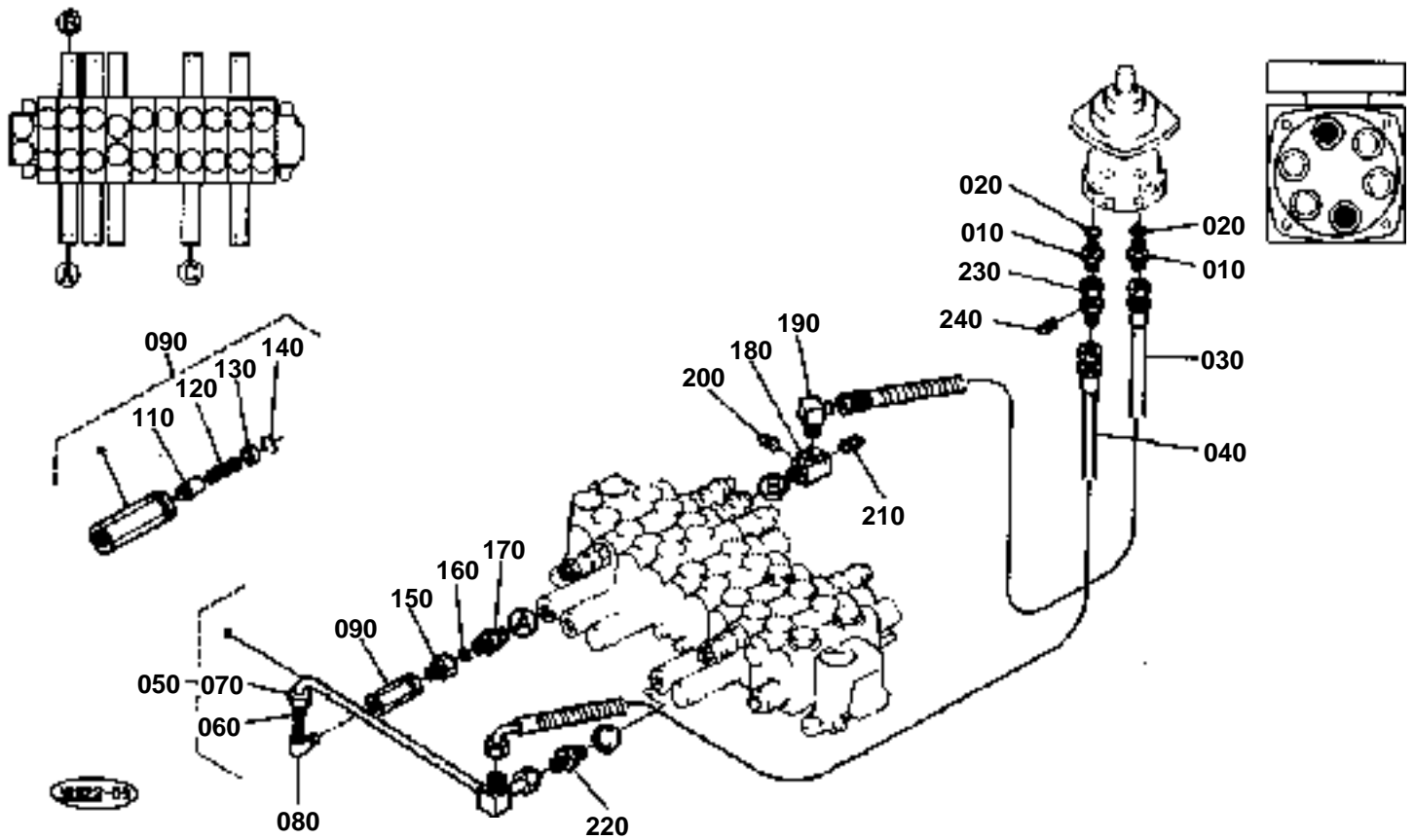




OIL PIPING (LOCK)

↔ Interchangeable; ≠ not interchangeable; ← new for old; → old for new

REF.No	Part No.	Description	Q'ty	S.No.	I/C	REMARKS	Weight (kgf)	Weight (lb)
010	68311-96320	JOINT PIPE	1	55064			0.18	0.396
010	69741-96320	JOINT PIPE	1	55065	↔		0	0
020	68171-76440	ADAPTER	1				0.03	0.066
030	68221-68770	ADAPTER	1				0	0
040	68311-96770	HOSE	1	55064			0.35	0.77
040	69741-96770	HOSE	1	55065	↔		0	0
050	68311-96780	HOSE	1	55064			0.2	0.44
050	69741-96780	HOSE	1	55065	↔		0	0
060	69428-76150	ADAPTER	2				0	0
070	68499-83740	FILTER	2				0.04	0.088
080	04811-00110	O RING	4				0.001	0.0022



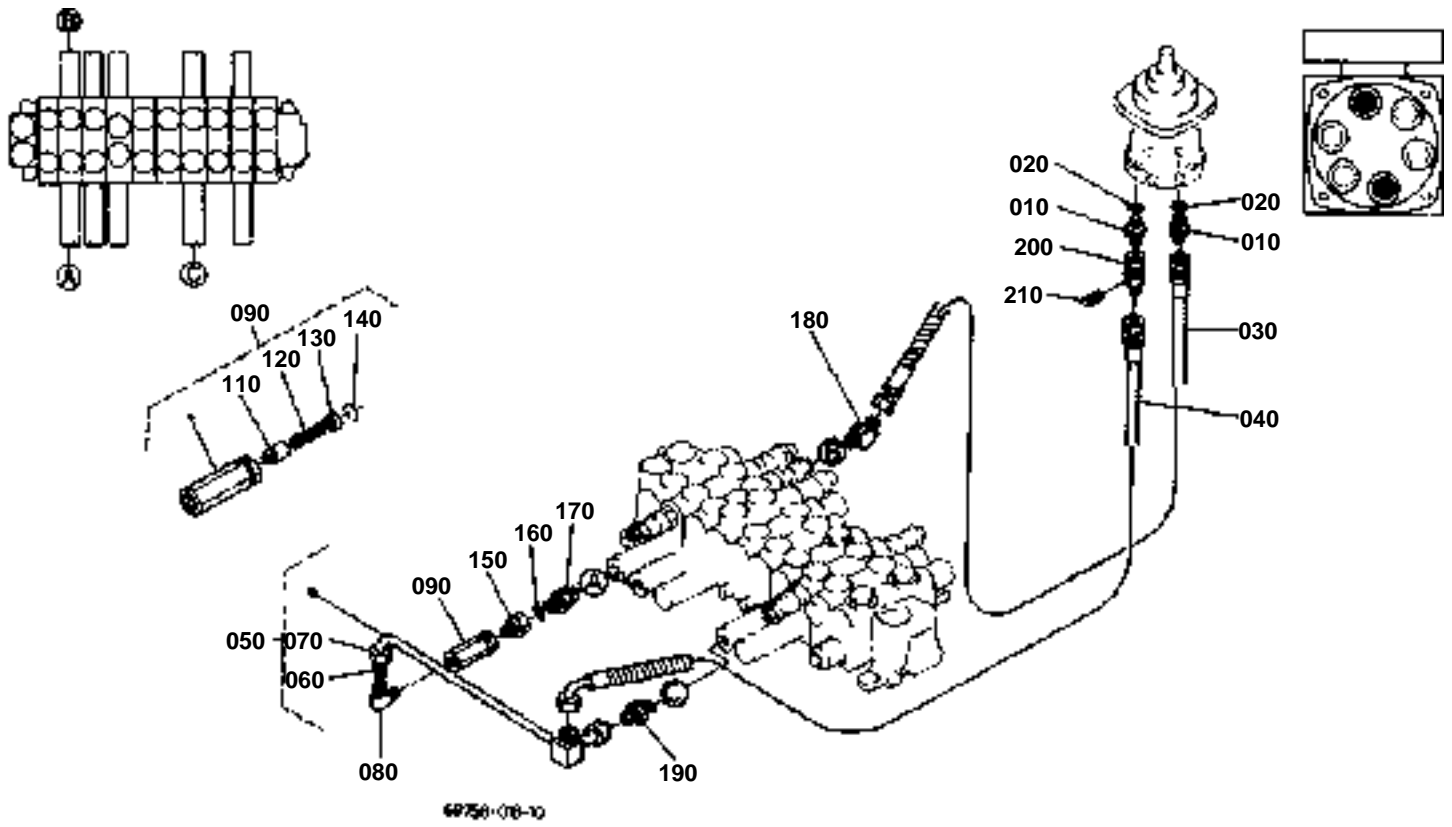


OIL PIPING (BOOM 1)
S.No.;<=55527

↔ Interchangeable; ≠ not interchangeable; ← new for old; → old for new

REF.No	Part No.	Description	Q'ty	S.No.	I/C	REMARKS	Weight (kgf)	Weight (lb)
010	69428-76150	ADAPTER	2				0	0
020	04811-00110	O RING	2				0.001	0.0022
030	68621-96840	HOSE	1	55064			0.2	0.44
030	69771-96840	HOSE	1	55065	↔		0	0
040	68621-96850	HOSE	1	55064			0.33	0.726
040	69771-96850	HOSE	1	55065	↔		0	0
050	68661-96650	PIPE HYDRAULIC	1	55064			0.1	0.22
050	69701-96650	PIPE HYDRAULIC	1	55065	↔		0	0
060	68331-62690	SLEEVE	2	55064			0.002	0.0044
060	69481-62690	SLEEVE	2	55065	↔		0	0
070	68331-62710	NUT	2	55064			0.015	0.033
070	69481-62710	NUT	2	55065	↔		0	0
080	68331-62680	BODY	1				0.05	0.11
090	68301-96450	ASSY VALVE CHECK	1				0.02	0.044
110	68301-96460	POPPET	1				0.01	0.022
120	90715-12130	SPRING	1				0.002	0.0044
130	90715-12140	STOPPER SPRING	1				0.004	0.0088
140	90715-12150	STOPPER RING	1				0.002	0.0044
150	68621-96710	FILTER	1				0.05	0.11
160	04811-00110	O RING	1				0.001	0.0022
170	68621-96720	JOINT PIPE	1				0.04	0.088
180	68311-96470	JOINT PIPE	1				0.335	0.737
190	68331-63230	ELBOW ADAPTER	1				0	0
200	06312-10020	PLUG	1				0.015	0.033
210	06312-10030	PLUG	1				0.029	0.0638
220	68551-28820	BODY	1	55064			0	0
220	69481-28820	BODY	1	55065	↔		0	0
230	69181-63190	JOINT PIPE(SF-F)	1				0.063	0.1386
240	68311-13380	PLUG	1				0.003	0.0066

OIL PIPING (BOOM 1)

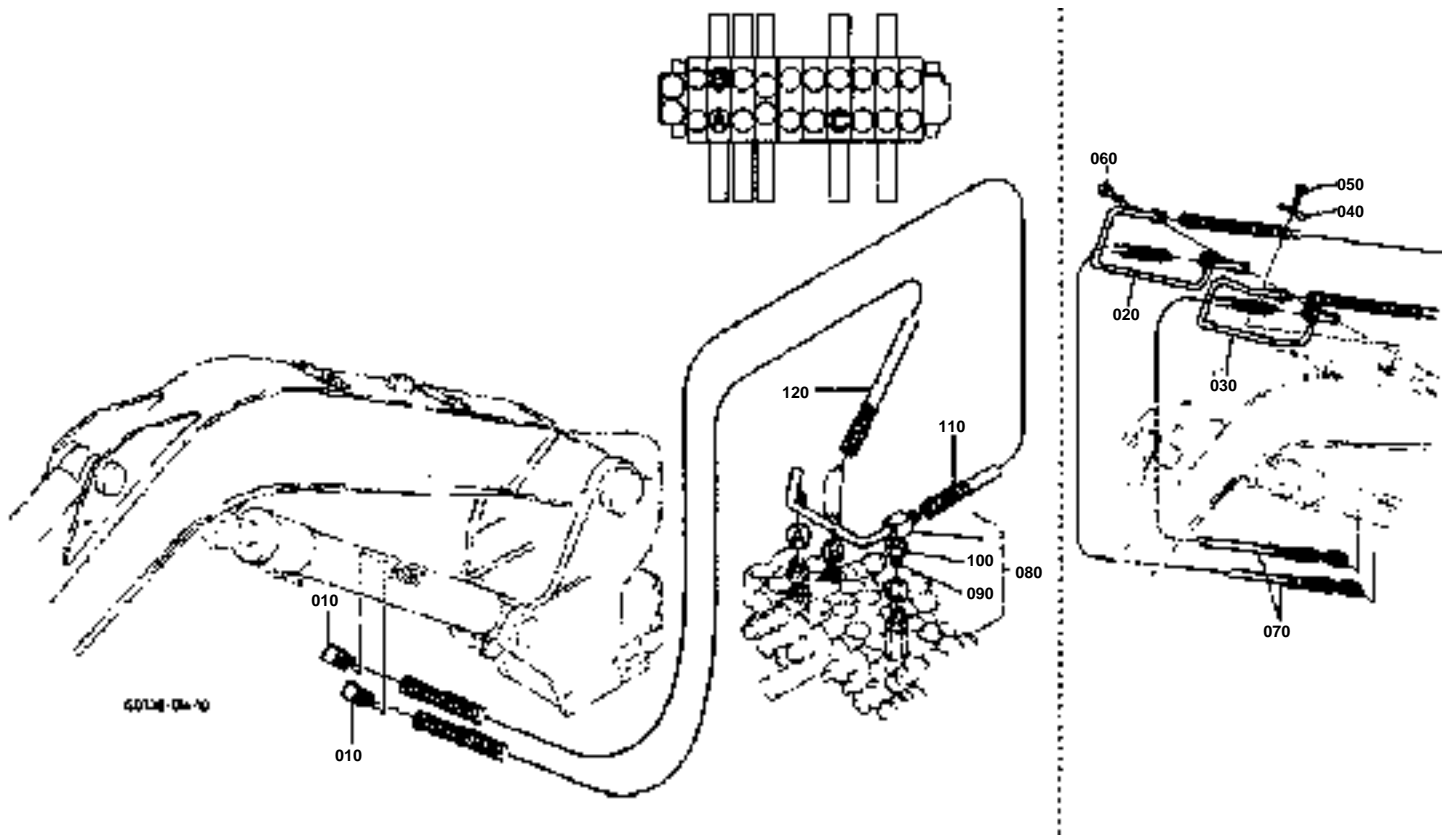




OIL PIPING (BOOM 1)
S.No.;>=55528

↔ Interchangeable; ≠ not interchangeable; ← new for old; → old for new

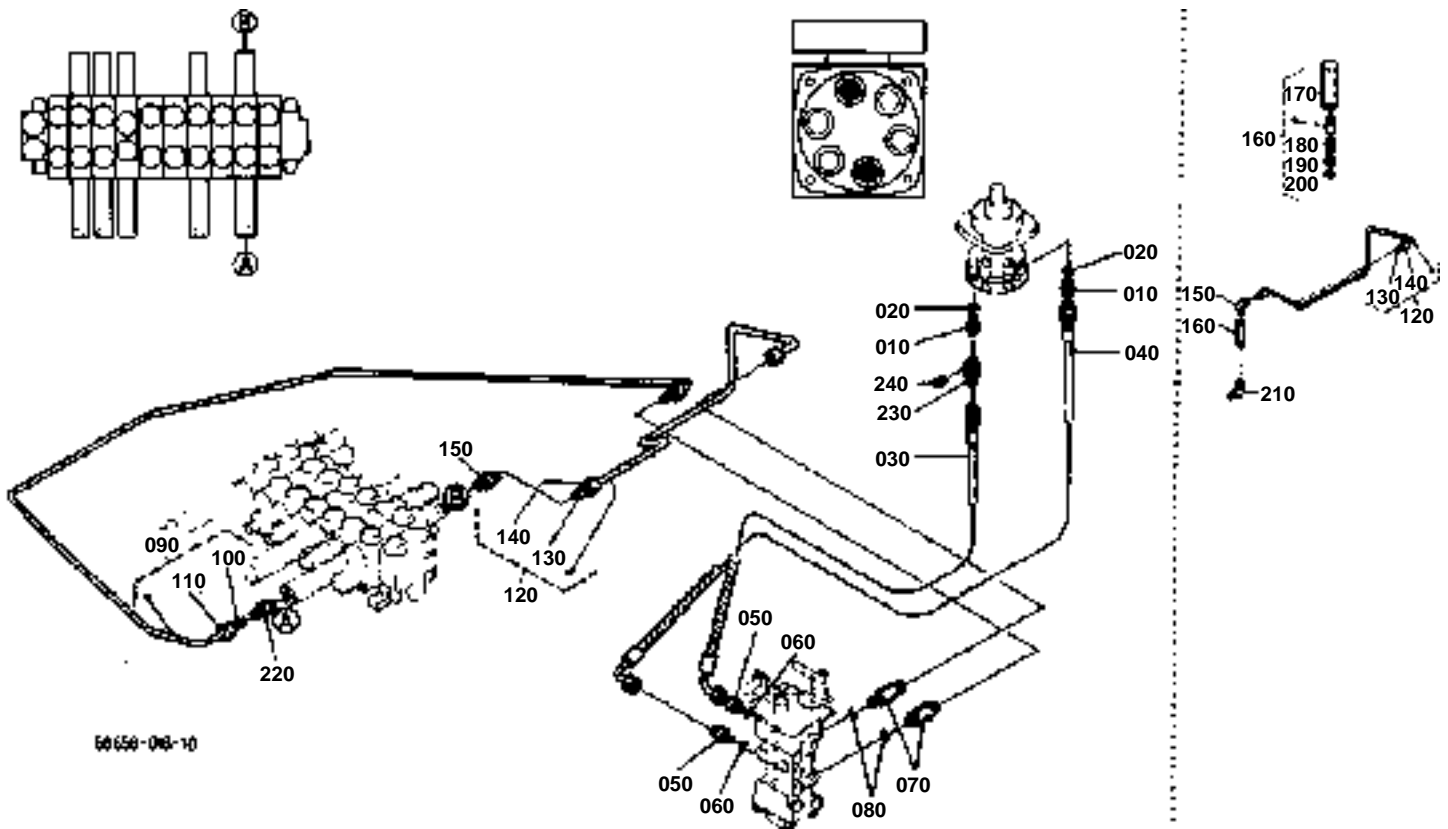
REF.No	Part No.	Description	Q'ty	S.No.	I/C	REMARKS	Weight (kgf)	Weight (lb)
010	69428-76150	ADAPTER	2				0	0
020	04811-00110	O RING	2				0.001	0.0022
030	69771-96840	HOSE	1				0	0
040	69771-96850	HOSE	1				0	0
050	69701-96650	PIPE HYDRAULIC	1				0	0
060	69481-62690	SLEEVE	2				0	0
070	69481-62710	NUT	2				0	0
080	69481-62680	BODY	1				0	0
090	68301-96450	ASSY VALVE CHECK	1				0.02	0.044
110	68301-96460	POPPET	1				0.01	0.022
120	90715-12130	SPRING	1				0.002	0.0044
130	90715-12140	STOPPER SPRING	1				0.004	0.0088
140	90715-12150	STOPPER RING	1				0.002	0.0044
150	68621-96710	FILTER	1				0.05	0.11
160	04811-00110	O RING	1				0.001	0.0022
170	68621-96720	JOINT PIPE	1				0.04	0.088
180	68171-76440	ADAPTER	1				0.03	0.066
190	69481-28820	BODY	1				0	0
200	69181-63190	JOINT PIPE(SF-F)	1				0.063	0.1386
210	68311-13380	PLUG	1				0.003	0.0066



**OIL PIPING (BOOM 2)**

↔ Interchangeable; ≠ not interchangeable; ← new for old; → old for new

REF.No	Part No.	Description	Q'ty	S.No.	I/C	REMARKS	Weight (kgf)	Weight (lb)
010	68351-68550	ELBOW ADAPTER	2				0	0
020	69741-68310	PIPE HYDRAULIC	1	55592			0	0
030	69741-68320	PIPE HYDRAULIC	1	55592			0	0
040	68318-68760	CLAMP	1	55592			0.09	0.198
050	01133-61035	BOLT	1	55592			0.027	0.0594
060	01133-61025	BOLT	1	55592			0.02	0.044
070	68651-63930	HOSE	2	55064			0.48	1.056
070	69781-63930	HOSE	2	55065	↔		0	0
070	69781-63930	HOSE	2	55592			0	0
080	69781-63570	PIPE HYDRAULIC	1				0	0
110	68658-63530	HOSE	1	55064			3.4	7.48
110	69788-63530	HOSE	1	55065	↔		0	0
110	69768-63535	HOSE	1	55593	≠		0	0
120	68658-63540	HOSE	1	55064			1.7	3.74
120	69788-63540	HOSE	1	55065	↔		0	0
120	69768-63544	HOSE	1	55593	≠		0	0



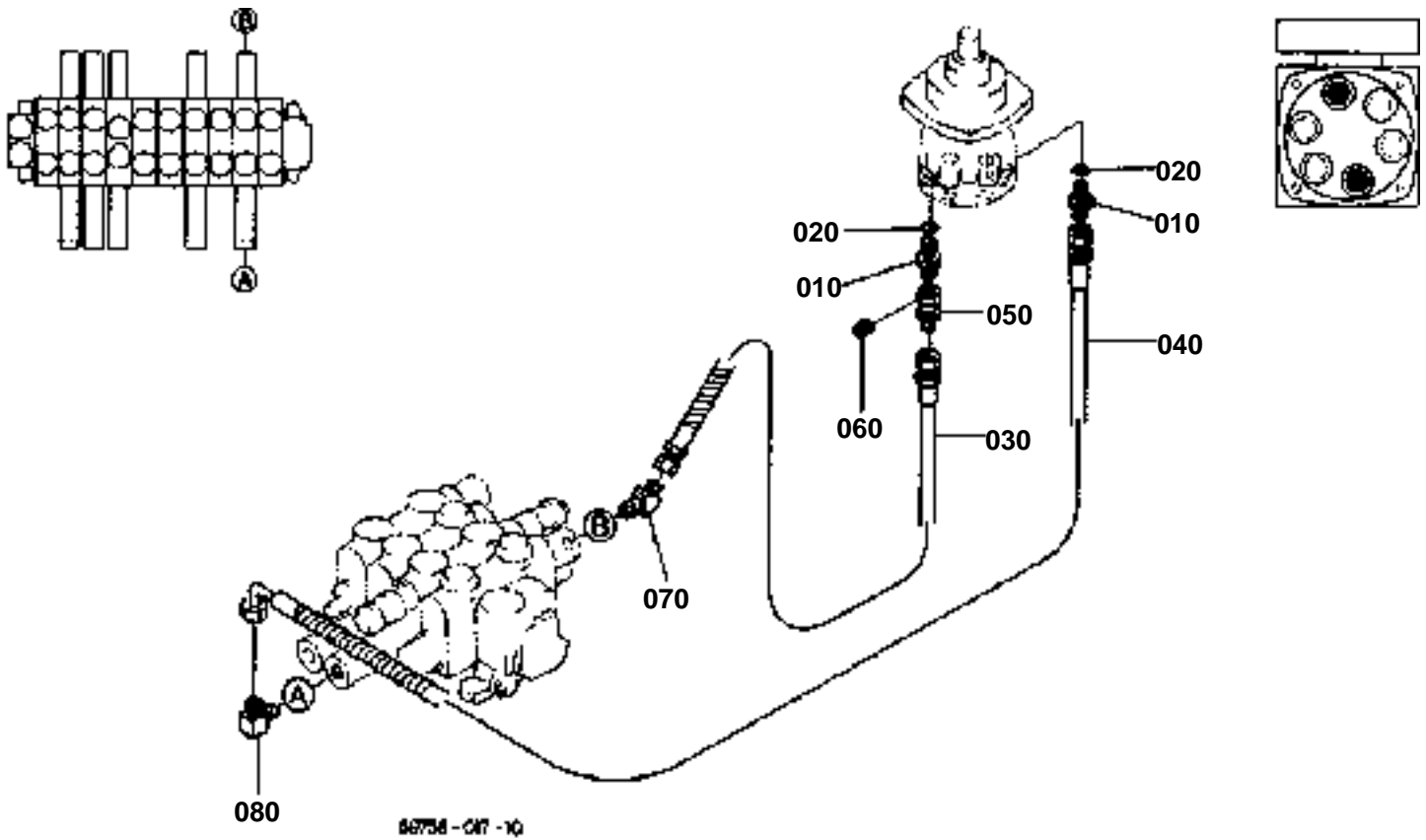
60 650-003-10



OIL PIPING (ARM 1)
S.No.;<=55527

↔ Interchangeable; ≠ not interchangeable; ← new for old; → old for new

REF.No	Part No.	Description	Q'ty	S.No.	I/C	REMARKS	Weight (kgf)	Weight (lb)
010	69428-76150	ADAPTER	2				0	0
020	04811-00110	O RING	2				0.001	0.0022
030	68621-96820	HOSE	1	55064			0.25	0.55
030	69771-96820	HOSE	1	55065	↔		0	0
040	68311-96830	HOSE	1	55064			0.21	0.462
040	69741-96830	HOSE	1	55065	↔		0	0
050	69428-76150	ADAPTER	2				0	0
060	04811-00110	O RING	2				0.001	0.0022
070	68621-96480	JOINT PIPE(SF/-)	2	55064			0.05	0.11
070	69771-96480	JOINT PIPE(SF/-)	2	55065	↔		0	0
080	04811-00080	O RING	2				0.001	0.0022
090	68651-96630	PIPE HYDRAULIC	1	55064			0.31	0.682
090	69781-96630	PIPE HYDRAULIC	1	55065	↔		0	0
100	68331-62690	SLEEVE	2	55064			0.002	0.0044
100	69481-62690	SLEEVE	2	55065	↔		0	0
110	68331-62710	NUT	2	55064			0.015	0.033
110	69481-62710	NUT	2	55065	↔		0	0
120	68651-96640	PIPE HYDRAULIC	1	55079			0.2	0.44
120	69781-96640	PIPE HYDRAULIC	1	55080	↔		0	0
120	69791-96640	PIPE HYDRAULIC	1	55132	≠		0	0
130	68331-62690	SLEEVE	2	55079			0.002	0.0044
130	69481-62690	SLEEVE	2	55080	↔		0	0
140	68331-62710	NUT	2	55079			0.015	0.033
140	69481-62710	NUT	2	55080	↔		0	0
150	68331-62680	BODY	1	55131			0.05	0.11
150	68551-28820	BODY	1	55132	≠		0	0
160	68499-83780	ASSY VALVE CHECK	1	55131			0.12	0.264
170	90715-12110	BODY	1	55131			0.12	0.264
180	90715-12130	SPRING	1	55131			0.002	0.0044
190	90715-12140	STOPPER SPRING	1	55131			0.004	0.0088
200	90715-12150	STOPPER RING	1	55131			0.002	0.0044
210	68499-63340	NIPPLE ELBOW PT/	1	55131			0.05	0.11
220	68551-28820	BODY	1	55064			0	0
220	69481-28820	BODY	1	55065	↔		0	0
230	69181-63190	JOINT PIPE(SF-F)	1				0.063	0.1386
240	68311-13380	PLUG	1				0.003	0.0066



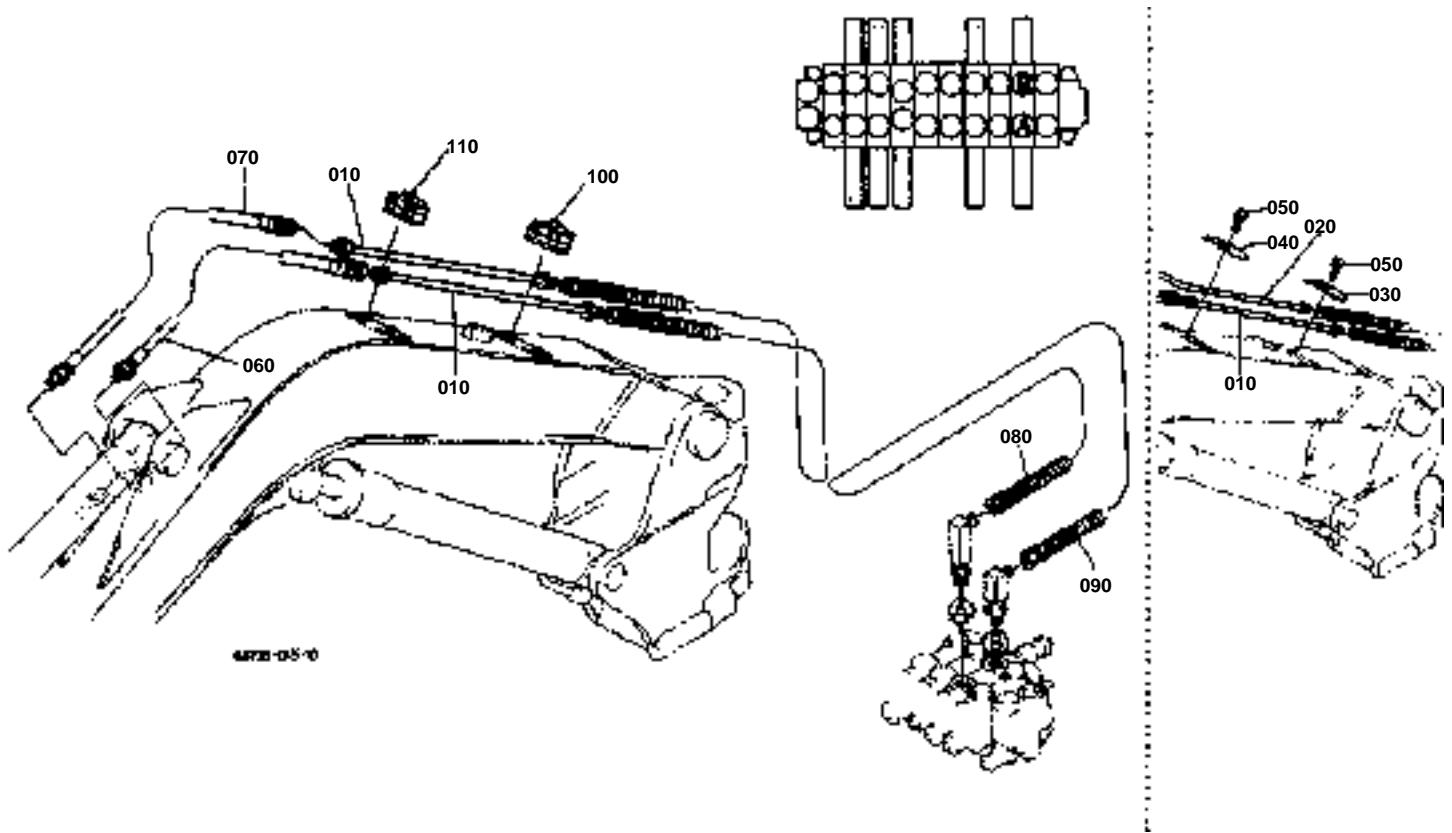


OIL PIPING (ARM 1)
S.No.;>=55528

↔ Interchangeable; ≠ not interchangeable; ← new for old; → old for new

REF.No	Part No.	Description	Q'ty	S.No.	I/C	REMARKS	Weight (kgf)	Weight (lb)
010	69428-76150	ADAPTER	2				0	0
020	04811-00110	O RING	2				0.001	0.0022
030	69771-97820	HOSE	1				0	0
040	69741-97830	HOSE	1				0	0
050	69181-63190	JOINT PIPE(SF-F)	1				0.063	0.1386
060	68311-13380	PLUG	1				0.003	0.0066
070	68171-76440	ADAPTER	1				0.03	0.066
080	68331-63230	ELBOW ADAPTER	1				0	0

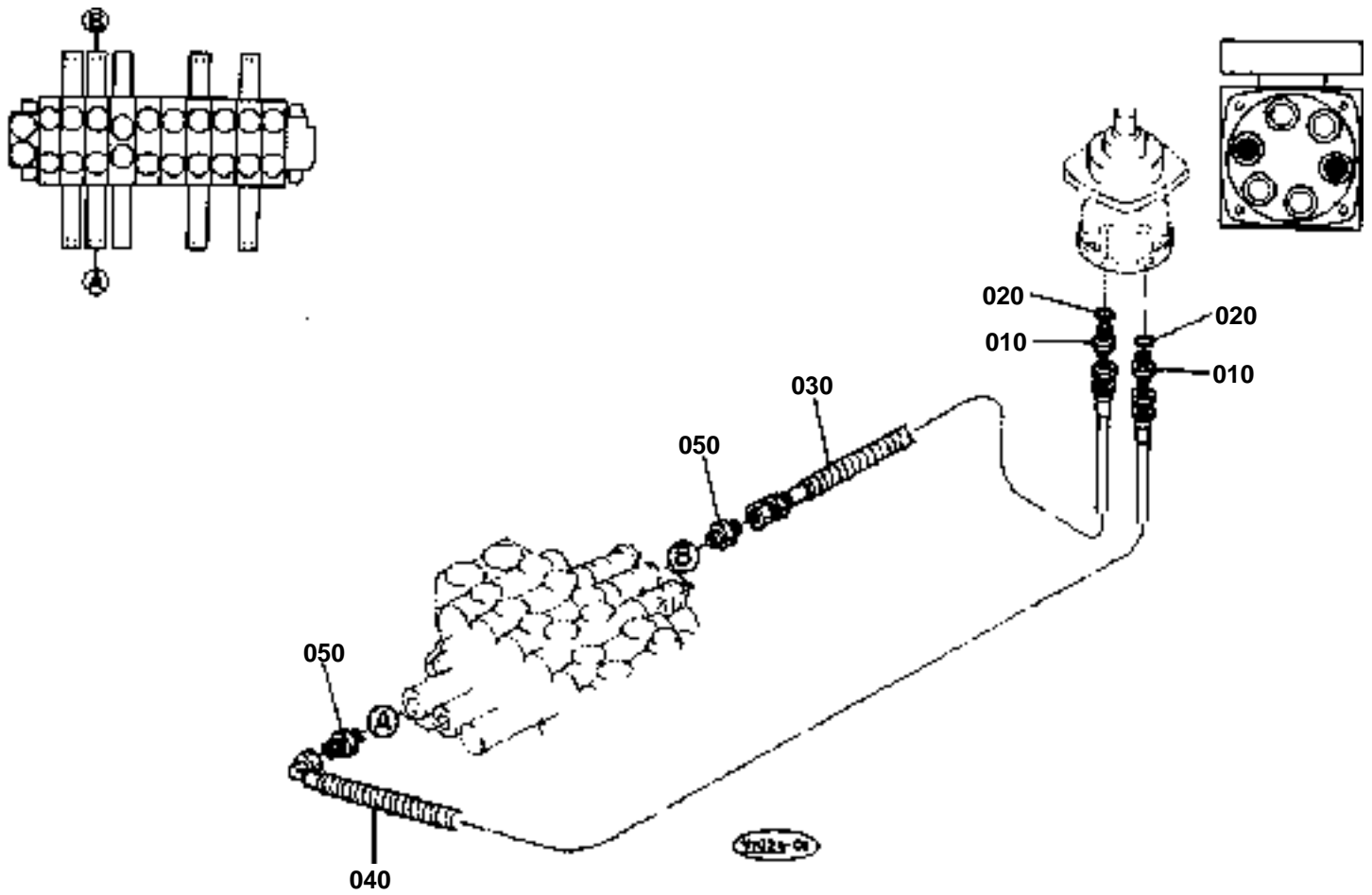
OIL PIPING (ARM 2)



**OIL PIPING (ARM 2)**

↔ Interchangeable; ≠ not interchangeable; ← new for old; → old for new

REF.No	Part No.	Description	Q'ty	S.No.	I/C	REMARKS	Weight (kgf)	Weight (lb)
010	69781-68620	PIPE HYDRAULIC	1	55592			0	0
010	69781-68620	PIPE HYDRAULIC	2	55593			0	0
020	69781-68630	PIPE HYDRAULIC	1	55592			0	0
030	68318-68750	CLAMP	1	55592			0.09	0.198
040	68318-68760	CLAMP	1	55592			0.09	0.198
050	01133-61035	BOLT	2	55592			0.027	0.0594
060	68651-63910	HOSE	1	55064			0.56	1.232
060	69781-63910	HOSE	1	55065	↔		0	0
070	68651-63923	HOSE	1	55064			0.62	1.364
070	69781-63923	HOSE	1	55065	↔		0	0
080	68658-63510	HOSE	1	55064			1.5	3.3
080	69788-63510	HOSE	1	55065	↔		0	0
090	68658-63520	HOSE	1	55064			1.5	3.3
090	69788-63520	HOSE	1	55065	↔		0	0
100	69728-68400	ASSY CLAMP	2	55593			0	0
110	69788-68400	ASSY CLAMP	2	55593			0	0

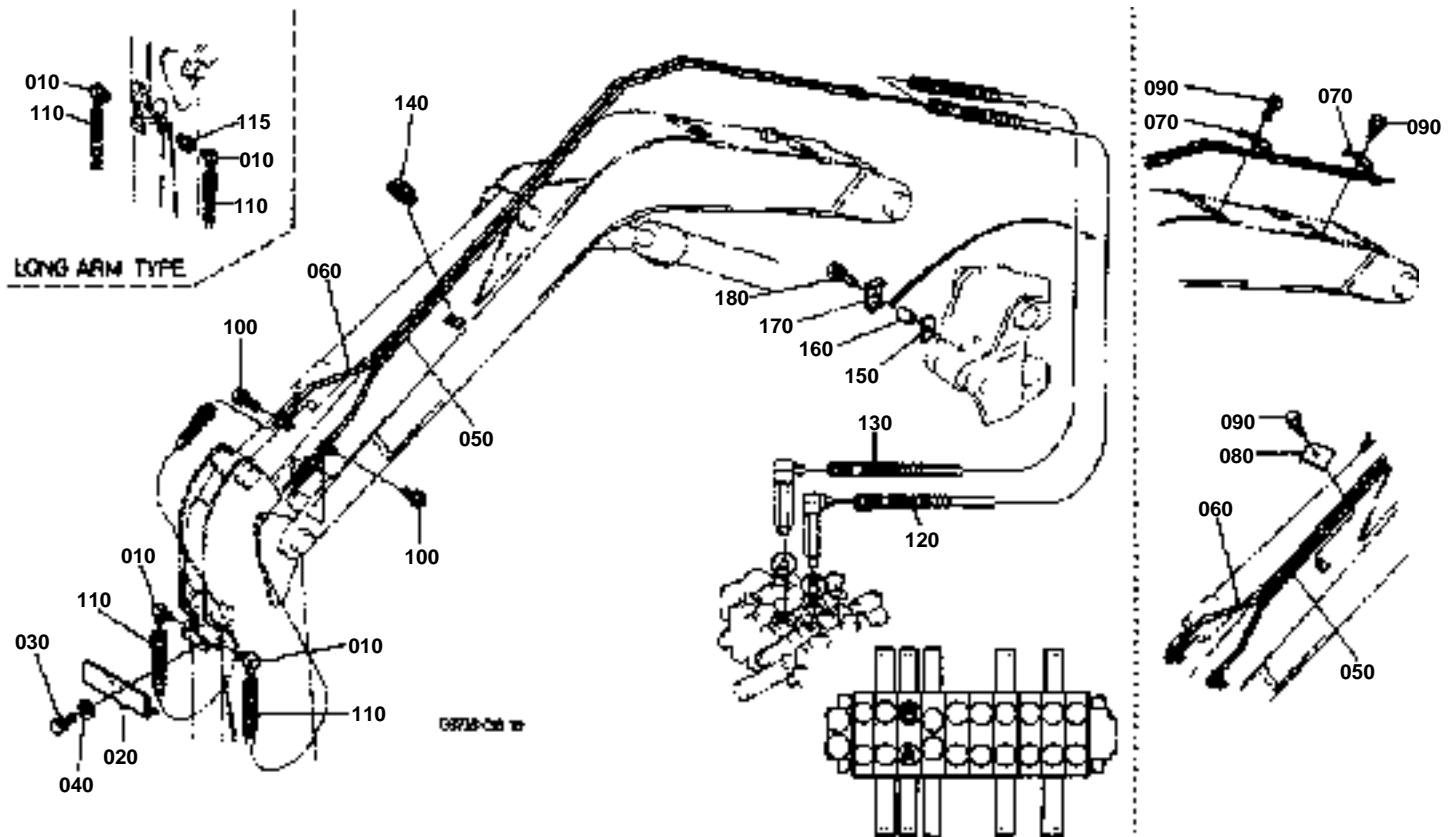




OIL PIPING (BUCKET 1)

↔ Interchangeable; ≠ not interchangeable; ← new for old; → old for new

REF.No	Part No.	Description	Q'ty	S.No.	I/C	REMARKS	Weight (kgf)	Weight (lb)
010	69428-76150	ADAPTER	2				0	0
020	04811-00110	O RING	2				0.001	0.0022
030	68621-96860	HOSE	1	55064			0.22	0.484
030	69771-96860	HOSE	1	55065	↔		0	0
040	68621-96870	HOSE	1	55064			0.33	0.726
040	69771-96870	HOSE	1	55065	↔		0	0
050	68221-68770	ADAPTER	2				0	0



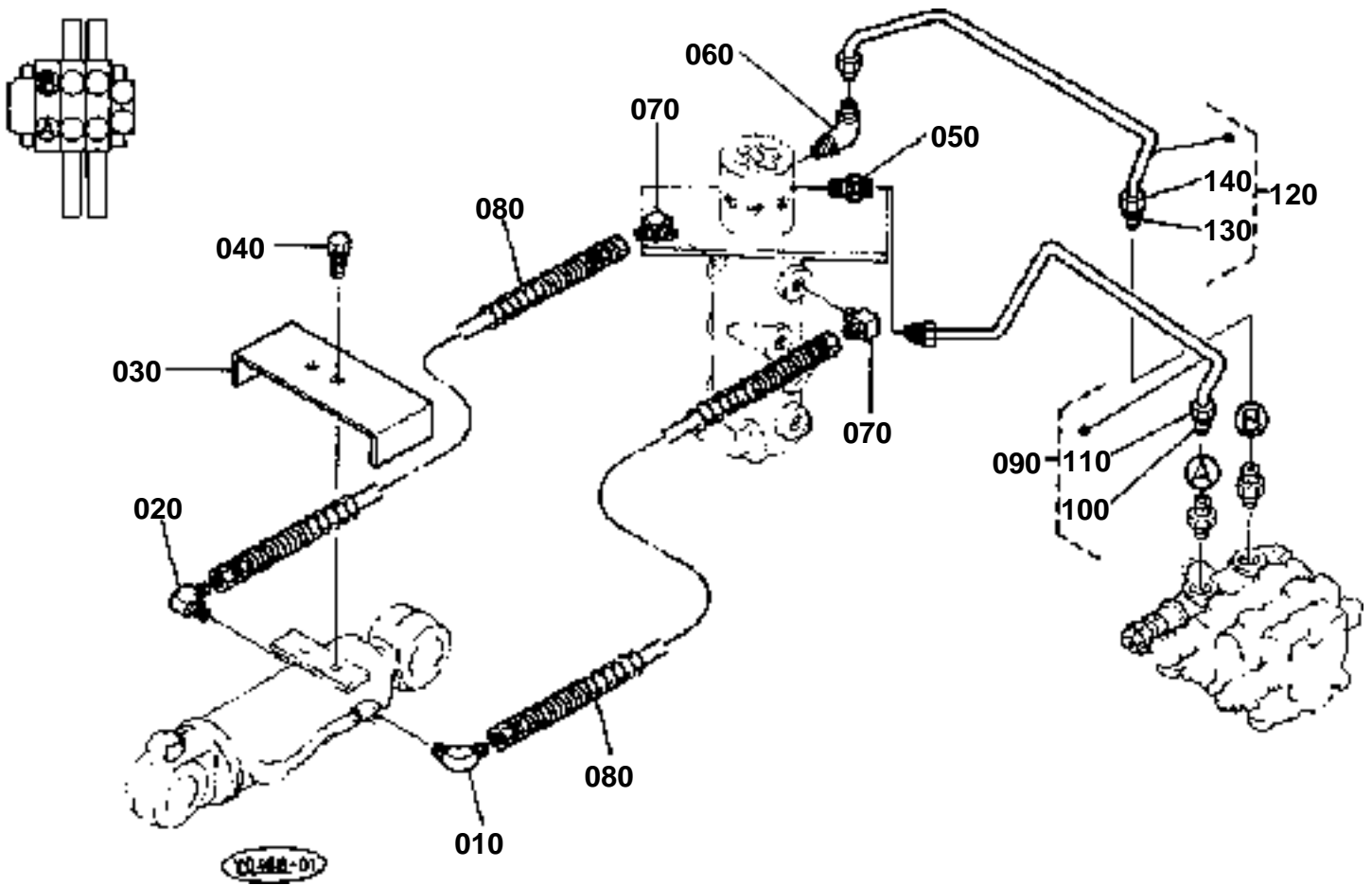


OIL PIPING (BUCKET 2)

↔ Interchangeable; ≠ not interchangeable; ← new for old; → old for new

REF.No	Part No.	Description	Q'ty	S.No.	I/C	REMARKS	Weight (kgf)	Weight (lb)
010	68021-62440	ELBOW	2				0	0
020	68318-95310	PROTECTOR	1			1600MM ARM TYPE	0.8	1.76
020	69741-67830	PROTECTOR	1			1300MM ARM TYPE	0	0
030	01133-61220	BOLT	2				0.033	0.0726
040	04013-60120	WASHER PLAIN	2				0.01	0.022
050	69781-68810	PIPE HYDRAULIC	1	55592			0	0
050	69781-68812	PIPE HYDRAULIC	1	55593	≠		0	0
060	69781-68820	PIPE HYDRAULIC	1	55592			0	0
060	69781-68822	PIPE HYDRAULIC	1	55593	≠		0	0
070	68318-68750	CLAMP	2	55592			0.09	0.198
080	68318-68740	CLAMP	1	55592			0.04	0.088
090	01133-61030	BOLT	3	55592			0.023	0.0506
100	01133-61025	BOLT	2	55592			0.02	0.044
100	01133-61030	BOLT	2	55593	≠		0.023	0.0506
110	68651-63950	HOSE	2	55064		1300MM ARM TYPE	0.8	1.76
110	69781-63950	HOSE	2	55065	↔	1300MM ARM TYPE	0	0
110	68651-95130	HOSE	2			1600MM ARM TYPE	0.9	1.98
115	68641-68150	ADAPTER	1			1600MM ARM TYPE	0.07	0.154
120	68658-63550	HOSE	1	55064			1.4	3.08
120	69788-63550	HOSE	1	55065	↔		0	0
130	68658-63560	HOSE	1	55064			1.5	3.3
130	69788-63560	HOSE	1	55065	↔		0	0
140	69728-68400	ASSY CLAMP	1	55593			0	0
150	69728-68560	PLATE	2	55593			0	0
160	69741-68780	COLLAR	2	55593			0	0
170	69728-68550	CLAMP	2	55593			0	0
180	01133-61060	BOLT	2	55593			0.04	0.088

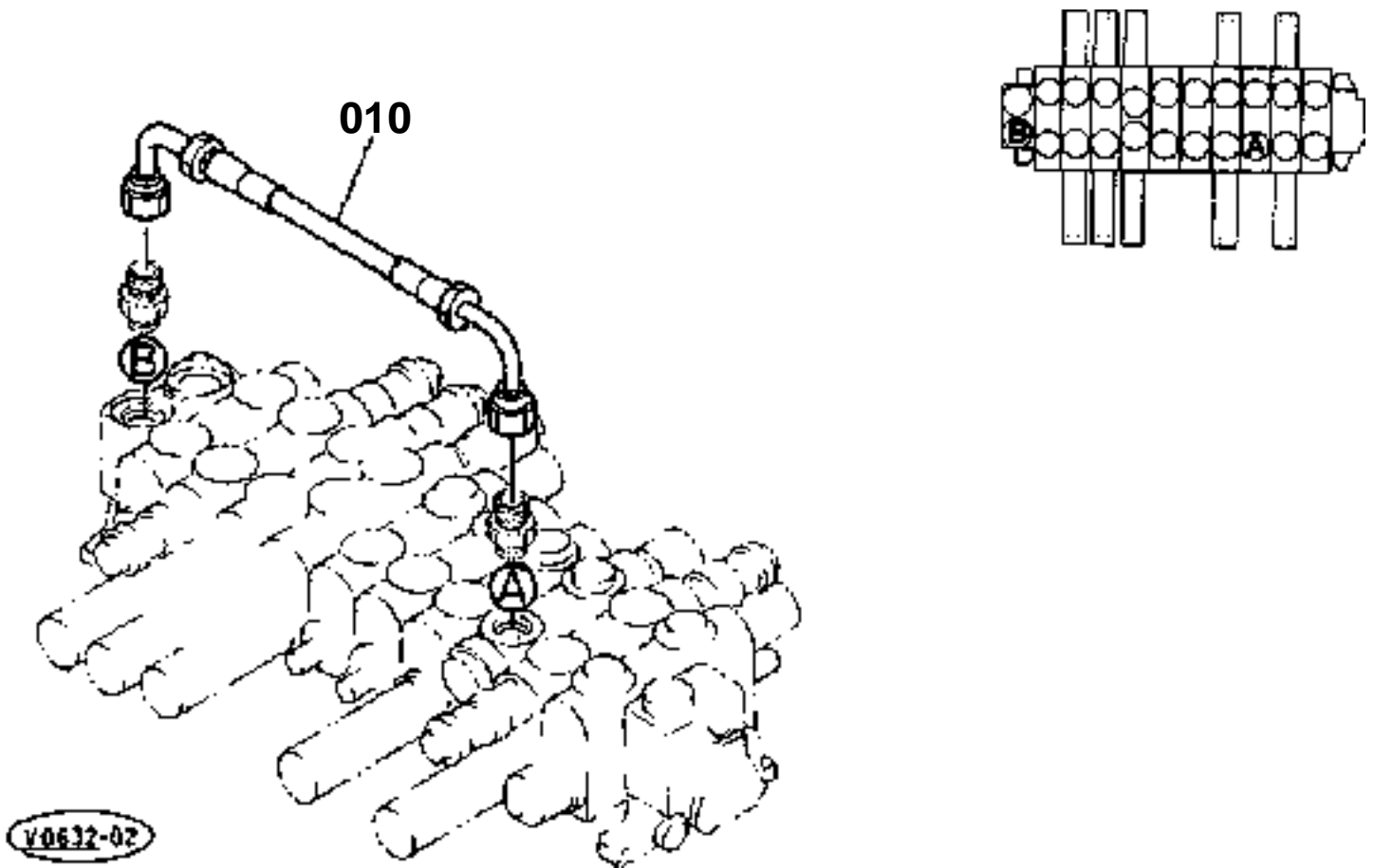
OIL PIPING (BLADE)



**OIL PIPING (BLADE)**

↔ Interchangeable; ≠ not interchangeable; ← new for old; → old for new

REF.No	Part No.	Description	Q'ty	S.No.	I/C	REMARKS	Weight (kgf)	Weight (lb)
010	68331-63230	ELBOW ADAPTER	1				0	0
020	68741-68960	POPPET	1				0.051	0.1122
030	69741-75210	COVER	1				0	0
040	01133-61020	BOLT	2				0.02	0.044
050	68721-68490	BODY	1	55064			0	0
050	69421-68490	BODY	1	55065	↔		0	0
060	68111-64930	BODY	1	55064			0	0
060	69481-64930	BODY	1	55065	↔		0	0
070	68351-63660	ADAPTER	2	55278			0.055	0.121
070	68331-63230	ADAPTER	2	55279	↔		0	0
080	68651-63743	HOSE	2	55064			0.5	1.1
080	69781-63743	HOSE	2	55065	↔		0	0
090	68391-63810	PIPE HYDRAULIC	1	55064			0.3	0.66
090	69761-63810	PIPE HYDRAULIC	1	55065	↔		0	0
100	68741-68480	SLEEVE	2	55064			0	0
100	69441-68480	SLEEVE	2	55065	↔		0	0
110	68741-68460	NUT	2	55064			0.024	0.0528
110	69441-68460	NUT	2	55065	↔		0	0
120	68391-63820	PIPE HYDRAULIC	1	55064			0.32	0.704
120	69761-63820	PIPE HYDRAULIC	1	55065	↔		0	0
130	68741-68480	SLEEVE	2	55064			0	0
130	69441-68480	SLEEVE	2	55065	↔		0	0
140	68741-68460	NUT	2	55064			0.024	0.0528
140	69441-68460	NUT	2	55065	↔		0	0

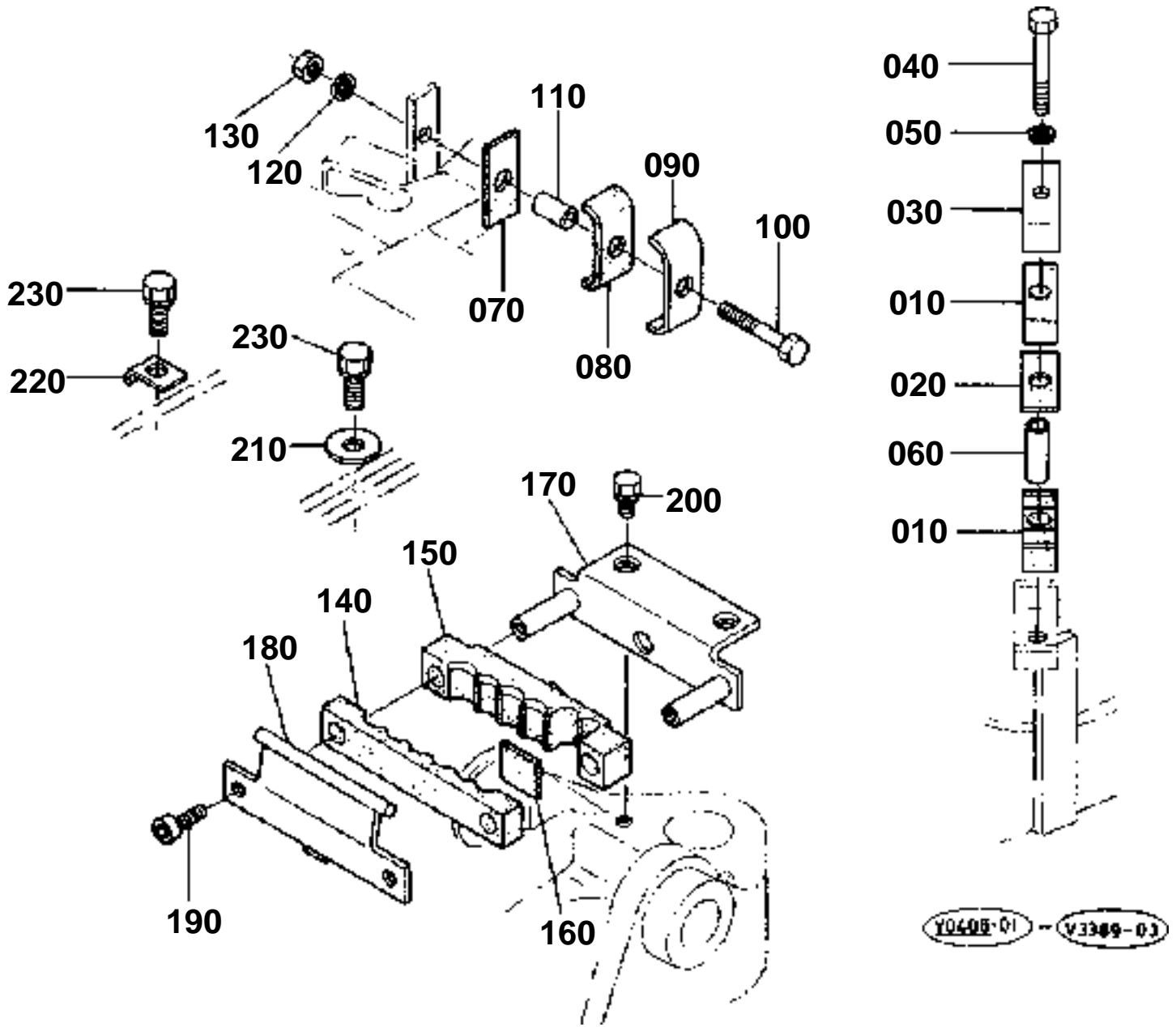




OIL PIPING (CONFLUENCE)

↔ Interchangeable; ≠ not interchangeable; ← new for old; → old for new

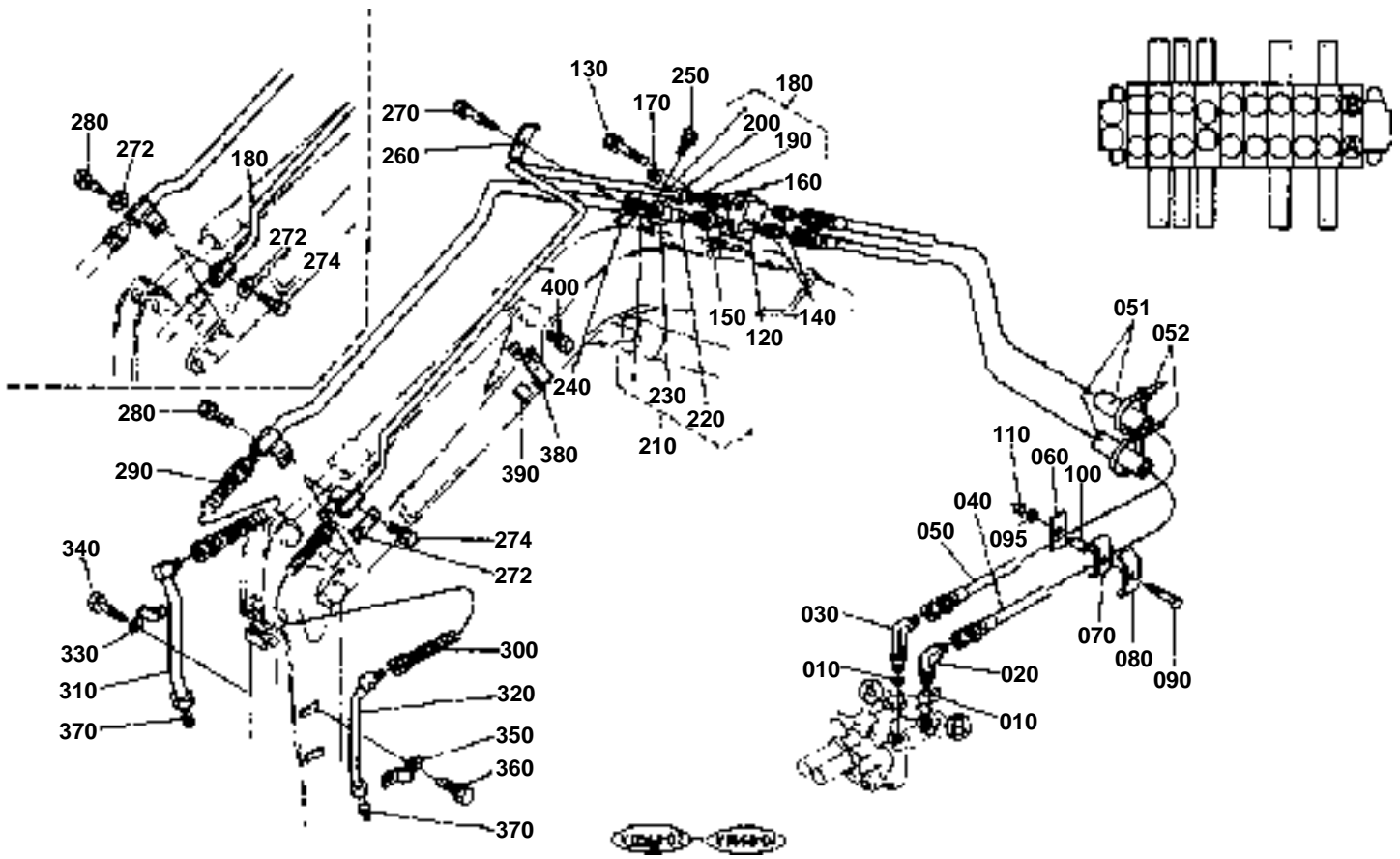
REF.No	Part No.	Description	Q'ty	S.No.	I/C	REMARKS	Weight (kgf)	Weight (lb)
010	68651-63590	HOSE	1	55064			0.31	0.682
010	69781-63590	HOSE	1	55065	↔		0	0



**OIL PIPING (CUSHION)**

↔ Interchangeable; ≠ not interchangeable; ← new for old; → old for new

REF.No	Part No.	Description	Q'ty	S.No.	I/C	REMARKS	Weight (kgf)	Weight (lb)
010	68311-68110	CUSHION	2				0.03	0.066
020	68311-68120	CUSHION	1	55224			0.01	0.022
020	68311-68170	CUSHION	1	55225	≠		0.016	0.0352
030	69741-68130	CLAMP	1				0	0
040	01173-61070	BOLT	1				0.043	0.0946
050	04512-60100	WASHER SPRING	1				0.002	0.0044
060	68311-68140	COLLAR	1				0.04	0.088
070	68311-68120	CUSHION	1	55224			0.01	0.022
070	68311-68170	CUSHION	1	55225	≠		0.016	0.0352
080	69741-68150	RUBBER CUSHION	1				0	0
090	69741-68130	CLAMP	1				0	0
100	01173-61060	BOLT	1				0.04	0.088
110	68311-68160	COLLAR	1				0.02	0.044
120	04512-60100	WASHER SPRING	1				0.002	0.0044
130	02118-60100	NUT	1				0.006	0.0132
140	68311-68510	CUSHION	1				0.1	0.22
150	68311-68520	CUSHION	1				0.2	0.44
160	68311-68530	CUSHION	1				0.001	0.0022
170	68318-68570	CLAMP	1	55064			0.32	0.704
170	69748-68570	CLAMP	1	55065	↔		0	0
180	68318-68580	CLAMP	1	55064			0.43	0.946
180	69748-68580	CLAMP	1	55065	↔		0	0
190	68191-21190	BOLT HEX-SOC-HD	2				0.02	0.044
200	01133-61020	BOLT	2				0.02	0.044
210	04015-60100	WASHER PLAIN	3				0.015	0.033
220	69741-96080	CLAMP	1	55527			0	0
230	01133-61025	BOLT	4	55527			0.02	0.044
230	01133-61025	BOLT	3	55528			0.02	0.044





OIL PIPING (S/P)
S.No.;<=55592

↔ Interchangeable; ≠ not interchangeable; ← new for old; → old for new

REF.No	Part No.	Description	Q'ty	S.No.	I/C	REMARKS	Weight (kgf)	Weight (lb)
010	04810-00180	O RING	2				0.001	0.0022
020	68311-61850	JOINT PIPE(LF/-F/)	1	55064			0.1	0.22
020	69741-61850	JOINT PIPE(LF/-F/)	1	55065	↔		0	0
030	68311-61860	JOINT PIPE(LF/-F/)	1	55064			0.27	0.594
030	69741-61860	JOINT PIPE(LF/-F/)	1	55065	↔		0	0
040	68658-92810	HOSE	1	55064			3	6.6
040	69788-92810	HOSE	1	55065	↔		0	0
050	68658-92820	HOSE	1	55064			3	6.6
050	69788-92820	HOSE	1	55065	↔		0	0
051	68391-63680	TUBE	4	55131			0.04	0.088
051	69761-63680	TUBE	4	55132	↔		0	0
052	55311-41260	BAND CORD	4				0.007	0.0154
060	68311-68120	CUSHION	1	55278			0.01	0.022
060	68311-68170	CUSHION	1	55279	←		0.016	0.0352
060	68311-68790	CUSHION	1	55476	←		0.03	0.066
070	69251-63920	CUSHION	1				0.03	0.066
080	68311-68770	CLAMP	1	55064			0.11	0.242
080	69741-68770	CLAMP	1	55065	↔		0	0
090	01133-61090	BOLT	1				0.05	0.11
100	68311-68160	COLLAR	1	55475			0.02	0.044
100	68311-68780	COLLAR	1	55476	←		0.015	0.033
110	02118-60100	NUT	1				0.006	0.0132
120	68318-92580	BLOCK	1	55064			0	0
120	69748-92580	BLOCK	1	55065	↔		0	0
130	01133-61050	BOLT	2				0.035	0.077
140	68351-68540	ADAPTER	2				0	0
150	68311-92210	JOINT PIPE(ST/-)	1	55064			0.17	0.374
150	69741-92210	JOINT PIPE(ST/-)	1	55065	↔		0	0
160	68773-68360	BODY	1	55131			0	0
160	69473-68360	BODY	1	55132	↔		0	0
170	06312-10040	PLUG	1				0.04	0.088
180	68658-92650	PIPE HYDRAULIC	1	55002			2.3	5.06
180	69781-92650	PIPE HYDRAULIC	1	55003	↔		0	0
180	69781-92652	PIPE HYDRAULIC	1	55065	←		0	0
190	68773-68340	SLEEVE	1	55002			0.006	0.0132
200	68773-68330	NUT	1	55002			0.07	0.154
210	68658-92660	PIPE HYDRAULIC	1	55002			3.6	7.92
210	69781-92660	PIPE HYDRAULIC	1	55003	↔		0	0
240	69741-92220	CLAMP	1				0	0
250	01133-61016	BOLT	2				0.018	0.0396
260	68318-92230	CLAMP	1	55064			0	0
260	69748-92230	CLAMP	1	55065	↔		0	0
260	69748-92232	CLAMP	1	55440	←		0	0
270	01133-61050	BOLT	1				0.035	0.077
272	69741-92690	WASHER	2	55065			0	0
274	01133-61030	BOLT	1	55065			0.023	0.0506
280	01133-61020	BOLT	1				0.02	0.044
290	68651-92830	HOSE	1	55064			1.5	3.3
290	69781-92830	HOSE	1	55065	↔		0	0
300	68651-92840	HOSE	1	55064			1.2	2.64
300	69781-92840	HOSE	1	55065	↔		0	0
310	69781-92670	PIPE HYDRAULIC	1				0	0
320	69781-92680	PIPE HYDRAULIC	1				0	0
330	68318-92240	CLAMP	2	55064			0.13	0.286
330	69748-92240	CLAMP	2	55065	↔		0	0
340	01133-61016	BOLT	4				0.018	0.0396
350	68318-92250	CLAMP	2	55064			0.1	0.22
350	69748-92250	CLAMP	2	55065	↔		0	0
360	01133-61016	BOLT	4				0.018	0.0396
370	06312-10040	PLUG	2				0.04	0.088

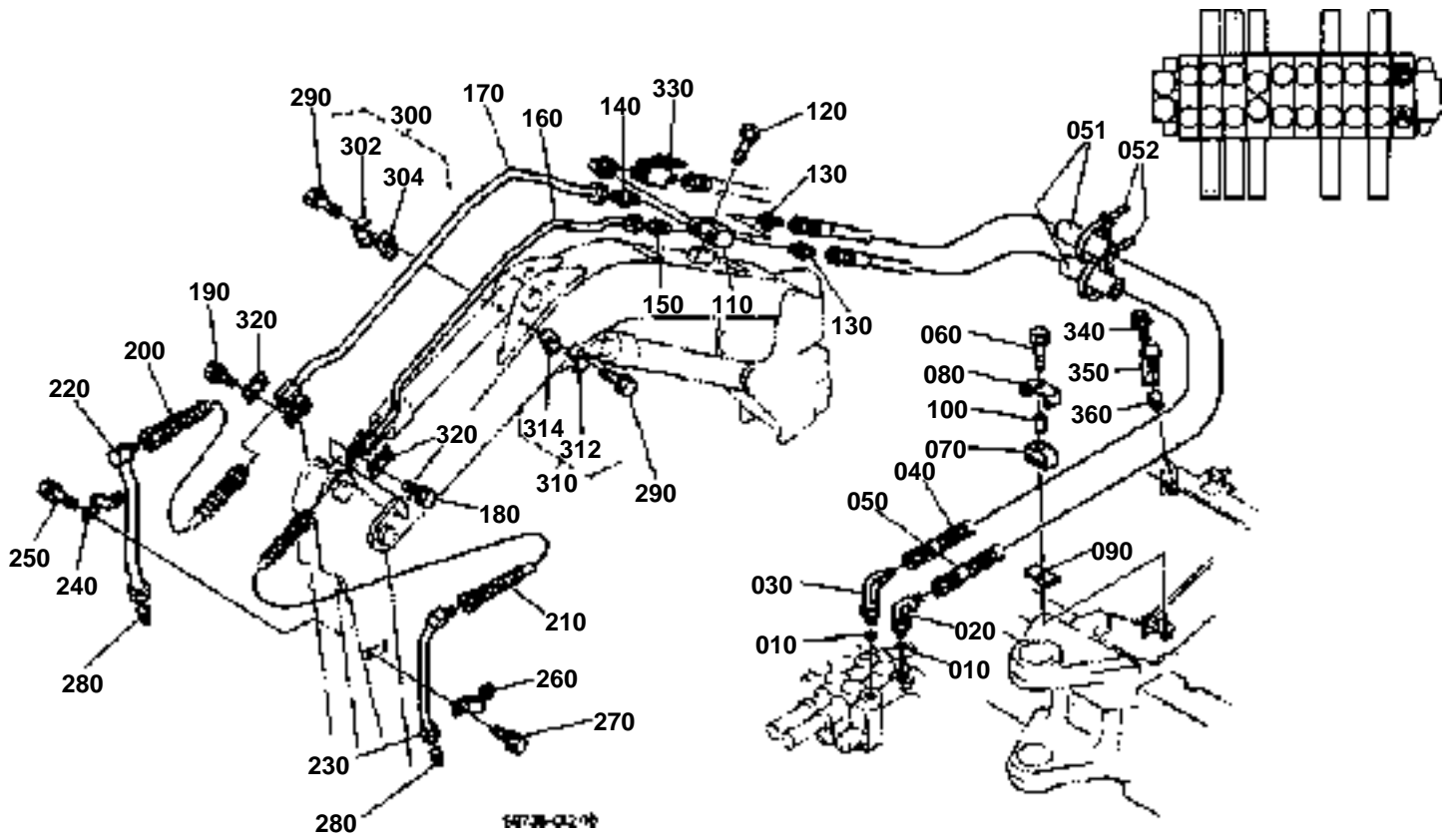


OIL PIPING (S/P)
S.No.;<=55592

↔ Interchangeable; ≠ not interchangeable; ← new for old; → old for new

REF.No	Part No.	Description	Q'ty	S.No.	I/C	REMARKS	Weight (kgf)	Weight (lb)
380	68318-92640	CLAMP	1				0.07	0.154
390	68311-92630	CUSHION	1				0.01	0.022
400	01133-61016	BOLT	1				0.018	0.0396

OIL PIPING (S/P)



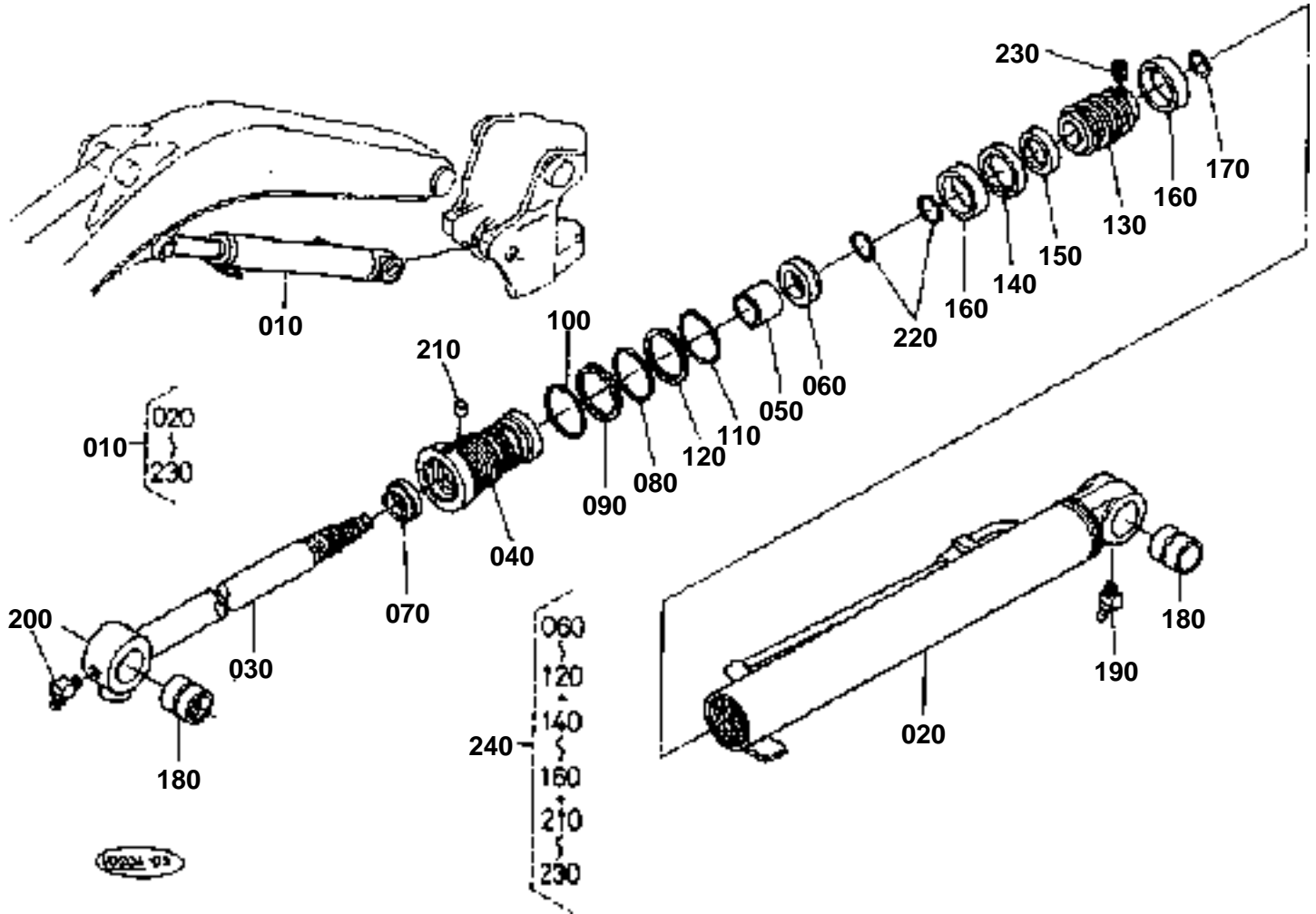


OIL PIPING (S/P)
S.No.;>=55593

↔ Interchangeable; ≠ not interchangeable; ← new for old; → old for new

REF.No	Part No.	Description	Q'ty	S.No.	I/C	REMARKS	Weight (kgf)	Weight (lb)
010	04810-00180	O RING	2				0.001	0.0022
020	69741-61850	JOINT PIPE(LF/-F/)	1				0	0
030	69741-61860	JOINT PIPE(LF/-F/)	1				0	0
040	69788-92813	HOSE	1				0	0
050	69788-92824	HOSE	1				0	0
051	69761-63680	TUBE	4				0	0
052	55311-41260	BAND CORD	4				0.007	0.0154
060	01135-61060	BOLT	1				0.047	0.1034
070	69251-63920	CUSHION	1				0.03	0.066
080	69741-68132	CLAMP	1				0	0
090	68311-68150	CUSHION	1				0.015	0.033
100	69741-68160	COLLAR	1				0	0
110	69728-92580	BLOCK	1				0	0
120	01133-61050	BOLT	2				0.035	0.077
130	69738-64130	ADAPTER	2				0	0
140	69748-92210	ADAPTER	1				0	0
150	69738-68440	ADAPTER	1				0	0
160	69781-92653	PIPE HYDRAULIC	1				0	0
170	69781-92662	PIPE HYDRAULIC	1				0	0
180	01133-61030	BOLT	1				0.023	0.0506
190	01133-61020	BOLT	1				0.02	0.044
200	69781-92830	HOSE	1				0	0
210	69781-92840	HOSE	1				0	0
220	69781-92670	PIPE HYDRAULIC	1				0	0
230	69781-92680	PIPE HYDRAULIC	1				0	0
240	69748-92240	CLAMP	2				0	0
250	01133-61016	BOLT	4				0.018	0.0396
260	69748-92250	CLAMP	2				0	0
270	01133-61016	BOLT	4				0.018	0.0396
280	06312-10040	PLUG	2				0.04	0.088
290	01133-61055	BOLT	2				0.04	0.088
300	69738-92300	ASSY CLAMP	1				0.1	0.22
302	69738-92310	CLAMP	1				0	0
304	69738-92322	CUSHION	1				0	0
310	69738-92340	ASSY CLAMP	1				0.105	0.231
312	69738-92310	CLAMP	1				0	0
314	69738-92350	CUSHION	1				0	0
320	69741-92752	PLATE	2				0	0
330	69728-92540	STOP VALVE	1				0	0
340	01135-61060	BOLT	1				0.047	0.1034
350	69728-68550	CLAMP	1				0	0
360	69741-68780	COLLAR	1				0	0

BOOM CYLINDER & COMPONENT PARTS



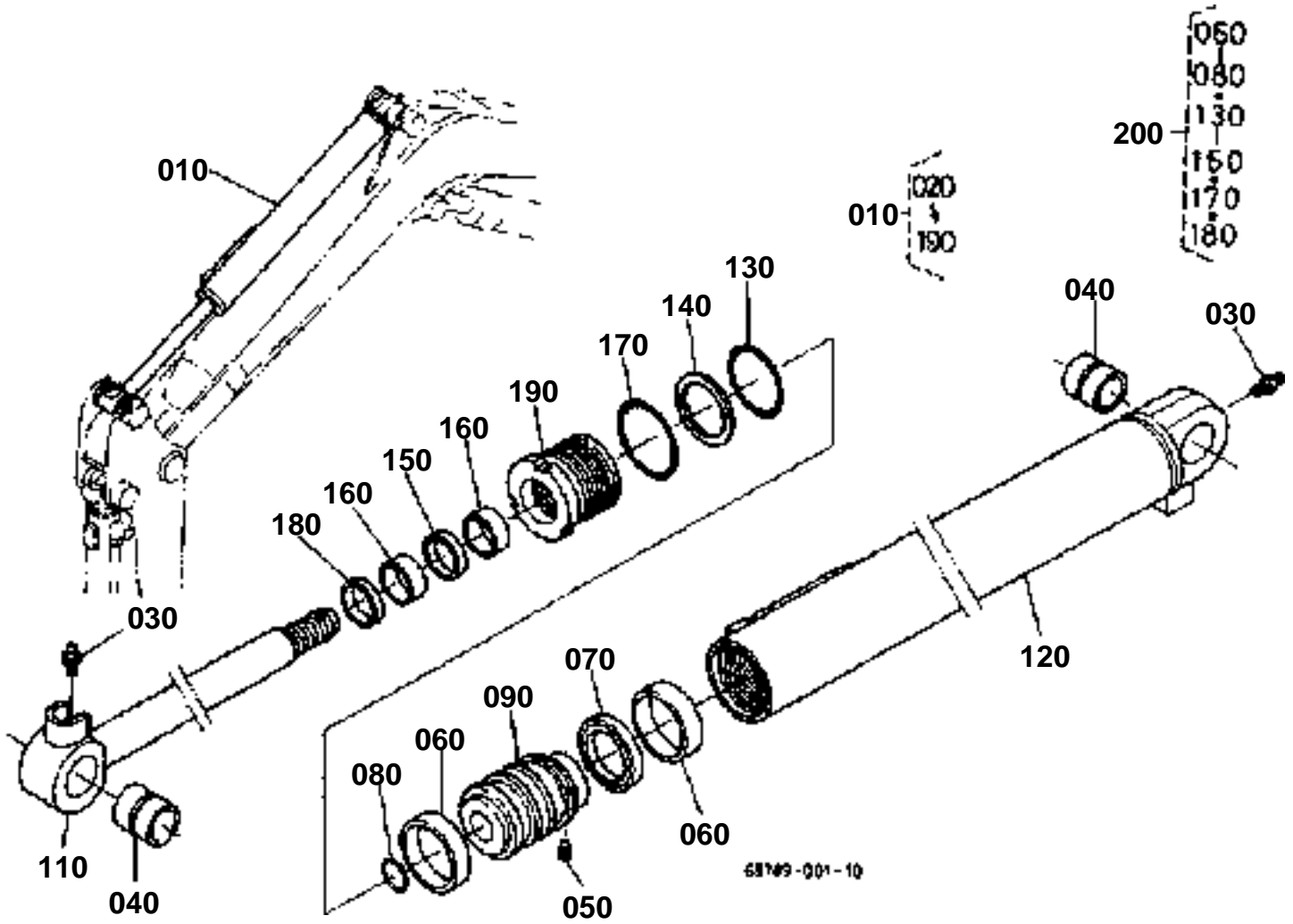


BOOM CYLINDER & COMPONENT PARTS

↔ Interchangeable; ≠ not interchangeable; ← new for old; → old for new

REF.No	Part No.	Description	Q'ty	S.No.	I/C	REMARKS	Weight (kgf)	Weight (lb)
010	69781-67700	ASSY CYLINDER BOOM	1	55592			0	0
010	69781-67704	ASSY CYLINDER BOOM	1	55593	≠		0	0
020	69781-71210	ASSY TUBE CYLINDER	1	55592			0	0
020	69781-71212	ASSY TUBE CYLINDER	1	55593	≠		0	0
030	69781-71220	ASSY ROD PISTON	1				0	0
040	69781-71230	CYLINDER HEAD W BUSH	1				0	0
050	69461-71640	BUSH ROD	1				0	0
060	69461-71510	SEAL	1				0	0
070	69461-71490	RING WIPER	1				0	0
080	69461-71520	O RING	1				0	0
090	69461-71530	RING BACK UP	1				0	0
100	69461-71560	O-RING	1				0	0
110	69461-71650	O-RING	1				0	0
120	69461-71580	RING BACK UP	1				0	0
130	69461-71460	PISTON	1				0	0
140	69461-71570	SEAL PISTON	1				0	0
150	69461-71630	RING PRESSURE	1				0	0
160	69461-71590	RING PISTON GUIDE	2				0	0
170	69461-71610	RING SNAP	1				0	0
180	69781-71940	BUSH PIN	2				0	0
190	69461-81120	NIPPLE GREASE	1	55592			0	0
190	69461-72480	NIPPLE GREASE	1	55593	≠		0	0
200	69741-71970	NIPPLE GREASE	1				0	0
210	69561-71170	PLUG RETAINING	1				0	0
220	69461-71540	O-RING	2				0	0
230	69461-81110	SCREW SET	1				0	0
240	69461-91110	KIT CYL.REPEA(BOOM)	1			OPTION	0	0

ARM CYLINDER & COMPONENT PARTS



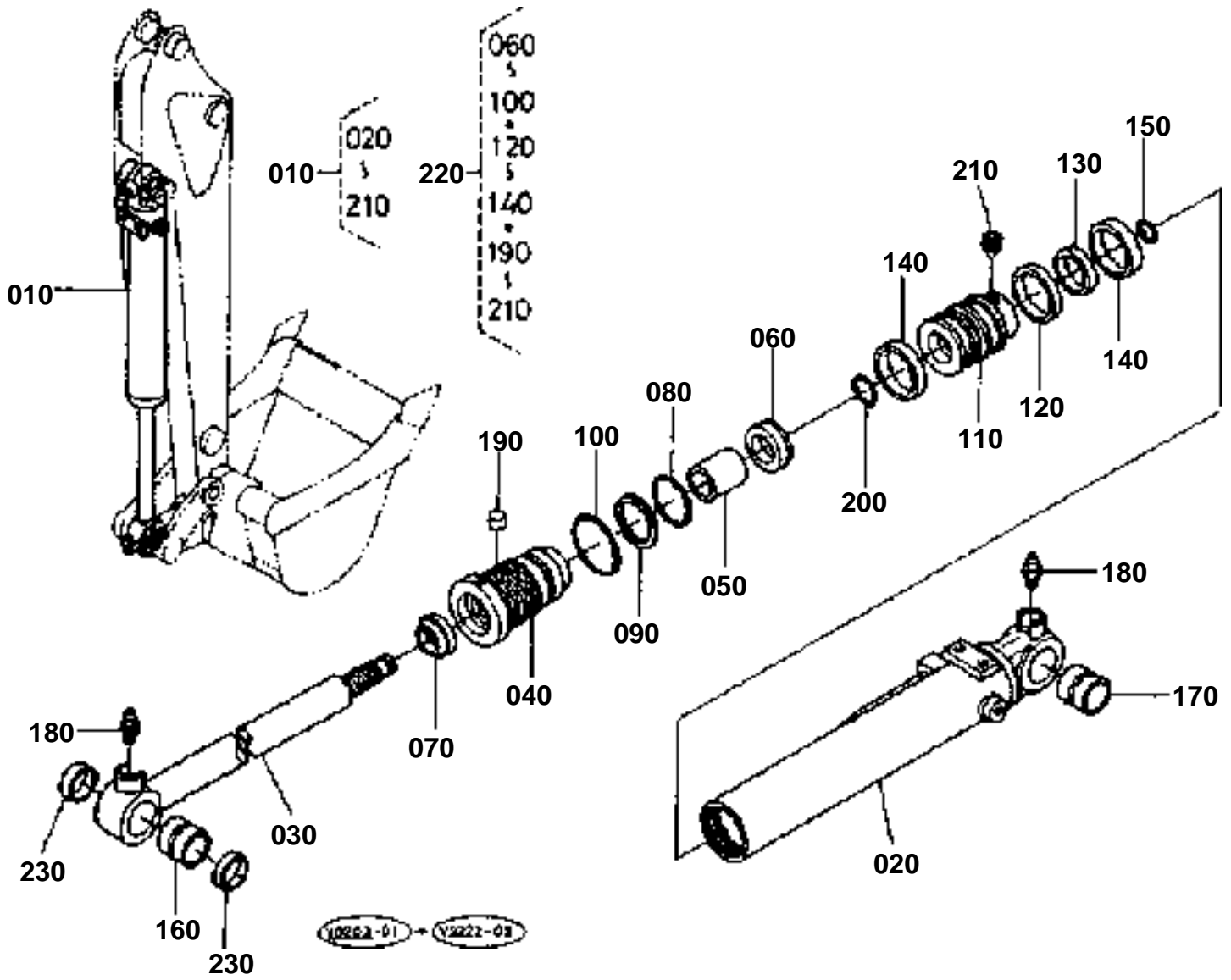


ARM CYLINDER & COMPONENT PARTS

↔ Interchangeable; ≠ not interchangeable; ← new for old; → old for new

REF.No	Part No.	Description	Q'ty	S.No.	I/C	REMARKS	Weight (kgf)	Weight (lb)
010	69781-67600	ASSY CYLINDER ARM	1	55592			0	0
010	69781-67602	ASSY CYLINDER ARM	1	55593	←		0	0
030	06611-15010	NIPPLE GREASE	2				0.01	0.022
040	69741-71910	BUSH PIN	2				0	0
050	69781-71920	SCREW	1				0	0
060	69781-71550	RING SLIDE (80)	2				0	0
070	69781-71560	PACKING PISTON (80)	1				0	0
080	69741-71570	O-RING	1				0	0
090	69781-71540	PISTON	1				0	0
110	69781-71520	ROD COMP.	1				0	0
120	69781-71510	TUBE COMP.CYL	1	55592			0	0
120	69781-71512	TUBE COMP.CYL	1	55593	←		0	0
130	69781-71640	O-RING	1				0	0
140	69781-71650	RING BACK-UP	1				0	0
150	69781-71660	PACKING ROD	1				0	0
160	69781-71670	BUCH ROD	2				0	0
170	69781-71680	O-RING	1				0	0
180	69781-71690	RING WIPER	1				0	0
190	69781-71530	CYLINDER HEAD	1				0	0
200	69781-91110	KIT SEAL	1			OPTION	0	0

BUCKET CYLINDER & COMPONENT PARTS

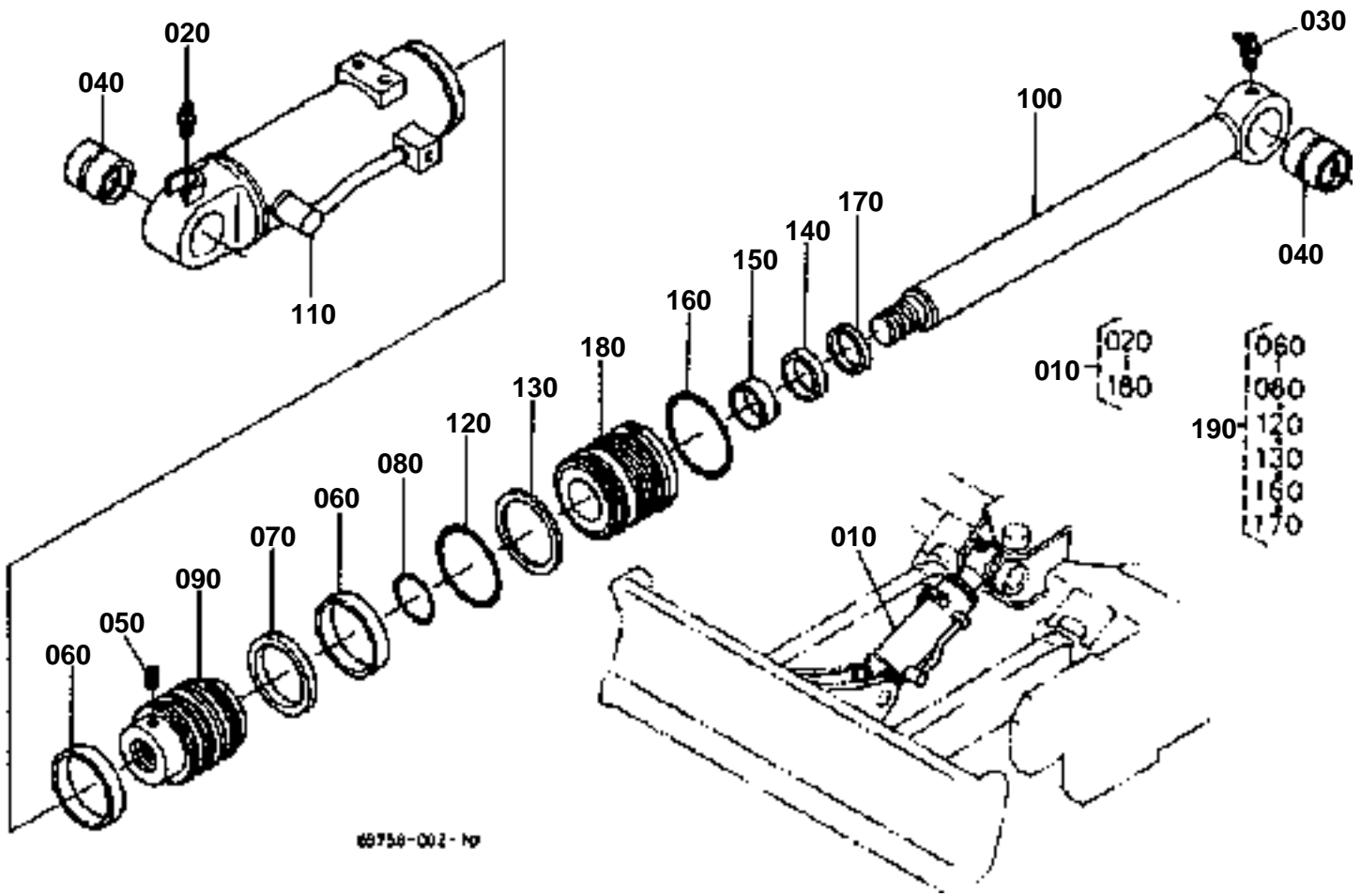


**BUCKET CYLINDER & COMPONENT PARTS**

↔ Interchangeable; ≠ not interchangeable; ← new for old; → old for new

REF.No	Part No.	Description	Q'ty	S.No.	I/C	REMARKS	Weight (kgf)	Weight (lb)
010	69761-67800	ASSY CYLINDER BUCKET	1				0	0
020	69761-72410	ASSY TUBE CYLINDER	1				0	0
030	69761-72420	ASSY ROD PISTON	1				0	0
040	69761-72430	CYLINDER HEAD	1				0	0
050	69561-71140	BUSH ROD	1				0	0
060	69561-71210	SEAL	1				0	0
070	69441-71490	RING WIPER	1				0	0
080	69561-71820	O RING	1				0	0
090	69561-71830	RING BACK UP	1				0	0
100	69561-71860	O RING	1				0	0
110	69561-71760	PISTON	1				0	0
120	69561-71870	SEAL PISTON	1				0	0
130	69561-71930	RING PRESSURE	1				0	0
140	69561-71890	RING PISTON GUIDE	2				0	0
150	69561-71910	RING SNAP	1				0	0
160	69441-72130	BUSH PIN	1				0	0
170	69441-71430	BUSH PIN	1				0	0
180	69461-81120	NIPPLE GREASE	2				0	0
190	69561-71170	PLUG RETAINING	1				0	0
200	69561-71840	O RING	1				0	0
210	69461-81110	SCREW SET	1				0	0
220	69561-91120	KIT CYL.REPEA	1			OPTION	0	0
230	68741-66780	SEAL DUST	2				0.01	0.022

BLADE CYLINDER & COMPONENT PARTS



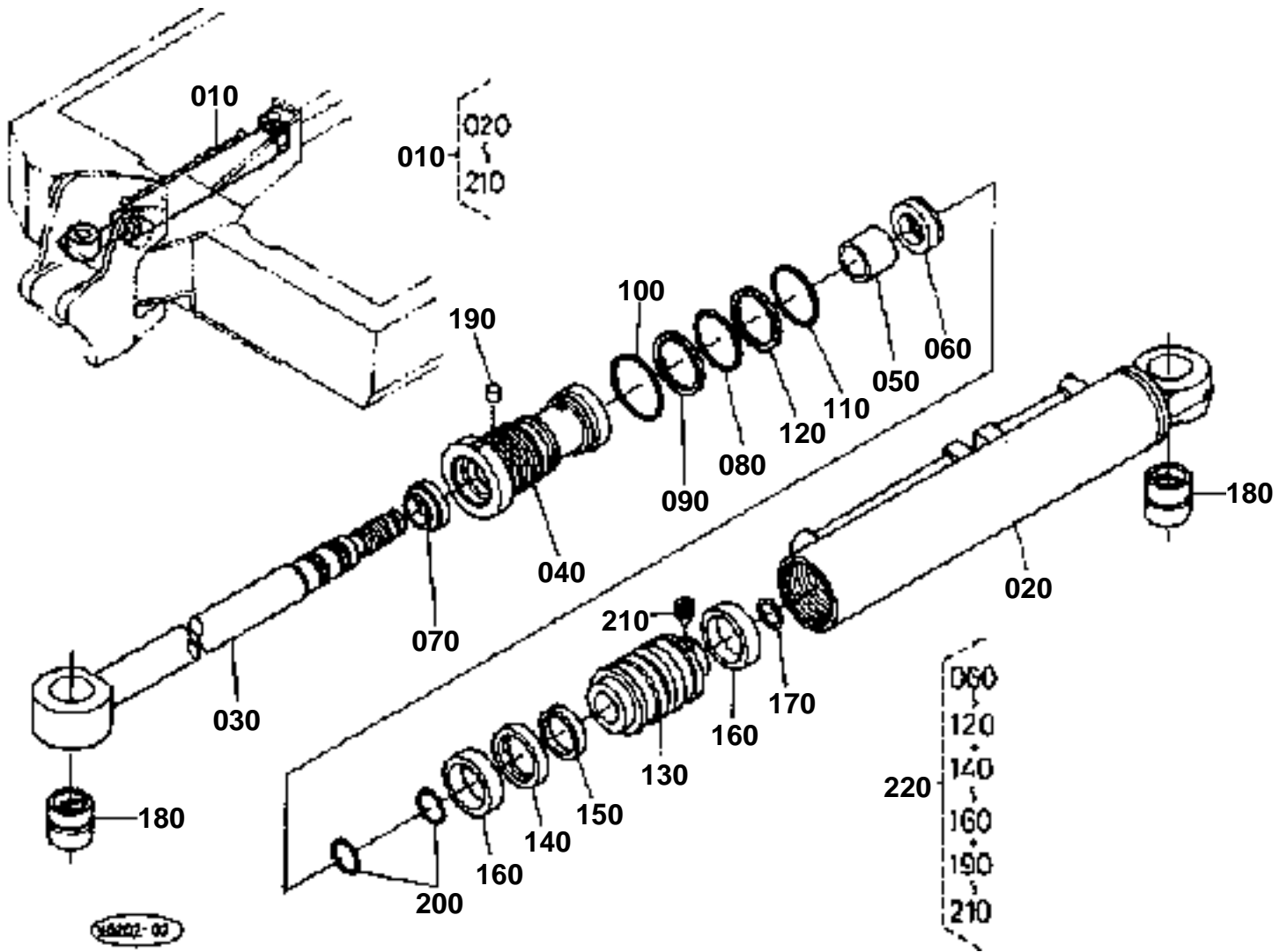


BLADE CYLINDER & COMPONENT PARTS

↔ Interchangeable; ≠ not interchangeable; ← new for old; → old for new

REF.No	Part No.	Description	Q'ty	S.No.	I/C	REMARKS	Weight (kgf)	Weight (lb)
010	69741-75100	ASSY CYLINDER BLADE	1				0	0
020	06611-15010	NIPPLE GREASE	1				0.01	0.022
030	06616-25010	NIPPLE GREASE	1				0.008	0.0176
040	69741-71930	BUSH PIN	2				0	0
050	69741-71920	SCREW	1				0	0
060	69741-71750	RING SLIDE (90)	2				0	0
070	69741-71760	PACKING PISTON (90)	1				0	0
080	69741-71770	O-RING	1				0	0
090	69741-71740	PISTON	1				0	0
100	69741-71720	ROD COMP.	1				0	0
110	69741-71710	TUBE COMP.CYL	1				0	0
120	69741-71840	O-RING	1				0	0
130	69741-71850	RING BACK-UP	1				0	0
140	69741-71860	PACKING ROD	1				0	0
150	69741-71870	BUCH ROD	1				0	0
160	69741-71880	O-RING	1				0	0
170	69741-71890	RING WIPER	1				0	0
180	69741-71730	CYLINDER HEAD	1				0	0
190	69741-91120	KIT SEAL	1			OPTION	0	0

SWING CYLINDER & COMPONENT PARTS



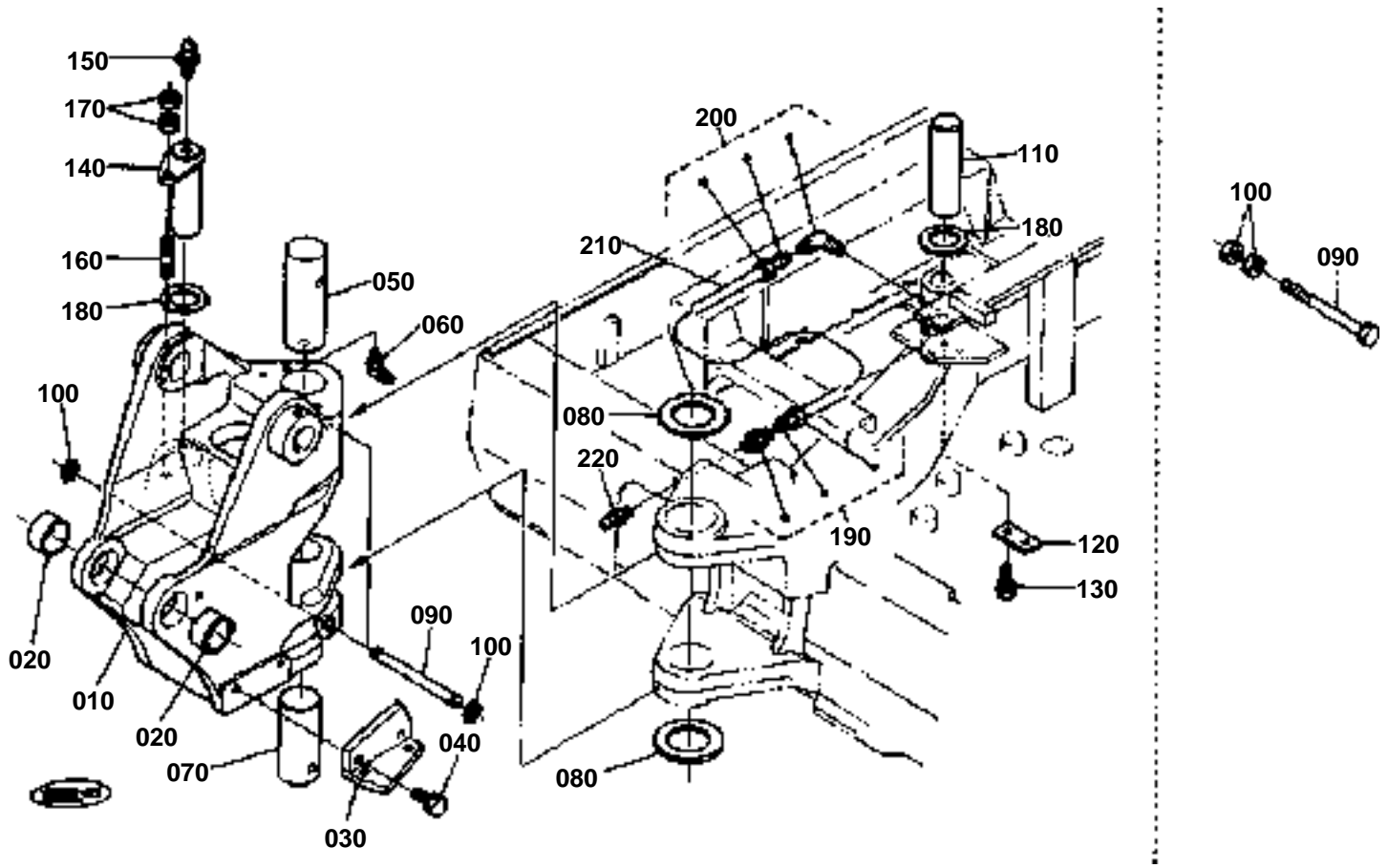


SWING CYLINDER & COMPONENT PARTS

↔ Interchangeable; ≠ not interchangeable; ← new for old; → old for new

REF.No	Part No.	Description	Q'ty	S.No.	I/C	REMARKS	Weight (kgf)	Weight (lb)
010	69741-67400	ASSY CYLINDER SWING	1				0	0
020	69741-71010	ASSY TUBE CYLINDER	1				0	0
030	69741-71020	ASSY ROD PISTON	1				0	0
040	69741-71030	CYLINDER HEAD W BUSH	1				0	0
050	69561-71140	BUSH ROD	1				0	0
060	69561-71210	SEAL	1				0	0
070	69561-71190	RING WIPER	1				0	0
080	69561-71220	O RING	1				0	0
090	69561-71230	RING BACK UP	1				0	0
100	69561-71260	O RING	1				0	0
110	69561-71250	O RING	1				0	0
120	69561-71280	RING BACK UP	1				0	0
130	69561-71160	PISTON	1				0	0
140	69561-71270	SEAL PISTON	1				0	0
150	69561-71330	RING PRESSURE	1				0	0
160	69561-71290	RING PISTON GUIDE	2				0	0
170	69561-71310	RING SANP	1				0	0
180	69561-71130	BUSH PIN	2				0	0
190	69561-71170	PLUG RETAINING	1				0	0
200	69561-71240	O RING	2				0	0
210	69461-81110	SCREW SET	1				0	0
220	69561-91110	KIT CYL.REPEA(SWING)	1			OPTION	0	0

SWING BRACKET

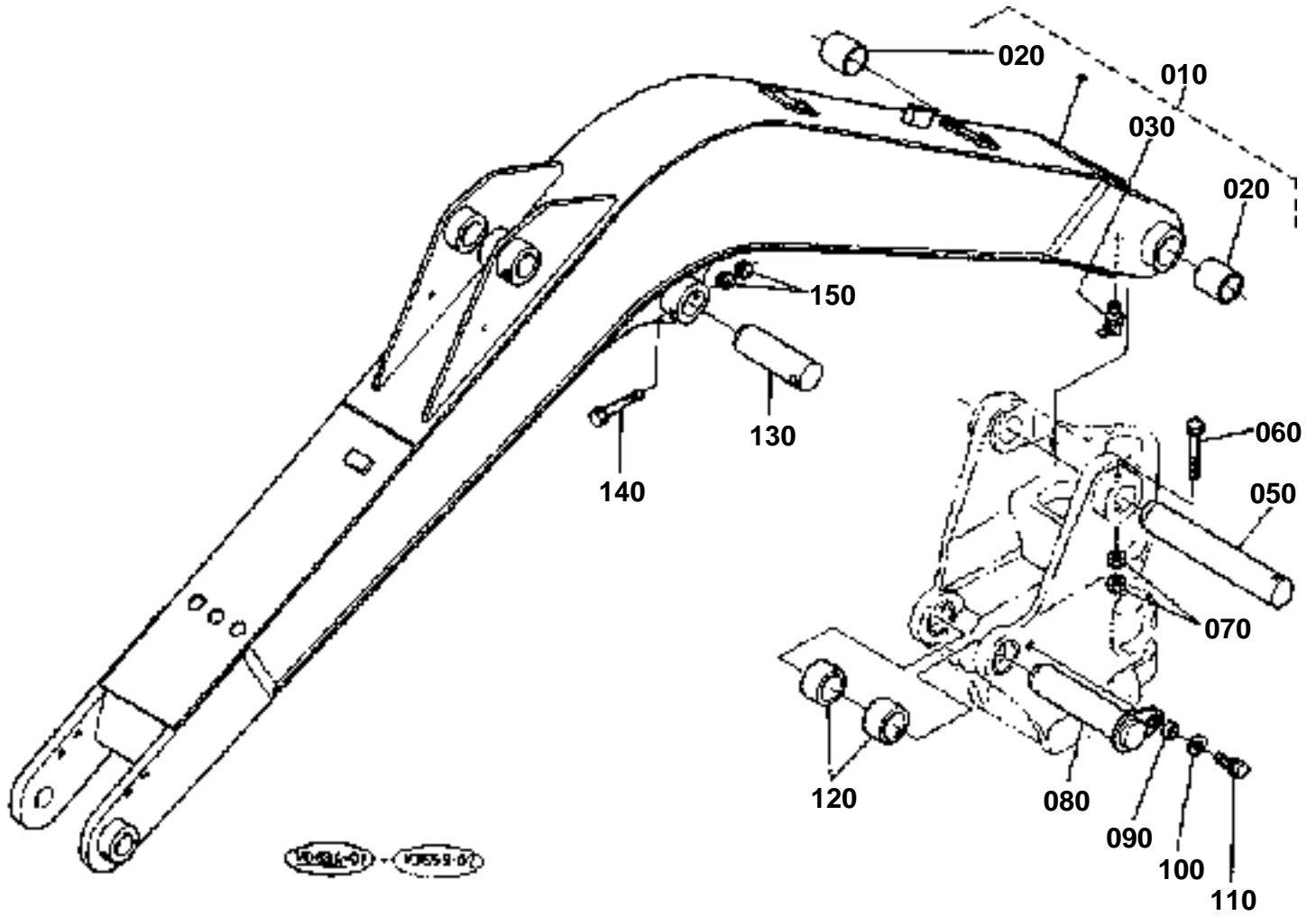


**SWING BRACKET**

↔ Interchangeable; ≠ not interchangeable; ← new for old; → old for new

REF.No	Part No.	Description	Q'ty	S.No.	I/C	REMARKS	Weight (kgf)	Weight (lb)
010	68658-66410	BRACKET SWING	1	55002			80	176
010	68658-66412	BRACKET SWING	1	55003	→		0	0
010	69788-66412	BRACKET SWING	1	55065	↔		0	0
010	69781-66416	BRACKET SWING	1	55593	≠		0	0
020	68651-66440	BUSH	2	55002			0.21	0.462
020	69781-66440	BUSH	2	55003	↔		0	0
030	68658-66490	STOPPER	1				2.05	4.51
040	01133-61035	BOLT	2				0.027	0.0594
050	68311-66450	PIN	1	55002			3.51	7.722
050	68311-66452	PIN	1	55003	≠		0	0
050	69741-66452	PIN	1	55065	↔		0	0
060	06616-25010	NIPPLE GREASE	1				0.008	0.0176
070	68311-66460	PIN	1	55002			2.85	6.27
070	68311-66462	PIN	1	55003	≠		0	0
070	69741-66462	PIN	1	55065	↔		0	0
080	68351-66450	COLLAR THRUST	2	55064			0.13	0.286
080	69481-66450	COLLAR THRUST	2	55065	↔		0	0
090	01173-61608	BOLT	2	55002			0	0
090	68311-66470	PIN	2	55003	≠		0.225	0.495
100	02174-60160	NUT	4	55002			0.02	0.044
100	04612-00160	CIR CLIP EXTERNAL	4	55003	≠		0.001	0.0022
110	68541-67440	PIN	1	55064			1.58	3.476
110	69561-67440	PIN	1	55065	↔		0	0
120	68741-67450	PLATE KEY	1				0.08	0.176
130	01133-61020	BOLT	2				0.02	0.044
140	68741-67463	PIN	1				1.45	3.19
150	06611-15010	NIPPLE GREASE	1				0.01	0.022
160	01517-61025	STUD	1				0.02	0.044
170	02118-60100	NUT	2				0.006	0.0132
180	69421-66980	SHIM	3				0	0
190	68721-67390	CONNECTOR	1				0.035	0.077
200	68721-67480	CONNECTOR	1				0.02	0.044
210	69741-67470	TUBE GREASE	1				0	0
220	06611-15010	NIPPLE GREASE	1				0.01	0.022

BOOM



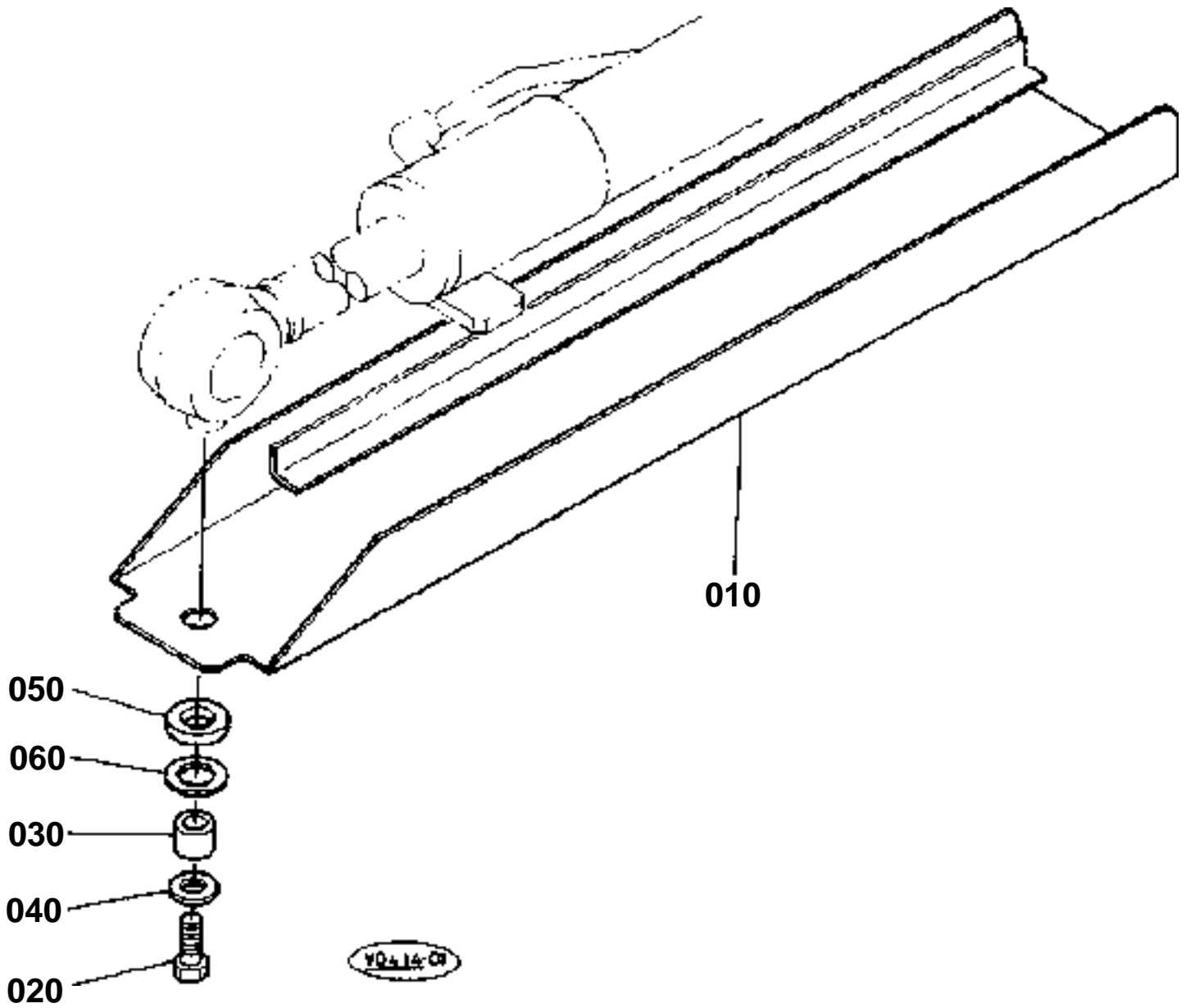
160-01 1355-01

**BOOM**

↔ Interchangeable; ≠ not interchangeable; ← new for old; → old for new

REF.No	Part No.	Description	Q'ty	S.No.	I/C	REMARKS	Weight (kgf)	Weight (lb)
010	69781-66500	ASSY BOOM	1	55592			0	0
010	69788-66508	ASSY BOOM	1	55593	≠		0	0
020	69461-66520	BUSH	2	55592			0	0
020	69461-66524	BUSH	2	55593	≠		0	0
030	06616-25010	NIPPLE GREASE	1				0.008	0.0176
050	68651-66540	PIN	1	55064			5.2	11.44
050	69781-66540	PIN	1	55065	↔		0	0
060	01173-61202	BOLT	1				0.096	0.2112
070	02174-60120	NUT	2				0.01	0.022
080	68761-93183	PIN	1	55064			2.7	5.94
080	69788-66580	PIN	1	55065	↔		0	0
080	69461-93184	PIN	1	55593	≠		0	0
090	68741-66920	SPACER	1				0.01	0.022
100	04015-60120	WASHER PLAIN	1				0.022	0.0484
110	01133-61225	BOLT	1				0.037	0.0814
120	69781-66570	COLLAR	2				0	0
130	68761-67560	PIN	1	55064			1.98	4.356
130	69461-67560	PIN	1	55065	↔		0	0
140	01173-61295	BOLT	1				0.085	0.187
150	02174-60120	NUT	2				0.01	0.022

CYLINDER COVER (BOOM)

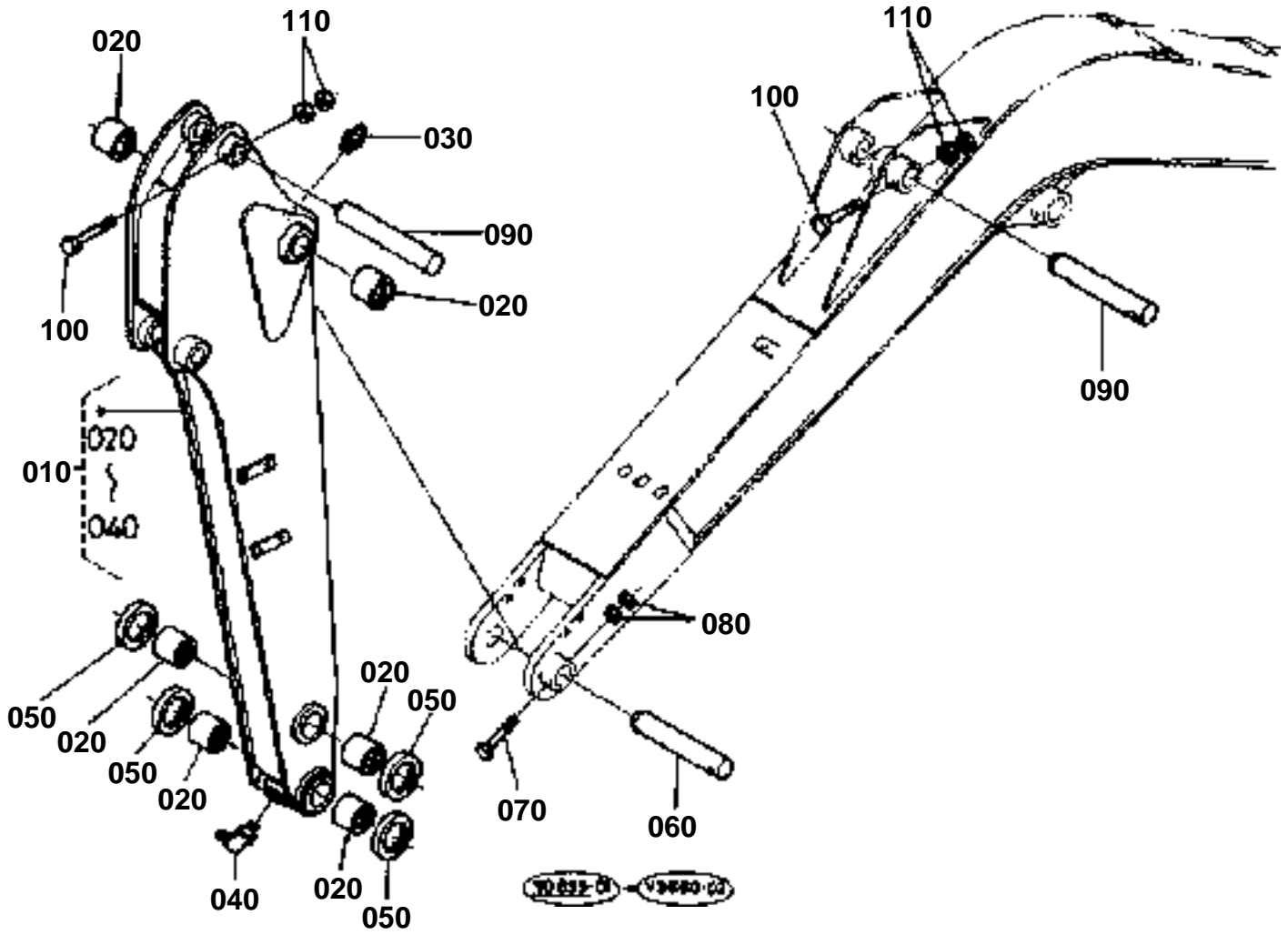




CYLINDER COVER (BOOM)

↔ Interchangeable; ≠ not interchangeable; ← new for old; → old for new

REF.No	Part No.	Description	Q'ty	S.No.	I/C	REMARKS	Weight (kgf)	Weight (lb)
010	69781-67530	COVER	1				0	0
020	01173-61220	BOLT	1				0.029	0.0638
030	69561-66580	COLLAR	1				0	0
040	04013-60120	WASHER PLAIN	1				0.01	0.022
050	68541-66560	CUSHION	1	55131			0	0
050	68541-66562	CUSHION	1	55132	←		0.01	0.022
060	04015-60160	WASHER PLAIN	1				0.058	0.1276

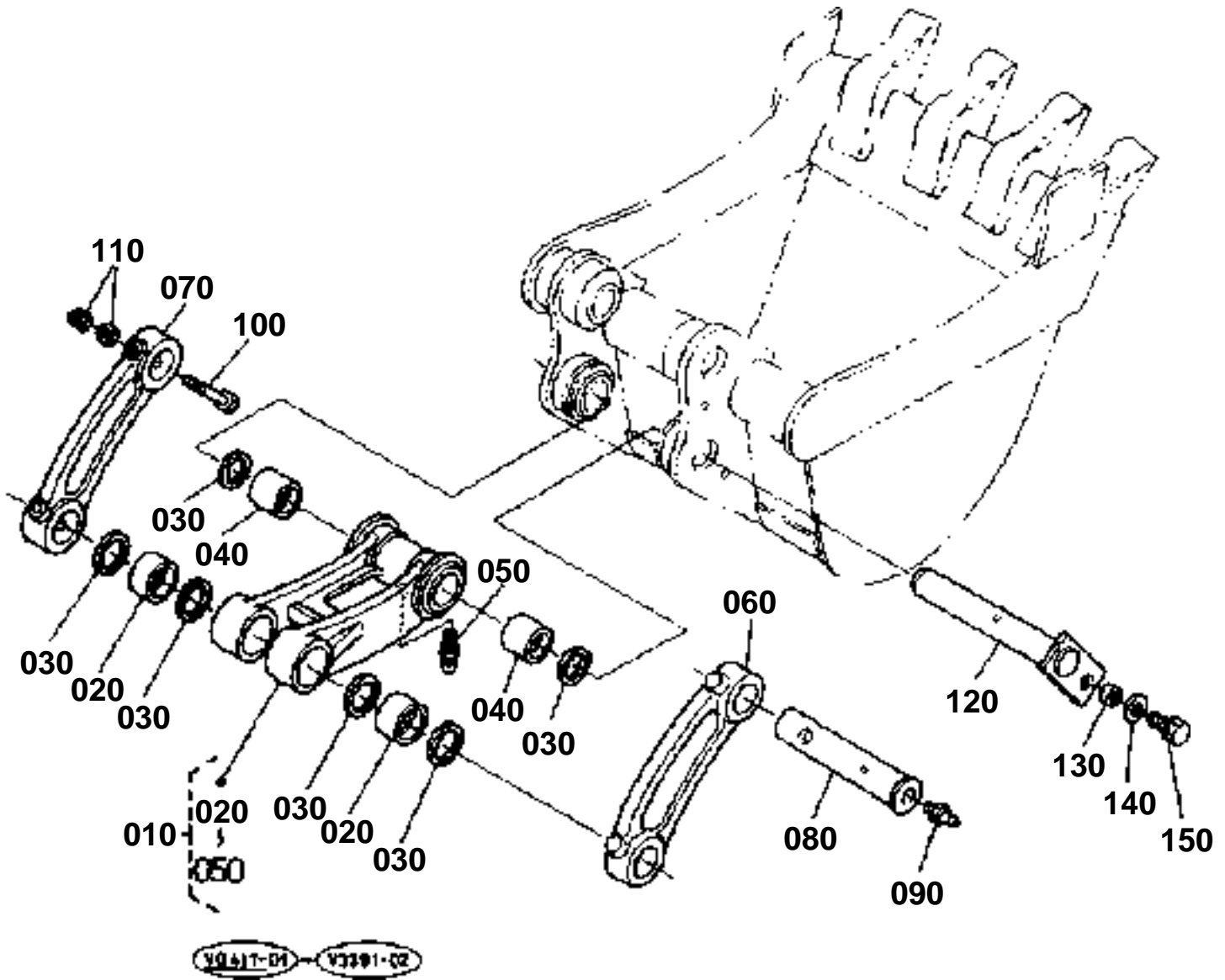


**ARM**

↔ Interchangeable; ≠ not interchangeable; ← new for old; → old for new

REF.No	Part No.	Description	Q'ty	S.No.	I/C	REMARKS	Weight (kgf)	Weight (lb)
010	69788-66600	ASSY ARM	1			1300MM	0	0
010	68658-95300	ASSY ARM	1	55439		1600MM	120	264
010	69788-95300	ASSY ARM	1	55440	↔	1600MM	0	0
020	68741-66624	BUSH	6	55094			0	0
020	68741-66625	BUSH	6	55095	←		0.23	0.506
020	69441-66624	BUSH	6	55440	↔		0	0
030	06611-15010	NIPPLE GREASE	1				0.01	0.022
040	06613-20010	NIPPLE GREASE	1				0.01	0.022
050	68741-66780	SEAL DUST	4				0.01	0.022
060	68741-67560	PIN	2	55064			1.45	3.19
060	69441-67560	PIN	2	55065	↔		0	0
070	01173-61285	BOLT	2				0.08	0.176
080	02174-60120	NUT	4				0.01	0.022
090	68761-66640	PIN	1	55064			2.31	5.082
090	69461-66640	PIN	1	55065	↔		0	0
100	01173-61290	BOLT	1				0.082	0.1804
110	02174-60120	NUT	2				0.01	0.022

BUCKET LINK

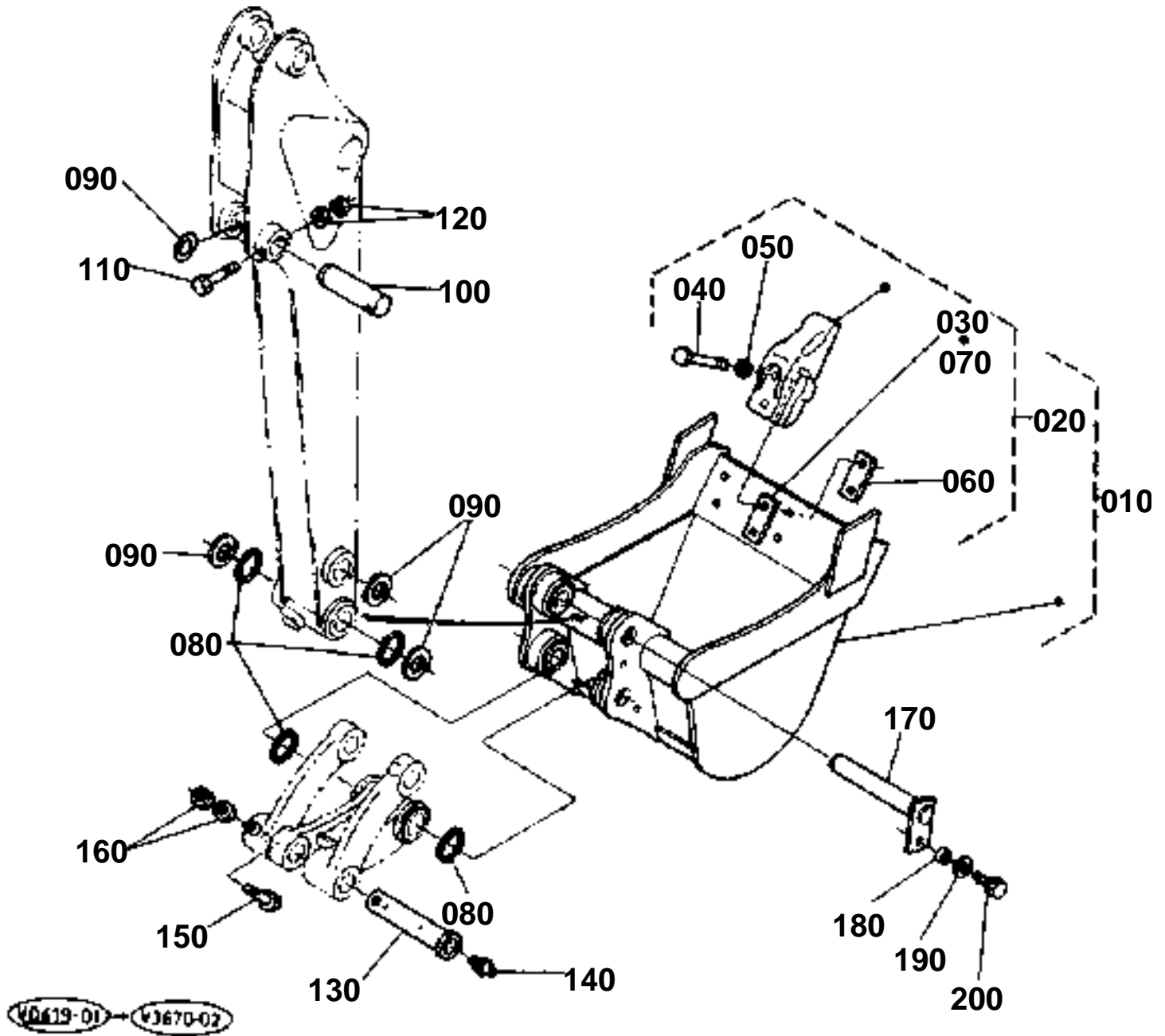


**BUCKET LINK**

↔ Interchangeable; ≠ not interchangeable; ← new for old; → old for new

REF.No	Part No.	Description	Q'ty	S.No.	I/C	REMARKS	Weight (kgf)	Weight (lb)
010	68398-66700	ASSY LINK BUCKET	1	55064			0	0
010	69768-66700	ASSY LINK BUCKET	1	55065	↔		0	0
010	69768-66702	ASSY LINK BUCKET	1	55095	←		0	0
020	68741-66770	BUSH	2	55064			0.17	0.374
020	69441-66770	BUSH	2	55065	↔		0	0
030	68741-66780	SEAL DUST	6				0.01	0.022
040	68741-66624	BUSH	2	55094			0	0
040	68741-66625	BUSH	2	55095	←		0.23	0.506
050	06611-15010	NIPPLE GREASE	1				0.01	0.022
060	68398-66720	LINK BUCKET	1	55064			4.25	9.35
060	69768-66720	LINK BUCKET	1	55065	↔		0	0
070	68398-66730	LINK BUCKET	1	55064			4.5	9.9
070	69768-66730	LINK BUCKET	1	55065	↔		0	0
080	68761-66750	PIN	1	55064			2.15	4.73
080	69461-66750	PIN	1	55065	↔		0	0
090	06611-15010	NIPPLE GREASE	1				0.01	0.022
100	01173-61200	BOLT	1				0.09	0.198
110	02174-60120	NUT	2				0.01	0.022
120	68391-66790	PIN	1	55064			2.65	5.83
120	69768-66790	PIN	1	55065	↔		0	0
130	68741-66920	SPACER	1				0.01	0.022
140	04015-60120	WASHER PLAIN	1				0.022	0.0484
150	01133-61225	BOLT	1				0.037	0.0814

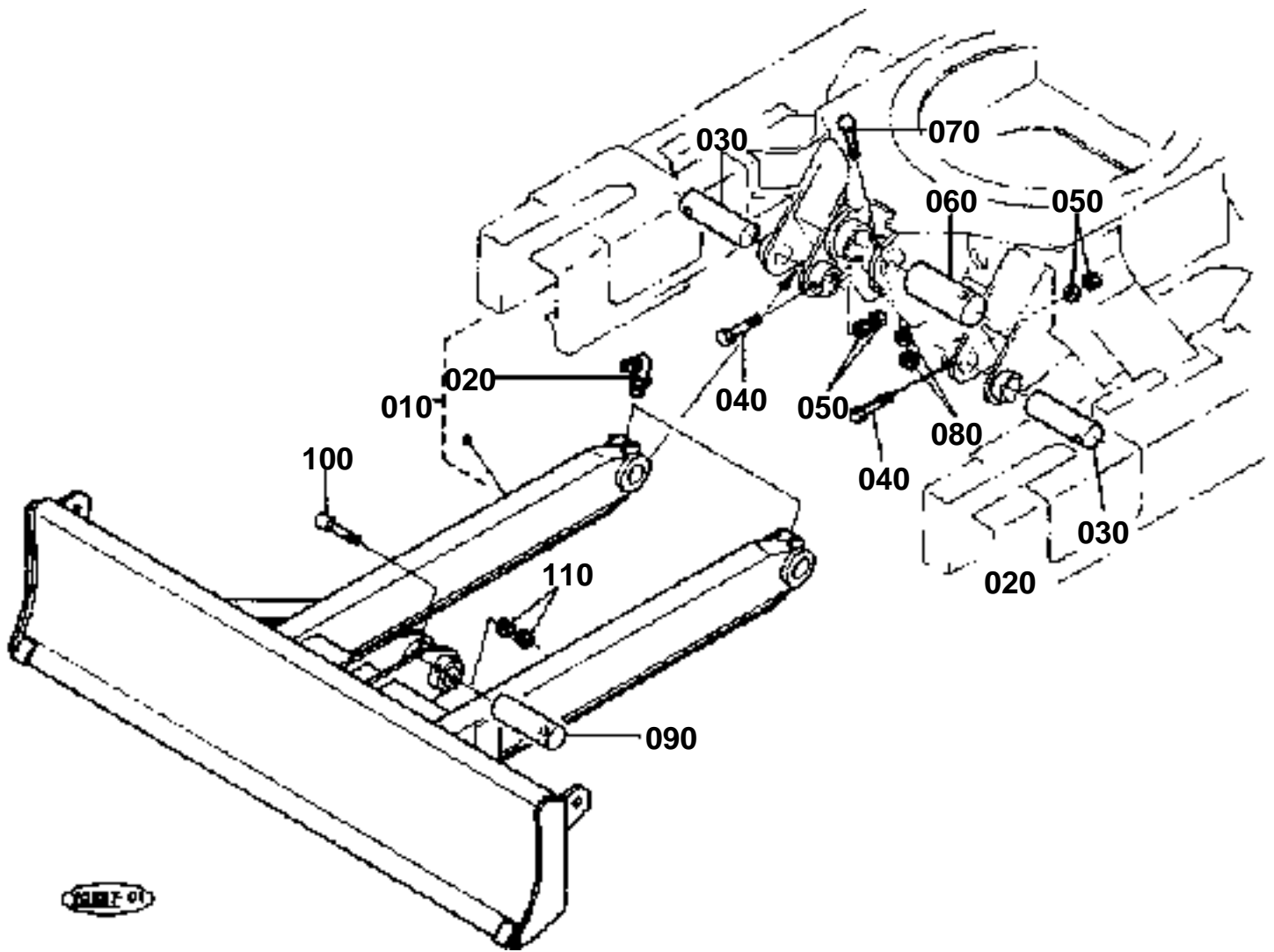
BUCKET



**BUCKET**

↔ Interchangeable; ≠ not interchangeable; ← new for old; → old for new

REF.No	Part No.	Description	Q'ty	S.No.	I/C	REMARKS	Weight (kgf)	Weight (lb)
010	69788-66010	BUCKET	1				0	0
020	69728-66900	ASSY TEETH	4				0	0
030	68131-66930	SHIM	4	55064			0.03	0.066
030	69481-66930	SHIM	4	55065	↔		0	0
040	01176-61448	BOLT	8				0.07	0.154
050	04512-60140	WASHER SPRING	8				0.006	0.0132
060	68131-66920	NUT	4	55064			0.14	0.308
060	69481-66920	NUT	4	55065	↔		0	0
070	69201-71390	SHIM	8				0.012	0.0264
080	68761-66850	O RING	4				0.01	0.022
090	68131-67720	SHIM	8	55064			0.024	0.0528
090	69481-67720	SHIM	8	55065	↔		0	0
090	68131-67730	SHIM	2				0.036	0.0792
100	68481-74440	PIN	1	55064			1.7	3.74
100	69501-74440	PIN	1	55065	↔		0	0
110	01173-61290	BOLT	1				0.082	0.1804
120	02174-60120	NUT	2				0.01	0.022
130	68761-66740	PIN	1	55064			0	0
130	69461-66740	PIN	1	55065	↔		0	0
140	06611-15010	NIPPLE GREASE	1				0.01	0.022
150	01173-61200	BOLT	1				0.09	0.198
160	02174-60120	NUT	2				0.01	0.022
170	68391-66790	PIN	1	55064			2.65	5.83
170	69768-66790	PIN	1	55065	↔		0	0
180	68741-66920	SPACER	1				0.01	0.022
190	04015-60120	WASHER PLAIN	1				0.022	0.0484
200	01133-61225	BOLT	1				0.037	0.0814

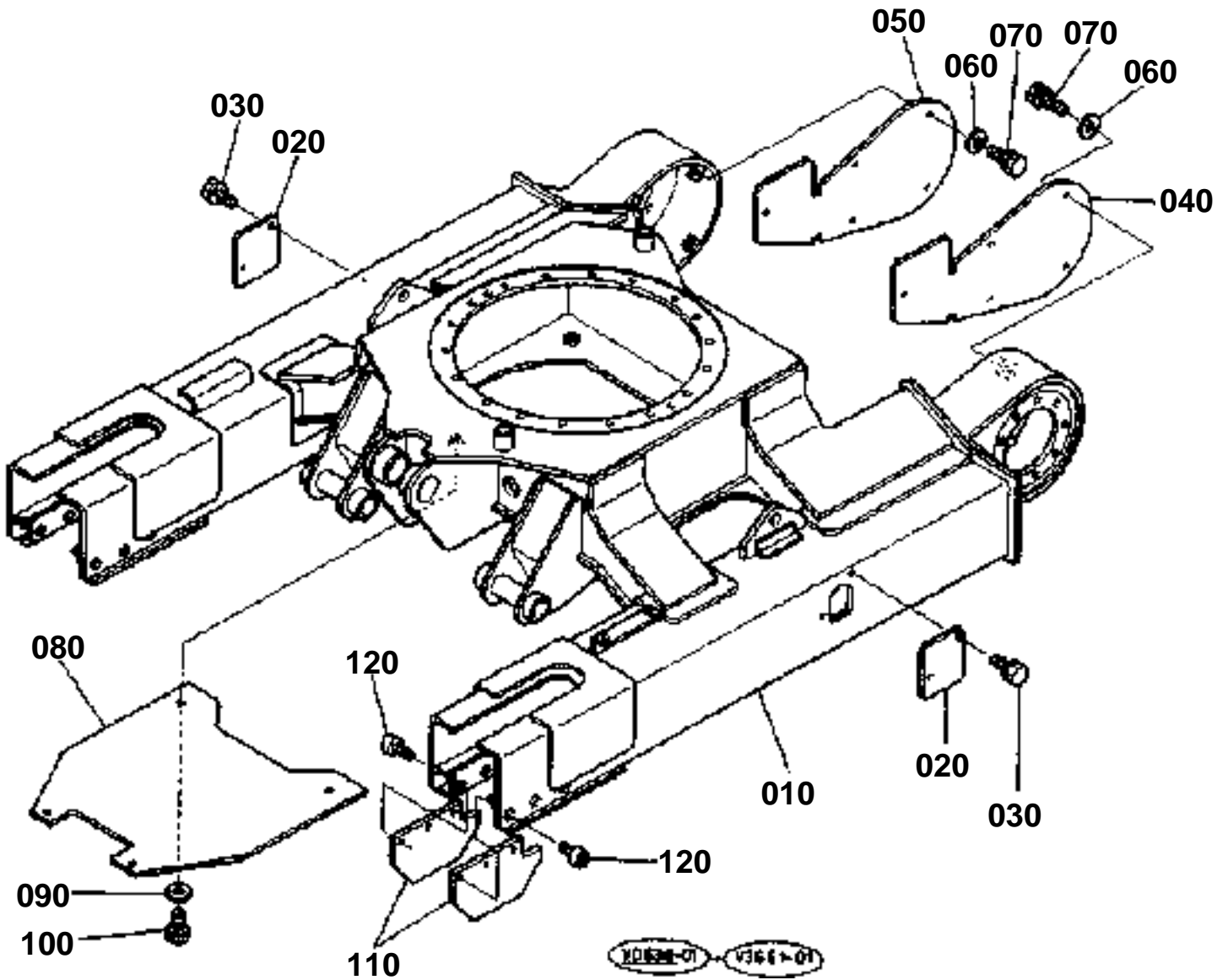


**BLADE**

↔ Interchangeable; ≠ not interchangeable; ← new for old; → old for new

REF.No	Part No.	Description	Q'ty	S.No.	I/C	REMARKS	Weight (kgf)	Weight (lb)
010	69788-94600	ASSY DOZER	1			1510MM	0	0
020	06616-25010	NIPPLE GREASE	2				0.008	0.0176
030	68741-74440	PIN	2	55064			1.6	3.52
030	69441-74440	PIN	2	55065	↔		0	0
040	01173-61285	BOLT	2				0.08	0.176
050	02174-60120	NUT	4				0.01	0.022
060	68161-74440	PIN	1	55064			1.51	3.322
060	69481-74440	PIN	1	55065	↔		0	0
070	01176-61090	BOLT	1				0.054	0.1188
080	02118-60100	NUT	2				0.006	0.0132
090	68741-75120	PIN	1	55064			1.62	3.564
090	69441-75120	PIN	1	55065	↔		0	0
100	01173-61295	BOLT	1				0.085	0.187
110	02174-60120	NUT	2				0.01	0.022

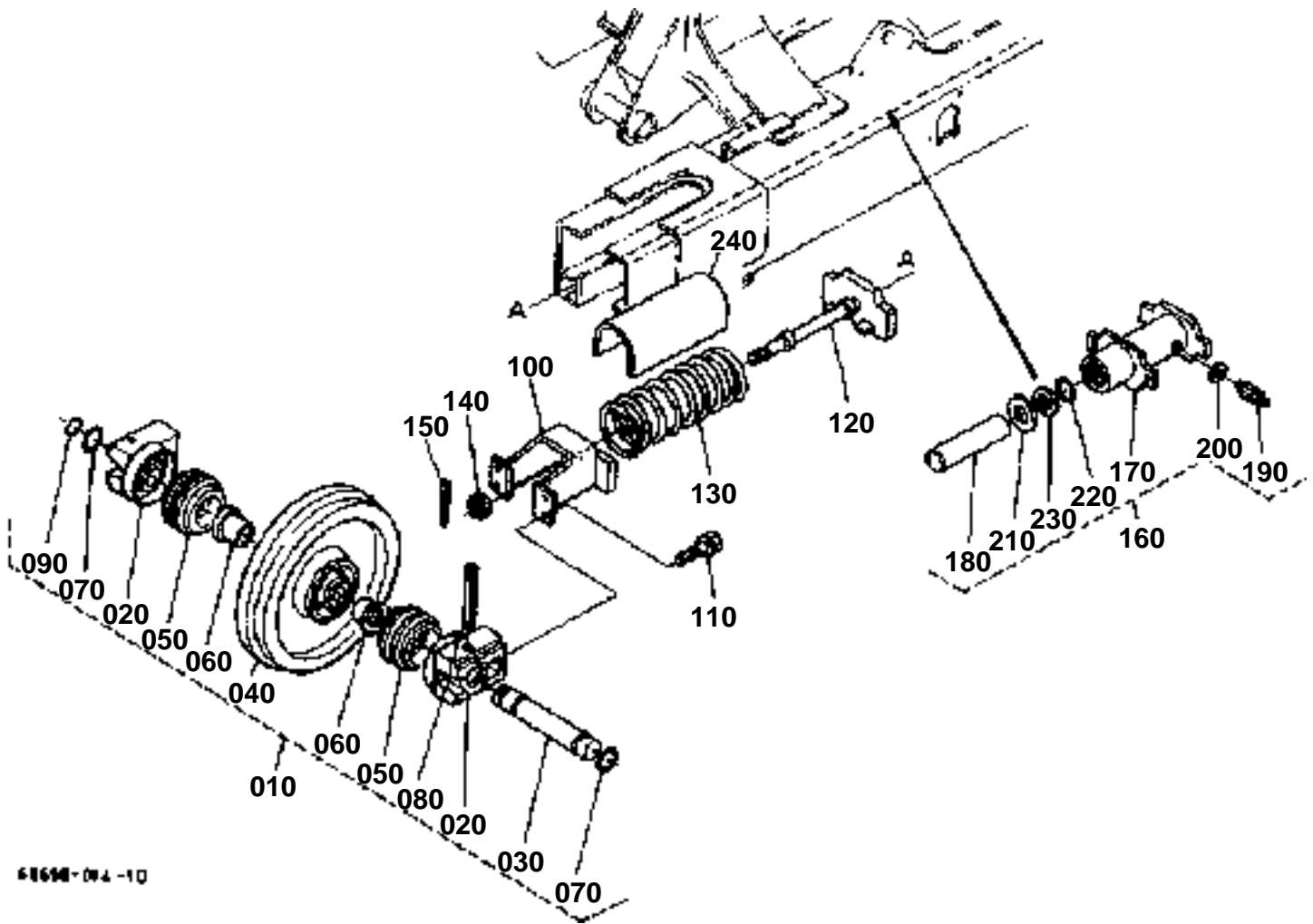
TRUCK FRAME



**TRUCK FRAME**

↔ Interchangeable; ≠ not interchangeable; ← new for old; → old for new

REF.No	Part No.	Description	Q'ty	S.No.	I/C	REMARKS	Weight (kgf)	Weight (lb)
010	69788-21110	FRAME TRACK	1				0	0
020	69748-21140	COVER	2				0	0
030	01133-61220	BOLT	4				0.033	0.0726
040	69781-21150	COVER LH	1	55002			0	0
040	69788-21150	COVER LH	1	55003	↔		0	0
050	69781-21160	COVER RH	1	55002			0	0
050	69788-21150	COVER LH	1	55003	↔		0	0
060	04015-60100	WASHER PLAIN	10				0.015	0.033
070	01133-61020	BOLT	10				0.02	0.044
080	68658-21170	COVER	1	55411			3.59	7.898
080	69788-21170	COVER	1	55412	↔		0	0
090	04015-60120	WASHER PLAIN	4				0.022	0.0484
100	01133-61225	BOLT	4				0.037	0.0814
110	69741-21180	GUIDE	4			IRON CRAWLER TYPE	0	0
120	68541-21180	BOLT HEX-SOC-HD	12			IRON CRAWLER TYPE	0.033	0.0726



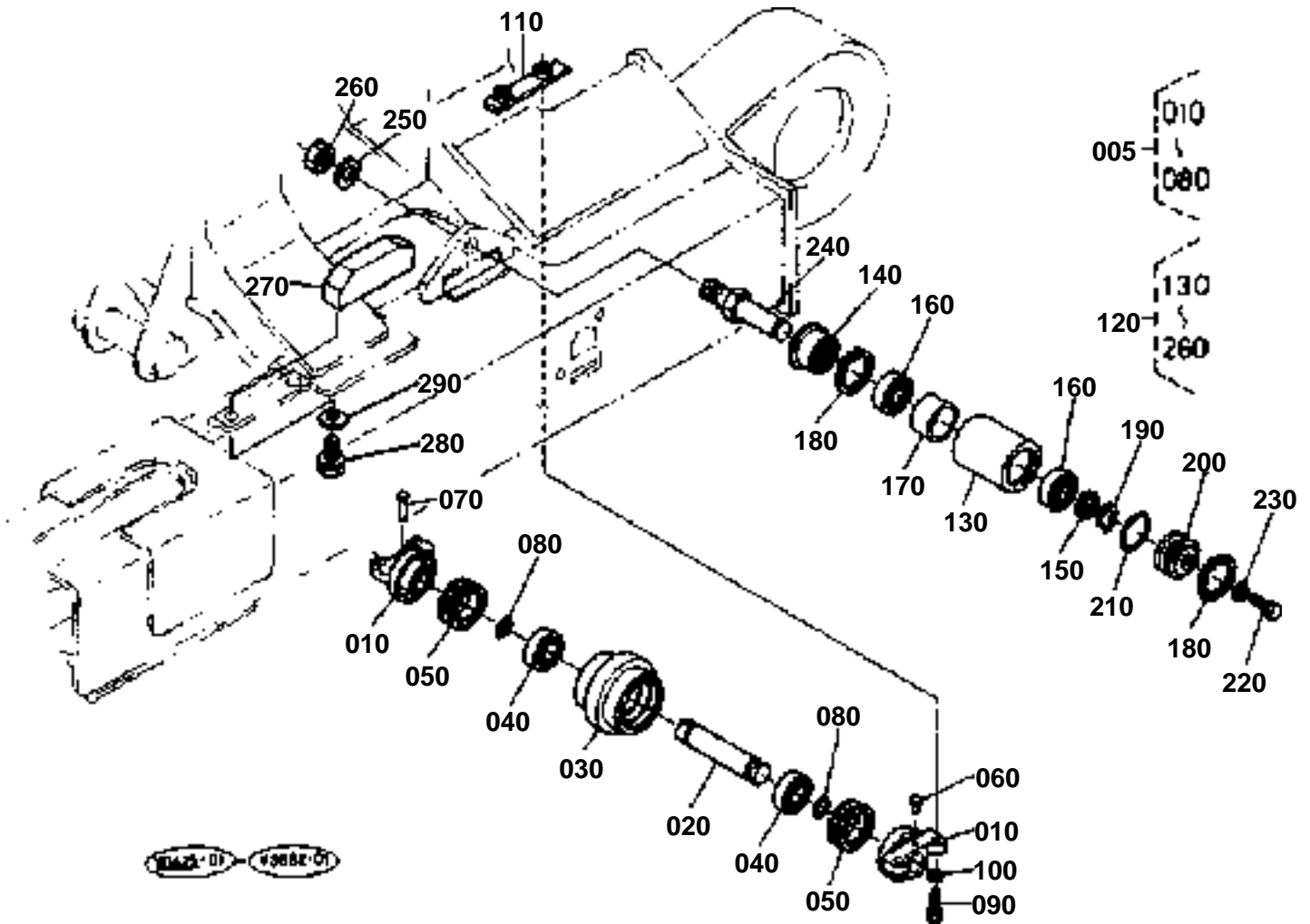
68698-094-10

**IDLER**

↔ Interchangeable; ≠ not interchangeable; ← new for old; → old for new

REF.No	Part No.	Description	Q'ty	S.No.	I/C	REMARKS	Weight (kgf)	Weight (lb)
010	68658-21300	ASSY WHEEL IDLER	2	55064			0	0
010	69788-21300	ASSY WHEEL IDLER	2	55065	↔		0	0
020	68318-21320	BRACKET	4				0	0
030	68761-21330	SHAFT IDLER	2	55064			1.36	2.992
030	69461-21330	SHAFT IDLER	2	55065	↔		0	0
040	68658-21340	WHEEL IDLER	2				21	46.2
050	68221-14630	SEAL FLOATING	4				0.19	0.418
060	68761-21360	BUSH	4				0.13	0.286
070	04811-50300	O RING	4				0.001	0.0022
080	05411-01080	PIN SPRING	2				0.015	0.033
090	68761-21380	WIRE	2				0.01	0.022
100	68651-21410	YOKE	2	55064			5.45	11.99
100	69781-21410	YOKE	2	55065	↔		0	0
110	01133-61230	BOLT	8				0.04	0.088
120	68651-21433	RETAINER SPRING	2	55002	←		0	0
120	69781-21433	RETAINER SPRING	2	55003	↔		0	0
120	69781-21434	RETAINER SPRING	2	55065	←		0	0
130	68221-21542	SPRING	2				5.3	11.66
140	68111-21530	NUT	2				0.075	0.165
150	05511-50655	PIN SPLIT	2				0.014	0.0308
160	68651-21500	ASSY CYLINDER	2	55064			12.4	27.28
160	69781-21500	ASSY CYLINDER	2	55065	↔		0	0
170	68651-21510	TUBE CYLINDER	2	55064			8	17.6
170	69781-21510	TUBE CYLINDER	2	55065	↔		0	0
180	68271-21520	RAM	2	55064			3.84	8.448
180	69481-21620	RAM	2	55065	↔		0	0
190	68371-21533	NIPPLE CYLINDER	2				0	0
200	04724-00120	GASKET	2				0.002	0.0044
210	68271-21550	SEAL ROD	2				0.01	0.022
220	04810-00600	O RING	2				0.007	0.0154
230	68271-21560	RING BACK UP	2	55064			0.002	0.0044
230	69481-21660	RING BACK UP	2	55065	↔		0	0
240	68751-94210	SPACER	2	55002	≠	RUBBER CRAWLER TYPE	0.585	1.287
240	69451-94210	SPACER	2	55003	↔	RUBBER CRAWLER TYPE	0	0
240	69781-21443	SPACER	2	55065	≠	RUBBER CRAWLER TYPE	0	0

TRUCK ROLLER

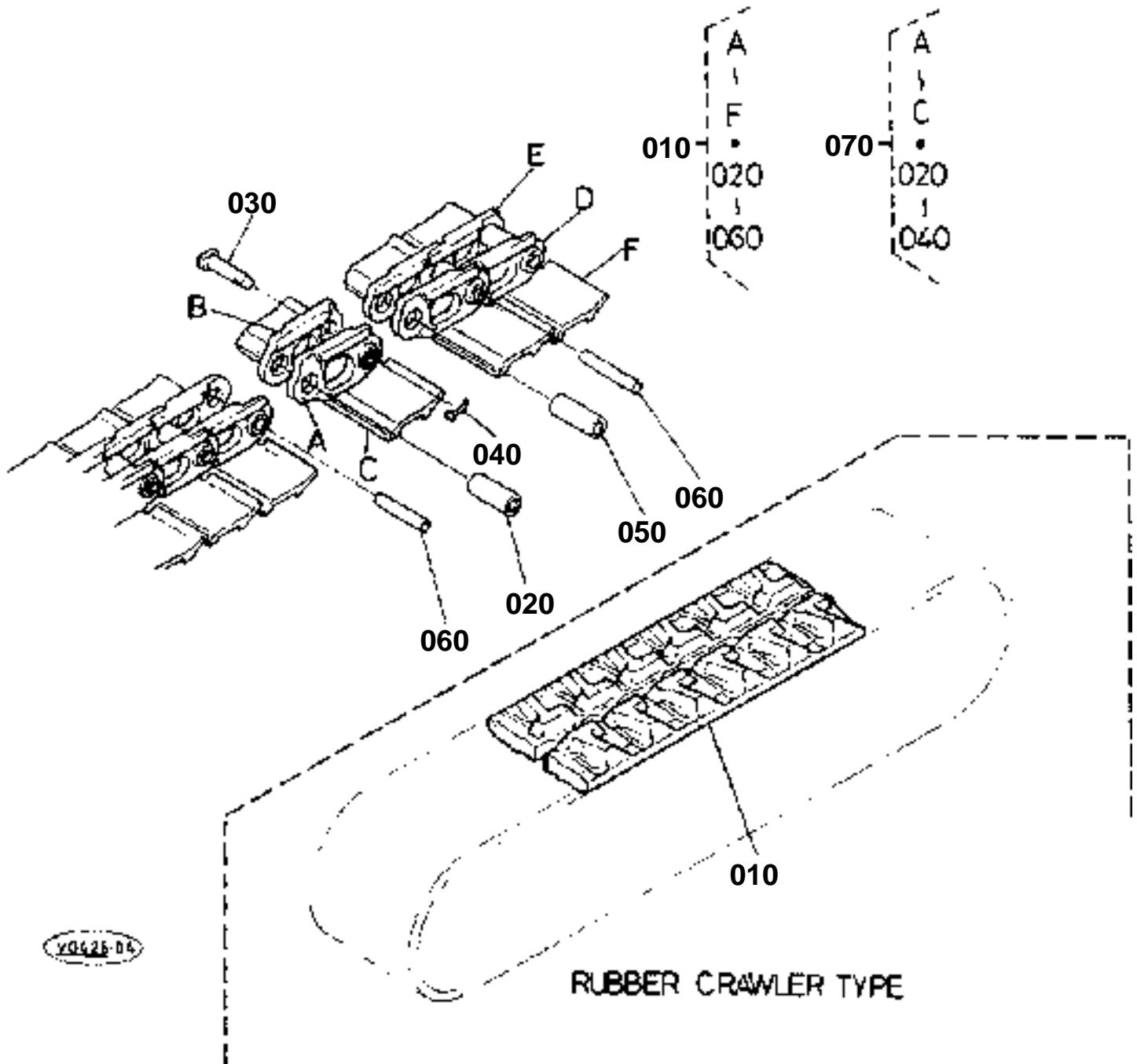




TRUCK ROLLER

↔ Interchangeable; ≠ not interchangeable; ← new for old; → old for new

REF.No	Part No.	Description	Q'ty	S.No.	I/C	REMARKS	Weight (kgf)	Weight (lb)
005	68658-21700	ASSY ROLLER TRUCK	8	55064			0	0
005	69788-21700	ASSY ROLLER TRUCK	8	55065	↔		0	0
010	68318-21710	BRACKET	16				0	0
020	68741-21720	SHAFT TRUCK ROLLER	8	55064			0.8	1.76
020	69441-21720	SHAFT TRUCK ROLLER	8	55065	↔		0	0
030	68658-21750	ROLLER TRUCK	8				0	0
040	08241-05206	BEARING BALL	16				0.299	0.6578
050	68741-21350	SEAL FLOATING	16				0	0
060	68221-21730	PIN	8				0.005	0.011
070	68741-21770	PIN JOINT	8				0.01	0.022
080	04811-00240	O RING	16				0.001	0.0022
090	01133-61240	BOLT	32				0.05	0.11
110	69741-21780	NUT	16				0	0
120	68318-21900	ASSY ROLLER CARRYER	2				3.8	8.36
130	68318-21950	ROLLER CARRIER	2				1.83	4.026
140	68221-21930	SEAL OIL	2				0.1	0.22
150	68351-21960	SPACER	2				0.006	0.0132
160	08141-06206	BEARING BALL	4				0.192	0.4224
170	68351-21970	COLLAR	2				0.125	0.275
180	04611-00620	CIR CLIP INTERNAL	4				0.011	0.0242
190	04612-00300	CIR CLIP EXTERNAL	2				0.003	0.0066
200	68351-21980	CAP	2				0.19	0.418
210	04811-07560	O RING	2				0.002	0.0044
220	06331-35010	PLUG	2				0.012	0.0264
230	04717-01000	WASHER WITH RUBBER	2				0.001	0.0022
240	68318-21920	SHAFT CARRIER ROLLER	2				0	0
250	69201-66320	WASHER SPRING	2				0.07	0.154
260	69201-66390	NUT	2				0.145	0.319
270	68311-21830	GUARD UPPER	2	55315		RUBBER CRAWLER TYPE	2.1	4.62
270	69741-21830	GUIDE	2	55316	↔	RUBBER CRAWLER TYPE	0	0
280	01133-61220	BOLT	4			RUBBER CRAWLER TYPE	0.033	0.0726
290	04013-60120	WASHER PLAIN	4			RUBBER CRAWLER TYPE	0.01	0.022



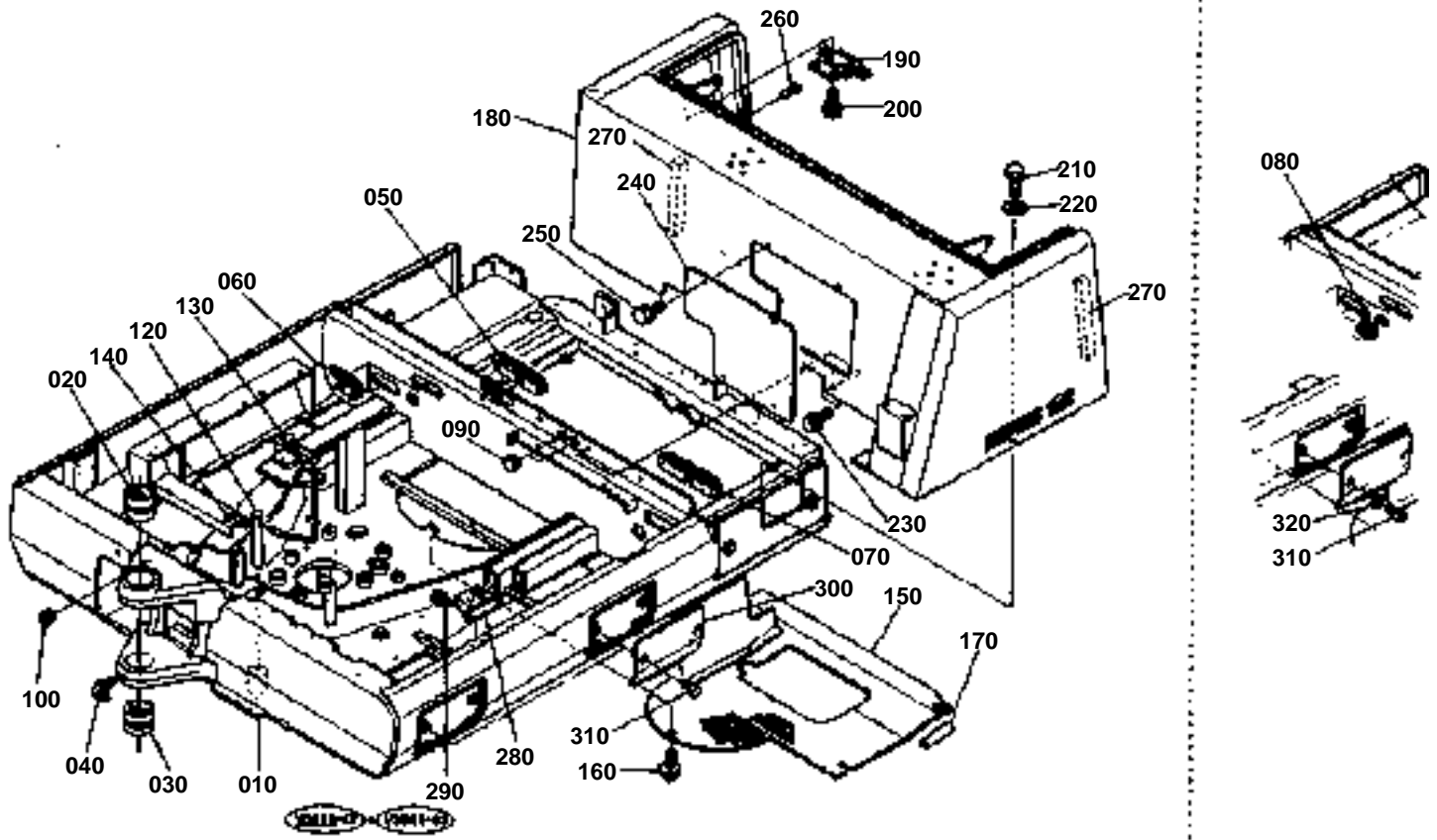


CRAWLER

↔ Interchangeable; ≠ not interchangeable; ← new for old; → old for new

REF.No	Part No.	Description	Q'ty	S.No.	I/C	REMARKS	Weight (kgf)	Weight (lb)
010	68658-22100	ASSY CRAWLER	2			IRON CRAWLER TYPE 350MM	190	418
010	68658-22200	ASSY CRAWLER	2			IRON CRAWLER TYPE 350MM HOLE	0	0
010	90561-41152	CRAWLER RUBBER	2	55002		RUBBER CRAWLER TYPE	0	0
010	90561-41155	CRAWLER RUBBER	2	55003	↔	RUBBER CRAWLER TYPE	148.2	326.04
020	68351-22162	BUSH	2			IRON CRAWLER TYPE	0.25	0.55
030	68351-22182	PIN MASTER	2			IRON CRAWLER TYPE	0.23	0.506
040	68351-22190	PIN SET	2			IRON CRAWLER TYPE	0.007	0.0154
050	68351-22162	BUSH	84			IRON CRAWLER TYPE	0.25	0.55
060	68351-22174	PIN LINK	84			IRON CRAWLER TYPE	0.235	0.517
070	68651-22250	ASSY LINK	2			IRON CRAWLER TYPE OPTION	0	0

SWIVEL FRAME



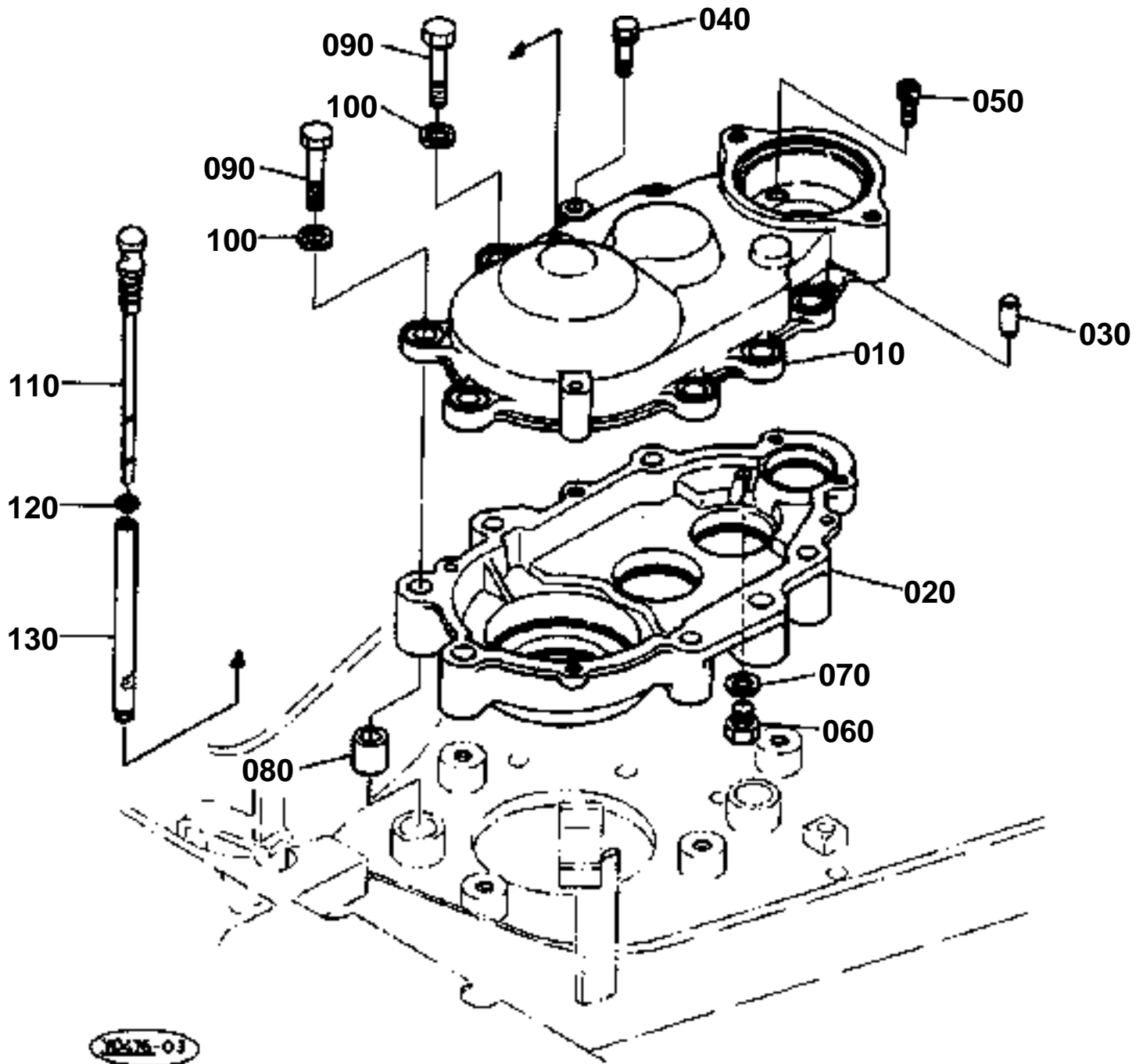


SWIVEL FRAME

↔ Interchangeable; ≠ not interchangeable; ← new for old; → old for new

REF.No	Part No.	Description	Q'ty	S.No.	I/C	REMARKS	Weight (kgf)	Weight (lb)
010	69781-41110	FRAME SWING	1	55592			0	0
010	69781-41082	FRAME SWING	1	55593	→		0	0
020	69741-41120	BUSH	1				0	0
030	69741-41130	BUSH	1				0	0
040	06616-35010	NIPPLE GREASE	1				0.009	0.0198
050	68651-41310	TRIM	1		↔		0.05	0.11
060	68311-41460	TRIM	2		↔		0.02	0.044
070	68311-41470	TRIM	1		↔		0.02	0.044
090	68331-51430	GROMMET	2				0.01	0.022
100	68551-51250	CUSHION	1				0.001	0.0022
120	68311-41180	PIN SWING LOCK	1	55064			0	0
120	69741-41180	PIN SWING LOCK	1	55065	↔		0	0
130	68391-41192	LEVER SWING LOCK	1	55064			0.3	0.66
130	69761-41192	LEVER SWING LOCK	1	55065	↔		0	0
140	05515-51000	PIN SNAP	1				0	0
150	68658-41140	COVER	1	55064			6.6	14.52
150	69788-41140	COVER	1	55065	↔		0	0
160	01135-61020	BOLT	5				0.015	0.033
170	68493-42890	GROMMET	1				0.02	0.044
180	68658-41214	FRAME ARCH	1	55064			50	110
180	69788-41214	FRAME ARCH	1	55065	↔		0	0
190	69748-41220	HINGE	2				0	0
200	01133-61020	BOLT	4				0.02	0.044
210	01133-61225	BOLT	4				0.037	0.0814
220	04013-60120	WASHER PLAIN	4				0.01	0.022
230	01135-61020	BOLT	4				0.015	0.033
240	68318-41230	COVER	1	55064			1.78	3.916
240	69748-41230	COVER	1	55065	↔		0	0
250	01133-61016	BOLT	4				0.018	0.0396
260	68351-43220	CUSHION	2				0.004	0.0088
270	68311-41280	TRIM	2				0.027	0.0594
280	68311-41170	BRACKET	1	55064			0.31	0.682
280	69741-41170	BRACKET	1	55065	↔		0	0
290	01135-61020	BOLT	2				0.015	0.033
300	68318-41410	COVER	2	55131			0.61	1.342
300	69748-41410	COVER	2	55132	↔		0	0
310	01123-60816	BOLT	4		↔		0.01	0.022

SWIVEL GEAR CASE

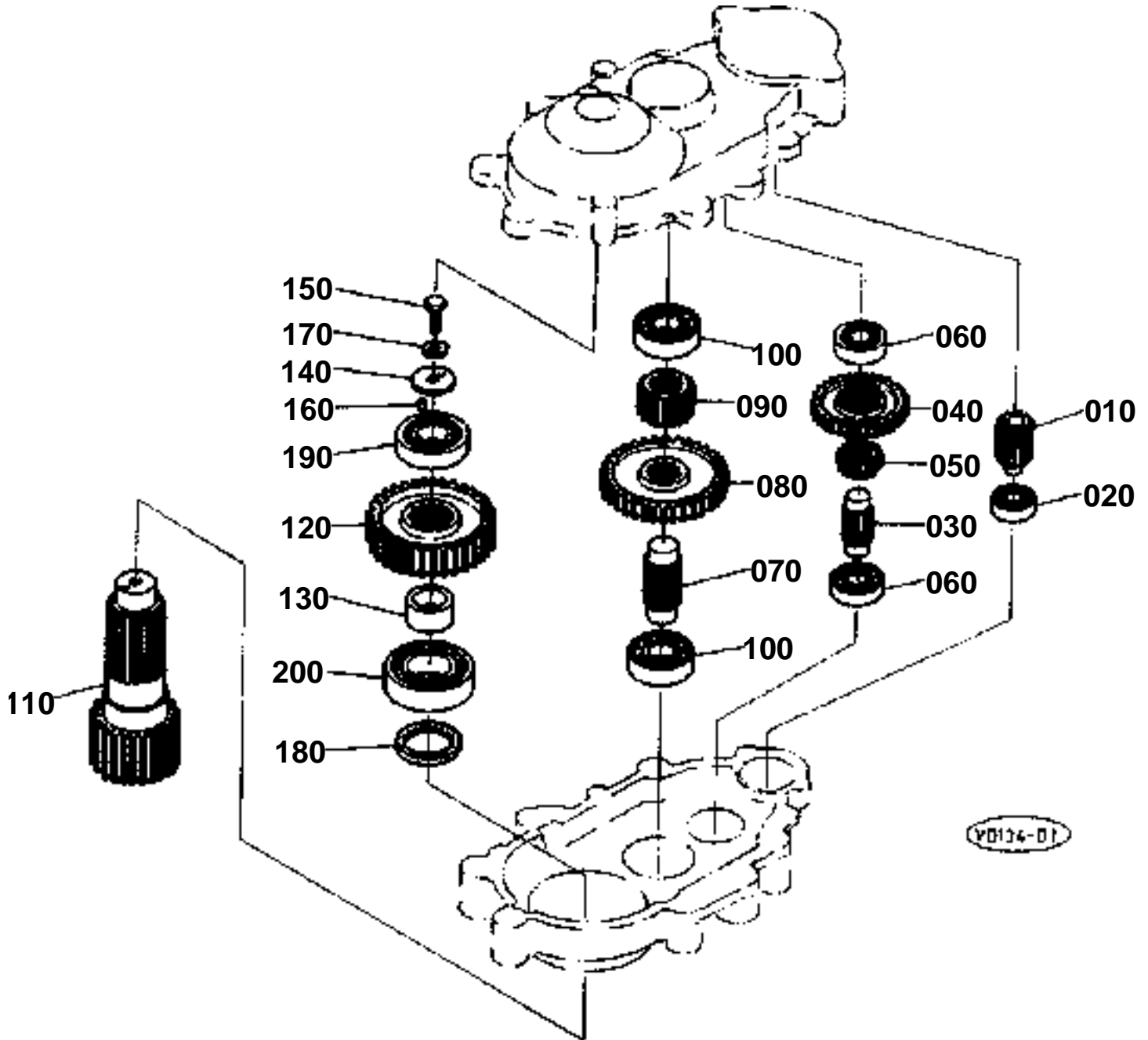


**SWIVEL GEAR CASE**

↔ Interchangeable; ≠ not interchangeable; ← new for old; → old for new

REF.No	Part No.	Description	Q'ty	S.No.	I/C	REMARKS	Weight (kgf)	Weight (lb)
010	68391-17110	COVER GEAR CASE	1				8.5	18.7
020	68741-17135	CASE GEAR SWING	1				10.5	23.1
030	05012-01022	PIN STRAIGHT	2				0.014	0.0308
040	01133-61060	BOLT	2				0.04	0.088
050	01315-11020	BOLT HEX-SOC-HD	2				0.02	0.044
060	06331-35016	PLUG	1				0.04	0.088
070	04717-01600	WASHER WITH RUBBER	1				0.003	0.0066
080	68773-17190	KNOCK COLLAR	2				0.1	0.22
090	01173-61600	BOLT	7				0.165	0.363
100	04512-60160	WASHER SPRING	7				0.01	0.022
110	68391-17140	GAUGE OIL	1	55002			0.08	0.176
110	68391-17150	GAUGE OIL	1	55003	≠		0.02	0.044
120	04717-01600	WASHER WITH RUBBER	1				0.003	0.0066
130	68391-17160	PIPE	1	55002			0.42	0.924
130	68391-17162	PIPE	1	55003	≠		0.38	0.836
130	69761-17162	PIPE	1	55065	↔		0	0

SWIVEL GEAR

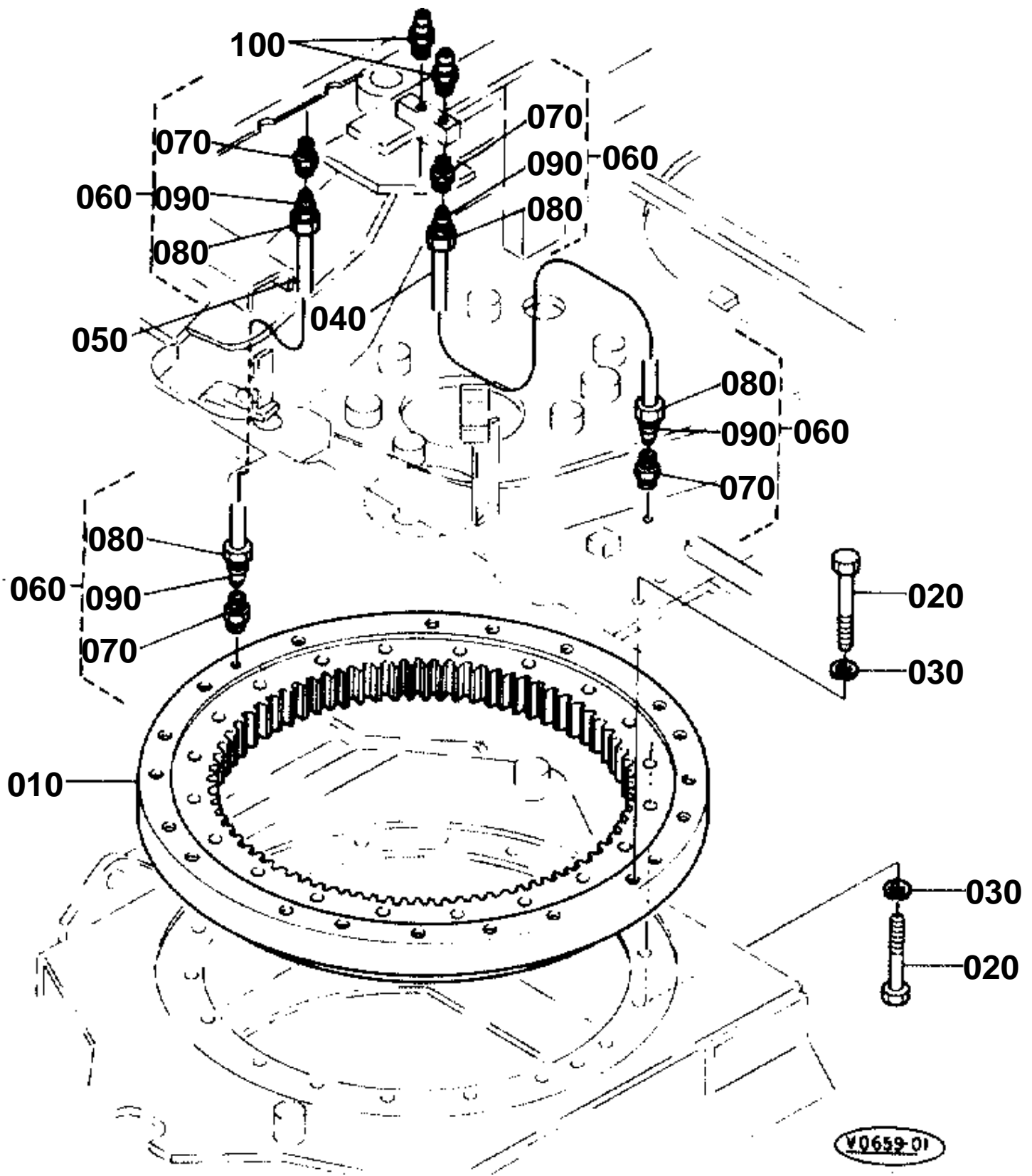


**SWIVEL GEAR**

↔ Interchangeable; ≠ not interchangeable; ← new for old; → old for new

REF.No	Part No.	Description	Q'ty	S.No.	I/C	REMARKS	Weight (kgf)	Weight (lb)
010	68741-13110	GEAR	1				0.21	0.462
020	08101-06006	BEARING BALL	1				0.13	0.286
030	68741-18210	SHAFT	1				0.2	0.44
040	68741-18220	GEAR	1				0.65	1.43
050	68761-18240	GEAR	1				0.22	0.484
060	08101-06305	BEARING BALL	2				0.23	0.506
070	68741-18310	SHAFT	1				0.6	1.32
080	68761-18340	GEAR	1				1.38	3.036
090	68741-18330	GEAR	1				0.46	1.012
100	38450-25350	BEARING BALL	2				0.345	0.759
110	68651-18410	SHAFT PINION	1				5.035	11.077
120	68741-18440	GEAR	1				4.92	10.824
130	68741-18430	COLLAR	1				0.23	0.506
140	68131-31480	WASHER	1				0.12	0.264
150	01173-61225	BOLT	1				0.034	0.0748
160	05012-00410	PIN STRAIGHT	1				0.001	0.0022
170	68131-31430	WASHER WITH CLAW	1				0.01	0.022
180	09506-08012	SEAL OIL	1				0.038	0.0836
190	08101-06309	BEARING BALL	1				0.82	1.804
200	08621-00311	BEARING ROLLER	1				1.48	3.256

SWIVEL BEARING



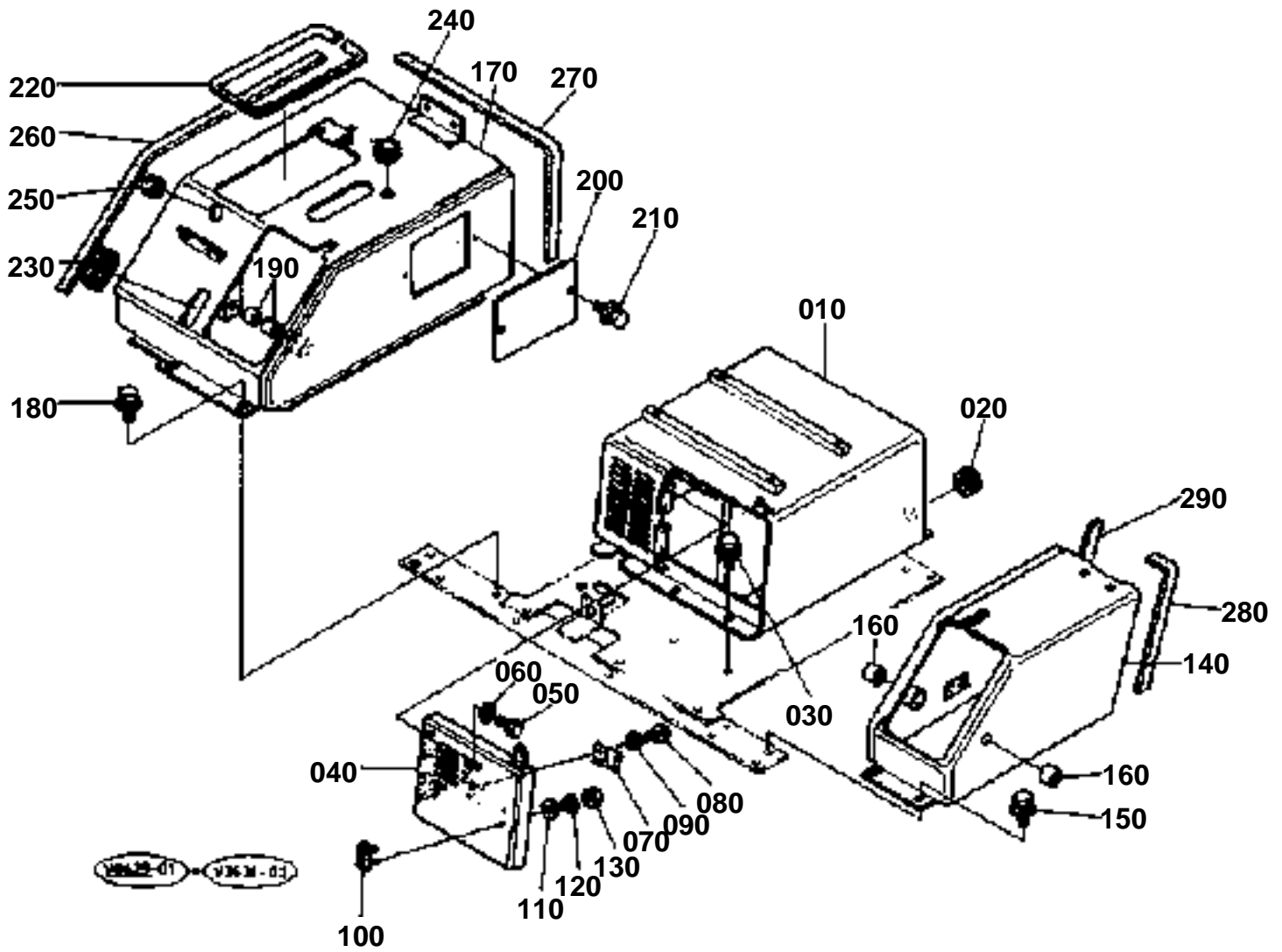


SWIVEL BEARING

↔ Interchangeable; ≠ not interchangeable; ← new for old; → old for new

REF.No	Part No.	Description	Q'ty	S.No.	I/C	REMARKS	Weight (kgf)	Weight (lb)
010	69781-19110	BEARING SWING	1				0	0
020	01176-61635	BOLT	39				0.04	0.088
030	04512-60160	WASHER SPRING	39				0.01	0.022
040	69441-19210	TUBE NYLON	1				0	0
050	69741-19220	TUBE GREASE	1				0	0
060	68241-67470	CONNECTOR	4				0.013	0.0286
070	68241-67480	BODY CONNECTOR	4				0.01	0.022
080	68331-41350	NUT	4				0.002	0.0044
090	68331-41340	SLEEVE	4				0.001	0.0022
100	06611-15010	NIPPLE GREASE	2				0.01	0.022

FLOOR PLATE (1)

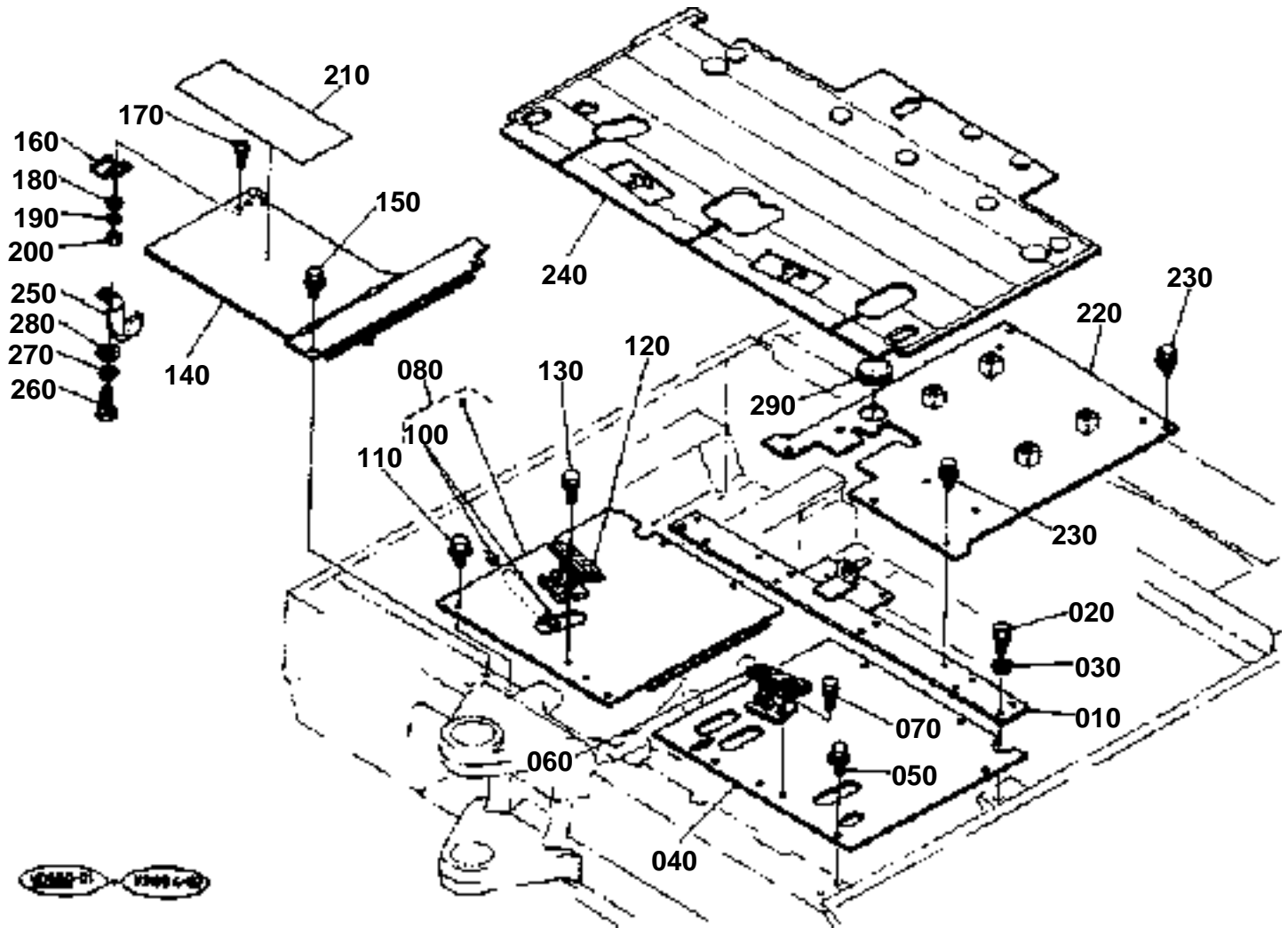


**FLOOR PLATE (1)**

↔ Interchangeable; ≠ not interchangeable; ← new for old; → old for new

REF.No	Part No.	Description	Q'ty	S.No.	I/C	REMARKS	Weight (kgf)	Weight (lb)
010	68328-44360	CASE TOOLS	1	55064			8.5	18.7
010	69758-44360	CASE TOOLS	1	55065	↔		0	0
020	90407-11210	GROMMET	1				0.006	0.0132
030	01135-61020	BOLT	4				0.015	0.033
040	68318-44370	COVER TOOLS BOX	1	55064			0.6	1.32
040	69748-44370	COVER TOOLS BOX	1	55065	↔		0	0
050	01053-60612	BOLT	4				0.006	0.0132
060	04012-50060	WASHER PLAIN	4				0.001	0.0022
070	68701-41240	SPRING CATCH	1				0.01	0.022
080	03024-60512	SCREW WITH WASHER	2				0.002	0.0044
090	04012-50050	WASHER PLAIN	2				0.001	0.0022
100	55411-21360	CATCH	1				0.018	0.0396
110	04012-50050	WASHER PLAIN	2				0.001	0.0022
120	04512-60050	WASHER SPRING	2				0.002	0.0044
130	02054-60050	NUT	2				0.003	0.0066
140	68318-44210	COVER LH	1	55002			0	0
140	68318-44212	COVER LH	1	55003	←		0.45	0.99
140	69748-44212	COVER LH	1	55065	↔		0	0
150	01135-61020	BOLT	4				0.015	0.033
160	08511-01620	BUSH	2				0.008	0.0176
170	68318-44540	COVER RH	1	55064			7.4	16.28
170	69748-44540	COVER RH	1	55065	↔		0	0
180	01135-61020	BOLT	4				0.015	0.033
190	08511-01620	BUSH	2				0.008	0.0176
200	69741-44550	COVER	1				0	0
210	01125-60816	BOLT	2				0.01	0.022
220	68311-44520	TRIM	1		≠		0.05	0.11
230	68311-44570	GROMMET	1				0.03	0.066
240	68331-51430	GROMMET	1				0.01	0.022
250	90407-11210	GROMMET	1				0.006	0.0132
260	68311-44710	SEAL RUBBER	1	55050			0.04	0.088
260	68311-44720	SEAL RUBBER	1	55051	←		0.03	0.066
270	68311-44720	SEAL RUBBER	1	55050			0.03	0.066
270	68311-44750	SEAL RUBBER	1	55051	←		0.018	0.0396
280	68311-44730	SEAL RUBBER	1				0.01	0.022
290	68311-44740	SEAL RUBBER	1				0.01	0.022

FLOOR PLATE (2)

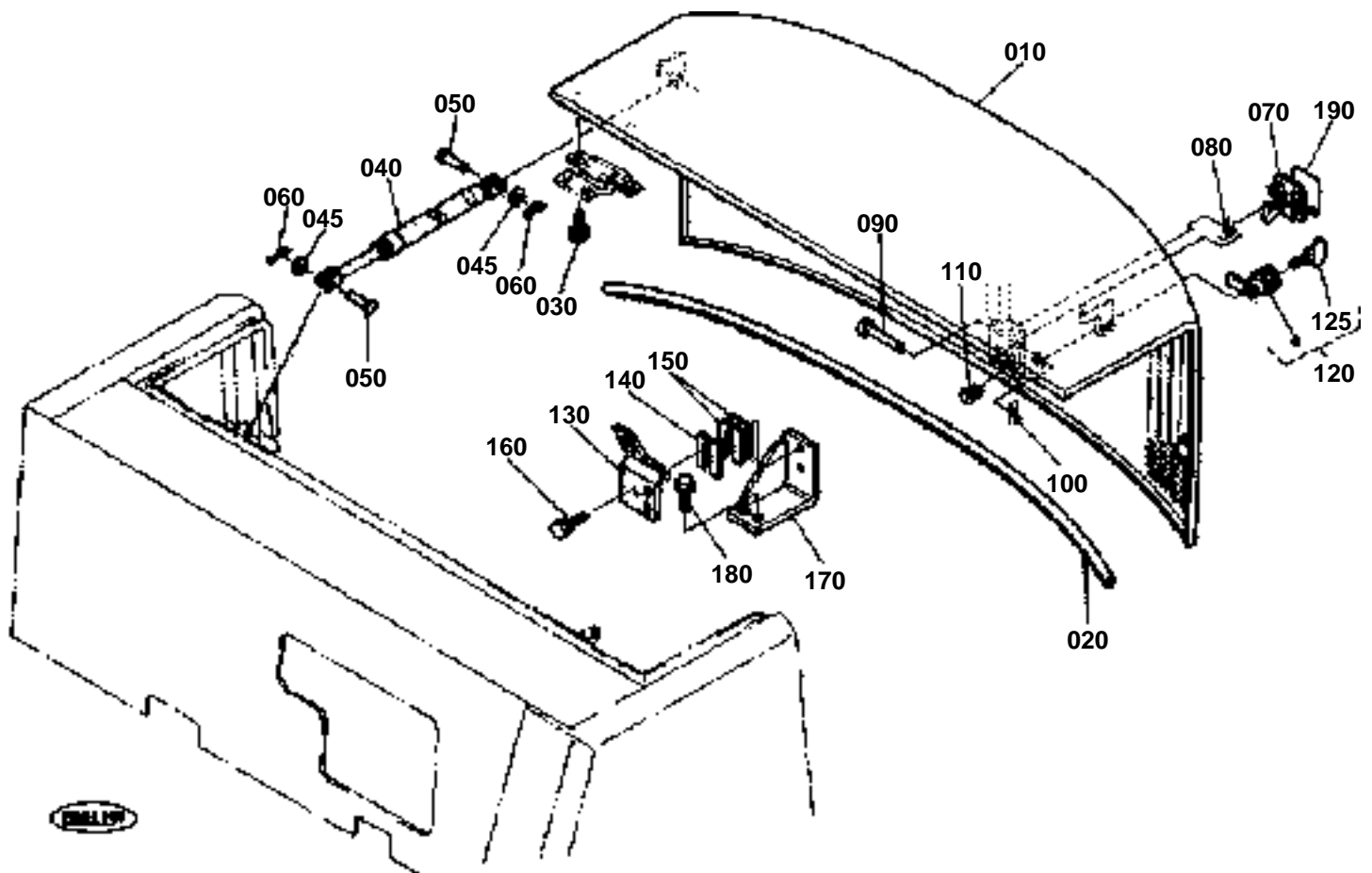


**FLOOR PLATE (2)**

↔ Interchangeable; ≠ not interchangeable; ← new for old; → old for new

REF.No	Part No.	Description	Q'ty	S.No.	I/C	REMARKS	Weight (kgf)	Weight (lb)
010	69741-44110	SUPPORT	1	55592			0	0
010	69741-44113	SUPPORT	1	55593	←		0	0
020	01133-61225	BOLT	2				0.037	0.0814
030	04013-60120	WASHER PLAIN	2				0.01	0.022
040	69748-44130	STEP	1				0	0
050	01135-61020	BOLT	5				0.015	0.033
060	68318-44140	SUPPORT PLATE	1	55318			1.12	2.464
060	69748-44140	SUPPORT PLATE	1	55319	↔		0	0
070	01133-61025	BOLT	2				0.02	0.044
080	68328-44100	ASSY STEP	1	55064			3.7	8.14
080	69758-44100	ASSY STEP	1	55065	↔		0	0
100	08511-01210	BUSH	2				0.005	0.011
110	01135-61020	BOLT	4				0.015	0.033
120	68318-44140	SUPPORT PLATE	1	55318			1.12	2.464
120	69748-44140	SUPPORT PLATE	1	55319	↔		0	0
130	01133-61025	BOLT	2				0.02	0.044
140	68398-44170	COVER	1	55064			3.2	7.04
140	69768-44170	COVER	1	55065	↔		0	0
150	01135-61020	BOLT	2				0.015	0.033
160	68701-41240	SPRING CATCH	1				0.01	0.022
170	03024-60512	SCREW WITH WASHER	2				0.002	0.0044
180	04012-50050	WASHER PLAIN	2				0.001	0.0022
190	04512-60050	WASHER SPRING	2				0.002	0.0044
200	02054-60050	NUT	2				0.003	0.0066
210	69761-44180	NON-SLIP	1				0	0
220	69758-44350	STEP	1	55527			0	0
220	69758-44355	STEP	1	55528	←		0	0
230	01135-61020	BOLT	5				0.015	0.033
240	68658-44450	MAT	1				3.8	8.36
250	36200-77610	ASSY CLAMP CORD	1				0.002	0.0044
260	01173-61014	BOLT	1				0.02	0.044
270	04512-60100	WASHER SPRING	1				0.002	0.0044
280	04013-60100	WASHER PLAIN	1				0.004	0.0088
290	68621-96090	GROMMET	1				0.028	0.0616

BONNET

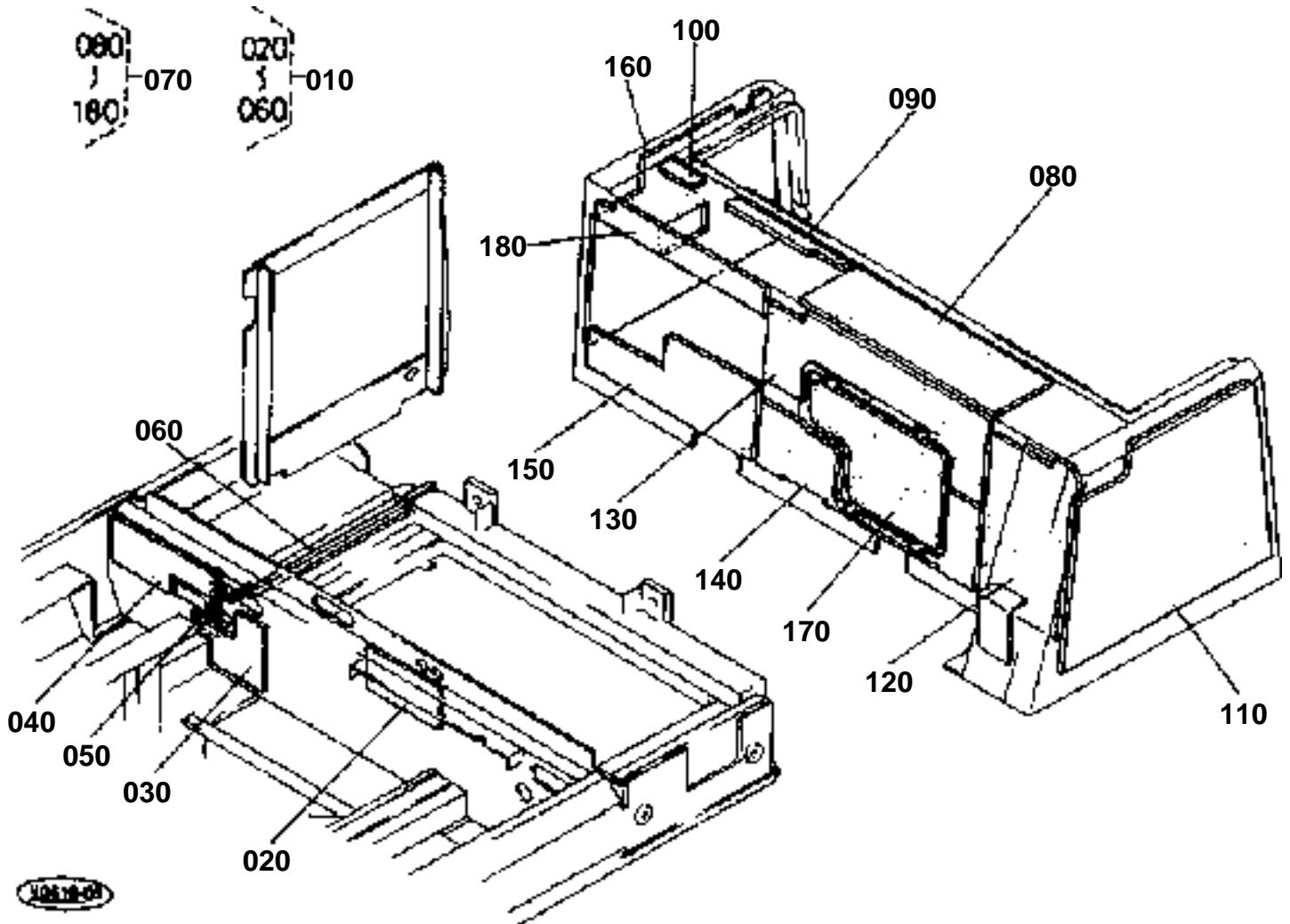


**BONNET**

↔ Interchangeable; ≠ not interchangeable; ← new for old; → old for new

REF.No	Part No.	Description	Q'ty	S.No.	I/C	REMARKS	Weight (kgf)	Weight (lb)
010	68658-43412	COVER BONNET	1	55064			32.8	72.16
010	69788-43412	COVER BONNET	1	55065	↔		0	0
020	68651-43520	TRIM	1				0.268	0.5896
030	01135-61020	BOLT	4				0.015	0.033
040	68151-43450	STAY	2	55064			0.34	0.748
040	69711-43450	STAY	2	55065	↔		0	0
045	04013-60100	WASHER PLAIN	4				0.004	0.0088
050	05122-51028	PIN JOINT	4				0	0
060	05515-51000	PIN SNAP	4				0	0
070	69748-43420	FORK	1				0	0
080	69741-43430	SPRING	1				0	0
090	05122-51080	PIN JOINT	1				0	0
100	05515-51000	PIN SNAP	1				0	0
110	38240-29870	CUSHION	1				0.004	0.0088
120	68311-43440	ASSY KEY	1	55064			0.09	0.198
120	69748-43440	ASSY KEY	1	55065	≠		0	0
125	68285-99910	KEY CABIN	1	55064			0.02	0.044
130	69781-43460	BRACKET	1				0	0
140	69741-43480	SHIM	1				0	0
150	69741-43490	SHIM	2				0	0
160	01133-61040	BOLT	2				0.03	0.066
170	69781-43470	BRACKET	1				0	0
180	01133-61025	BOLT	2				0.02	0.044
190	68311-43530	PLATE PARTITION	1				0.01	0.022

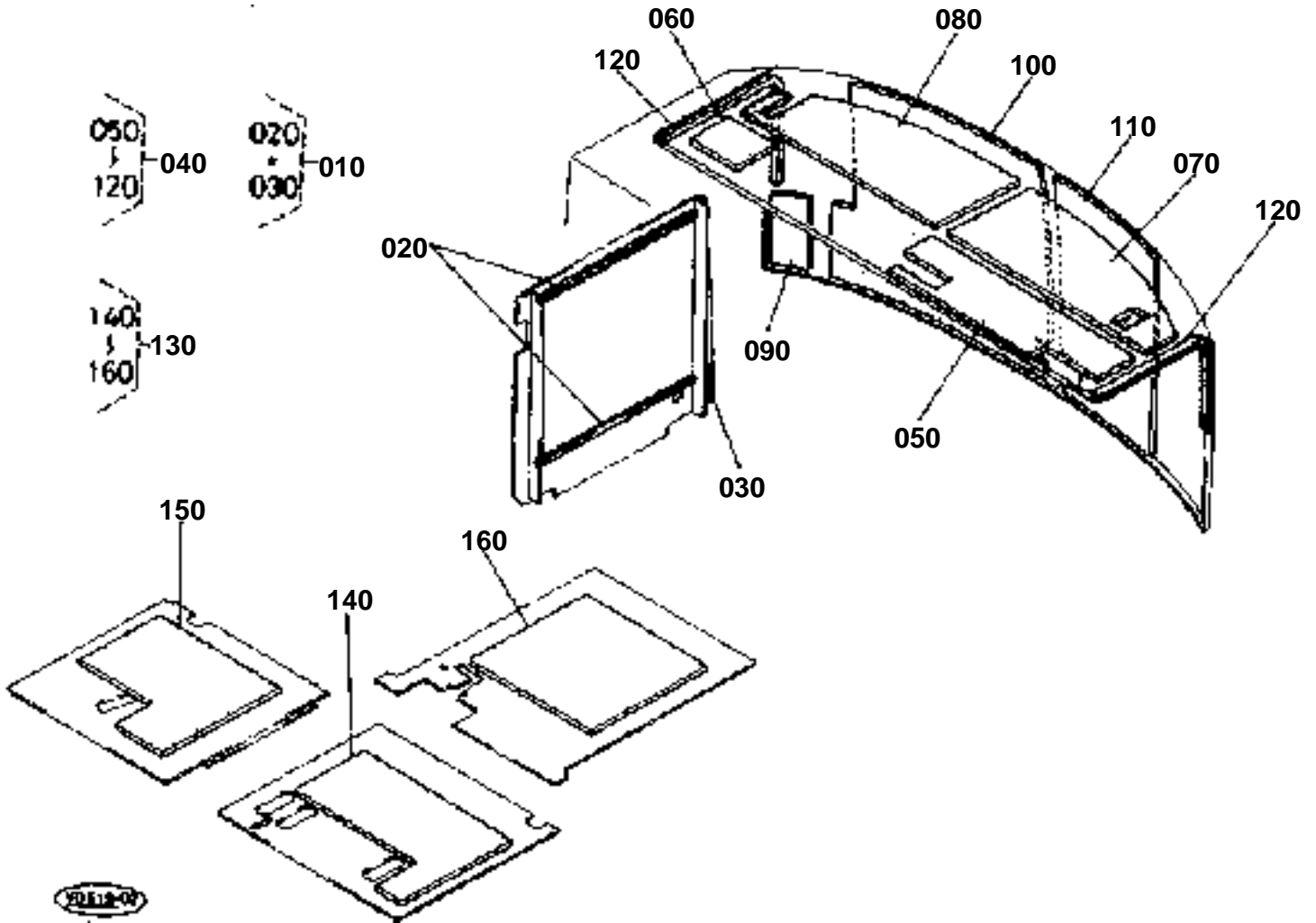
SPONGE (1)



**SPONGE (1)**

↔ Interchangeable; ≠ not interchangeable; ← new for old; → old for new

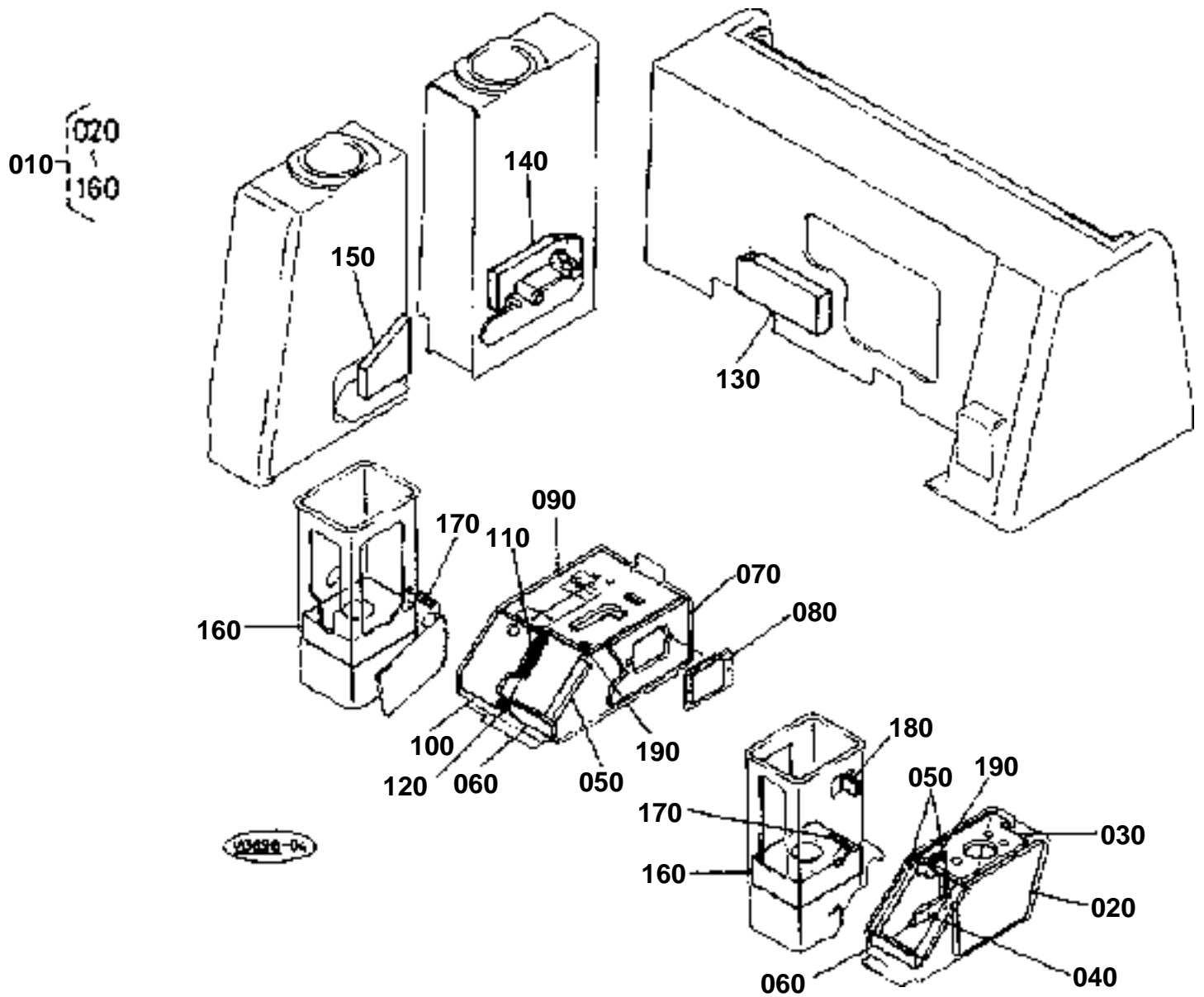
REF.No	Part No.	Description	Q'ty	S.No.	I/C	REMARKS	Weight (kgf)	Weight (lb)
010	68651-41500	KIT SPONGE	1				0.5	1.1
020	68651-41510	SPONGE	1				0.04	0.088
030	68651-41520	SPONGE	1				0.045	0.099
040	68651-41530	SPONGE	1				0.045	0.099
050	68651-41540	SPONGE	1				0.01	0.022
060	68651-41550	SPONGE	1				0.015	0.033
070	68651-41602	KIT SPONGE	1				3.1	6.82
080	68651-41612	SPONGE	1				0.14	0.308
090	68651-41620	SPONGE	1				0.022	0.0484
100	68651-41632	SPONGE	1				0.005	0.011
110	68651-41642	SPONGE	1				0.28	0.616
120	68651-41650	SPONGE	1				0.13	0.286
130	68651-41660	SPONGE	1				0.14	0.308
140	68651-41670	SPONGE	1				0.11	0.242
150	68651-41683	SPONGE	1				0.05	0.11
160	68651-41690	SPONGE	1				0.22	0.484
170	68651-41710	SPONGE	1				0.1	0.22
180	68651-41750	SPONGE	1				0.11	0.242



**SPONGE (2)**

↔ Interchangeable; ≠ not interchangeable; ← new for old; → old for new

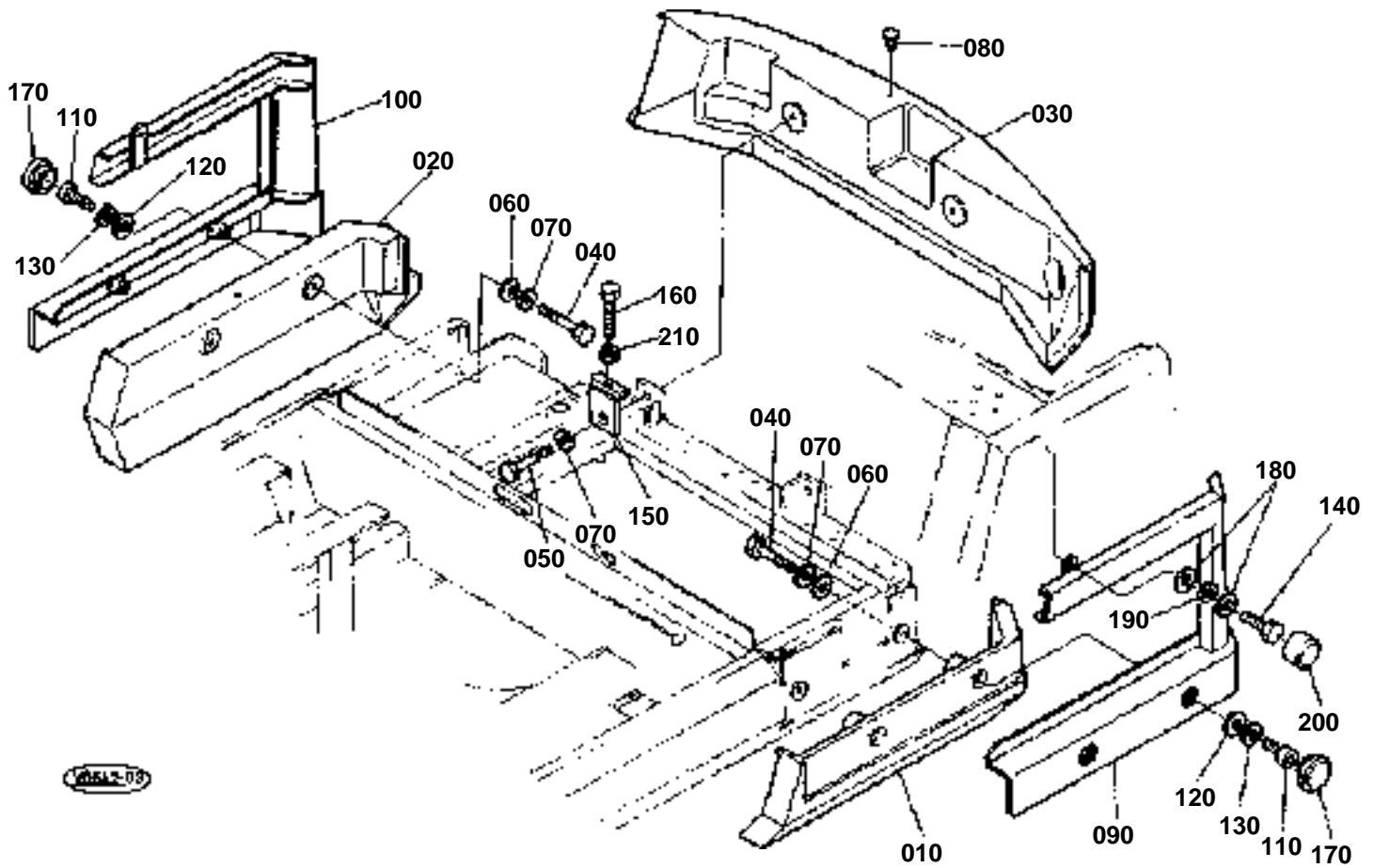
REF.No	Part No.	Description	Q'ty	S.No.	I/C	REMARKS	Weight (kgf)	Weight (lb)
010	68651-42900	KIT SPONGE	1				0.08	0.176
020	68651-42910	SPONGE	2				0.013	0.0286
030	68651-42920	SPONGE	1	55375			0.008	0.0176
030	69781-42920	SPONGE	1	55376	↔		0	0
040	68651-43702	KIT SPONGE	1				2.3	5.06
050	68651-43713	SPONGE	1				0.25	0.55
060	68651-43723	SPONGE	1				0.01	0.022
070	68651-43732	SPONGE	1				0.15	0.33
080	68651-43743	SPONGE	1				0.15	0.33
090	68651-43750	SPONGE	1				0.03	0.066
100	68651-43760	SPONGE	1				0.2	0.44
110	68651-43770	SPONGE	1				0.19	0.418
120	68651-43780	SPONGE	2				0.01	0.022
130	68311-44600	KIT SPONGE	1				0.3	0.66
140	68311-44610	SPONGE	1				0.1	0.22
150	68311-44620	SPONGE	1				0.085	0.187
160	68311-44630	SPONGE	1				0.07	0.154



**SPONGE (3)**

↔ Interchangeable; ≠ not interchangeable; ← new for old; → old for new

REF.No	Part No.	Description	Q'ty	S.No.	I/C	REMARKS	Weight (kgf)	Weight (lb)
010	68301-96200	KIT SPONGE	1				0	0
020	68301-96210	SPONGE	1				0.06	0.132
030	68301-96220	SPONGE	1				0.255	0.561
040	68301-96232	SPONGE	1				0.05	0.11
050	68311-44740	SEAL RUBBER	3				0.01	0.022
060	68301-96250	SPONGE	2	55375			0.01	0.022
060	69731-96250	SPONGE	2	55376	↔		0	0
070	68301-96260	SPONGE	1				0.05	0.11
080	68301-96270	SPONGE	1				0.02	0.044
090	68301-96280	SPONGE	1				0.1	0.22
100	68301-96290	SPONGE	1				0.04	0.088
110	68151-96260	SEAL RUBBER	1				0.007	0.0154
120	68151-96270	SEAL RUBBER	1				0.003	0.0066
130	68301-96312	SPONGE	1				0	0
140	68301-96322	SPONGE	1				0	0
150	68301-96330	SPONGE	1				0.03	0.066
160	68301-96340	SPONGE	2	55375			0.07	0.154
160	69731-96340	SPONGE	2	55376	↔		0	0
170	68301-96370	GROMMET	2				0.005	0.011
180	68301-96380	GROMMET	1				0.005	0.011
190	68301-96390	GROMMET	2				0.01	0.022

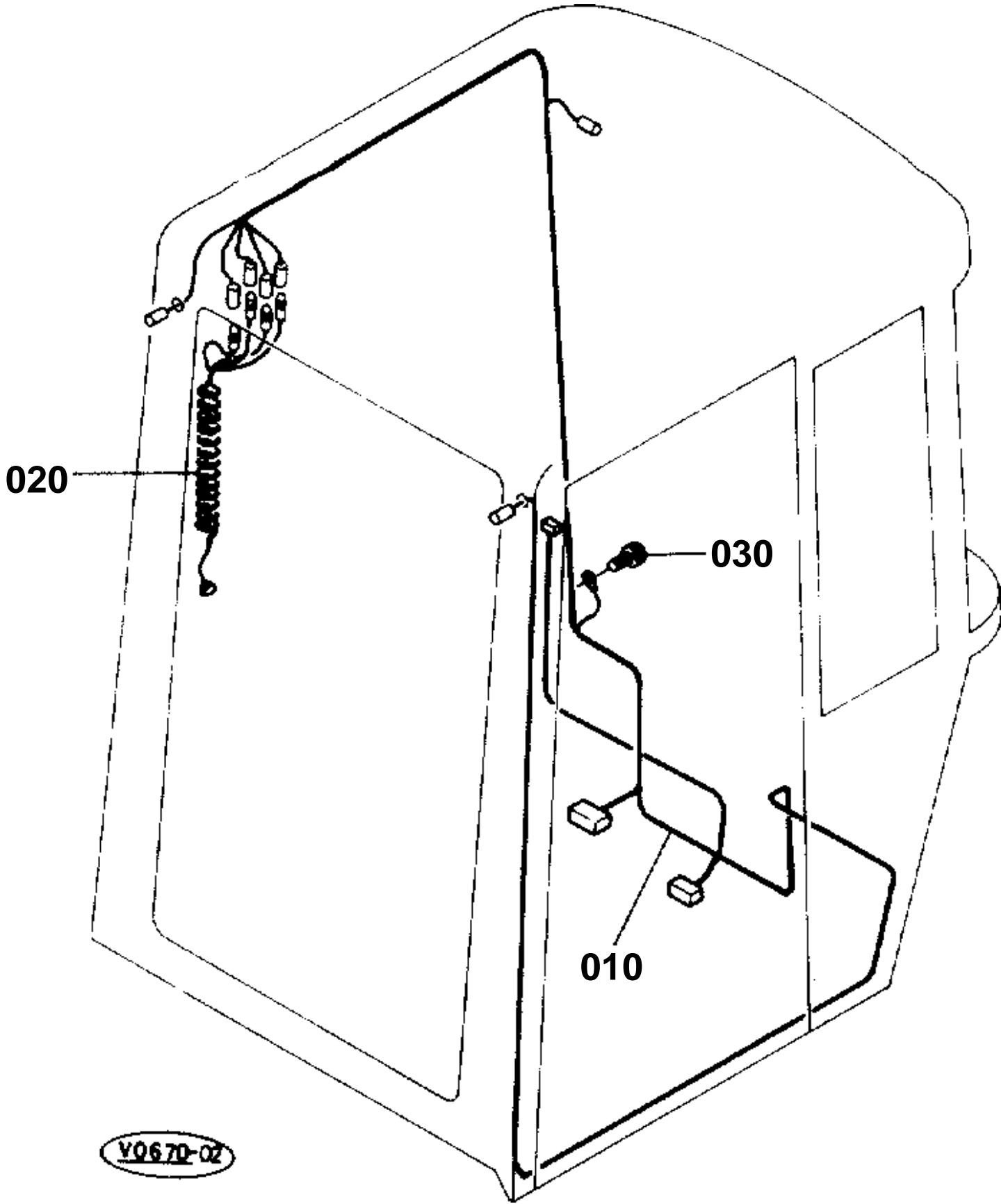




WEIGHT

↔ Interchangeable; ≠ not interchangeable; ← new for old; → old for new

REF.No	Part No.	Description	Q'ty	S.No.	I/C	REMARKS	Weight (kgf)	Weight (lb)
010	69781-48210	WEIGHT LH	1				0	0
020	69781-48220	WEIGHT RH	1				0	0
030	69781-48230	WEIGHT	1				0	0
040	01173-61645	BOLT	4				0.09	0.198
050	01173-61655	BOLT	2				0.11	0.242
060	04015-60160	WASHER PLAIN	4				0.058	0.1276
070	04512-60160	WASHER SPRING	6				0.01	0.022
080	90585-11990	PLUG	1				0.003	0.0066
090	69781-48310	PROTECTOR(LH)	1				0	0
100	69781-48320	PROTECTOR(RH)	1				0	0
110	68651-48370	BOLT HEX-SOC-HD	4				0.08	0.176
120	04013-60160	WASHER PLAIN	4				0.01	0.022
130	04512-60160	WASHER SPRING	4				0.01	0.022
140	01173-61235	BOLT	2				0.04	0.088
150	68311-48240	WASHER	2	55064			0.15	0.33
150	69741-48240	WASHER	2	55065	↔		0	0
160	01175-61045	BOLT	2				0.04	0.088
170	68311-48380	GROMMET	4				0.02	0.044
180	04013-60120	WASHER PLAIN	4				0.01	0.022
190	04512-60120	WASHER SPRING	2				0.005	0.011
200	68311-48390	GROMMET	2				0.01	0.022
210	02116-60100	NUT	2	55095			0.004	0.0088



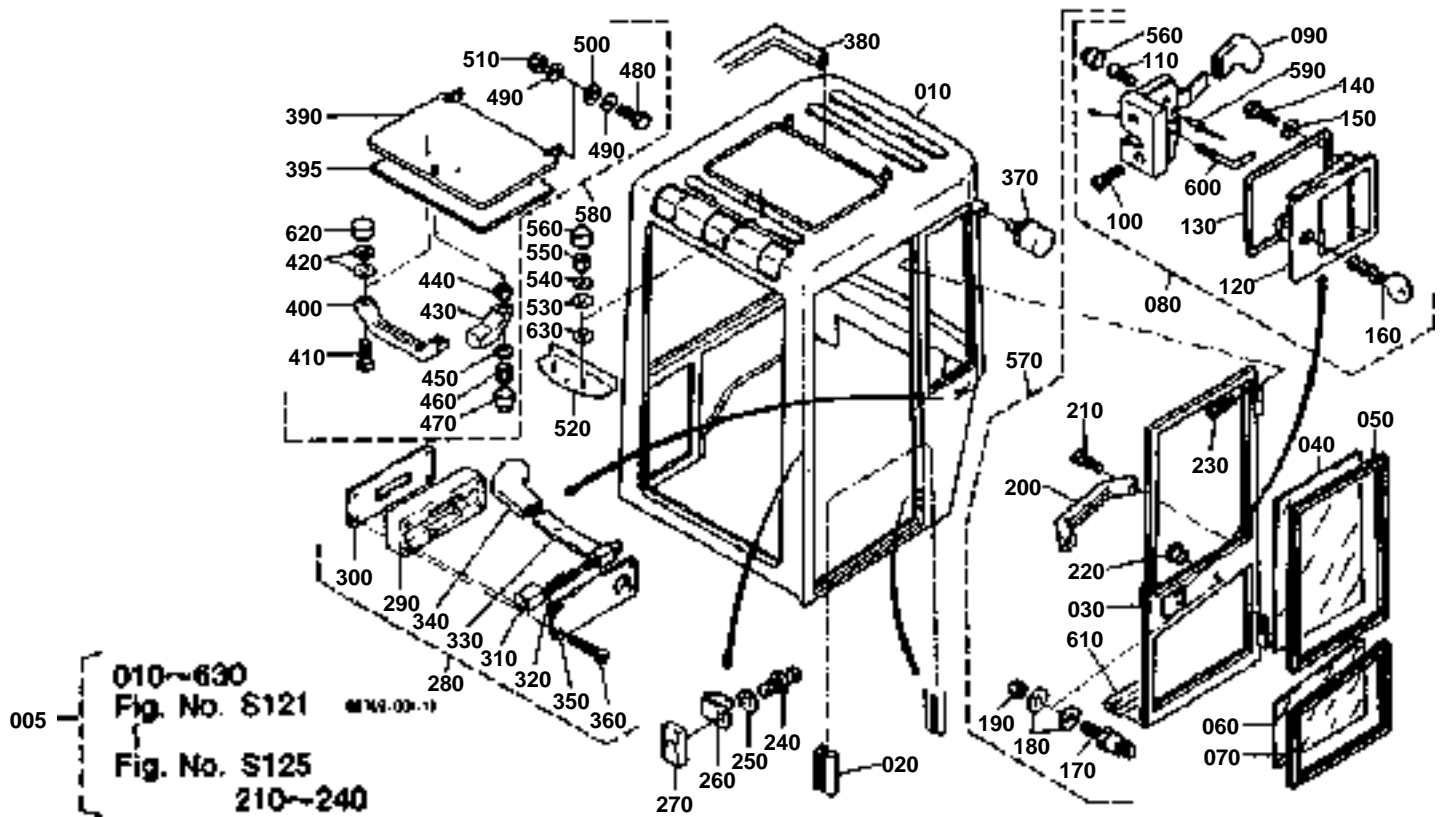


CABIN (ELECTRICAL)

↔ Interchangeable; ≠ not interchangeable; ← new for old; → old for new

REF.No	Part No.	Description	Q'ty	S.No.	I/C	REMARKS	Weight (kgf)	Weight (lb)
010	68311-53712	WIRE HARNESS CAB	1				0.34	0.748

CABIN (DOOR)



005 — { 010~630
Fig. No. S121
Fig. No. S125
210~240



CABIN (DOOR)

↔ Interchangeable; ≠ not interchangeable; ← new for old; → old for new

REF.No	Part No.	Description	Q'ty	S.No.	I/C	REMARKS	Weight (kgf)	Weight (lb)
005	69749-46100	ASSY CABIN	1				0	0
010	69749-46110	CABIN	1				0	0
020	69749-46780	RUBBER SEAL	1			3.6M	0	0
030	69749-46210	DOOR	1				0	0
040	69749-46190	WINDOW	1				0	0
050	69749-46240	RUBBER	1				0	0
060	69749-46510	WINDOW	1				0	0
070	69749-46520	RUBBER	1				0	0
080	69729-46540	ASSY HANDLE	1				0	0
090	69491-46130	BOOT RUBBER	1				0	0
100	69729-47610	BOLT	2				0	0
110	69443-80050	BOLT	2				0	0
120	69481-46830	HANDLE	1				0	0
130	69443-46840	SIHM	1				0	0
140	69443-80030	BOLT	4				0	0
150	69443-80760	WASHER PLAIN	4				0	0
160	69481-99910	KEY CABIN	2				0	0
170	69729-47360	BOLT LOCK	1				0	0
180	69443-80810	WASHER PLAIN	2				0	0
190	69449-80130	NUT	1				0	0
200	69481-46570	GRIP	1				0	0
210	69443-81550	BOLT	2				0	0
220	69443-47540	GROMMET	1				0	0
230	69449-46390	BOLT	6				0	0
240	69443-46290	PIN LOCK	1				0	0
250	69443-80820	WASHER PLAIN	1				0	0
260	69729-47510	GUIDE	1				0	0
270	69729-47520	PLATE	1				0	0
280	69569-47280	ASSY LOCK DOOR	1				0	0
290	69443-47340	PART LOCK DOOR	1				0	0
300	69443-47380	GASKET	1				0	0
310	69443-47330	PART LOCK DOOR	1				0	0
320	69443-47370	PART LOCK DOOR	1				0	0
330	69443-47320	PART LOCK DOOR	1				0	0
340	69491-46120	BOOT RUBBER	1				0	0
350	69443-47350	PART LOCK DOOR	1				0	0
360	69443-81290	BOLT	4				0	0
370	69481-46660	CUSHION RUBBER	1				0	0
380	69729-46470	SEAL RUBBER	1			2.2M	0	0
390	69729-46260	COVER ROOF	1				0	0
395	69729-46690	SPONGE	1				0	0
400	69481-46570	GRIP	1				0	0
410	69443-80040	BOLT	2				0	0
420	69449-46670	WASHER PLAIN	4				0	0
430	69443-46660	LEVER	1				0	0
440	69443-46690	COLLAR	1				0	0
450	69443-80760	WASHER PLAIN	1				0	0
460	69449-80310	NUT	1				0	0
470	69449-46660	CAP	1				0	0
480	69443-80050	BOLT	1				0	0
490	69443-80560	WASHER PLAIN	4				0	0
500	69449-46670	WASHER PLAIN	2				0	0
510	69449-80310	NUT	2				0	0
520	69449-46680	SEET	1				0	0
530	69449-46670	WASHER PLAIN	2				0	0
540	69443-80560	WASHER PLAIN	2				0	0
550	69449-80310	NUT	2				0	0
560	69449-46660	CAP	4				0	0
570	69749-46200	ASSY DOOR	1				0	0
580	69729-46300	ASSY COVER	1				0	0

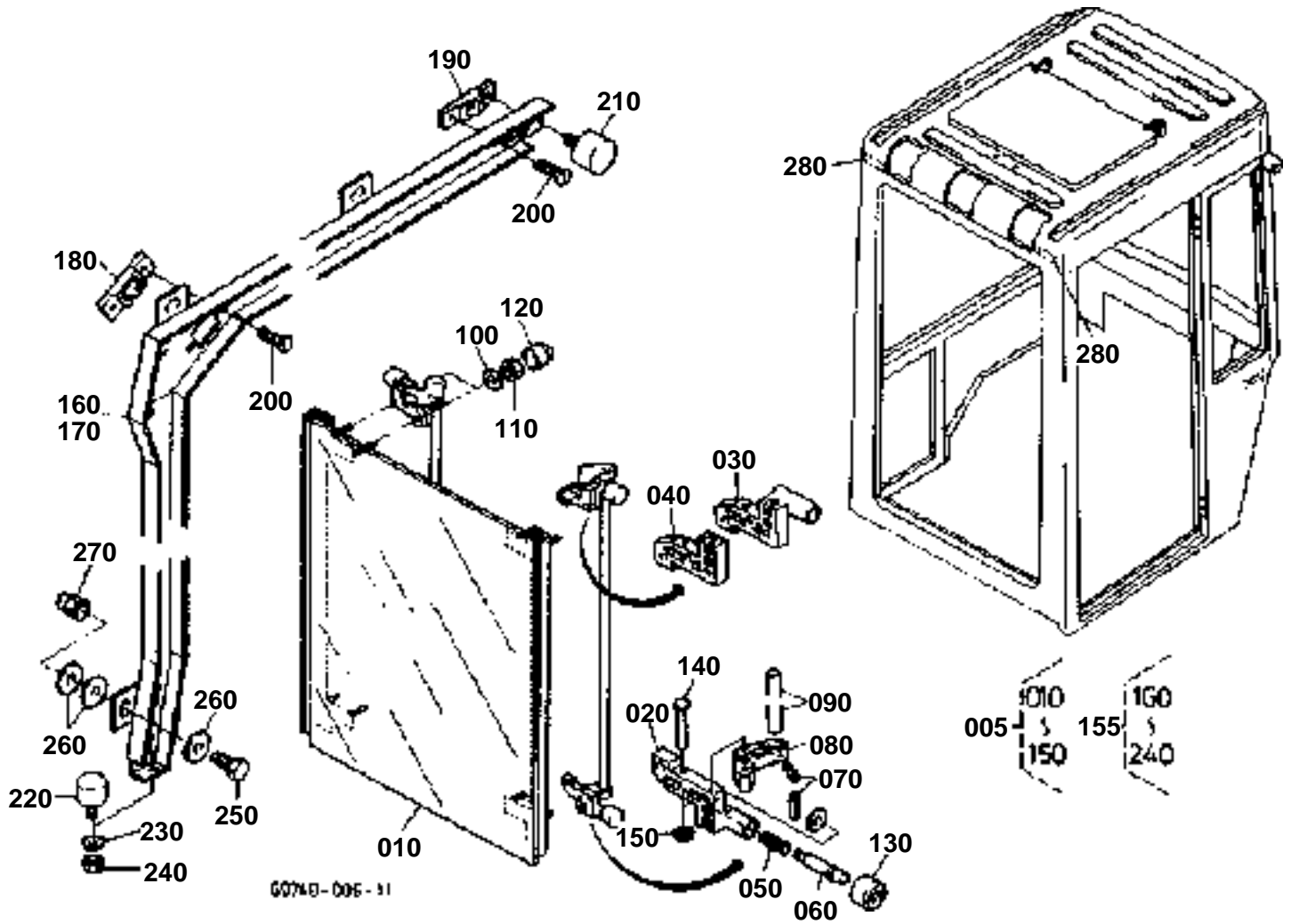


CABIN (DOOR)

↔ Interchangeable; ≠ not interchangeable; ← new for old; → old for new

REF.No	Part No.	Description	Q'ty	S.No.	I/C	REMARKS	Weight (kgf)	Weight (lb)
590	69729-47620	RIVET	1				0	0
600	69729-47630	ROD ADJUSTING	1				0	0
610	69749-46590	SEAL RUBBER	1			0.64M	0	0
620	69481-46230	CUSHION RUBBER	2				0	0
630	69749-46670	WASHER SEAL	2				0	0

CABIN (FRONT WINDOW)

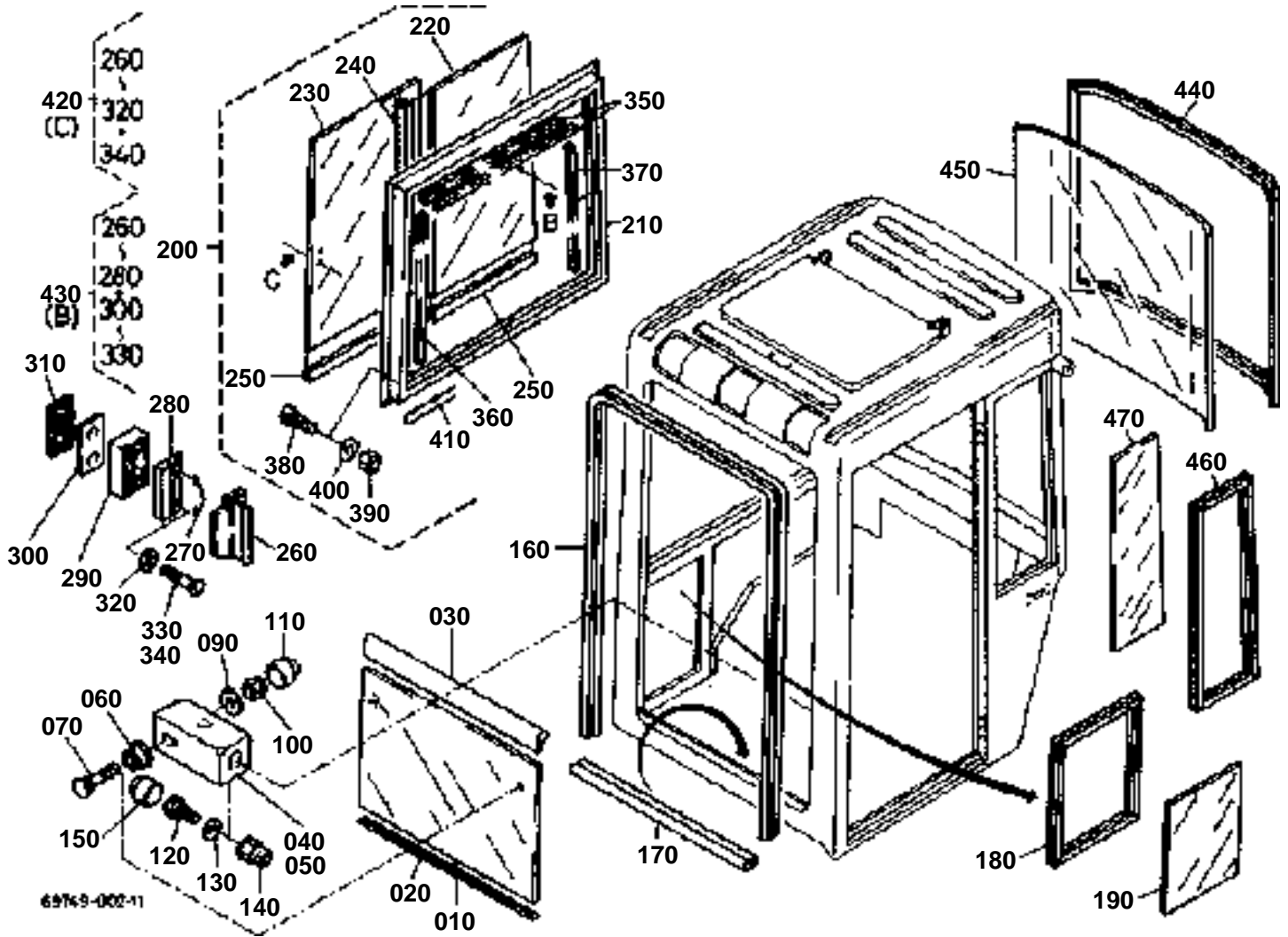


**CABIN (FRONT WINDOW)**

↔ Interchangeable; ≠ not interchangeable; ← new for old; → old for new

REF.No	Part No.	Description	Q'ty	S.No.	I/C	REMARKS	Weight (kgf)	Weight (lb)
005	69749-46400	ASSY WINDOW FRONT	1				0	0
010	69749-46430	WINDOW FRONT	1				0	0
020	69449-46230	SUPPORT LH	2				0	0
030	69449-46240	SUPPORT RH	2				0	0
040	69749-47290	SUPPORT	2				0	0
050	69449-46250	SPRING	4				0	0
060	69449-46260	PIN	4				0	0
070	69449-46280	PIN SPRING	8				0	0
080	69449-46290	LEVER	4				0	0
090	69749-47320	PIPE	2				0	0
100	69443-80760	WASHER PLAIN	8				0	0
110	69449-80110	NUT	8				0	0
120	69449-46660	CAP	8				0	0
130	69449-46270	ROLLER	4				0	0
140	69749-47330	PIN	4				0	0
150	69749-47340	CAP	4				0	0
155	69749-47300	ASSY GUIDE SLIDE	1				0	0
160	69749-47350	GUIDE SLIDE LH	1				0	0
170	69749-47360	GUIDE SLIDE RH	1				0	0
180	69443-46390	STOPPER	2				0	0
190	69443-46380	STOPPER	2				0	0
200	69443-81240	BOLT	6				0	0
210	69749-47370	CUSHION	2				0	0
220	69443-46450	CUSHION	2				0	0
230	69443-80740	WASHER PLAIN	2				0	0
240	69443-80080	NUT	2				0	0
250	69443-80140	BOLT	6				0	0
260	69443-80580	WASHER PLAIN	18				0	0
270	69729-47650	NUT	6				0	0
280	69749-47380	CUSHION	2				0	0

CABIN (WINDOW)

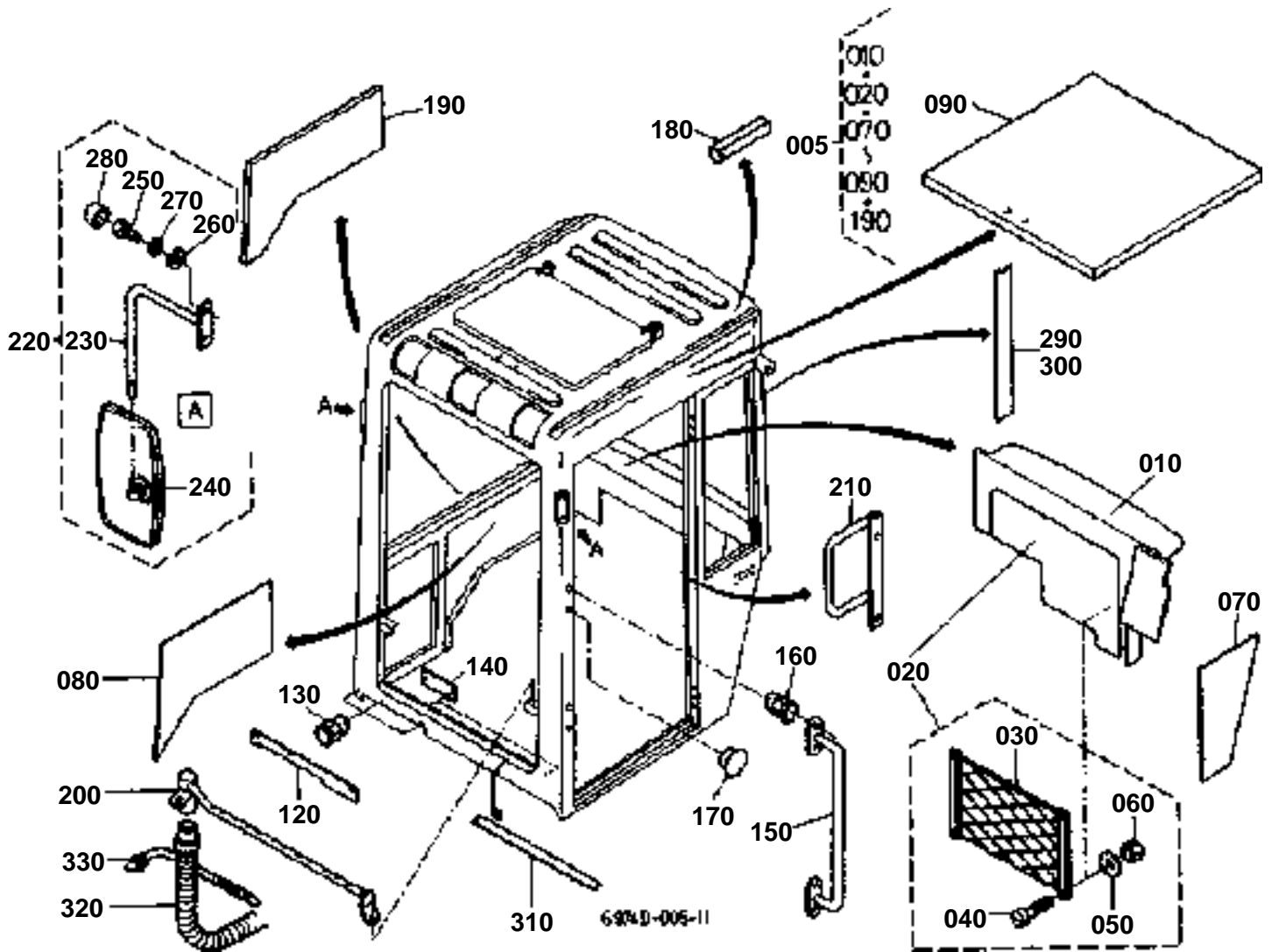


**CABIN (WINDOW)**

↔ Interchangeable; ≠ not interchangeable; ← new for old; → old for new

REF.No	Part No.	Description	Q'ty	S.No.	I/C	REMARKS	Weight (kgf)	Weight (lb)
010	69749-46130	GLASS FRONT UNDER	1				0	0
020	69749-46120	SEAL RUBBER	1				0	0
030	69749-46230	SEAL RUBBER	1				0	0
040	69749-46320	BRACKET RH	1				0	0
050	69749-46330	BRACKET LH	1				0	0
060	69449-46380	SOCKET RUBBER	2				0	0
070	69749-47220	BOLT	2				0	0
090	69443-80560	WASHER PLAIN	2				0	0
100	69449-80310	NUT	2				0	0
110	69449-46660	CAP	2				0	0
120	69443-80140	BOLT	2				0	0
130	69443-80580	WASHER PLAIN	2				0	0
140	69729-47650	NUT	2				0	0
150	69443-47570	CAP	2				0	0
160	69749-46690	SEAL RUBBER	1			3.42M	0	0
170	69749-47210	SEAL RUBBER	1			0.83M	0	0
180	69749-46260	SEAL RUBBER	1				0	0
190	69749-46180	WINDOW RH	1				0	0
200	69749-46500	ASSY SASH	1				0	0
210	69749-46140	FRAME SASH	1				0	0
220	69749-46170	WINDOW	1				0	0
230	69749-46160	WINDOW	1				0	0
240	69749-46270	GUIDE SHSH	1				0	0
250	69749-47850	SEAL	1			1.00M	0	0
260	69729-47710	GLIP	2				0	0
270	69729-47720	SPRING	2				0	0
280	69729-47730	PLATE	2				0	0
290	69729-47740	SPACER	1				0	0
300	69729-47580	PACKING	2				0	0
310	69729-47590	PLATE	2				0	0
320	69443-80920	WASHER SPRING	4				0	0
330	69729-47770	BOLT	2				0	0
340	69729-47780	BOLT	2				0	0
350	69749-47860	SEAL	2			0.796M	0	0
360	69749-47870	SEAL	1			0.733M	0	0
370	69749-47870	SEAL	1			0.733M	0	0
380	69729-47690	BOLT	12				0	0
390	69449-80090	NUT	12				0	0
400	69443-80750	WASHER PLAIN	12				0	0
410	69449-47670	SEAL RUBBER	1			3.50M	0	0
420	69563-47210	ASSY GRIP FRONT	1				0	0
430	69563-47200	ASSY GRIP REAR	1				0	0
440	69749-46630	RUBBER	1				0	0
450	69749-46620	WINDOW	1				0	0
460	69749-46250	RUBBER	1				0	0
470	69749-46220	WINDOW LH	1				0	0

CABIN (SPONGE)

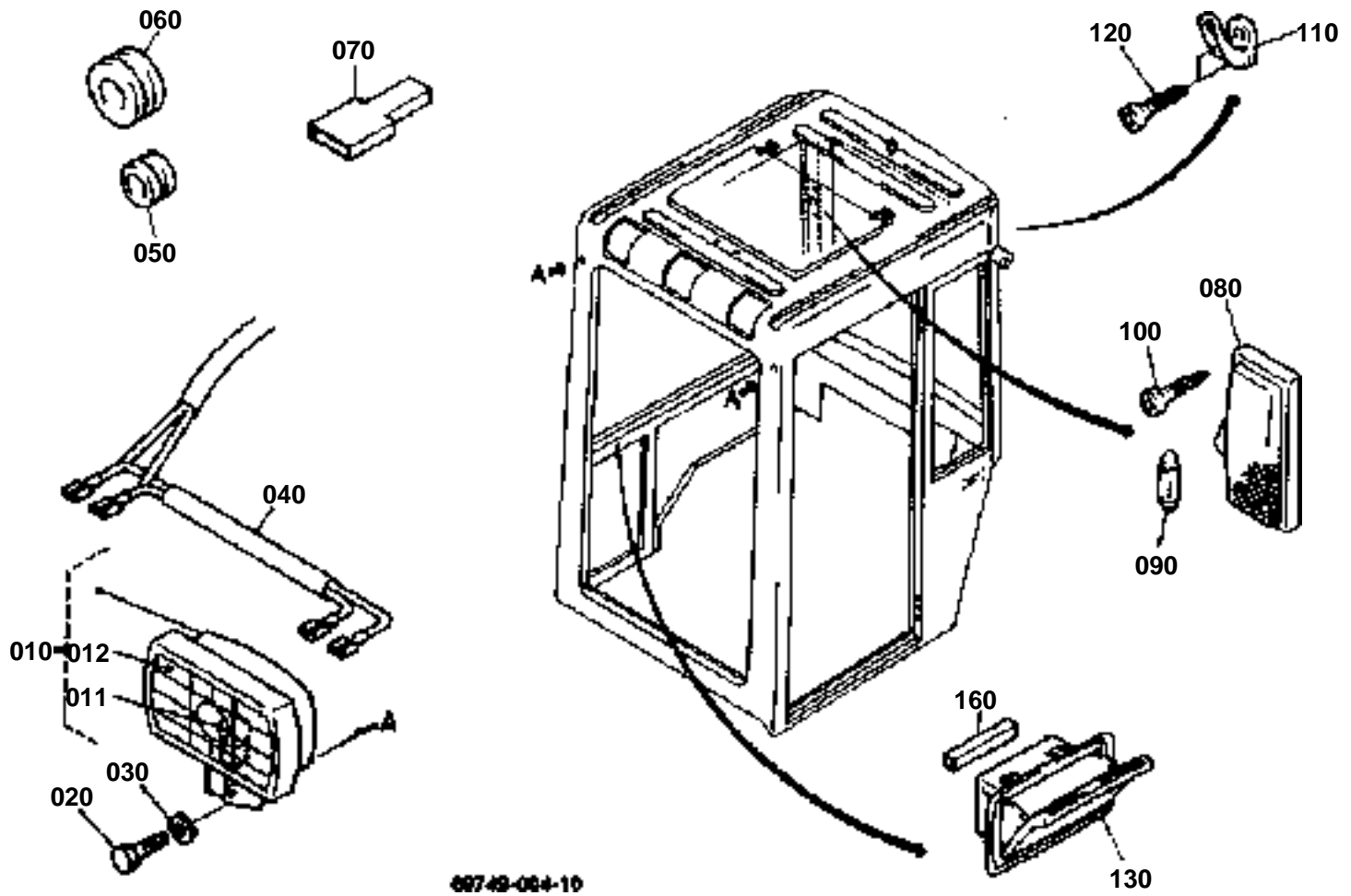


**CABIN (SPONGE)**

↔ Interchangeable; ≠ not interchangeable; ← new for old; → old for new

REF.No	Part No.	Description	Q'ty	S.No.	I/C	REMARKS	Weight (kgf)	Weight (lb)
005	69749-46300	ASSY TRIM	1				0	0
010	69749-46380	SPONGE	1				0	0
020	69749-46340	SPONGE	1				0	0
030	69749-46390	BOX	1				0	0
040	69749-46990	BOLT	4				0	0
050	69443-80540	WASHER PLAIN	4				0	0
060	69449-80370	NUT	4				0	0
070	69749-46350	SPONGE	1				0	0
080	69749-46360	PLATE PARTITION	1				0	0
090	69749-46460	SPONGE	1				0	0
120	69789-47310	COVER	1				0	0
130	69729-47660	NUT	3				0	0
140	69749-47260	COVER	2				0	0
150	69729-46840	BALUSTRADE	1				0	0
160	69729-47650	NUT	4				0	0
170	69749-47270	CAP	4				0	0
180	69729-47530	PROTECTING TUBE	2				0	0
190	69749-46920	SPONGE	1				0	0
200	69749-46830	PIPE DEFFROSTAR	1				0	0
210	69749-47280	BALUSTRADE	1				0	0
220	69759-47100	ASSY MIRROR BACK	2				0	0
230	69759-47150	SUPPORT MIRROR REAR.	2				0	0
240	69491-46110	MIRROR BACK	2				0	0
250	69443-80140	BOLT	4				0	0
260	69443-80780	WASHER PLAIN	4				0	0
270	69443-80910	WASHER SPRING	4				0	0
280	69443-47570	CAP	4				0	0
290	69749-47460	LABEL	1				0	0
300	69749-47470	LABEL	1				0	0
310	69749-47480	LABEL	1				0	0
320	68329-46840	HOSE DEFFROSTAR	1				0.43	0.946
330	68329-46850	CLAMP	1				0.003	0.0066

CABIN (LIGHT)

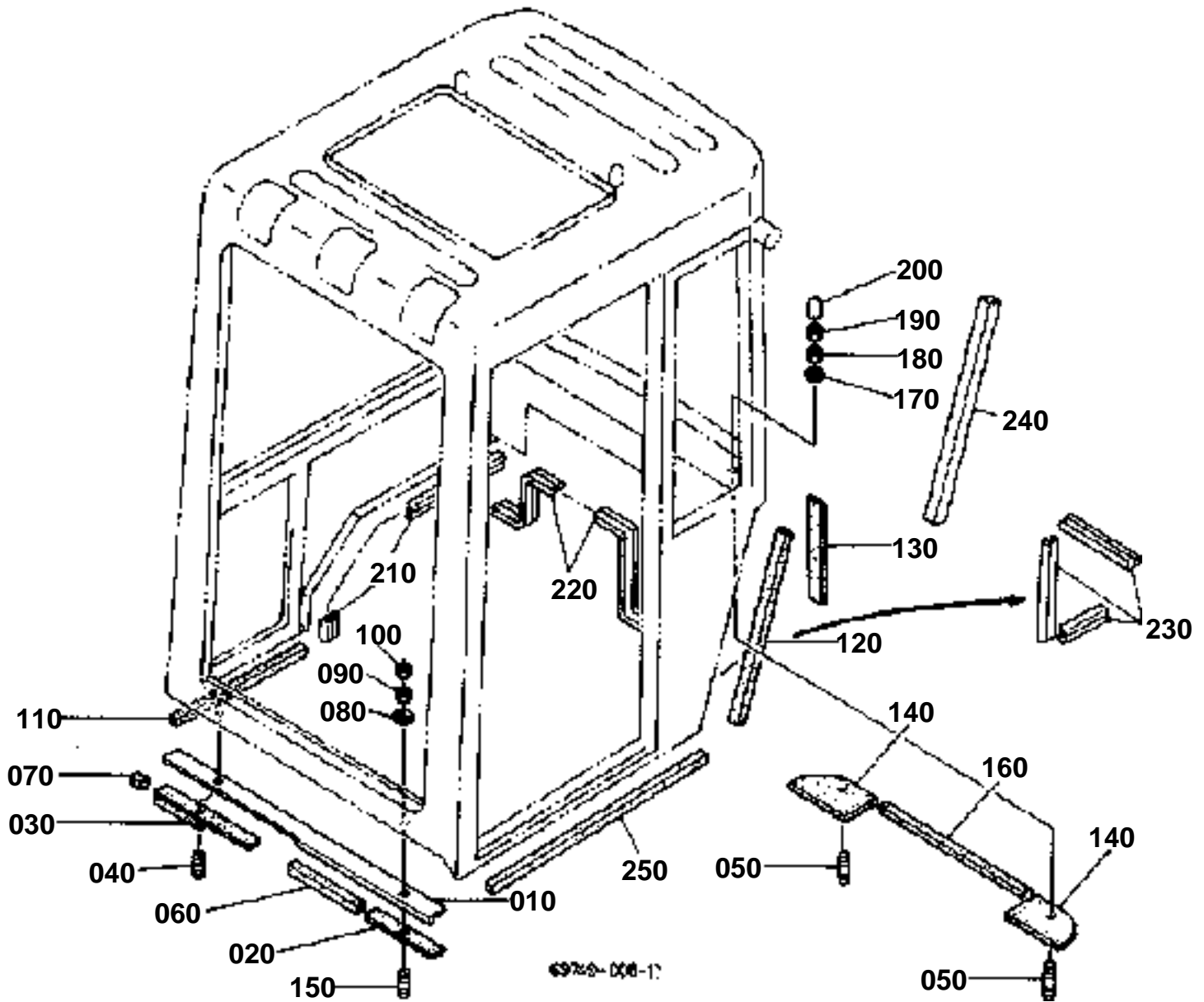


**CABIN (LIGHT)**

↔ Interchangeable; ≠ not interchangeable; ← new for old; → old for new

REF.No	Part No.	Description	Q'ty	S.No.	I/C	REMARKS	Weight (kgf)	Weight (lb)
010	69729-53430	ASSY LAMP	2				0	0
011	69729-53440	BULB ELECTRIC	2				0	0
012	69729-53450	LENS	2				0	0
020	69443-80140	BOLT	2				0	0
030	69729-47950	WASHER PLAIN	2				0	0
040	69749-53710	WIRE HARNESS	1				0	0
050	69449-46590	GROMMET	1				0	0
060	69729-46480	GROMMET	3				0	0
070	69749-47240	COVER	2				0	0
080	69481-46400	ASSY LIGHT ROOM	1				0	0
090	69481-46790	LAMP	1				0	0
100	69443-80410	BOLT	2				0	0
110	69449-46550	HANGER	1				0	0
120	69749-80410	BOLT	2				0	0
130	69443-47120	ASH-TRAY	1				0	0
160	69749-47250	CUSHION	1			0.08M	0	0

CABIN (RUBBER SEAL)

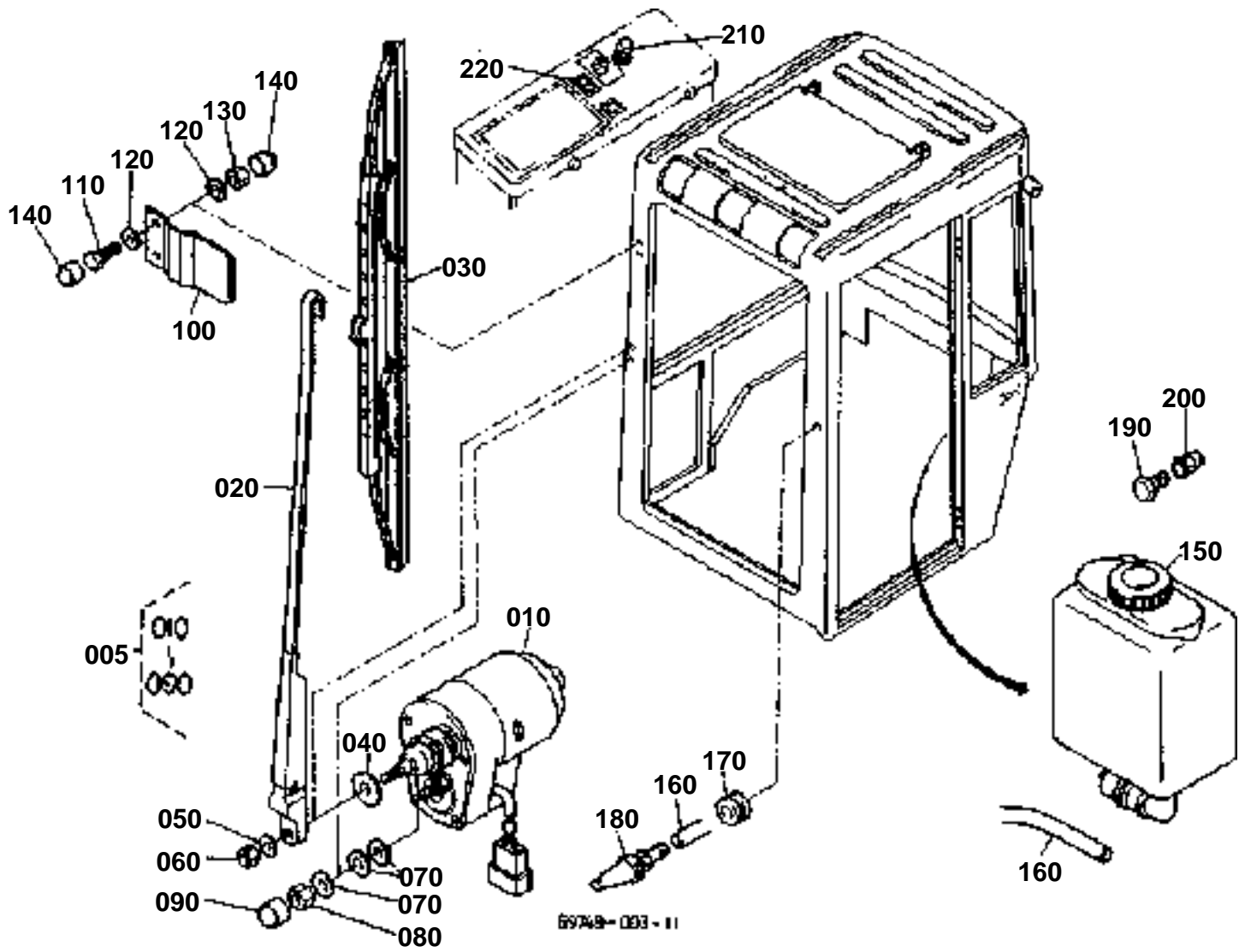


**CABIN (RUBBER SEAL)**

↔ Interchangeable; ≠ not interchangeable; ← new for old; → old for new

REF.No	Part No.	Description	Q'ty	S.No.	I/C	REMARKS	Weight (kgf)	Weight (lb)
010	68311-46810	COVER	1				0.87	1.914
020	68311-46850	RUBBER	1				0.18	0.396
030	68391-46860	RUBBER	1				0.06	0.132
040	01517-61640	STUD	1				0.09	0.198
050	01517-61660	STUD	1				0.12	0.264
060	68391-46910	SEAL RUBBER	1	55079			0.02	0.044
060	68391-46912	SEAL RUBBER	1	55080	←		0.02	0.044
070	68391-46920	SEAL RUBBER	1	55079			0.01	0.022
070	68391-46922	SEAL RUBBER	1	55080	←		0.004	0.0088
080	04013-60160	WASHER PLAIN	2				0.01	0.022
090	02174-60160	NUT	2				0.02	0.044
100	02172-60160	NUT	2				0.019	0.0418
110	68311-46940	SEAL RUBBER	1	55079			0.04	0.088
110	68311-46942	SEAL RUBBER	1	55080	←		0.05	0.11
120	68311-46950	SEAL RUBBER	1				0.025	0.055
130	68311-46880	SEAL RUBBER	1				0.018	0.0396
140	68311-46870	RUBBER	2				0.42	0.924
150	68311-47830	STUD	2				0.1	0.22
160	68311-46960	SEAL RUBBER	1	55079			0.04	0.088
160	68311-46962	SEAL RUBBER	1	55080	←		0.002	0.0044
170	04013-60160	WASHER PLAIN	2				0.01	0.022
180	02174-60160	NUT	2				0.02	0.044
190	02172-60160	NUT	2				0.019	0.0418
200	68271-46910	CAP	1				0.005	0.011
210	69749-47410	SEAL RUBBER	1			0.70M	0	0
220	69749-47420	SEAL RUBBER	1			1.40M	0	0
230	69749-47430	SEAL RUBBER	3			0.40M	0	0
240	69749-47440	SPONGE	1			0.58M	0	0
250	68311-46930	SEAL RUBBER	1				0.07	0.154

CABIN (WIPER MOTOR)

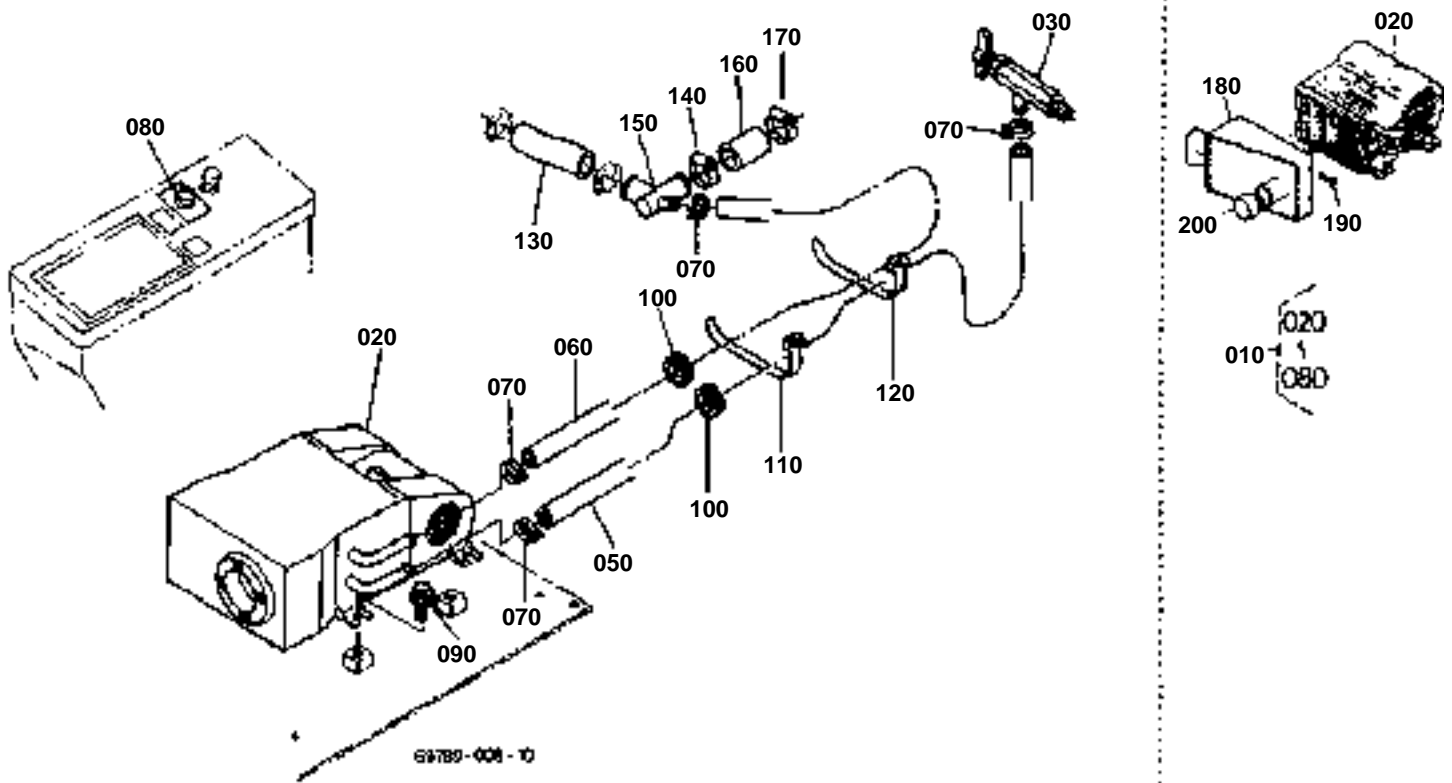


**CABIN (WIPER MOTOR)**

↔ Interchangeable; ≠ not interchangeable; ← new for old; → old for new

REF.No	Part No.	Description	Q'ty	S.No.	I/C	REMARKS	Weight (kgf)	Weight (lb)
005	69749-53200	ASSY WIPER	1				0	0
010	69749-53610	MOTOR WIPER	1				0	0
020	69481-53220	ARM WIPER	1				0	0
030	69749-53270	BLADE WIPER	1				0	0
040	69443-80620	WASHER PLAIN	1				0	0
050	69443-80760	WASHER PLAIN	1				0	0
060	69449-80110	NUT	1				0	0
070	69443-80780	WASHER PLAIN	3				0	0
080	69449-80120	NUT	1				0	0
090	69443-47570	CAP	1				0	0
100	69749-47740	HOLDER	1				0	0
110	69443-80040	BOLT	2				0	0
120	69443-80760	WASHER PLAIN	4				0	0
130	69449-80110	NUT	2				0	0
140	69449-46660	CAP	4				0	0
150	69443-46910	TANK ASSY	1				0	0
160	69729-46330	TUBE	1			1.60M	0	0
170	69449-46590	GROMMET	3				0	0
180	69481-46750	ASSY NOZZLE	1				0	0
190	69443-80140	BOLT	2				0	0
200	69729-47650	NUT	2				0	0
210	68331-53170	LIGHTER CIGARETTE	1				0.08	0.176
220	36919-75340	SWITCH REARWIPER	1				0.03	0.066

CABIN (HEATER)

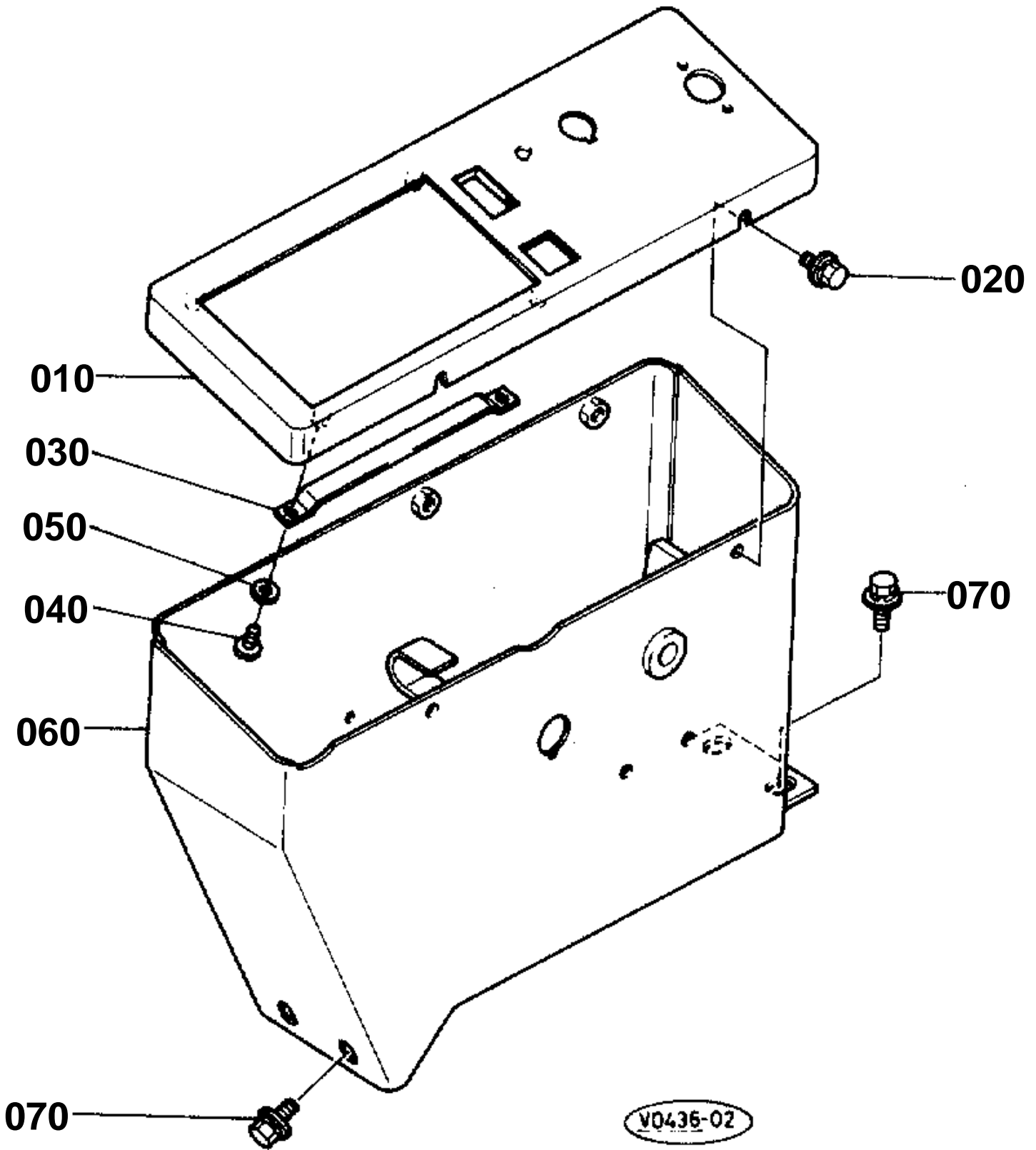


**CABIN (HEATER)**

↔ Interchangeable; ≠ not interchangeable; ← new for old; → old for new

REF.No	Part No.	Description	Q'ty	S.No.	I/C	REMARKS	Weight (kgf)	Weight (lb)
010	68651-53500	ASSY HEATER	1	55479			5	11
020	68311-53510	HEATER	1	55479			3.9	8.58
020	69741-53510	HEATER	1	55480	↔		0	0
030	90038-11120	VALVE	1				0.2	0.44
050	68651-53520	HOSE	1	55260			0.43	0.946
050	69781-53520	HOSE	1	55261	↔		0	0
060	68651-53530	HOSE	1	55260			0.38	0.836
060	69781-53530	HOSE	1	55261	↔		0	0
070	90038-11150	BAND	4				0.02	0.044
080	68311-53540	ASSY SWITCH HEATER	1				0.1	0.22
090	01135-61020	BOLT	4				0.015	0.033
100	90407-11210	GROMMET	2				0.006	0.0132
110	55311-41260	BAND CORD	4				0.007	0.0154
120	55311-41260	BAND CORD	3		↔		0.007	0.0154
130	68763-46860	PIPE WATER	1				0.11	0.242
140	68311-72830	HOSE CLAMP(-)	1	55002	≠		0.03	0.066
140	69741-72830	HOSE CLAMP(-)	1	55003	↔		0	0
150	68743-46850	JOINT WATER PIPE	1				0.3	0.66
160	90038-11250	PIPE WATER	1				0.05	0.11
170	68311-72830	HOSE CLAMP(-)	1	55002	≠		0.03	0.066
170	69741-72830	HOSE CLAMP(-)	1	55003	↔		0	0
180	68329-46820	COVER HEATER	1	55479			1.46	3.212
190	03614-50410	SCREW TAPPING	4	55479			0.002	0.0044
200	15000-36550	CAP	1	55479			0.045	0.099

INSTRUMENT PANEL

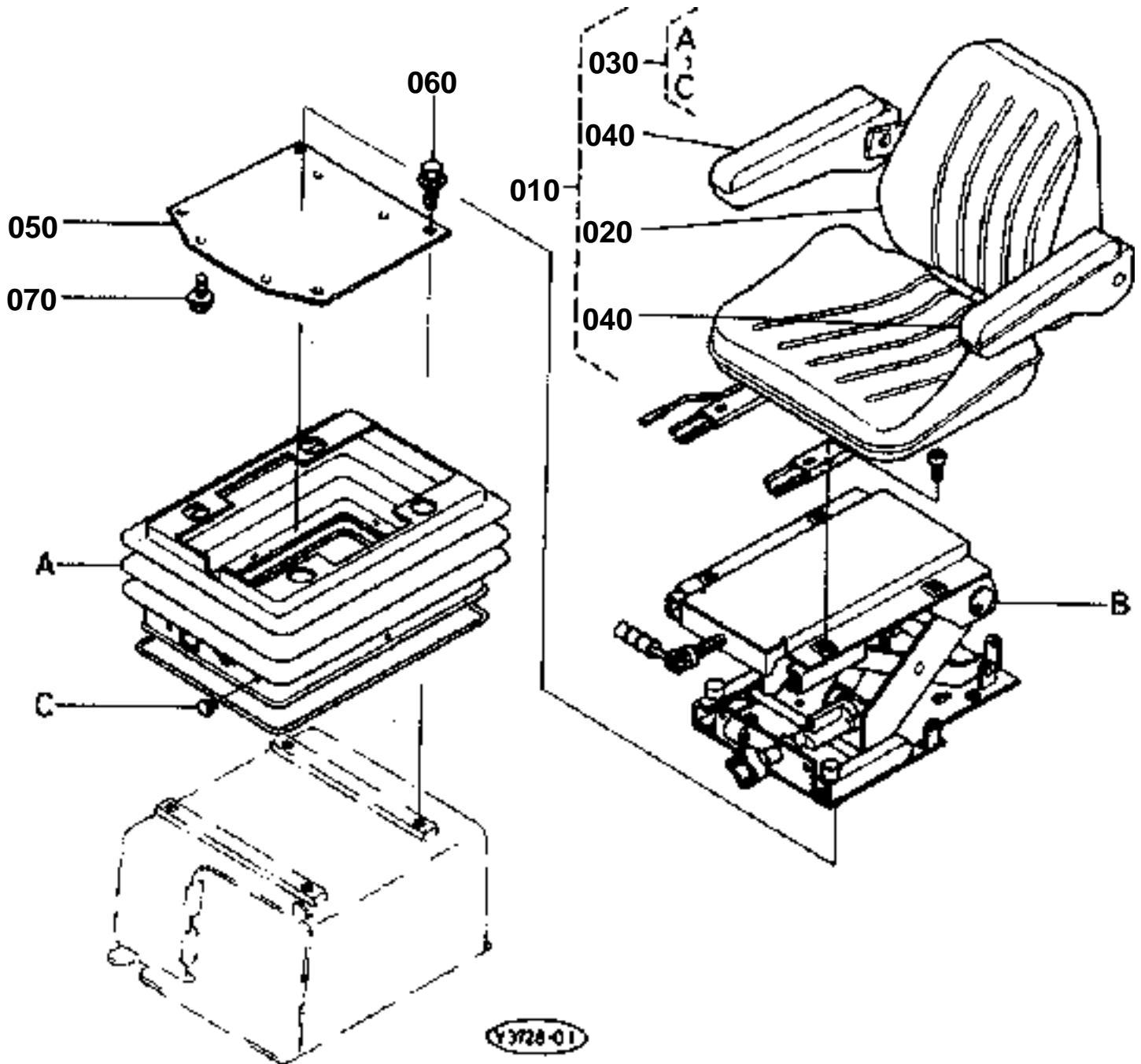




INSTRUMENT PANEL

↔ Interchangeable; ≠ not interchangeable; ← new for old; → old for new

REF.No	Part No.	Description	Q'ty	S.No.	I/C	REMARKS	Weight (kgf)	Weight (lb)
010	68311-53130	PANEL	1	55064			0.64	1.408
010	69741-53130	PANEL	1	55065	↔		0	0
020	01125-60816	BOLT	4				0.01	0.022
030	69741-53160	HOLDER	2				0	0
040	03054-60512	SCREW CR-REC-PAN-HD	4				0.002	0.0044
050	04512-60050	WASHER SPRING	4				0.002	0.0044
060	68318-53113	BOX PANEL	1	55064			5	11
060	69748-53113	BOX PANEL	1	55065	↔		0	0
070	01135-61020	BOLT	4				0.015	0.033



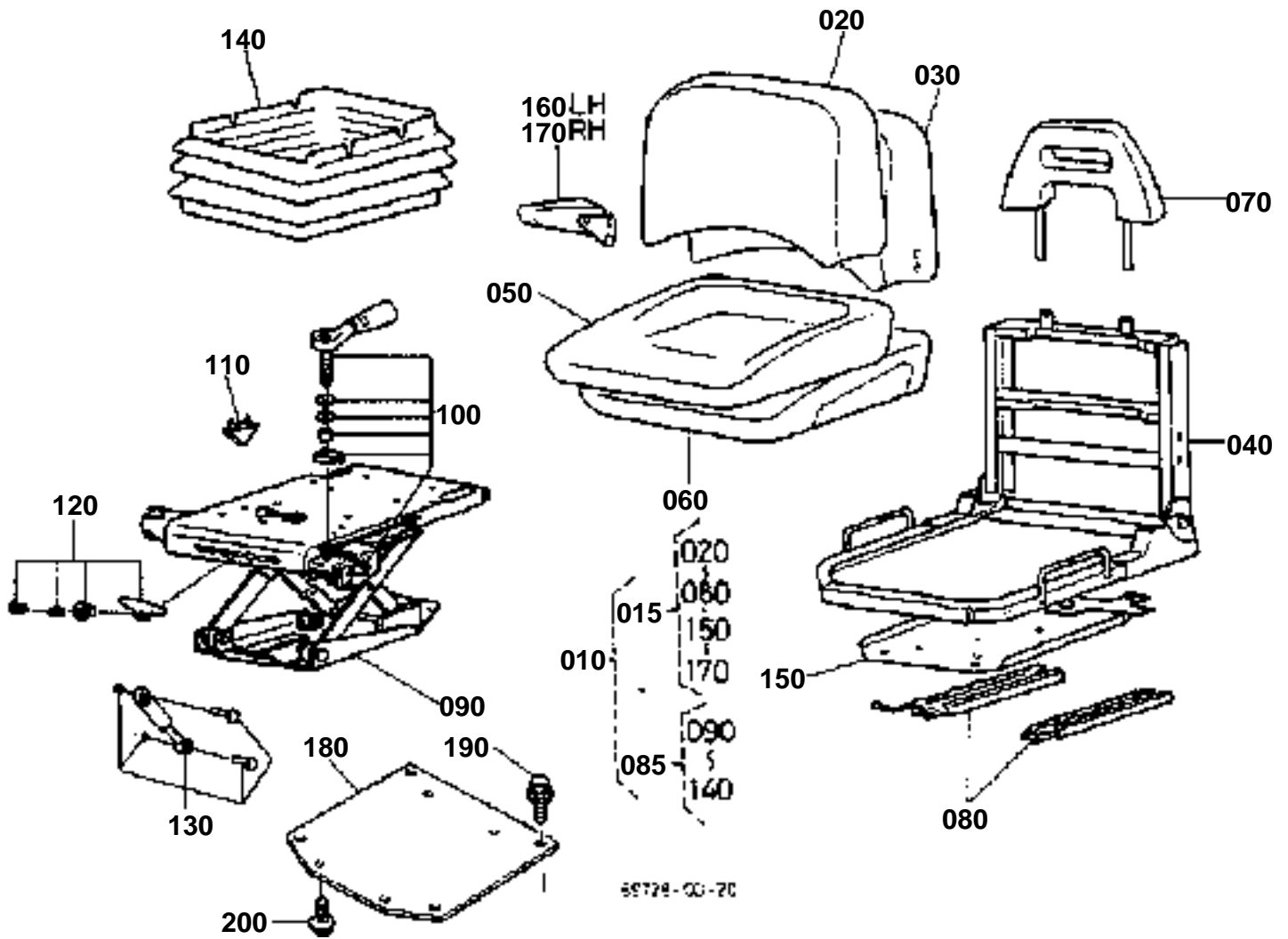


SEAT
S.No.;<=55315

↔ Interchangeable; ≠ not interchangeable; ← new for old; → old for new

REF.No	Part No.	Description	Q'ty	S.No.	I/C	REMARKS	Weight (kgf)	Weight (lb)
010	69759-38000	ASSY SEAT	1				0	0
020	69569-38500	SEAT	1				0	0
030	69568-38400	SUSPENTION.SEAT	1				0	0
040	69569-38300	ARMREST	2				0	0
050	68328-38110	BRACKET SEAT	1				3	6.6
060	01135-61020	BOLT	4				0.015	0.033
070	01125-60825	BOLT	4				0.016	0.0352

SEAT

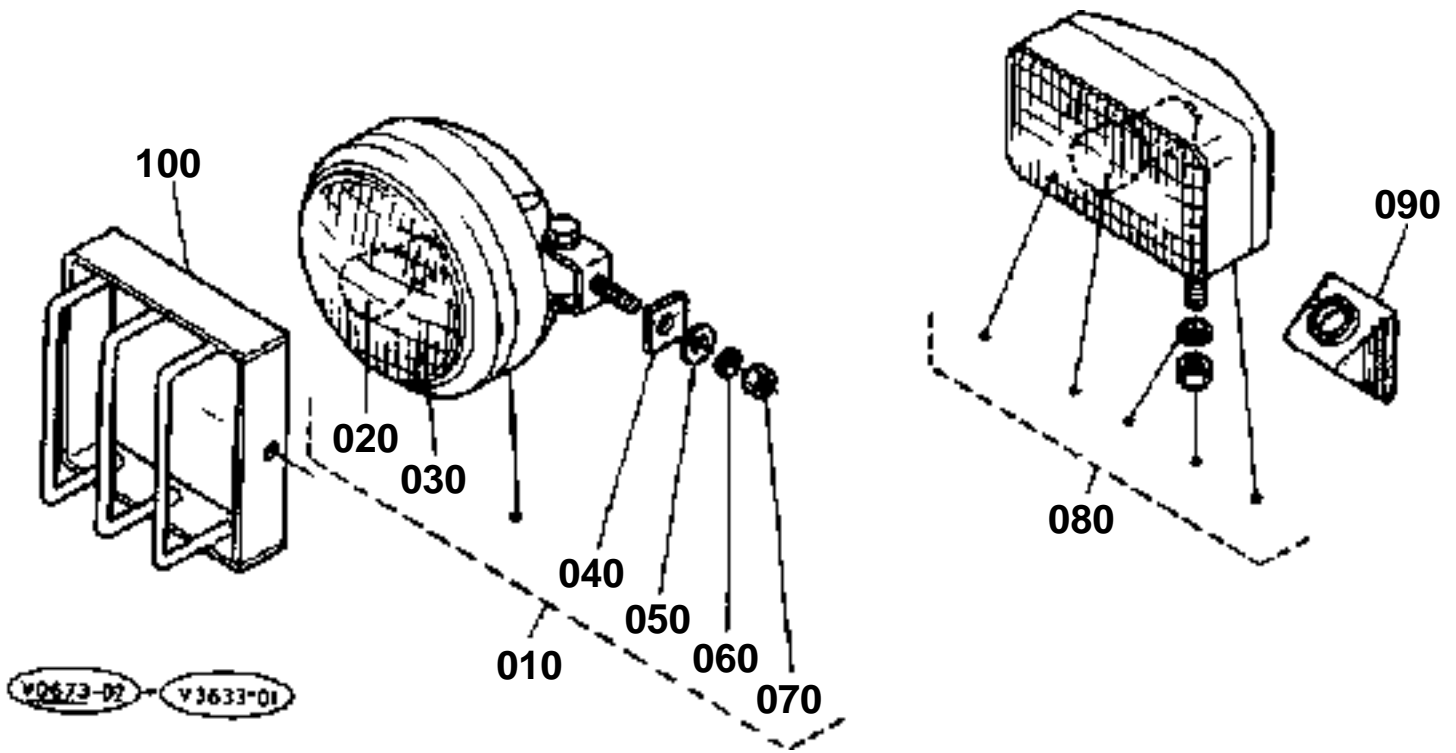




SEAT
S.No.;>=55316

↔ Interchangeable; ≠ not interchangeable; ← new for old; → old for new

REF.No	Part No.	Description	Q'ty	S.No.	I/C	REMARKS	Weight (kgf)	Weight (lb)
010	69739-38000	SEAT ASSY(CABIN)	1				0	0
015	69739-38500	UPPER SEAT(CABIN)	1				0	0
020	69739-38010	BACK COVER KIT	1				0	0
030	69738-38020	BACK FOAM KIT	1				0	0
040	69738-38030	SEAT FRAME KIT	1				0	0
050	69739-38040	SEAT COVER KIT	1				0	0
060	69738-38050	SEAT FOAM KIT	1				0	0
070	69738-38060	BACKREST EXTENSION	1				0	0
080	69738-38070	SLIDERAIL KIT	1				0	0
085	69738-38400	SUSPENSION ASSY	1				0	0
090	69738-38080	SUSPENSION KIT	1				0	0
100	69738-38090	WEIGHT ADJUSTER KIT	1				0	0
110	69738-38110	BUMPSTOP KIT	1				0	0
120	69738-38120	HEIGHT ADJUSTER KIT	1				0	0
130	69738-38130	DAMPER KIT	1				0	0
140	69738-38140	SUSPENSION COVER KIT	1				0	0
150	69738-38150	ADAPTOR PLATE KIT	1				0	0
160	69738-38160	ARMREST KIT(LH)	1				0	0
170	69738-38170	ARMREST KIT(RH)	1				0	0
180	68328-38110	BRACKET SEAT	1	55411			3	6.6
180	69758-38113	BRACKET SEAT	1	55412	↔		0	0
190	01135-61020	BOLT	4				0.015	0.033
200	01125-60825	BOLT	4				0.016	0.0352

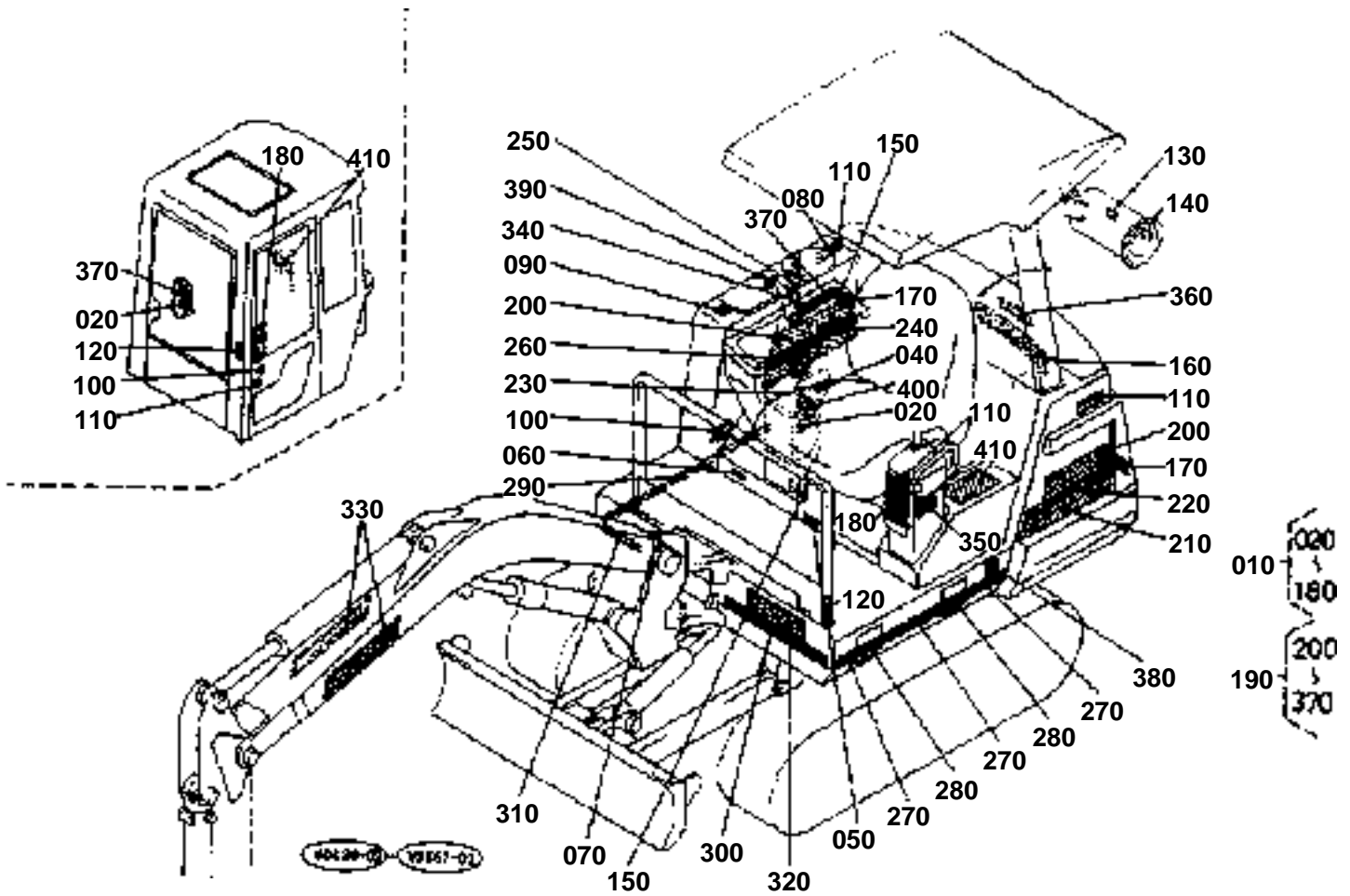




LIGHT

↔ Interchangeable; ≠ not interchangeable; ← new for old; → old for new

REF.No	Part No.	Description	Q'ty	S.No.	I/C	REMARKS	Weight (kgf)	Weight (lb)
010	68311-53430	ASSY LAMP	1				0.5	1.1
020	68311-53440	BULB	1				0.03	0.066
030	68311-53450	LENS	1				0.11	0.242
040	68311-53460	CUSHION	1				0.01	0.022
050	04013-60100	WASHER PLAIN	1				0.004	0.0088
060	04512-60100	WASHER SPRING	1				0.002	0.0044
070	02118-60100	NUT	1				0.006	0.0132
080	69481-75850	ASSY LIGHT WORKING	2				0	0
090	69741-46980	BOOT LAMP	2				0	0
100	68328-53450	GUARD LIGHT	1				0	0



**LABEL**

↔ Interchangeable; ≠ not interchangeable; ← new for old; → old for new

REF.No	Part No.	Description	Q'ty	S.No.	I/C	REMARKS	Weight (kgf)	Weight (lb)
010	68328-57020	KIT LABEL	1	55064		KDG	0.065	0.143
010	69758-57020	KIT LABEL	1	55065	↔	KDG	0	0
010	68328-57050	KIT LABEL	1	55064		KE	0	0
010	69758-57050	KIT LABEL	1	55065	↔	KE	0	0
010	68328-57080	KIT LABEL	1	55064		KUK	0	0
010	69758-57080	KIT LABEL	1	55065	↔	KUK	0	0
020	68328-57410	LABEL	1	55064			0.003	0.0066
020	69758-57410	LABEL	1	55065	↔		0	0
040	68311-57430	LABEL	1	55064			0.002	0.0044
040	69741-57430	LABEL	1	55065	↔		0	0
050	68328-57420	LABEL	1	55064		KDG	0.001	0.0022
050	69758-57420	LABEL	1	55065	↔	KDG	0	0
050	68328-57390	LABEL	1	55064		KE KUK	0.002	0.0044
050	69758-57390	LABEL	1	55065	↔	KE KUK	0	0
060	68328-57470	LABEL	1	55064		KDG	0.003	0.0066
060	69758-57470	LABEL	1	55065	↔	KDG	0	0
060	68328-57460	LABEL	1	55064		KE	0.003	0.0066
060	69758-57460	LABEL	1	55065	↔	KE	0	0
060	68328-57450	LABEL	1	55064		KUK	0.002	0.0044
060	69758-57450	LABEL	1	55065	↔	KUK	0	0
070	68658-57470	LABEL	1	55064		KDG	0.002	0.0044
070	69788-57470	LABEL	1	55065	↔	KDG	0	0
070	68658-57460	LABEL	1	55064		KE	0.003	0.0066
070	69788-57460	LABEL	1	55065	↔	KE	0	0
070	68658-57450	LABEL	1	55064		KUK	0.002	0.0044
070	69788-57450	LABEL	1	55065	↔	KUK	0	0
080	68311-57470	LABEL	1	55064			0.001	0.0022
080	69741-57470	LABEL	1	55065	↔		0	0
090	68311-57490	LABEL	1	55064			0.002	0.0044
090	69741-57490	LABEL	1	55065	↔		0	0
100	68658-57510	LABEL	1	55064		KDG	0.005	0.011
100	69788-57510	LABEL	1	55065	↔	KDG	0	0
100	68328-57510	LABEL	1	55064		KE KUK	0.005	0.011
100	69758-57510	LABEL	1	55065	↔	KE KUK	0	0
110	68658-57520	LABEL	3	55064		KDG	0.005	0.011
110	69788-57520	LABEL	3	55065	↔	KDG	0	0
110	68328-57520	LABEL	3	55064		KE KUK	0.005	0.011
110	69758-57520	LABEL	3	55065	↔	KE KUK	0	0
120	68311-57530	LABEL LEVER LOCK	2	55064			0.001	0.0022
120	69741-57530	LABEL LEVER LOCK	2	55065	↔		0	0
130	68658-57540	LABEL	1	55064		KDG	0.003	0.0066
130	69788-57540	LABEL	1	55065	↔	KDG	0	0
130	68328-57540	LABEL	1	55064		KE	0.003	0.0066
130	69758-57540	LABEL	1	55065	↔	KE	0	0
130	68328-57530	LABEL	1	55064		KUK	0.003	0.0066
130	69758-57530	LABEL	1	55065	↔	KUK	0	0
140	68658-57550	LABEL	1	55064		KDG	0.003	0.0066
140	69788-57550	LABEL	1	55065	↔	KDG	0	0
140	68328-57550	LABEL	1	55064		KE KUK	0.003	0.0066
140	69758-57550	LABEL	1	55065	↔	KE KUK	0	0
150	68311-57610	LABEL	2	55064			0.001	0.0022
150	69741-57610	LABEL	2	55065	↔		0	0
160	68328-57250	MARK KUBOTA	1	55064			0.025	0.055
160	69758-57250	MARK KUBOTA	1	55065	↔		0	0
170	68708-57430	LABEL	2	55064			0.01	0.022
170	69408-57430	LABEL	2	55065	↔		0	0
180	68328-57630	LABEL	1	55064		KDG	0.002	0.0044
180	69758-57630	LABEL	1	55065	↔	KDG	0	0
180	68328-57620	LABEL	1	55064		KE	0.005	0.011

**LABEL**

↔ Interchangeable; ≠ not interchangeable; ← new for old; → old for new

REF.No	Part No.	Description	Q'ty	S.No.	I/C	REMARKS	Weight (kgf)	Weight (lb)
180	69758-57620	LABEL	1	55065	↔	KE	0	0
180	68328-57610	LABEL	1	55064		KUK	0.005	0.011
180	69758-57610	LABEL	1	55065	↔	KUK	0	0
190	68658-57030	KIT LABEL	1	55064		KDG	0.33	0.726
190	69788-57030	KIT LABEL	1	55065	↔	KDG	0	0
190	68658-57060	KIT LABEL	1	55064		KE	0.3	0.66
190	69788-57060	KIT LABEL	1	55065	↔	KE	0	0
190	68658-57090	KIT LABEL	1	55064		KUK	0.315	0.693
190	69788-57090	KIT LABEL	1	55065	↔	KUK	0	0
200	68658-57120	MARK	2	55064			0.002	0.0044
200	69788-57120	MARK	2	55065	↔		0	0
210	68651-57130	MARK ARCH LH	1	55064			0.03	0.066
210	69781-57130	MARK ARCH LH	1	55065	↔		0	0
220	68651-57330	MARK ARCH LH	1	55064			0.018	0.0396
220	69781-57330	MARK ARCH LH	1	55065	↔		0	0
230	68651-57140	MARK ARCH RH	1	55064			0.02	0.044
230	69781-57140	MARK ARCH RH	1	55065	↔		0	0
240	68651-57340	MARK ARCH RH	1	55064			0.001	0.0022
240	69781-57340	MARK ARCH RH	1	55065	↔		0	0
250	68658-57150	MARK TANK	1	55064			0.025	0.055
250	69788-57150	MARK TANK	1	55065	↔		0	0
260	68311-57160	MARK TANK	1	55064			0.001	0.0022
260	69741-57160	MARK TANK	1	55065	↔		0	0
270	68311-57180	MARK SWING LH	1	55064			0.04	0.088
270	69741-57180	MARK SWING LH	1	55065	↔		0	0
280	68311-57190	MARK SWING LH	2	55064			0.001	0.0022
280	69741-57190	MARK SWING LH	2	55065	↔		0	0
290	68311-57210	MARK SWING RH	1	55064			0.015	0.033
290	69741-57210	MARK SWING RH	1	55065	↔		0	0
300	68398-57230	MARK	1	55064			0.01	0.022
300	69768-57230	MARK	1	55065	↔		0	0
310	68391-57240	MARK	1	55064			0.005	0.011
310	69761-57240	MARK	1	55065	↔		0	0
320	68191-57260	MARK KUBOTA	1	55064			0.007	0.0154
320	69721-57260	MARK KUBOTA	1	55065	↔		0	0
330	68658-57270	MARK KUBOTA	2	55064			0.018	0.0396
330	69788-57270	MARK KUBOTA	2	55065	↔		0	0
340	68658-57280	MARK PANEL	1	55064			0.005	0.011
340	69788-57280	MARK PANEL	1	55065	↔		0	0
350	68328-57830	LABEL CAUTION	1	55064		KDG	0.005	0.011
350	69758-57830	LABEL CAUTION	1	55065	↔	KDG	0	0
350	68328-57820	LABEL CAUTION	1	55064		KE	0.001	0.0022
350	69758-57820	LABEL CAUTION	1	55065	↔	KE	0	0
350	68328-57810	LABEL CAUTION	1	55064		KUK	0.005	0.011
350	69758-57810	LABEL CAUTION	1	55065	↔	KUK	0	0
360	68386-57140	LABEL (BONNET)	1	55064		KDG	0.002	0.0044
360	69481-57140	LABEL (BONNET)	1	55065	↔	KDG	0	0
370	68328-57570	LABEL	1	55064		KDG	0.003	0.0066
370	69758-57570	LABEL	1	55065	↔	KDG	0	0
370	68328-57580	LABEL	1	55064		KE	0.003	0.0066
370	69758-57580	LABEL	1	55065	↔	KE	0	0
370	68328-57590	LABEL	1	55064		KUK	0.005	0.011
370	69758-57590	LABEL	1	55065	↔	KUK	0	0
380	18682-88830	LABEL ASBESTOS	2				0.005	0.011
390	68708-57910	LABEL EEC	1				0.003	0.0066
410	68328-57950	LABEL	1	55260			0.005	0.011
410	69758-57950	LABEL	1	55261	↔		0	0

**ACCESSORIES**

↔ Interchangeable; ≠ not interchangeable; ← new for old; → old for new

REF.No	Part No.	Description	Q'ty	S.No.	I/C	REMARKS	Weight (kgf)	Weight (lb)
010	68658-81100	KIT TOOLS	1				1.18	2.596
020	32360-19300	SCREW DRIVER	1				0.07	0.154
030	07211-10150	PLIERS	1				0.16	0.352
040	07012-11012	SPANNER	1				0.041	0.0902
050	07012-11417	SPANNER	1				0.084	0.1848
060	68651-81110	SPANNER	1	55315			0.5	1.1
070	07013-01012	WIRENCH(SOCKET)	1				0.144	0.3168
080	07013-00022	WRENCH SOCKET	1				0.225	0.495
090	07014-00008	SPANNER	1				0.052	0.1144
100	07018-81922	SPANNER RING	1				0.312	0.6864
110	68061-81110	SQUEEZER GREASE	1				1.75	3.85
120	15241-86612	WRENCH FILTER	1				0.115	0.253
130	15527-86610	WRENCH FILTER	1				0.15	0.33
140	68311-81120	BAG TOOLS	1				0.05	0.11
150	68318-81332	MANUAL INSTRUCTION	1		←	KDG	0	0
150	68318-81342	MANUAL INSTRUCTION	1		←	KE KUK	0	0
160	68658-81392	LIST PARTS	1	55064	←		0	0
160	68658-81393	LIST PARTS	1	55065	←		0	0
160	68658-81394	LIST PARTS	1	55412	←		0	0
160	68658-81395	LIST PARTS	1	55476	←		0	0
160	68658-81396	LIST PARTS	1	55734	←		0.275	0.605
170	68773-53250	LINK FUSIBLE	1				0.01	0.022