

Hinomoto Tractor Parts Catalogue 2017

C144, C174, E150, E180, E230, E250, E280, E384



HINOMOTO

C144,C174,E150,E180,E230,E250,E280,E2304,E384

Engine Parts

	Code	Description
	6051-0953-011	Piston rings C144 70mm 2Kx2x4
	6051-0953-911	Piston rings C144 70.50 mm 2Kx2x4
	6071-0953-901	Piston rings C174 73.50 mm 2Kx2x4
	6251-0953-900	Piston rings E2304 82.50 2Kx2x4
	3001-3110-000	Piston rings E150 84mm 2.5Kx2x4
	3001-3110-900	Piston rings E150 84.50 2.5Kx2x4
	2201-9110-000	Piston rings E230 92mm 2.5kx2x2x4.5
	2201-9110-900	Piston rings E230 92,5mm 2.5kx2x2x4.5
	6091-0953-001	Piston rings E384 92mm 2.5Kx2x2x4.5
	6091-0953-901	Piston rings E384 92.5 mm 2.5Kx2x2x4.5
	2701-3110-000	Piston rings E250 95mm 2.5x2x2x4.5
	2701-3110-900	Piston rings E250 95.5mm 2.5x2x2x4.5
	2881-3110-000	Piston rings E280 97mm 2.5x2x4.5
	2881-3110-090	Piston rings E280 97.50 mm 2.5x2x4.5
	TI-70-02-015	Piston C144, C142 70mm (CS86) pin 24 compres. 31mm
	6051-3101-911	Piston C142, C144 70.50mm (CS86)
	TI-70-02-016	Piston C174, 73mm (CS100) pin 24 comp. 29
	6071-3101-901	Piston C174,73.50mm oversize (CS100)
	TI-523-201-54	Piston E2304-E2302 82 mm (MS142)
	TI-523-201-54A	Piston E2304-82 mm (pin 23 compr. 32.2mm)
	3001-3101-00	Piston 84mm Finger E150 (pin 25, compr. 30.5)
	3001-3101-90	Piston 84,50 mm Finger E150 (pin 25, compr. 30.5) oversize
	3601-3101-01	Piston 88mm Finger E180 (pin 25, compr. 32.5)
	3601-3101-91	Piston 88,50 mm Finger E180 (pin 25, compr. 32.5) oversize
	2281-3101-00	Piston 92 mm Finger E230 (pin 28, compr. 35.6mm)
	2281-3101-90	Piston 92.5 mm Finger E230 (pin 28, compr. 35.6mm)
	3801-3101-000	Piston 95 mm Finger E250 (pin 28, compr. 35.6mm)
	3801-3101-900	Piston 95,5 mm Finger E250 (pin 28, compr. 35.6mm) oversize
	2881-3101-000	Piston 97 mm Finger E280 (pin 28, compr. 35.5mm)
	2881-3101-900	Piston 97,5 mm Finger E280 (pin 28, compr. 35.5mm) oversize
	6091-3101-001	Piston 92 mm E384 (pin 28, compr. 35.6mm)
	5101-3101-00	Piston 97 mm (pin 28, compr. 35.5mm)
	5101-3101-90	Piston 97,5 mm (pin 28, compr. 35.5mm) oversize
	2201-3107-000	Pin 28x78mm E230-250-384
	3601-3107-000	Pin 25x72mm E180
	3001-3108-000	Safety for pin 25mm E150 (E6)
	2201-3108-000	Safety for pin 28mm E230,250,280 E384

	Code	Description
	TI-70-02-215	Liner 82-146
	TI-CS122-20	Con rod bearing C174,E222 E2304 (CS100 CS122, MS142)STD 50-20 (6051-3201-900)
	TI-CS122-21	Con rod bearing C174,E222 E2304 010 50-20 (6051-3201-910)
	6051-3201-911	Con rod C174,E222 E2304 020 50-20
	3601-3201-900	Con rod bearing 0.25 53x56.5x23
	3601-3201-910	Con rod bearing 0.50 53x56.5x23
	TI-807-101-03	Con rod bearing STD 59-62-28.5
	TI-807-101-01	Con rod bearing 010 59-62-28.5 (2201-3201-900) E230-250, E280, (5001-3201-900) E384
	TI-807-101-02	Con rod bearing 020 59-62-28.5 (2201-3201-910) E230-250, E280 (5001-3201-910) E384
	TI-CS122-25	Main bearing STD C174,E222 E2304 N209,239 (CS100 CS122, MS142) 61X20
	TI-CS122-26	Main bearing 010 C174,E222 E2304 (CS100 CS122, MS142) 61X20
	6051-2155-001	Crankshaft bush front C144-C174 46x49x22mm
	6051-2156-001	Crankshaft bush rear C144-C174 46x49x18mm
	TI-807-100-03	Main bearing E25 STD 66-23 (S125) 71.5x75x28 (2201-2210-00) E150,180,230,250,280)
	TI-807-100-01	Main bearing E25 010 66-23 (S125) 71.5x75x28 (2201-2210-90) E150,180,230,250,280)
	TI-807-100-02	Main bearing E25 020 66-23 (S125) 71.5x75x28 (2201-2210-91) E150,180,230,250,280)
	6051-0952-911	Thrust 0.50 C144, C174
	TI-826-103-01	Thrust STD E-16, E25
	2201-2220-90	Thrust 0.25 E150-180, E230-250-280
	2201-2220-91	Thrust 0.50 E150-180, E230-250-280
	5001-2220-000	Thrust STD
	5001-2220-090	Thrust 0.25
	TI-814-100-01	Con rod bush E150-E180
	3001-3253-00	Con rod bush E150-E180 25x27.50
	2201-3253-01	Con rod bush E230-250-280-E384 28x32.50
		Con rod bush 32x38
	6251-3251-00	Con rod C144, C174, E2304
	2701-3251-00	Con rod 28x61x123.50 E230-250-280-384
	3001-3250-00	Con rod 25x56x128 E150-180

	TI-824-101-01	Valve in-ex pair E16-18-23-25 8X36X126 8X40X126
	2201-1101-010	Valve in 8x40x125 E230-250-280-384
	2881-1102-000	Valve ex 8x36x125 E230-250-280-384
	3001-1101-000	Valve in 8x33.5x101 (E150-E180?)-
	6291-1101-001	Valve in 8x29x97 C144 (E3)
	6291-1102-001	Valve ex 8x25x97 C144 (E3)
		Valve ex 8x28x97 E1804
		Valve in 9x37x105
		Valve stem seal 8x14x9
	6051-1108-001	Valve stem seal 8x13x9 C144, C174 (E3) (Same V3300-29 12v)
	2201-1152-000	Valve guide 8x14x58 E250 (E3)
	3001-1152-000	Valve guide in valve 8x14x53 E150, E180 (E4)
	1732-1135-60	Valve guide 7x13x42
	TI-715-117-01	Valve guide 8X14X58
	5001-1152-000	Valve guide 8x14x58 E384 (E3)
	2201-1104-010	Valve spring inner .E230-250-280
	2201-1103-000	Valve spring outer .E230-250-280
	2201-1106-00	Valve cap E150-180-230-250-280 E384
	1601-1105-010	Lock valve spring C144, C171 (E3)
	3001-1160-020	Camshaft assy E150
	2201-1160-010	Camshaft assy E180-230-250-280
	2201-1165-900	Bracket sub assy Front 19mm hole x 10.5mm
	2201-4152-010	Gear camshaft 42T (obliquel teeth) (117mm ext diameter) hole 15mm E150, E180 E230-250-280
	6051-4104-001	Valve rod 8x190 C144-C174
	3001-4104-000	Valve rod 8x215 E150, E180

	2201-4104-000	Valve rod 8x254 E230-250-280 E384
	2201-4101-00	Lifter valve D30xH65 C144-174 E150-180-230-250-280 E384
	2201-4131-00?	Gear Idle E150, E180, E250? 48T oblique (136mm) x 37mm inside
	5001-2314-000	Gear idle shaft Diameter 67mmx51xmm x H=42mm E384 (E9)
	6051-1157-001	Insert heating chamber C144 (E3)
	6071-1157-001	Insert heating chamber C174 (E3)
	2201-0051-00	
	2201-2165-000	Plug engine 10x14x8 C174 (E4)
	2201-2166-000	Plug 40mm C144, C174 (E4)
	2201-2164-000	Plug 58mm E180 (E3)

	TI-70-369-70	Head gasket C144 (70mm piston) (6051-1111-001)
	TI-70-368-73	Head gasket C172 (73mm piston) (6071-111-001)
	3001-1111-00	Head gasket E150 (84 piston)
	3001-9110-000	Set gaskets upper E150 (84mm piston)
	TI-70-01-301	Head gasket E152, E154 E16D, E180 (86 piston)
	3601-1111-00	Head gasket E180 (88 piston))
	3601-9110-00	Set gaskets upper E180 (88mm piston)
	TI-715-103-02	Set gaskets upper E16, E18
	TI-715-104-02	Set gaskets lower E16, E18
	2281-9110-00	Set gasket upper E230 (92mm piston)
	2801-1111-01	Head gasket E280 (97 piston))

	2891-9110-00	Ser gaskets upper E280 (97mm piston)
	2281-9310-000	Set gaskets lower E230-E280
	3801-9310-000	Set gaskets lower E250
	6091-0954-001	Set gaskets upper E384 (92mm piston)
	5001-9310-000	Set gaskets lower E384
	TI-CS122-4	Set gaskets full E222 w/o head gasket w/o crankshaft seals, w/o valve seals
	TI-MS142-4	Set gaskets full E2304 w/o head gasket w/o crankshaft seals, w/o valve seals
	TI-721-106-01	Valve stem seal E150,180, E250, E280 E234
	6051-1108-001	Valve stem seal 8x14x13 C144, C174 (E3)
	TI-721-105-02	Valve cover seal
	2201-1191-00	Valve cover seal C144-174 E150-180-230-250-280
	5001-1191-000	Valve cover seal E384
	5001-1315-000	Gasket intake manifold E384 (E1)
	5001-1316-000	Gasket intake manifold E384 (E1)
	2201-1602-0000	Gasket exhaust E384 (E1)
	2201-1605-000	Gasket diffuser E384 (E1)
	5003-3626-000	Gasket
	1601-1201-000	Gasket fuel injector 7x15x2.5 C174 (E1)











Engine Lubricating parts

	2401-7150-01	Engine oil pump E150-180-230-250-280
	5001-7150-000	Engine oil pump E384
		Engine oil pump L=345mm
	6051-7105-001	Gasket oil pump C144 C174 (E2)
	3001-7130-000	Engine Oil drainer filter E150-E180 (center to center 38mm)
	2201-7130-01	Engine Oil drainer filter E230-280
	3501-7130-00	Engine Oil drainer filter E250 (Length 185mm center to center 38mm)


	5001-7130-000	Engine Oil drainer filter E384 (Diameter 140mm center to center 45mm)
	2201-7516-000	Oring cap bolt oil filter base 23x2mm
	2201-2131-000	Oil pan plug 17mm with magnet
	2401-7511-000	Oil filter base E230-280 (2201-7511-000)
	2701-2550-01	Oil filter base E250
	2201-2121-000	Oil lever indicator 30cm E150-180
	5001-2531-010	Oil lever indicator 24cm E384
		Oil lever indicator 23cm oblique
	6273-3685-011	Gauge oil
	3001-7530-000	Oil pump tube E150
	3601-7530-000	Oil pump tube E180
	2201-7530-000	Oil pump tube E230-250
	2801-7530-000	Oil pump tube E280
	2201-1195-010	Oil cap E230-E280 (E6) 35x54 sealing dimensions
	5001-1192-000	oil cap E384 (E3)

Injection parts

	3030-0040	Camshaft diesel pump + bearings 2 Cylinder E180 (8112-6026-000 shaft + 8115-6003-00 cam shaft assy)
	8112-6026-000	Camshaft diesel pump E180
	8115-6003-00	Bearing diesel pump E180
	8115-6006-00	Set (2 pieces) valves E150, E180, E230- 280. E250
	8115-6004-00	Control valve assy E150, E180
	8115-6032-000	Oil seal fuel pump 6mm hole x14mmx4mm E180 (E15)
	8115-6025-000	Oil seal fuel pump 8mm hole x14x4mm E230-280 (E24)
	8112-6032-000	Oil seal camshaft fuel pump 16.5x28x6 E180 (E15)
	8115-6022-000	Oring seal side cap fuel pump E230-E280 (E24)
	8114-4003-000	Oring seal bottom cap fuel pump E230- E280 (E24)
	8116-9002-000	Valve + spring E384 (E23)
	3001-2502-000	Diesel pump tube front E150
	3001-2503-000	Diesel pump tube rear E150
	5601-2502-000	Diesel pump tube front E180
	5601-2503-00	Diesel pump tube rear E180
	2601-2502-00	Diesel pump tube front E230,250

	2601-2503-00	Diesel pump tube rear E230,250
	2801-2502-00	Diesel pump tube front E280
	2801-2503-00	Diesel pump tube rear E280
	8115-6004-000	Control assy E180 (E15)
	2281-5101-00	E230 diesel pump 2 cylinder
	2881-5101-00	E280 diesel pump 2 cylinder
	4411-5101-00	? 2 cylinder
	5601-5101-02	E180 diesel pump 2 cylinder
	8115-6003-000	Camshaft diesel pump + bearings diesel pump 3 cylinder
	6091-5103-001	Diesel pump tube 1 st E384
	6091-5102-001	Diesel pump tube 2 nd E384
	6091-5104-001	Diesel pump tube 3 rd E384
	6091-5101-001	E384 diesel pump 3 cylinder
	8117-5004-000	Sleeve assy control E384 E23
	2201-4181-00	Gear injection pump 41T (oblique) x15.5mm E150, E180, E230-250-280

	1403-6407-000	Gasket strainer fuel tank E384 (B29) 50x59x42
	5803-4652-000	Shut off valve
	8118-5005-000	Gasket 12x9x0.5 nozzle diesel pump C174 E16
	8112-5051-000	Shim injector nozzle 11.5x3.5x0.9 mm thickness C174 (E17)
	8112-5052-000	Shim injector nozzle 11.5x3.5x1mm thickness C174 (E17)
	8112-5055-000	Shim injector nozzle 11.5x3.5x1.3 mm thickness C174 (E17)
	8112-5057-000	Shim injector nozzle 11.5x3.5x1.1 mm thickness C174 (E17)
	8112-5054-000	Shim injector nozzle 11.5x3.5x1.2 mm thickness C174 (E17)
	8112-5056-000	Shim injector nozzle 11.5x3.5x1.4 mm thickness C174 (E17)
	8144-4018-000	Oring fuel pump E150 (E15) 14x2
	1503-3485-000	Oring 12x2 sensor
	8118-5003-000	Oring 70x3 fuel filter
	8232-8072-000	Strainer fuel filter E230-280 (B26) 19x1.5mm
	8232-8073-000	Gasket fuel filter E230-280 (B26)
	8232-8075-000	Bail assy fuel filter E230-280 (B26)
	8118-9003-000	Oring fuel filter center bolt 5x2mm E384 (E22)
	8118-9005-000	Ring seal fuel filter head E384 (E22) 86mm x4mm
	8118-9006-000	Oring 14x2.5 fuel filter E384 (E22)

	8118-9007-000	Ring seal base fuel filter E384 (E22) 76x3.5
--	---------------	---

Air Filters

		Filter 140x285 external element
		Filter 70x255 internal element
	AZA353T	Filter 60x230 internal element
		Filter 105x200

Electric parts

	8115-3018-00	Switch assy magnet E230-250-280
		Switch assy magnet (hook shaped)
		Switch assy magnet (hammer shaped)
	8114-3004-00	Gear starter 9T E150
	8116-4008-01	Gear starter 9T E180
	8116-4009-010	Bearing starter shaft E180
	8116-4010-020	Gear shaft starter E180

	8115-3015-00	Gear starter 9T E230-250-280
	8115-3062-00	Gear starter 9T E384
	8818-3001-00	Armature assy C144, C174
	8114-3001-00	Armature assy E150
	8115-3001-00	Armature assy E230, E280
	8115-4001-00	Armature assy E250, E384
	8115-4009-00	E280
	8114-3001-000	
	8115-3001-00	E230, E250
	8116-6009-000	Diode assy
		Unknown
	8113-6010-000	Brush holder C144, C174 (E19)
		Smaller than C144, C174
	8116-4023-000	Brush E180 (E14)
	5003-5165-000	Fusible link C174 (B32-1)
	8113-6011-000	Brush C144, C174 (E19)
	8115-3059-000	Brush E384 (E21)

	8116-4024-000	Brush (-) E180 (E14)
	8116-6007-000	Brush
	8116-6006-000	Brush assy
	8116-6008-000	Regulator assy E384 (E17)
	8115-3060-000	Spring brush width 5mm E384 (E21)
	8118-3007-000	Lever set shift C174 (E19)
	8115-3067-000	Lever shift E384 (E18)

	3601-8101-00 3001-8101-00	Dynamo E150, E180 Dynamo
	8117-4002-00	Stator dynamo E382-384
	8117-4001-000	Rotor dynamo E382 E384
	8116-6005-00	Diode assy E382-4
	8116-6005-00A	Diode

	2203-5118-000	Glow lamp E150, E180, E230, E250, E280
	2003-7114-00	Flasher unit E250 (P7)
	2283-5114-000	Flasher unit E384 (B37)
	6103-5116-001	Switch 38mm
	8130-1027-000	Lamp
	5101-8121-000	Switch assy vacuum E384 (B34)
	5002-2116-000	Switch assy safety
	6101-8301-001	Thermosensor 10mm
	5003-5174-000	Switch safety E384 (B37)
	6103-5143-001	Meter unit thermotat thread 10x1.00mm
	3002-1130-010	Lamp indicator

RPM parts

	6293-5154-002	RPM counter Male thread 12x1.5 Diameter 60mm mechanical
		RPM counter Electric 12VDC Diameter 51cm
	6093-5151-001	RPM counter Mechanical female thread 20x1.5 and Electric 3 cables Diameter 80mm
	6053-5152-021	RPM C144
	2401-2161-000	Connector hour meter cable Thread male 16x1.5 length 36mm int 11mm ext 18mm E180, E230,250,280

Cooling parts

	5001-6150-000	Water pump E384
	5001-6113-000	Spacer radiator fan E384
	2201-5113-000	Spacer radiator fan E230-250-280 Diameter 58mm height 42mm ceneter to center hole opposite 46mm Rim 16mm

Brake parts







	6072-7110-001	Brake shoe 124x30 pair
		Brake 113x30
	5002-7105-010	Brake disc E384 200 mm 24 teeth (65mm)
	2402-4202-00 2402-4302-00	Cam brake left E180 Cam brake right E180
	2202-4202-00 2202-4302-00	Cam brake left E230, E280 Cam brake right E230, E280
	3202-4202-000	Cam brake left
	3502-7210-00 3502-7110-00	Cam Brake left E250 Cam Brake right E250
	3602-7210-000 3602-7110-000	Cam Brake left 95x80mm Cam Brake right 95x80mm
	2402-4205-000	Oring Cam brake E150 (T19) 28x2
	2202-4205-000	Oring Cam brake E230 (T23) 21x2
	5002-7125-000	Oring Cam brake E384 (T44)
	5002-4109-000	Washer conical 71x41.5x0.8

	2402-4204-000	Spring return E180 (F22)
	2202-4204-000	Spring return E250 (T24) E230 (T23)
		Spring return L=155mm x2.5mm
	5002-7121-000	Brake Bracket E384
	5002-7123-000	Lever break E384 (t44)
	5002-7202-000	Plate RH cam E384 (T44) 150x203mm
	5002-7101-000	Guide RH ball E384 (T44) 145x212mm
	6032-6103-001	Plate 154x216x3 conical
	2403-1230-000	Shaft brake 20x210
	2593-1270-000	Shaft 20x220
	2203-1270-000	Shaft 25x260
	2203-2340-000	Shaft 25x310 E250 (B9)
	2893-1320-000	Shaft 28x330
		Shaft 25x325
	3603-2340-00	Shaft brake 25x315 E180D (B15)
	3003-2360-010	Rod RH brake E150 (B15)

Hydraulic Parts

	Code	Description
	2203-3111-000	Pump Hydraulic E230,E250, E280 Left turn (counterclockwise)
	2203-3112-000	Gear Pump E150 (B16) E180 (B16) E230-280 E250 (B10)
	2203-3113-00	Gear pump drive 18T (53mm) (oblique teeth) x 15T (28mm) inside E150 (B16) E180 (B16) E230-280 E250 (B10)
	5003-3245-000	Hydraulic piston D90xH61 E384
	2803-3245-000	Hydraulic piston D75xH51 E280
	6053-3264-001	O-ring 55x6 Hydraulic piston C174 (B21)
	5003-3257-000	O-ring 80x5.5 hydraulic piston E384 (B24)
	6053-3265-001	Back up ring 65 ext x 5mm C144, C174 (B21)
	2803-3432-000	Back up ring 75x5
	5002-3204-000	Back up ring 91x5mm
	5003-3259-000	Back up ring 85x2.5
	5003-3259-000	Back up ring hydraulic housing cover E384 (B23) 90x3
	8131-3003-000	Strip back up
	2203-3285-000	Valve assy relief E150, E180,E230, E250, E280

















	5003-3285-000	Valve assy relief E384 (B25)
	2203-3271-030	Valve assy control C144, C174, E150, E180, E250
	2893-3310-000	Shaft control lever E250, E384
		Shaft control lever
	2203-3272-02	Shaft lever E150, E180, E230, E250, E280
	5703-3272-010	Shaft control E384 (B25)
	2201-1161-900	Oil tube
	6053-3252-001	Screw adjustment Hydraulic housing cover C174 (B20)
	2203-3253-000	Valve flow control C174 (B20)
	5003-3235-000	Valve assy safety
	6163-3642-001	valve relief

	3003-2451-00	Rod clutch
	2203-2430-00	Clevis clutch control E180 (B15), E150 (B13)
	3603-2351-000	Rod clutch E180 B15 10mm x 103mm
	2203-2351-000	Rod clutch 10x1.5 length 165mm
	2403-2351-000	Rod clutch 10x1.5x160 LH brake E180 (B15)
	1603-3363-000	Turnbuckle E180 (B15)
	5703-3290-000	Lever shift
	?	Lever shift

	2893-3341-000	Turnbuckle B C144-C174 B22-2
		Turnbuckle thread 8x1.5 hole 12mm
	3003-2392-000	Pin 16mm ext x 10mm int x hole 8mm
	2893-3278-010	Pin 18mm ext x66 mm length E384 (B25)
	5503-3231-010	Link hydraulic valve E384
	8118-3007-000	Lever set shift
		T piece 22T (12mm)
	2203-3254-000	
	2403-3347-00	
	2203-3345-01	
	2803-3333-00	
	2803-3332-00	
	3203-3345-00	
	5503-3246-020	

	2803-3246-020
	5063-3244-001
	5003-2347-000
	
	
	
	5003-3249-000
	5503-3248-000
	5703-3249-000
	5703-3248-000
	2203-3262-00
	2893-3234-000
	8232-8058-000
	2203-3419-000
	8232-8045-000
	2203-3261-000
	2203-3269-000
	1503-2117-000

	5003-3622-000
	5003-3897-000
	5003-3896-000
	3003-3333-000
	2203-3333-000
	3003-3332-000
	3003-3331-000
	8130-6043-000
	8130-6044-000
	8130-6045-000
	8130-6041-000
	8130-6042-000
	6053-3263-001
	5003-3263-000
	5003-3621-000









	2203-3263-000
	3503-1153-000
	8130-6048-000
	8232-8068-000
	5003-3895-000
	2203-3414-000
	8130-6017-000
	8232-8048-000
	8232-8051-000
	5503-3258-000
	5003-3619-000
	2803-3320-000
	2803-3310-00
	2203-3343-01
	3003-3320-00
	2403-3320-00

Clutch parts






	6192-6120-001	Disc 185mm 10T (20mm) C144, C174 E150
	6092-6120005	Disc 215mm 13T (25mm)
	6032-6130-001	Disc PTO 225mm 22T (40mm) E384
		Disc 240mm 13T (25mm)
	6032-6120-001	Clutch cover E382-E384
	2202-3303-00	Guide release bearing 32.5mm hole to hole 71mm cc E180 (T3) E250 (T3)
	3002-3301-000	Sleeve release bearing C144, C174 (T3) 40mm seat of bearing
		Clutch Bearing pusher 70mm bearing seat
		Hub clutch bearing pusher hole 58mm

	6032-6231-001	Bearing pusher E384 54mm bearing seat 120mm
	2202-3306-000	Spring return pusher clutch C174 (T3)
	5102-6214-000	Spring RH return clutch hub E384 (T5)
	5102-6215-000	Spring LH return clutch hub E384 (T5)
	6072-6203-001	Gasket 34x25x2
	2202-3309-000	Pin tapered for hub clutch release C174 (T3) E150, E180 (T3)
	3002-3410-000	Input shaft female 15T (28mm) x male 10T (20mm) length 302mm E150
		Input shaft female 15T (28mm) x male 13T (25mm) length 335mm
	6032-5303-001	Oil seal shaft drive PTO E384 (T6) 21x35x8
	2402-3305-000	Bearing release E180 (T3) 25x34xH16mm
	2202-3307-000	Plug 20mm case input shaft E180 (T3)

4x4 Parts

	TI-70-C174	Bearing 67 mm ext x 19T (23mm internal) C174,E1804,E2004,E2304, Shibaura 2843 75AC birfield DK4
	TI-70-E2604	Bearing 79 mm ext x 23T (27mm internal) E2604, E3204,
	6163-1737-001	Bearing 90mm ext 28 teeth (30mm) length 90mm
	H-6193-1803-001	C174 E2304 145x169mm (ex TI-70-C174-05)
	H-3503-1803-00	E15,E23, E25 149x169mm (ex TI-70-E15-05)
	H-4823-1791-000	E2604 169x190mm (ex TI-70-E2804-04)
	H-4523-1791-000	169x186x10 C144,174 E204 AE8190E (ex TI-70-C144)
	4523-1791-000	Seal 4x4 186x169x10 C144,174 E2304 AE8190E
	6193-1759-001	Sleeve ring 169-186 C144, C174, E2304
		Sleeve ring 189-208
	3503-1825-00	Oring 190x2 E180 B8
	3203-1731-000	Oring 155x2 C174 (B7) E180 (B8), E250 (B4)
	4823-1738-000	Oring case pinion front differential 90x3 E384 (B7)
	4823-1729-000	Oring front axle differential E384 (B6) ~175x2
	4823-1815-010	Oring Front axle E384 (B4) ~200x2.00mm
	TI-70-E224L	Hub 4x4 E224 left
	TI-70-E224R	Hub 4x4 E224 right


















	3603-1750-00 3603-1760-00	Left long E180 14T female x20 T male Right short E180 14T female x20 T male
	3503-1760-01	Left long E250 22T female (30mm) x 19T (26mm) male length 395mm
	4523-1750-000	Right short 18T female (25mm) x male 21T (22mm)
	5003-1751-000	Shaft long left E384 22T(30mm) x19T Length 350mm
	3603-1737-00	Universal joint (E180) 14T(20mm) x14T (20mm) L=285mm
	3002-1737-00	Universal joint 13T(25mm) x13T (25mm) L=265mm
		Universal joint 18T x18T L=275mm
	3503-1737-01	Universal joint E384 22T(30mm) x22T(30mm) L=345mm
	4823-1737-000	Universal joint 26T x14T L=385mm
	4623-1796-00	Gear 12T (44mm) x 14T (20mm) inside E180
	3503-1796-00	Gear 13T (48mm) x13T (20mm) E250 (B4)
	4823-1796-000	Gear 14T (61mm) x 22T (30mm) L=34mm front axle E384
	4623-1797-00	Gear 30T (98mm) x23T (30mm) E180 (B9)
	3203-1729-000	Nut pinion 26x2 front wheel carrier C174 (B8)
	6193-1758-001	Seal dust front axle 20x34x5 C174 (B7)

	1903-3161-000	Thrust bearing 25x40x9.3
	6443-1758-001	Seal 35x43x6mm
	1802-1205-000	Washer seal front drive 12.5x19x3.5 C174 (B7)
	6193-1757-001	Oil seal bolt lift front drive 18x30x7 C174 (B7)
	3203-1762-020	Seal oil 35x48x8 bolt suspension front axle E180 (B8)
	3203-1819-000	Oil seal 30x52x8
	4823-1727-000	Oil seal front axle drive shaft 46x62x9 E384 (B7)
	4823-1156-000	Oring front axle drive shaft 61x3 E384 (B7)
	4523-1891-000	Collar 4x4 22.5x28x8mm
	3603-1780-000 3603-1770-000	Left arm E180 (175mm) Right arm E180 (175mm)
	3203-1770-03	Arm left E150 (145mm)
	3503-1770-00	Arm right E250 (190mm)

	3503-1741-00	Support left right C174, E150, E180, E250 (80M04)
	5003-1754-000 5003-1753-000	Support left E384 Support right E384 (9305)
	2203-1335-000	Pitman E180 (B4) , E230, E280
	3003-1335-000	Pitman E150 (8F12)
	2203-1281-000	Arm steering E180 (B7)
	4903-1750-000	Support front wheel left E280
	3203-18500-01	4x4 shaft length 89cm male 19T (20mm) x female 14T (20mm) E150
	3503-1850-00	4x4 shaft length 104.5cm male 13T (25mm) x female 14T (20mm) E250
	3603-1850-000	4x4 shaft length 95cm male 19T (20mm) x female 14T (20mm) E180
	5003-1850-000	4x4 shaft length 130cm male 13T (25mm) x female 13T (25mm) E384
	3203-1870-00	4x4 shaft cover L=96.5 cm female 34mm x female 65mm E150
	3603-1860-00	4x4 shaft cover L=100 cm 3 holes 72mm cc x male 39.5m m E180
	6273-1890-080	4x4 shaft cover L=65cm 4 holes 85mm cc opposite holes x 3 holes 72mm cc C174?
	3503-1860-00	4x4 shaft cover L=109.5 cm 3 holes 72mm cc x male 49mm E250
	5003-1860-00	4x4 shaft cover L=136 cm 3 holes 72mm cc x male 49mm E384
		4x4 shaft cover L=71cm 4 holes 85mm cc opposite holes x male 49mm

Steering parts

	3503-1333-000	Gear steering E180D E250
	3203-1332-000	Pinion steering E250, C144, C174
	3203-1332-001	Pinion steering 17mm x86mm C174 (B3)
	3003-1332-000	Pinion steering E180 (B4)
	3003-1333-00	Gear steering E150
	3003-1334-02	Shaft steering E150
	2203-1331-00	Steering shaft E180 length 475mm 37T(16.5mm) (16mm opposite side)
	2283-1331-00	Steering shaft E230-280 length 470mm 37T (16.5mm) (18mm opposite side)
	3503-1331-00	Steering shaft E250 lngth 477mm 37T (16.5mm) 16mm opposite side
	2203-1301-00	Universal joint E230, E280
	3003-1322-000	Pin for universal joint E150 E180 C174 (B3) E250 (B5) 17mmx 5mm x length 27mm
	2203-1321-000	Elastic cover universal joint E180 (B4)
	1423-1457-000	Ring securing 26 (int) x1.8
	3003-1323-000	Ring securing 26 (int) x1.5
	3203-1344-000	Seal oil 15x30x7 steering shaft C174 B3
	3803-1394-000	Gasket steering wheel cap
	3803-1393-000	Steering wheel cap
	3103-1271-000	Arm steering E150 (B5) 25mm hole x 12.5mm hole

		Steering bar 73 cm cone 13mm x cone 13mm
	3503-1360-000	Steering bar 85cm cone 13mm x cone 13mm E250 left
		Steering bar 85cm cone 13mm x cone 13mm
		Steering bar 85cm cone 13mm x cone 13mm
		Steering bar 86cm cone 13mm x cone 13mm
		Steering bar 92cm cone 13mm x cone 13mm
		Steering bar 92cm cone 13mm x cone 13mm
		Steering bar 93cm cone 13mm x cone 13mm
		Steering bar 93cm cone 13mm x cone 13mm
		Steering bar 93cm cone 13mm x cone 13mm
		Steering bar 40cm cone 16.5 x female thread 20x1.5
	2293-1470-000	Steering bar 81cm cone 13mm x female 17mm E230 Left
	2293-1450-000	Steering bar 82.5cm cone 13mm x female 17mm E230 right
	2593-1360-000	Steering bar 85cm cone 13mm x cone 13mm E180 Left Hand
	3603-1360-000	Steering bar 82cm cone 13mm x female 17mm E180 left hand
	3603-1302-000	Steering bar 84cm cone 13mm x female 17mm E180 right hand
	3603-1380-000	Steering bar 82cm cone 13mm x female 17mm E180 right hand
	3603-1300-000	Steering bar 82cm cone 13mm x female 17mm

Crown Wheels

	Code	Description
	3203-1721-000	Pignion Crown 6T x 31T (140 ext x 90 int) C174, E150, E250
	3203-1704-000	Crown 31T (150mm ext x 92mm int) C174 (B9) E180 (B10) E250 (B2)
	3202-2502-000	Crown 32T (160mm ext x 105mm int)
		Crown 32T (163mm ext x 105mm int) 6 holes
		Crown 35T (170mm ext x 105mm int)
	3002-0811-01	Crown pignion 42T x 9T (crown ext 175mm x int 105mm) (pignion L=190mm) E150D?
	2802-2502-00	Crown 39T (190mm ext x 127mm int)
	3202-2401-010	Pinion shaft 7T L=205mm (E150?, F11)
		Crown Pignion 35Tx 7T (crown 190mm ext x 126 mm int) E180?
	1730	Pinion 9T L=240mm
		Pinion 8 teeth x18 teeth thread 35mm Length 195mm
	9522	Pinion (9522) 9 teeth x13T length 175mm









		Crown 31 T (ext 210x int 145mm)
		Crown 35T 217mm ext x 120mm int 10 holes
	3002-0252-00?	Housing axle pinion 8 holes 31teeth Diameter 175mm probably E150 rear
	2402-2507-000	Differential side gear front E384 (B6) ext 14T x 19T int
	2302-2507-000	Differential side gear rear E230-280 ext 16T x 24T int (32mm)
	2302-2505-000	Differential side gear rear E230-E280 (T14)
	3203-1714-000	Pinion front differential 10T (41mm) hole 12.5mm C174, E150, E180 (B10) E230,250,280
	3203-1713-000	Shaft front pinion 13x88mm C174 (B8)
	3203-1716-000	Differential side gear front C174, E150, E180 E230,250,280 ext 14T x 21T int
	3602-4107-000	Differential side gear rear E180 (T13) ext 16T x 19T int
	3002-2507-000	Differential side gear rear ext 16T x 24T int (26mm)

	3002-2505-000	Planetary gear rear E180 (F13), E150 (F15)
	2402-2505-000	Gear planetary 10T front E384
	3203-1717-000	Thrust washer front crown pignion 46x33x1.5 C144, C174 (B9) E150 (B8), E180
	2402-2504-000	Pin for planetary gear front 19mm x123mm E384
	2202-2504-000	Pin for planetary gear rear 19mm x130mm E230-E250-E280
	5002-4106-000	Pin for planetary gear rear 19x127mm E384 (T26)
	3502-2502-000	Pin for planetary gear 14x121mm
	5002-4201-000	Shaft differential lock E384 (T28) 18x238mm
	3203-1715-000	Washer pinion C174 (B9) 13.5x31x2mm
	2402-2506-000	Washer planetary rear pignion crown 14.5x37x1mm
	3002-2506-000	Washer planetary rear pignion crown E180 (T13) 16x35mm
	3002-2508-000	Washer planetary rear pignion crown E180 (T13) 35x60mm
	2202-2506-000	Washer pinion rear differential E230-E280 (T14) 19x38mm
	2202-2508-000	Washer thrust rear differential E230, E280 (T14) 42x71x0.80
	5002-4107-000	Washer thrust 19x41 E384 (T26)

	2402-2508-000	Washer thrust front differential E384 (B6) 65x51x0.80
	3503-1154-000	Oring front differential E250 (B3) 105x5.5
	2202-1504-000	Oring differentia lock control E180 (T14) 38x2mm
	3203-1154-000?	Bush 75int x80 ext x40mm width E250 (B3)?
	5702-4241-000	Switch assy differential lock E384 (T28)
	30203-1728-000	Seal 20x35x8mm pinion shaft front C174 (B10)

Gearbox parts

	3002-2101-00	Input shaft 15T(28mm)x17T(58mm)x15T(45mm) x13T(32mm) E150 (T9,F9) E180 (F9)
	2842-2101-00	Input shaft E230-250-280 15T(28mm) x23T(71mm) x17T(60mm)x17T(50mm) x13T (40mm) length 295mm
	6092-3101-001	Input shaft E384 19T(20mm) x 25T (45mm) x 19T (65mm) x 17T (50mm) x 15T (43mm) L=415mm
	3602-3201-000	Counter shaft 25T(45mm) x 18T (40mm) x 14T 934mm) L= 320mm
	2842-2201-00?	Shaft counter 23T(50mm) x25T(45mm) x13T (40mm) L=400mm)
	6092-3201-001	Shaft counter E384 L=420mm 34T(45mm) x14T (42mm)
	3582-4502-000	Gear front 43T(112mm) x18T (40mm)

	3582-4503-000	Gear 44T (112mm) x18T (40mm)
	2882-3403-000	Coupling 24T conical outside max 100mm E384 (T20)
	3602-4502-000	Gear 32T (86mm) x16T (30mm)
	3582-5221-000	Gear 27T (72mm) x inside 36mm
		Gear 33T (106mm) x 23T (30mm)
		Gear oblique teeth 31T(120mm) x34T (45mm)
		Gear 42T (109mm) x 18T (25mm)
		Bush 44.5x50x30
		Bush 40x50x20
		Gear 21T oblique (61mm) x 10T inside (17mm)

		Gear 35T (81mm) x 25mm inside
	6072-0952-001	Set Gaskets gearbox C144,C174
	2402-09100-000	Gasket set gearbox E150, E180
	2202-0910-001	Set gasket gearbox E230, E250 E280
	3202-0910-000	Set gasket gearbox
	6042-0910-001	Set gasket gearbox E382
	6092-0952-001	Set gasket gearbox E384
	3002-1220-010	Lever shift E150 (F6)
	2592-2121-00	Selector E180 (F6)
	6092-2115-001	Connector gearbox E384 (T13)
	6032-2403-001	Connector

	6072-2151-001	Dust cover 60mm inside holding C174 (T6)
	6072-2132-001	Fusible link diameter 32mm x 27mm C174 (T6)
	5102-2216-000	Pin 6x40 mm C174 (T6)
	5102-2256-000	Cover lever C174 (T6) 43mm center to center
	5102-2223-100	Plate seal lever 20x62x2 C174 (T6)
	2202-4108-000	Washer seal main shift 12x20x2 C174 (T6)
	2202-1113-010	Plug 14mm E180 (F6)

	2592-2102-00	Rod 1 st 2 nd
	2202-1202-000	Rod shift 1 st 2 nd E230-280 (T7) 13x235
	2202-1204-00	Rod 3 rd 4 th E230-E250, E280 (T7) 14x230mm
	2282-2107-00	Rod reverse E230-280 (T7) 14x235mm
	2402-1302-000	Rod shifter E180 (F7) 14x123mm
	2842-1302-00	Rod E230, E280 (T8) 14x177mm
	2402-1104-000	Rod 14x190
	4312-2402-000	Rod shifter PTO E150 E180 (T8) 14x182
	6092-2116-001	Rod E384 (T13) 14x220
	6072-2102-001	Rod C144, C144 (T6) 14x190
	6032-2402-001	Rod PTO shift 384 (T17) 14x305
	2202-1202-00	Rod 1 st 2 nd 14x220mm E230-E280 (T7)
	6072-2402-001	Rod shift PTO C144, C174 (T8) 14x227mm
	2202-1404-000	Oring 10x2 rod shift PTO E230, E280 (T9)
	2202-1201-000	Fork 1 st and 2 nd E230, E250, E280 (T7)

	2202-1203-000	Fork 3 rd and 4 th E230, E250, E280 (T7)
	2202-1205-000	Fork reverse E230, E250, E280 (T8)
	2202-1301-000	Fork shifter E230, E250, E280 (T8)
	2402-1203-000	Fork 3 rd reverse E150, E180 (T6, F6)
	2402-1401-010	Fork shifter PTO E150, E180 (T8)
	2802-1401-000	Fork shifter PTO E230, E250, E280 (T9)
	2402-1301-00	Fork shifter E150, E180 (T7)
	6092-2111-001	Fork 1 st reverse E384 (T15)
	6092-2113-001	Fork shift 2 nd and 3 rd E384 (T15)
	6032-2401-001	Fork shift E384 (T17)

	6212-2401-001	Fork
		Fork diameter 83mm
		Fork 80mm
	6052-2112-00	Fork diameter C144,C174 (T6)
		Fork diameter 90mm
		Fork PT3 diameter 130mm
		Fork 6448 diameter 82mm
		Fork 2403 diameter 73mm
	6102-2402	Fork diameter 83mm
	6102-2102	fork
	6102-2104	Fork

		Fork 50mm
		Fork 30mm
		Fork 63mm
	2402-2416-910	Shim 0.1mm E150, E180 (T11)
	2402-2416-920	Shim 0.2mm E150, E180 (T11)
	2402-2416-930	Shim 0.3mm E150, E180 (T11)
	2402-2415-910	Shim 0.1mm E150, E180 (T11)
	2402-2415-920	Shim 0.2mm E150, E180 (T11)
	2402-2415-930	Shim 0.3mm E150, E180 (T11)
	6072-2610-001	Lever shift C144 (T9)
	2602-1520-01 (2402-1520-01?)	Lever shift E150 (T14) 20mm x hole 10mm
	3502-2510-000	Lever shift Length 71.5mm 18mm pin
	2202-1310-010	Lever shift sub shift control, E230-280 (T8) shaft 18mm x40mm total length 105mm
	2202-1520-010	Lever control E230, E280 (T21) Shaft 20mm -hole 13mm
	2812-1410-00	Lever shift E150, E180, E230,250,280 (T8)
	2202-2410-00	Lever shift E384 (T18)

	2282-2410-000	Lever shift
	5002-7122-000	Lever shift E384 (T44)
		Lever shift shaft 20x65 , pin 11mm
		Lever shift
	5002-4220-000	Lever control differential lock E384 (T28) 20mm rod
	6032-4210-001	Lever shift hole 18mm Hole 10mm E384 (T28)
	2202-1510-020	Lever shift E230-E280 (T21)
		Lever shift hole 18mm Hole 10mm
	6032-0622-001	Shifter assy E384 (T5)

	3502-4210-00	Lever shift E250 (T15) hole 18mm Hole 10mm
	5002-2620-000	Lever shift 20int x 30ext
	5503-3278-010	Spring return 2.5mm
		Spring return L=155mm x2.5mm
		Gear 56T 235mm inside x 285 mm outside
		Gear 24T ext (65mm) x 19T int (35mm)
		Gear 27T (86mm) x18T (40mm) (thickness 30mm)
	4622-4504-000	Hub clutch 22T (60mm) x 16T (30mm) E180 (F16)
		Sleeve 27T (86.5mm) x outside 110mm
	2842-2403-000	Gear 40T ext (127mm) x 24T int (40mm) E250 (T12) E230-280 (T12)

		Gear 17T (60mm) x 35mm inside length 63mm
	3502-4504-000	Sleeve Coupling 20T (65mm) x outside 88mm E384 (T35)
	2402-2404-00	Gear Collar 20T (65mm) x 40mm inside E150, E180 (F11)
	2892-5106-000	Gear 20T (65mm) x 39 int diameter
	2842-2404-00	Gear 24T (77mm) int diameter 45mm + key shaft E230-250-280 (T12)
		Gear 27T (86mm) x 18T (40mm)
		Gear 20T (65mm) x 26T (55mm) x 40mm inside
		Gear 20T (66mm) female x 25T (45mm)female x outer 108mm


		Gear 27T (86mm) x18T (40mm) inside
		Gear 20T(104mm) x20T (55mm)
		Gear 52T (135mm) x 20T (65mm)
	6032-4423-001	Gear 56T (230mm) x20xt E382-E384 (T38)
	3602-3203-000	Gear 2 nd E180 (F10) 40T (105mm) 24T (77mm) x25T (44mm)
		Gear 37T (97mm) 23T (50mm)
		Gear 25T(96mm) x25T (45mm)
		Gear 43T (112mm) x 18T (40mm)

	2402-2305-000	Gear 23T (75mm) x 18T internal (40mm)
	3602-3206-00	Gear 24T (79mm) x 18T (40mm)
	3522-3206-000	Gear 25T E250 (T11)
	4312-5015-000	Gear 42T (107mm) x 18T (60mm) inside
		Gear double 21Tx20T inside diameter 46m
		Gear double 22T (76mm) x 20T (65mm)
		Gear 57T (118mm) x 18T (80mm) x40mm inside
	3602-3206-000	Gear 24T ext x18T int E180 (F10)

		Gear 30T x30T x inside 45mm
		Gear 37T (97mm) x 23T (50mm)
		Gear 37T (97mm) x 30T (84mm) inside 55mm
	3502-3402-00	Gear 54T (140mm) x 24T (77mm) x 55mm inside E250 (T12)
		Gear 32T (103mm) x23T (74mm) x 47.5mm inside
	2402-2403-00	Gear high (90mm) x 24T (78mm) E150, E180 (T11)
	2842-2405-000	Gear 23T(91mm) x24T (77mm) E230,250,280 (T12) E384
	3502-4503-000	Gear 51T(132mm) x 27T (86mm) x 55mm inside

		Gear 55T (142mm) x28T (89mm) x58mm
		Gear 54T (140mm) x30T (83mm) x 55mm inside
		Gear 56T (116mm) x 20T (65mm) x 50mm inside
	2402-2202-00	Gear 1 st 56T(116mm) x 24T (77mm) x 50mm inside E150. E180
	2802-2402-00	Gear 55T (140mm) x 24T (78mm) x inside 55mm E230-280 (T12)
	2602-2203-00	Gear 40T(105mm) x24T (80mm) female x 25T (45mm) inside
		Gear 51T (132mm) x 28T (92mm)(female)x 23T (50mm) inside
	2402-2203-000	Gear 2 nd 41T (104mm) x 20T (80mm) Female x 24T (43mm) inside E150-E180 (T10)

		Gear 40T (105mm) x 24T (81mm) x 20T (44mm)
		Gear 39T(123mm)x 34T(113mm) x23T (50mm) inside
		Gear 14T(43mm) x 18T(25mm)
		Gear 17T (60mm) x 30mm inside
	3602-4532-000	Gear 20T (56mm) x30mm inside
	3602-5112-00	Gear 24T (66mm) x 30mm inside E180 (F21)
	3502-5221-00	Gear 28T (76mm) x 30mm inside E250 (T22)
		Gear 32T (85mm) x inside 35mm
	6092-5114-001	Gear 23T (77mm) x 47mm inside












	2402-2201-00	Gear 57T(118mm) x 18T (59mm) x 40mm inside
		Gear 52T (135mm) x 20T (65mm)
		Gear 28T (90mm) x 28T (76mm) x 25T (45mm)
		Gear 41T(107mm) x32T (87mm) x 18 T (40mm)
	5002-4324-000?	Clutch differential lock 10T (105mm) x outside 132mm E384 (T38)
		Sleeve 20T (65mm) x outside 88mm
		Sleeve 22T (60mm) x outer 83mm
	6092-3210-011	34T (45mm) female x outside 107mm E384 (T21)

	6032-3212-001	Blockring 30T (83mm) x 63mm inside
	6072-3219-001	Ring block C144, C174 T11-2
		Blockring 36 (77mm)
		Blockring 39T (122mm)
		Gear 48T(124mm) x 23T (79mm) x 42mm inside
	2802-2805-00 Or 6032-5105-001	PTO gear 17Tx 33T E230-250-280 Gear E384 (T39)
		Triple gear 36Tx 22T x 18T
		Gear 45T(116mm) x18T (50mm) x 30mm inside
	2802-2802-000	Gear 1 st PTO 56T(145mm) x 20T (65mm) x 45mm inside E230 E250 E280

	6032-5122-001	Gear 1 st PTO 32T(104mm) x23T(73mm) E384
	6072-5101-011	PTO shaft C174
	2842-2801-00	PTO shaft E250 L=435mm 18T (40mm) x 13T (30mm) L=435mm
	2892-5101-00	PTO shaft Length (430mm) 18T(40mm) x 13T (30mm) E230-280
	3002-2851-000	PTO shaft E150 length 540mm 13T mal (25mm)
	3602-5210-000	Pto shaft E180 (F21) 13T female
	2202-1126-000	Oil seal PTO shaft extension 35x55x11 E150 (F20)
	5402-5203-000	Seal PTO shaft 35x55x14
	3602-5222-000	PTO seal AQ8168P 35x60x18 E180 (T18) (F21)
	6032-5201-001	Pto shaft 13T E384 (T42)
	3502-5201-000	PTO shaft E250 (T22) length 445mm 13T male (30mm)
	2202-2850-00	PTO shaft 480mm 13T female (30mm) E230, E280, E384
		Shaft L=375mm 19T (22mm)x19T(22mm)
		Bush 20T (20mm) length 65mm
	2202-3350-000	Shaft 27T (TLA2520Z)
		Gear 13T inside (45mm)
	6032-4307-001	Housing axle pinion E384 rear wheel left right (T37/T38)
		Shaft reverse idler length 185mm

	2202-2301-020	Shaft reverse idler length 215mm E250, E230-E280(T13)
	2202-2307-010	Oring shaft reverse 27x2 E250,230,280 (T13)
	2402-2301-000	Shaft reverse idler E150-E180 length 135mm (F12)
	3602-4531-000	Shaft idler E250 length 155mm
	3602-4201-000	Shaft differential lock E250 length 215mm
		Shaft 18T(39mm) x 13T(24mm) L= 225mm
	3602-4541-00?	Shaft front drive 15T x 19T L=175mm E180 (F17)
	3602-4542-00?	Gear front drive 35T(93mm) x 16T (34mm) E180 (F17)
	3502-4541-00	Shaft front drive E250 E384 length 155mm 13T(34mm)x 15T(25mm)
	6072-4506-001	Seal front drive 20x42x8 C174 (T18)
	3502-4543-000	Oil seal front drive shaft E384 (F17) 30x55x12
	3582-4532-000	Gear 22T(62mm) x 32mm inside front drive
		Shaft 30x25x22 length 160mm
		Shaft 12mm length 175mm
		Gear 46T(132mm) x 6T(30mm)
		Ring 38x20

		Ring 42 x26
	6072-2159-001	Plug oil 20mm C144,C174 (T6)
	0089-1022-010	Rivet 10mm
	0094-1113-000	Nut 11x2
	6092-3214-001	Spring retain 1.5mm E384 (T21)
	0095-8223-000	Washer 24x12 steering wheel E180 (B4)
	8131-3010-000	Gasket inner front 63x1.5
	5102-2214-000	Holder 39mm x18mm hole
	6101-8321-011	Pin conical 7.5x7x32
	2803-3431-000	Oring
	2202-1331-00	Oring lever shift sub shift control 21x1.5 E180 (F7)
	2202-1541-000	Oring 20x1.5 lever control differential lock E180 (F14)
	1201-2017-010	Oring 24x3.5mm E180 (T6)

	6163-3825-001	Oring 25x3.5mm
	2303-1161-000	Oring 35x2mm
	3003-5114-000	Oring 44x3
	2204-1242-000	Oring 85x3
	8131-3008-000	Oil seal 28x32x8
	3001-6153-000	Oil seal 24x39x7
	6233-1758-005	Oil seal 19x36
	2402-1125-000	Oil seal 30x50x11
	3202-1188-000	Seal 35x55x8
	2202-1178-010	Oil seal 35x55x11
	6072-2601-001	Oil seal 18x30x5 Front drive shift C174 (T9)
	8131-3004-000	Gasket in 65x1.5

	8131-3005-000	Gasket out 70x2mm
	3502-4504-000	Oring 64x2
	6163-1816-001	Bearing 35x55x20mm
	0050-6002-040	Bearing Volant 15x32x9
	6051-3513-001	Bearing pilot 15x32x9
	0050-6204-000	Bearing counter shaft C144, C174 (T11-1) 20x47x14
	6072-3228-001	Washer 47x55x3mm C174 (T11-2)

Axle parts

	2882-4421-000 2202-2701-010	Final drive shaft long 655mm 22T (48mm) x 23T (55mm) Final drive shaft short 505mm 22T (48mm) x 23T (55mm)
	6032-4421-001 6032-4321-001	Final drive shaft short 585mm 20T(55mm) x 20T (55mm) Final drive shaft long 695mm 20T(55mm) x 20T (55mm)
		Shaft final drive long 485mm 13T(44mm) x 20T (44mm) Shaft final drive short 435mm 13T (44mm) x18T (40mm)
	2402-2704-00	E180 (F18) E150 (F13) left side 13T inside
	2402-2706-00	E180 (F18) E150 (F13) right side 13T inside
	4202-4424-00	E150 (F13) left side 13T inside
	4102-4324-00	E150 (T15) E180 (T15) right side 13T inside
		Shaft 24T (35mm) x 11T (53mm) x 20T (32mm)
	3002-2602-000	Shaft right axle pignion 24T x12Tx20T
		Shaft right axle pignion 20Tx12Tx19T length 200mm
		Shaft left axle pignion 20Tx12Tx19T length 230mm
	2252-2602-000	Shaft right axle pignion 24Tx12Tx13T E230 E250
	2842-2601-000 (2252-2601-000)	Shaft left axle pignion 24Tx12Tx13T E230 E250

	2882-4301-000	Shaft right axle pignion 24Tx12Tx13T length 220mm E280
	2882-4401-000	Shaft left axle pignion 24Tx12Tx13T length 240mm E280
	6032-4401-001	Shaft left axle pignion 24Tx11Tx19T E382-E384
	2802-2703-01	Gear final drive Right side wheel E230-250 (T15) 54Tx 23T thickness 30mm
	2882-4323-00	Gear final drive left side wheel E230-250 (T16) 54Tx23T thickness 50mm
	3002-2703-00	Gear final drive left /right side wheel E150 (T15/T16) diameter 205mm 57T x 13T
	2402-2703-00	Gear final drive left right E180 (T15/T16) diameter 205mm 57T x 13T
	6032-4423-001	Gear final drive left E384 (T38) diameter 230mm 56T x 20T
	6072-4335-001	Oil seal rear wheel shaft 45x75x8 C174 (T16)
	6072-4334-001	Oil seal rear wheel shaft 45x75x8 C174 (T16)

	2203-1282-010	Wheel hub 4 holes (opposite holes cc 115mm) int diameter 61mm-90mm E150,E180 (B5)
	6203-1782-001?	Wheel hub 140mm 52mm inside x 61mm outside C142, C172 2 wheel drive (B6)
	4903-1822-000?	Wheel hub 6 holes 170mm ext 70mm inside E382 2 wheel drive (B3)
	3003-1430-00	Wheel hub rear wheel 6 holes 120mm cc opposite 18T inside (40mm) E150 (B11)
	3603-1431-00	Hub rear wheel 142mm opposite holes 22T (48mm)
	6033-1451-001	Wheel hub 8 holes 200mm opposite holes 20T (55mm) E384 (B13)
	2893-1280-00	Spindle arm right side E230-E280 Length 285mm conical part 25-32mm
	2703-1240-00 or 2703-1230-00	Spindle arm right or left side E150-E180 Length 255mm conical part 25-32mm
	2703-1298-010	Spindle arm oil seal 36x62x16.5 C174 B6

	2883-1336-000	Oil seal spindle arm 35x65x16mm E230-E280 (B7)
	1903-3161-000	Bearing thrust spindle arm 21x43.5x9
	6032-6117-001	
	2521-218K-91	Shaft cover

	6103-5117-001	Oring 13x1
	1603-2273-000	Oring 29x3.5
	1503-4333-000	Oring 25x3
	6032-5305-011	Seal oil
		Oring 64x2

	5003-3623-000	Oring 70x2
	6102-2406-002	Boot 24mm hole x 45 mm
	6273-1811-008	Cap 41mm
		Arm lever
	8112-6004-000	Bolt 5mm x9mm
		

3 point parts

	5003-2701-000	46cm closed 19mm hole lower x25mm hole upper
	2603-8650-006	Lifter 42mm (18mm hole lower) (19mm upper) E150
	2803-8660-00	Lifter 54cm E230-280
	5003-2760-000	Lifter (54cm upper hole) (58mm lower hole) E384
		Rod end left thread 19mm hole 20x2.5 260mm Rod end left thread 19mm hole 24x3 245mm
	2203-8221-01	Bar drawbar E250 (285x65x21mm)
	2203-3262-000	Pin 19mm x17mm
	2283-1891-000	Turnbuckle 14x2mm E384 (B39)
	1503-9134-000	Safety pin 10mm