




ARBOS



PRODUCTS CATALOGUE

Tractors, Precision planters, Fertilisers, Sprayers



PRODUCTS CATALOGUE
ARBOS

COMPANY PROFILE

High-tech, environmentally sensitive, uncompromising design: ARBOS, the new brand which is ambitiously taking on the world market, is proceeding apace to complete its full product line, adding a complete, efficient and cutting-edge range of agricultural equipment to its range of tractors. ARBOS industrial design guidelines are clearly identifiable:

- ITALIAN TRADITION
- CUTTING-EDGE DESIGN
- ENVIRONMENTALLY SENSITIVE
- A PASSION FOR DESIGN



ARBOS has inherited the values of a long-standing and glorious Italian brand, bringing its strengths up to date, taking advantage of significant economies of scale, focusing on excellence in design and bringing everything together with an original, award-winning style*. The prerequisites for success are all present and are actively pursued with commitment and conviction, aiming at reaching a level of quality which alone can guarantee long-lasting and all-encompassing success. This is what we call "Techno - Green" approach, the cornerstone of our corporate philosophy.

Now the road has finally been paved and the new, rapidly evolving full-line product range, entirely manufactured in our two production plants in San Vito al Tagliamento and Carpi, is making a powerful advance on the domestic and international markets.

All models stand out for their comfort, practicality, style, excellent performance, green credentials and ease of use: Italian design and manufacturing has never been so smart, mixing spot-on design, execution and respect for the surrounding environment.

All this with a keen eye towards reducing purchasing, running and maintenance costs.

We are a blend of expertise, tradition and modernity.













We are ready for the challenges that today and tomorrow may throw at us.

We are fast yet careful, innovative yet grounded.

We are ARBOS.

* Red Dot Winner 2017



	Compact	6
	Open field tractors	10
	Orchard/Vineyard tractors	20
	Subsoilers	32
	Vacuum precision planters	36
	Seed drills for cereals	50
	Seed drills with power harrow	58
	Pneumatic seed drills minimum till & no-till	62
	Row crop cultivator	68
	Fertilizer spreader	70
	Sprayers	74
	Electronic agricultural equipment	80

2025
2035



SIMPLE, VERSATILE, STURDY AND “GREEN”

The ideal tractors for any activity. Eco-friendly thanks to the adoption of cleaner and more efficient direct injection diesel engines. With 25 or 35 HP, 3 or 4 cylinders and 16 speeds, rear differential lock, the 2025 and 2035 represent the perfect solution for both Businesses and operators.

- 25 hp engine, 3 cylinders or 35 hp, 4 cylinders
- 8 + 8 syncro shift transmission
- Hydraulic PTO 540/1000 rpm
- Tractor mother regulation (tmr) compliant
- Rear differential lock

TECHNICAL DATA

		2025	2035	
ENGINE				
Type	Direct injection diesel			
Power rating	HP/kW	25/18,4	35 /25,8	
N°Cylinders	n°	3	4	
Swept volume	cc	1530	2160	
TRANSMISSION				
N° Speeds	8 + 8 Synchro Shift, mechanical drive, four-wheel drive			
Reverse Shuttle	Mechanical			
Speed	kph	30		
HYDRAULIC CIRCUIT				
Pump flow rate	l/min	15 + 32		
Rear hydraulic control valves		2 SE/DE		
DRIVER'S AREA				
Platform	Integral platform on liquid silicon silent block			
WEIGHTS AND DIMENSIONS				
Length	mm	3558		
Width	mm	1550		
Wheelbase	mm	1800		
Weight with safety frame	kg	1630	1714	
Weight with cab	kg	1724	1805	
TYRES				
Front - Rear	7.0-12	9.5-24	260/70R16	320/85R24
	7.0-12	11.2-20	8.0/16	360/80R24
	6.0-16	11.2-24	6.5/16	12.4-24
	240/70R16	280/85R24	240/70R16	280/85R24
	260/70R16	360/70R24	6.0-16	11.2-24
	-	-	260/70R16	360/70R24

3055

- 50 hp, 4 cylinders engine
- 12F+12R transmission
- Hydraulic PTO 540/1000 rpm
- Tractor mother regulation (tmr) compliant
- Rear differential lock



TECHNICAL DATA

ENGINE		
Type		Direct injection diesel
Power rating	HP/kW	50/36,8
N° Cylinders	n°	4
Swept volume	cc	3168
TRANSMISSION		
N° Speeds		12 + 12 synchro shift with mechanical drive and four-wheel drive
Reverse Shuttle		Mechanical, synchronized
Speed	kph	40
HYDRAULIC CIRCUIT		
Pump flow rate	l/min	15 + 45
Rear hydraulic control valves		2 SE/DE
DRIVER'S AREA		
Platform		Integral platform on liquid silycon silent block
WEIGHTS AND DIMENSIONS		
Length	mm	4136
Width	mm	1660
Wheelbase	mm	1990
Weight with safety frame	kg	2300
Weight with cab	kg	2480
TYRES		
Front - Rear	8.3-20	14.9-24
	8.3-20	12.4-28
	260/70R20	380/85R24
	280/70R16	260/70R20
	260/70R20	380/85R24
	31X9.5-16	13-20
	280/70 R20	380/70 R28

COMPACT, EFFICIENT AND RELIABLE

In compliance with the new TMR norm, thanks to the evolution of modern machinery, the new ARBOS 3055 offers reliability, quality and performance. Environment-friendly 50 horsepower engine, hydraulic PTO (540/1000rpm), rear differential lock, and 24 speeds, ARBOS combines efficiency and utility in a carefully designed machine that has just about everything you expect, and even more.



3050



- Engine 4 cyl 48 hp
- 12 + 12 Gearbox with fast reverse (Additional 4 fast rev speeds)
- Multifunctional

SPECIALIZED

3050 is the range designed by ARBOS for a wide variety of specialistic uses: work in the open fields, between the rows of vineyards and orchards, in greenhouses and nurseries as well as in all the many transport jobs required in farms and for professional ground care. ARBOS 3050 is the answer for those who need a versatile, multifunctional machine that possesses all the strong points of an ARBOS tractor: compact size, sturdiness and reliability.

TECHNICAL DATA

ENGINE		
Type		Lombardini LDW 2204 step 3A
Power rating	kW(hp)	35,3/48
Nominal rate	rpm	2800
N° Cylinders	n°	4 aspirated
Cooling		water
Displacement	cc	2199
Torque reserve		8%
Tank capacity	l	45
TRANSMISSION		
N° Speeds		12+12 with reverse shuttle + Fast Reverse (4 RM)
Main clutch		9" dry disc
Reverse Shuttle		Synchronized
Rear differential lock		Mechanical
Speed	kph	30
BRAKES AND STEERING		
Type of brakes		Oil cooled multiple plate type with mechanical actuator
Type of steering		Hydrostatic
Steering angle		55°

REAR PTO

Type		Independent at 540/1000 rpm, clockwise rotation; synchronized with gearbox speeds, anti-clockwise rotation
Clutch		Dry disc type
Control		Mechanical

FRONT PTO (Optional)

Type		Independent at 1000 rpm anti-clockwise rotation
Clutch		Electromagnetic
Control		Electric

MID PTO (Optional)

Type		Independent at 2000 rpm
Clutch		Dry disc type
Control		Mechanical

REAR POWER LIFT

Type		Hydraulic up and down lifter with position and draft control
Lifting capacity	kg	1800
3 point hitch		Class 1N

FRONT POWER LIFT (Optional)

Type	l	Hydraulic up and down
Lifting capacity	kg	350
3 point hitch		Class 1N

HYDRAULIC CIRCUIT

Pump flow rate	l	33
Rear hydraulic control valves		n. 2 SCV (single unit) double acting with recovery
Front hydraulic control valves (Optional)		n. 3 SCV (single unit)

DRIVER'S AREA

Platform		Integral platform on liquid sylicon silent block
Safety frame		yes
Cab		GL 12 FULL GLASS
Instruments		Analog
Driver's seat		On elastic suspensions
Tow hook		B/CEE type

WEIGHTS AND DIMENSIONS

Length (min - max)	mm	2949
Width (min - max)	mm	1309-1500
Height to safety frame	mm	1885-1940
Height to cab (min - max)	mm	2090-2180
Ground clearance (min - max)	mm	300+316
Wheelbase	mm	1723
Front track (min - max)	mm	964-1152
Rear track (min - max)	mm	980-1134
Minimum turning radius with brakes	m	3,2
Weight with safety frame	kg	1475
Weight with cab	kg	1645


TYRES

Rear - Front (standard)		280/85R20 - 200/70R16
		360/70R20 - 11.0/65x12"
		38/14.00x20 - 27/8.50x15
		320/70R24 - 240/70R16



5000 SERIES

- 4 cyl 3400 cc TIER IV FINAL ENGINE
- Modular 5-speed transmission providing 3 gear ranges - Global and Advanced
- Four-pillar high-visibility cab
- Power lift with up to 4600 kg capacity and 110 l/min hydraulic system



MODULAR TRANSMISSION IN MANY CONFIGURATIONS

The challenge faced by ARBOS designers was definitely not an easy one: design a transmission which is simple yet efficient, modern and relentless without affecting the easiness of use and costs.

The result is clear to see: an “accessible” transmission, in line with current technical solutions which is sturdy and reliable in all conditions, as demonstrated during many rigorous field tests.

The basic design was developed in two different configurations: Global and Advanced.



DIESEL of the year 2015

For the 5000 Series we couldn't just settle for any engine: we wanted one which is innovative, efficient, fuel saving and 100% reliable. We found it: the Kohler 3404 TCR SCR Tier IV F, four cylinders with 3400 cc, outstanding in the agricultural engines sector. No wonder it was nominated "Diesel of the Year" 2015. Today the ARBOS 5000 range offers three models from 110 to 136 HP and 95% of torque available between 1300 and 1800 rpm. One of the many exclusive features of these engines is the compact SCR system (with integrated DOC) installed on the exhaust: the result is a bonnet with tapered, encircling lines, elegant and distinctive, practical for a reduced turning radius.



KOHLER 3404 TCR SCR

- 4 cylinders 3,400 cc Tier IV F
- Max. power 136 HP (95% available at 1900 rpm)
- Max. torque 500 Nm at 1400 rpm
- 95% of Max. torque available from 1300 to 1800 rpm
- Starting torque 410 Nm and 36% torque increase
- Specific consumption 205 g / kWh



CAB: CAR-STYLE COMFORT

Stylish, comfortable, practical: the interior of ARBOS 5000 cab resembles a car, designed for well-being and ergonomics. It is ideal for long working days, successfully combining visibility, comfort and maximum safety.

Perfect pressurisation, reduced noise level, a microclimate that is comfortable and the same in all seasons and at all times of day. All of this, plus an easily accessible and comfortable driving position.

The extensive 360° glass surface (forward visibility angle 42° up, back 30° down) guarantees exceptional visibility and facilitates operations with the front loader and implements connected to the back.

The cab design is based on a cutting-edge engineering approach, with a structure that distributes

stresses over the entire surface, increasing safety and optimising the weight/power ratio, thanks to a weight that is one third lower than traditional solutions.

The thin roof profile also reduces the tractor's overall height and makes it easier to gauge dimensions where access may be difficult.

Elegance, comfort, visibility and safety: this product is hard to beat!



INTERIORS: TRULY ERGONOMIC

Easy man-machine interaction - in terms of position, load and levers travel: this is the base design concept of ARBOS 5000 cab. The reverse shuttle under the steering wheel (mechanical-synchronised or hydraulic) is handy and practical both with the front loader and in bunker silos, like the levers for the gears, the lift and auxiliary control valves, always within reach. The electro-hydraulic buttons for the differential lock and 4WD engagement allow immediate and instinctive manoeuvring operations. In the cab, amongst the many interesting solutions, comfort is enhanced by the adjustable steering column (double adjustment: angle and height) with a 3-spoke steering wheel and power steering. The light, heating and air conditioning controls are rationally laid out on the dashboard. The powerful climate control unit (completely under the bonnet, with a short and highly efficient circuit), the outlets and the special curve of the windows, optimise air circulation, giving uniform air conditioning, without sudden bursts of hot or cold air. The 5000 Series is available with a traditional analog display or with a more modern 7-inch TFT digital display, having a simple, customisable interface.



ARBOS 5130



TECHNICAL SPECIFICATIONS

		ARBOS 5100	ARBOS 5115	ARBOS 5130
ENGINE				
Model			Tier IV Final	
Cylinders/Displacement	N°/cm³		4/3404	
Aspiration			Turbo intercooler	
Injection system			2000 bar Common Rail	
Valves			16 valves	
Max. homologated power (2000/25/CE)	hp/KW	110/81	122/90	136/100
Nominal engine speed	rpm		2200	
Max. torque	Nm	470	480	500
Max. torque engine speed	rpm	1400	1400	1400
Cooling			Liquid-Oil - Gas (EGR)	
Engine control			Electronic	
Air cleaner			Dry with safety cartridge and dust ejector	
Silencer			Underhood with exhaust on cab upright	
After treatment system			DOC+ SCR integrated on rear side pillar	
Ad-Blue fuel tank capacity	l		22	
Fuel tank capacity	l		130	

TRANSMISSION GLOBAL				
Clutch			13" double dry clutch, hydraulically operated	
Gearstep			5	
Range			2	
Creep			STD	
Speed	FWD+REV		30 + 30 (2 speed Powershift underload)	
Max. speed			40 kph	
Shuttle			Mechanical shuttle with lever under steering wheel	
4WD			Electrohydraulic engagement	
Differential lock			100% diff lock with electrohydraulic engagement	

TRANSMISSION ADVANCED				
Clutch			WET clutch	
Gearstep			5	
Range			2	
Creep			STD	
Speed	FWD+REV		45+15 (3 speed Powershift underload)	
Max. speed			40 kph	
Shuttle			Powershuttle	
4WD			Electrohydraulic engagement	
Differential lock			100% diff lock with electrohydraulic engagement	

Rear P.T.O				
Clutch			WET clutch	
Speed	rpm		540-1000 / 540-540E	
Operation			Mechanical operated with pushbutton	

BRAKES AND STEERING				
Braking system			hydrostatically operated, wet disks on rear wheels, 4WD engagement	
Trailer braking			hydraulic braking system pneumatic braking system	
Hydrostatic steering			STD	
Steering angle			55°	

		ARBOS 5100	ARBOS 5115	ARBOS 5130
FRONT AXLE				
Type		Medium duty	Heavy duty	
Front ballast		10 x 48 kg case type weights + 60 kg axle support (total 540 kg) - OPT		
Front fenders		Dynamic		
HYDRAULIC LIFT				
Rear lift		Mechanical with electronic Easylift (OPT)		
Maximum lifting capacity	kg	4.400 / 4.600 (with external cylinder)		
Pump delivery	l/min	Gear pump total 110 l/min 70 l/min dedicated to implements		
Auxiliary hydraulic remote valves	Ways	2 / 3 / 4 remote valves with flow diverter (tot 4)		
3 point linkage (link arms and top link)		Cat II arms with quick adjustment, hydraulic top link		
Front lift		Maximum lifting capacity 2000 kg Quick ballast 850 kg		
DRIVING POSITION				
Cab features		Original sound-proofed, with silent block mounted platform, high visibility roof with rounded glass, up to 8 worklights (4 rear + 4 front) + telescopic rear-view mirrors (TMR)		
Cab conditioning		Air conditioning		
Instruments		TFT 7" digital display		
Driver's seat		Mechanical suspension, safety belt Pneumatic suspension, safety belt		
DIMENSIONS AND WEIGHTS: with rear tyres				
Rear		540/65 R34	600/65 R38 (W18L*38)	600/65 R38 (W18L*38)
Front		440/65 R24	440/65 R28 (W14L*28)	440/65 R28 (W14L*28)
Max. length at link arms	mm	4.249	4.299	4.299
Width (min - max)	mm	1916-2348	1916-2348	1966 - 2538
Max height at cab	mm	2.644	2.756	2.756
Ground clearance	mm	452	524	524
Wheelbase	mm	2.347	2.397	2.397
Front track (min - max)	mm	1559-2013	1559-2013	1559-2013
Rear track (min - max)	mm	1436-1868	1436-1868	1366-1938
Weight with cab (W/out ballast)	kg	4.200	4.600	4.600



7000 SERIES

Powered by a tireless and frugal 6-cylinder engine (from 220 to 260 hp), the Series 7000 uses an "implement powershift" transmission which offers the driver a smooth, efficient and relaxing performance. The cab is any operator's dream, with maximum comfort and minimum noise, combined with ample space and above-average visibility.



Excellent versatility and performance with all applications thanks to the implement powershift system: 4 PWS stages for each gear designed to optimise even the most demanding jobs



6-cylinder FPT high-performance, low-consumption engine





TECHNICAL DATA

		ARBOS 7220	ARBOS 7240	ARBOS 7260
ENGINE				
Model		Tier IV Final		
Cylinders/Displacement	N°/cm³	FPT 6/6700		
Injection system		2000 bar Common Rail		
Valves		24 valves		
Max. homologated power (2000/25/CE)	hp/KW	220/161	240/176	260/191
Max. torque	Nm	950	1050	1050
Cooling		Liquid		
Engine control		Electronic		
Silencer		Underhood with exhaust on cab upright		
After treatment system		DOC+ SCR integrated on rear side pillar		
Ad-Blue fuel tank capacity	l	50		
Fuel tank capacity	l	350 (OPT 450)		
TRANSMISSION ADVANCED				
Clutch		WET clutch		
Gearstep		5		
Range		2		
Creeper		STD		
Speed	FWD+REV	60 + 15 (with 4 "IMPLEMENT Powershift" gears underload)		
Max. speed		50 kph (40 kph eco at 1840 rpm)		
Shuttle		Powershuttle		
4WD		Electrohydraulic engagement		
Differential lock		100% diff lock with electrohydraulic engagement		
Rear P.T.O				
Clutch		WET clutch		
Speed	rpm	540 - 540Eco - 1000 - 1000Eco		
Operation		electrohydraulic		
BRAKES AND STEERING				
Braking system		Wet disks, 4WD engagement		
Trailer braking		hydraulic braking system pneumatic braking system		
Hydrostatic steering		STD		
Steering angle		55°		
Front Axle		with independent suspensions		

		ARBOS 7220	ARBOS 7240	ARBOS 7260
HYDRAULIC LIFT				
Rear lift		Electronic		
Pump delivery	l/min	160 l/min load sensing + 40 l/m		
Spool Valves	rear	4 electrohydraulic std + Power Beyond		
	front	3 mid-mounted electrohydraulic		
Max. lifting capacity at ball hitch	kg	10500		
DRIVING POSITION				
Cab features		Original sound-proofed, with silent block mounted platform, high visibility roof with rounded glass, up to 8 worklights (4 rear + 4 front) + telescopic rear-view mirrors		
Cab conditioning		Air conditioning		
Instruments		TFT 7" digital display		
Driver's seat		Pneumatic suspension, safety belt		
DIMENSIONS AND WEIGHTS: with rear tyres				
Weight	kg	8500		
Max. admissible load	kg	14000		
Wheelbase	mm	2950		
Max. tyres		710/60 R42		



4000 F SERIES

4060 F - 4080 F - 4080 F PRO



ARBOS 4060 F - 4080 F represent the optimum answer to the needs of professional users who work in vineyards and orchards: powerful and easily handled, reliable and able to provide an excellent performance, these tractors are the ideal partners when it comes to working in the often difficult conditions in which specialized crops are cultivated. One of the salient features of these models is their compact size.

TECHNICAL DATA

ENGINE

Cylinders / kW / hp		FCA 3 Cyl - 35kW / 48HP 4 Cyl - 55kW / 75 HP
Model		3 Cyl Tier IIIA / 4 Cyl Tier IIIB Turbo
Intake		Direct injection

TRANSMISSION

Type		Dual Power 16+8, 8+8 transmission with lateral levers
Shuttle		Mechanical Reverse Shuttle
Differential lock		4WD and Mechanical DIFF-lock

LIFT AND HYDRAULIC SYSTEM

Lifting capacity	kg	2300
Pump	l/min	38 open centre
Rear mechanical distributors		3

DRIVER AREA

Version		Semi-platform
---------	--	---------------

DIMENSIONS AND WEIGHTS

Wheelbase	mm	1690-1831
Weight	kg	1900
Rear tyre		360/70R20
Width (min-max)	mm	1364-1748 1364-1794

- The shortest wheelbase in its category
- Exclusive patented gearbox with “Dual Power” system
- Minimum turning radius
- Maximum stability and wheel grip thanks to optimum weight balance





4080 F PRO

- Short wheelbase
- Exclusive patented gearbox with “Dual Power” system
- Comfortable driving: platform on “silent blocks” and “overview” cab with A/C
- Excellent weight/power ratio and balanced weights
- Type-approved for 40 kph



TECHNICAL DATA

ENGINE		
Cylinders / kW / hp		FCA 4 Cyl 55kW / 75 HP
Model		Tier IIIB Turbo
Intake		Direct injection
TRANSMISSION		
Type		Dual Power 16+8, 8+8 transmission with lateral levers
Shuttle		Mechanical Reverse Shuttle
Differential lock		4WD and Mechanical DIFF-lock
Speed	kph	40
LIFT AND HYDRAULIC SYSTEM		
Lifting capacity	kg	2300
Pump	l/min	38 open centre
Rear mechanical distributors		3
DRIVER AREA		
Version		Full platform/cab suspended on silent-block mounts
DIMENSIONS AND WEIGHTS		
Wheelbase	mm	1831
Weight	kg	1900 (platform)
Tyres		360/70R20
Width (min-max)	mm	1290-1770

4080 F pro: Pro for Professionals, machines designed to fully adapt to all types of vineyards and orchards. Powered by the 4 most compact cylinders of the category, they offer extremely high and global performance, up to 40kph speed to make transfers faster, and the choice between versions with platform or air-conditioned cab .

4000 Q SERIES

4090Q - 4100Q - 4110Q



TECHNICAL DATA

ENGINE

VM 4 Cylinder Tier IIIB
4090Q: 59 kW / 80 hp
4100Q: 67 kW / 91 hp
4110Q: 75 kW / 102 hp

DPF + EGR

TRANSMISSION

24+12 4-speed transmission providing 3 gear ranges + mini gear reducer (20%)

Mechanical shuttle

4WD and Electro-hydraulic DIFF-lock

HYDRAULICS

Lifting capacity 2500 Kg

Electronic power lift (Opt)

Pump capacity 100 l/min (39+61) open centre

up to 3 rear mechanical distributors + 2 electro-hydraulic distributors

up to 3 front electro-hydraulic distributors

DRIVING POSITION

Platform / cab

SIZE AND WEIGHT

Wheelbase: 1923 mm

Weight: 2275 kg (Plat)

Tyres: 420/65R20

Width (min-max): 1591-1876 mm

- Maximum lugging power and wheel grip thanks to its low center of gravity
- “Low profile” version with superlowered cab from 180 cm
- Comfortable driving: platform on “silent blocks” with variable viscosity
- More versatile than an equal-wheel tractor, more performance-oriented than a crawler tractor, excellent on the roads
- Perfectly balanced weights

ARBOS 4000 Q tractors, available in high and low version, are in a class of their own and know no rivals on the market. The bodywork with its aggressive and sloping design, the tight turning radius, the big, almost equal-size driving wheels and the powerful engine make the 4000 Q SERIES the perfect machine for working between the rows of orchards and vineyards with low plants, where there's not much room for manoeuvring on heavy soil, sloping and rugged ground. Thanks to the compact bearing structure, which distributes 50% of the weight on the front axle and 50% on the rear one, the center of gravity has been kept low and near to the middle of the machine, while all the traction is fully discharged towards the ground, thus allowing the operator to work in complete safety even with very heavy implements and steeply sloping ground.



- Hydraulic circuit 39+61 litres
- Perfect weight balance
- Maximum versatility: F - manoeuvrable and agile
AF - sturdy and compact
- Comfortable driving: platform suspended on “silent blocks” and standard cab with A/C

4000 F SERIES

4090F - 4100F - 4110F



A ‘small’ tractor for orchards and vineyards with more than 100 hp? ARBOS 4000 F SERIES (Turbo Intercooler, four-wheel drive, with roll-bar suspended on silent-blocks or with cab Overview and air conditioning) has nothing to envy to the bigger tractors. Balanced, compact, bold and tireless, the best ally to work with nothing on your mind: available in 6 versions, in order to find the one tailor-made for you.

TECHNICAL DATA

ENGINE

VM 4 Cyl Tier IIIB
 4090 F: 59 kW / 80 HP
 4100 F: 67 kW / 91 HP
 4110 F: 75 kW / 102 HP
 DPF + EGR

TRANSMISSION

24+12 4-speed transmission providing 3 gear ranges + mini gear reducer (20%)
 Mechanical shuttle
 4WD and Electro-hydraulic DIFF-lock

HYDRAULICS

Lifting capacity 2500 Kg
 Electronic power lift (Opt)
 Pump capacity 100 l/min (39+61) open centre
 up to 3 rear mechanical distributors
 up to 3 front electro-hydraulic distributors

DRIVING POSITION

Platform / Pressurised cab

SIZE AND WEIGHT

Wheelbase: 1973 mm
 Weight: 2375 Kg (Plat)
 Tyres: 360/70R24
 Width (min-max): 1404-1830 mm

4000 AF SERIES

4090AF - 4100AF - 4110AF

TECHNICAL DATA

ENGINE

VM 4 Cyl Tier IIIB
 4090 AF: 59 kW / 80 CV
 4100 AF: 67 kW / 91 CV
 4110 AF: 75 kW / 102 CV
 DPF + EGR

TRANSMISSION

24+12 4-speed transmission providing 3 gear ranges + mini gear reducer (20%)
 Mechanical shuttle
 4WD and Electro-hydraulic DIFF-lock

HYDRAULICS

Lifting capacity 2500 Kg
 Electronic power lift (Opt)
 Pump capacity 100 l/min (39+61) open centre
 up to 3 rear mechanical distributors
 up to 3 front electro-hydraulic distributors

DRIVING POSITION

Platform / Pressurised cab

SIZE AND WEIGHT

Wheelbase: 1990 mm
 Weight: 2375 Kg (Plat)
 Tyres: 360/70R28
 Width (min-max): 1404-1830 mm



4000 E SERIES

4070E - 4080E - 4090E - 4100E

- Range with 3 and 4 cylinders up to 92 hp
- Maximum wheel grip
- 16+16 gearbox with synchronized reverse shuttle
- Weight 2325 Kg



Firmly planted on their 4 drive-wheels, large, short and all equal size, ARBOS 4000 E isodiametric tractors represent the perfect answer to work safely even in the most difficult situations, also thanks to their brand new tapered bodywork and their extremely reduced steering radius.

Now, also available with 4 cylinders up to 92 hp, these machines have never been so powerful and reliable.



TECHNICAL DATA

ENGINE

VM 3 cylinder 45 kW / 61 hp - 52 kW / 71 hp

VM 4 cylinder 60 kW / 81 hp - 68 kW / 92 hp

Tier IIIB

DPF + EGR

TRANSMISSION

16+16

Mechanical shuttle

Electro-hydraulic DIFF-lock

HYDRAULICS

Lifting capacity 2000 Kg

Pump capacity 55 l/min open centre up to 4 rear mechanical distributors (3+1)

DRIVING POSITION

Plat

SIZE AND WEIGHT

Wheelbase: 1550 mm

Weight: 2275-2325 kg

Tyres: 320/70R20

Width (min-max): 1335-1575 mm



3000 E SERIES

3020 E AR - 3030 E SW - 3040 E SW
3050 E SW/AR - 3060 E SW/AR



TECHNICAL DATA

THE EVOLUTION OF ISODIAMETRIC TRACTORS

The new ARBOS equal-size wheels tractors present themselves renewed and compliant with the new TMR 2 norm (Tractor Mother Regulation). The combination of a tapered chassis, a reduced steering radius, 4 drive wheels and the powerful 20, 25, 33, 38 or 48 hp direct injection engines, make the ARBOS 3000 E the ideal machines for working between narrow rows in vineyards and low hanging orchards with limited room to manoeuvre. The compact load bearing structure of this model ensures the centre of gravity remains low and close to the centre of the machine, enabling optimal weight distribution for safe operation, even when using very heavy tools.

3020 - 3030 - 3040 - 3050 E	3060 E
ENGINE	
2 Cyl : 3020 15 kW / 20 HP; 3 Cyl : 3030 18 kW / 25 HP; 3040 24 kW / 33 HP; 3050 28 kW / 38 HP	VM 3 Cyl 35 kW / 48 HP
Tier IIIA	
Direct injection	
TRANSMISSION	
6+3	12+4, 16+16
Mechanical Reverse Shuttle	Synchronized
Mechanical DIFF-lock	
HYDRAULIC	
Lifting capacity 500 -1200 kg	Lifting capacity 1500 kg
Pump output 18.5 -25 l/min, open-centre with rear mechanical distributor	Pump output 38 l/min, open-centre with up to 2 rear mechanical distributors
DRIVING POSITION	
Plat	
DIMENSIONS	
Wheelbase: 1155 mm	Wheelbase: 1370 mm
Weight: 1100 kg	Weight: 1650 kg
Tyre: 8.25R16	Tyre: 300/70R20
Width (min-max): 1098-1360 mm	Width (min-max): 1195-1515 mm

T SERIES

T40 SW/AR - T80 SW/AR

- Four wheels drive with front traction mainly
- Driving comfort: platform on “silent block”
- Four integrated powerful brakes of 290 mm diameter
- Front and rear differential locks hydraulically operated



TECHNICAL DATA

ENGINE

3 Cyl. - from 28 kW / 38 HP to 52 kW / 71 HP
Tier IIIA/ Tier IIIB Turbo intercooler (T80)

TRANSMISSION

8+8
Mechanical Reverse Shuttle
4WD and DIFF-lock

DRIVER AREA

Integrated semi-platform/platform on silent-block

SIZE AND WEIGHT

Wheelbase: T 40: 2280 mm
T 80: 2580 mm

Weight: T 40: 1930 Kg
T 80: 1970 Kg

Tyre: 10.0/75-15.3

ARBOS T range has been designed to meet the specific needs of operators who work in mountainous areas and require a machine that's particularly suitable for materials handling. With 38 to 71 hp, air or water cooled engines to choose from, steering wheels or articulated versions, two homologated versions available such as agricultural tractor or as utility vehicle.


SUBSOILERS

The ARBOS ripper of the ROCK 300 series has been designed and constructed to meet all user needs on particularly firm terrain and where crop residue is present. The high-resistant steel used and the particular structure with bolted joints make the ROCK 300 ripper suitable for heavy-duty working conditions. Each anchor is equipped with a bolted safety device duly sized and a quick-release tip. It can also be equipped with deflectors to break up the terrain better.

The row spacing between the anchors can be easily modified to adapt to the needs of the most demanding operator.

The ROCK 300 ripper can also be used in the version without wheels.

The rear rollers are equipped with parallelogram hydraulic movement which ensures quick and accurate adjustment of the working depth.



OPTIONAL



Standard Anchor



Blast Anchor



Wings Anchor



Support wheels



Manual strip



Hydraulic strip



**Double roller
2 x Ø 220 mm**



**Double roller
Ø 360 + Ø 220 mm**

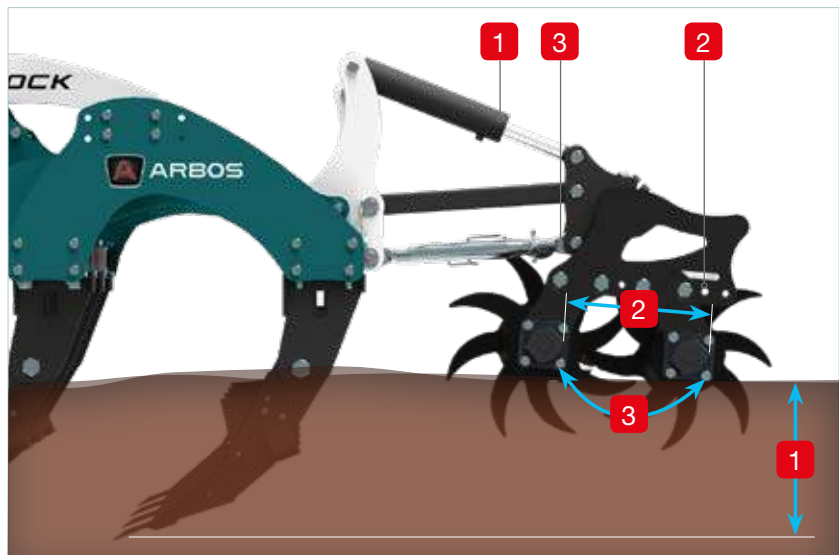


Counter-rotating spike rollers

The particular architecture of the roller frame allows the operator to modify the centreline between the roller.

This important technical solution allows the machine to be customised so that it adapts perfectly to all conditions of the terrain.

1. Hydraulic adjustment of the working depth
2. Mechanical adjustment of the roller distance
3. Mechanical adjustment of the roller alignment



Joints

Joints using a locking system with high-resistant bolts.

Rippers

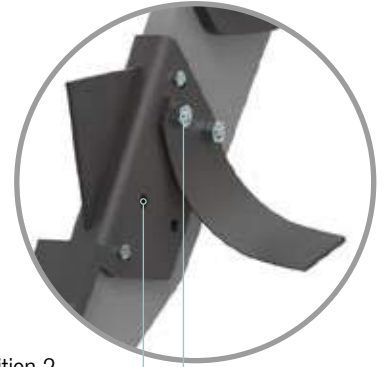
The anchors are equipped with a bolted safety device.

Long Life Tips

The tips are in anti-wear steel and can be easily replaced thanks to a quick-fit disassembly system.


Deflectors

The steel deflectors with anti-wear treatment can be adjusted and set to one of two positions to adapt to all types of terrain.



Position 2

Position 1



Rippers


Even in working conditions where there is a significant amount of crop residue in particularly firm terrain, the anchors do not compromise the excellent performance of the ROCK 300 ripper. In fact, thanks to their considerable height from the ground and the distance between the anchor rows, duly sized, perfect mixing of the soil is guaranteed along with the free flow of the terrain inside the ripper without causing any obstructions even when working at maximum depth.

ROCK M2 Subsoiler

The characteristics of the steel used and the particular structure with bolted joints make the ROCK 300 ripper suitable for heavy-duty, intense working conditions.

Each anchor is equipped with a bolted safety device and with a quick-release tip. It can also be equipped with breakers.

The height of the ROCK M2 ripper frame from the ground is 78 cm.




MODEL	N° OF RIPPERS	WORKING DEPTH	TOOL BAR	RIPPER ROWS DISTANCE	WEIGHT		POWER REQUIRED	
					BASE	ROLLER	BASE	MAX
		(cm)	(cm)	(cm)	(kg)		(hp)	
ROCK M2 250/5	5	55	250	80	940	1390	130-170	200
ROCK M2 250/7	7	55	250	80	1150	1600	150-220	250
ROCK M2 300/5	5	55	300	80	980	1480	130-170	200
ROCK M2 300/7	7	55	300	80	1170	1670	150-220	250

ROCK M3 Subsoiler

The characteristics of the steel used and the particular structure with bolted joints make the ROCK 300 ripper suitable for heavy-duty, intense working conditions.

Each anchor is equipped with a bolted safety device and with a quick-release tip. It can also be equipped with breakers.

The height of the ROCK M3 ripper frame from the ground is 92 cm.



MODEL	N° OF RIPPERS	WORKING DEPTH	TOOL BAR	RIPPER ROWS DISTANCE	WEIGHT		POWER REQUIRED	
					BASE	ROLLER	BASE	MAX
		(cm)	(cm)	(cm)	(kg)		(hp)	
ROCK M3 250/5	5	65	250	87	1400	2040	150-250	280
ROCK M3 300/5	5	65	300	87	1440	2140	150-250	280
ROCK M3 300/7	7	65	300	87	1700	2400	200-370	400
ROCK M3 400/7	7	65	390	87	1740	2540	200-370	400
ROCK M3 400/9	9	65	390	87	2100	2900	250-400	420

VACUUM PRECISION PLANTERS

Microvolumex
Tank for microgranular
products of 25 L plastic.



Row markers
Disc or tine row markers. Double
row markers for machines with
variable row spacing or single row
marker for fixed tool bars.


Planting unit
MagicSem 8000 planting unit with
double disc coulters.



MagicSem

MagicSem vacuum metering unit:

- No wrench needed when changing the seeding disc
- Elimination of constant friction on the seals
- Geometric stability as temperature changes



Easy-Set system

By changing the row spacers, in just a few moments you'll have different configurations, providing the best flexibility to the final user. Only one planter for all agronomic needs of cultivations.


● Planting unit 8000-RS

Main Features

Suitable for planting either on a prepared soil or on a minimum tillage condition, 8000-RS unit permits to maintain the preset seeding depth.


Characterized by a double disc opener with a diameter of 390 mm, it can work with crop residues on soil. Seeding depth control is obtained by two rubber wheels positioned close to the seed drop-off point. The articulated parallelogram guarantees a wide range of action of the planting unit.

The rear furrow-covering rubber wheels can be adjusted in several ways to optimize results.



MagicSem


Magicsem vacuum metering unit.



Gauge wheels adjustment.

Wheels

Closing wheels 1" (STANDARD).



Optional

V-closing 2" wheels with adjustable rolling angle.
"V" shaped closing wheels for heavy soil.


Depth gauge wheels
16-4.5".

Furrow
Double disc opener (STANDARD).



Depth gauge wheels

The side wheels on the planting unit move up and down to keep a constant seeding depth. The depth can be adjusted using a handle mounted near the wheels.



Closing wheels

Closing wheels pressure adjustment.



Adjustment of wheels angle.



Adjustment of spacing between closing wheels.



Ripper for direct seeding on light soil.



Row cleaner "trash wheel".



Front waved kit.



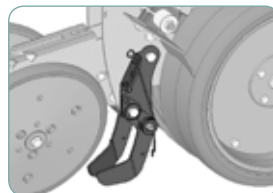
TURBO disc opener with fitting.



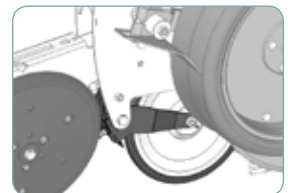
Extra spring-loading kit for planting unit.



Kit press wheel.



In-between seed coverer compatible with seed press wheel.



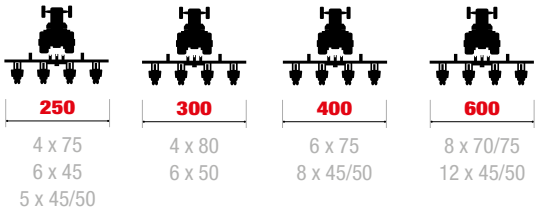
Stainless steel or rubber seed press wheel.

Options

ARBOS configures its planters according to customer specific needs to the wide range of accessories available.

MS 8100 Rigid tool bar

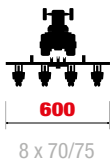
This planter is characterized for its simple structure and does not require specific adjustments. Planters are very compact because planting units are directly mounted on the tool bar and have a low overhanging weight.



N° OF ROWS	ROW SPACING	TOOL BAR	WEIGHT		POWER REQUIRED	CAPACITY		
			BASE	FERTIL		SEED	MICRO	FERTIL
	(cm)	(cm)	(kg)		(hp)	(L)		
4	75	250	580	720	40-60	200	50	2 x 170
6	45	250	760	920	50-70	300	75	2 x 170
6	75	400	790	950	60-80	300	75	2 x 215
8	45	350	935	1035	70-90	400	100	2 x 215
8	75	600	1050	1270	80-100	400	100	4 x 215
12	45	600	1370	1690	90-110	600	150	4 x 215

MS 8100 PT Double rigid tool bar - Pull Type

MS-8100 precision planter, semi-trailed version with cat. II 3-point hitch. The planting units are directly mounted on the main rigid tool bar. The drive wheels are also used for road transport. The towed seed drill solution, allows the use of low power tractors, the lifting weight is only 1/3 of the total weight of the machine.

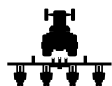


N° OF ROWS	ROW SPACING	TOOL BAR	WEIGHT		POWER REQUIRED	CAPACITY		
			BASE	FERTIL		SEED	MICRO	FERTIL
	(cm)	(cm)	(kg)		(hp)	(L)		
8	70/75	600	1840	2060	100-120	400	100	2 x 700

MS 8100 SUPER-L Triple rigid tool bar

This planter was made to satisfy the requests of big farms. The triple rigid tool bar guarantees robustness.

This version is suitable for prepared or half-prepared soils, with a maximum working width of 12 m. The integrated transport device allows it to be easily moved without difficulty, with a transport width of 3,40 m.



1200

16 x 70/75
24 x 45

N° OF ROWS	ROW SPACING	TOOL BAR	WEIGHT		POWER REQUIRED	CAPACITY		
			BASE	FERTIL		SEED	MICRO	FERTIL
	(cm)	(cm)	(kg)		(hp)	(L)		
16	75	1200	3580	4020	200-250	800	-	4 x 600
24	45	1200	4310	4860	230-250	1200	-	4 x 600

MS 8130 Telescopic tool bar

This vacuum precision planter with a hydraulic telescopic tool bar permits the user to change directly from working position to transport position.

The planter is very compact and has a low overhanging weight. The MS 8130 was made to cover the needs of contractors and medium to large farms.



300

6 x 70/75



320

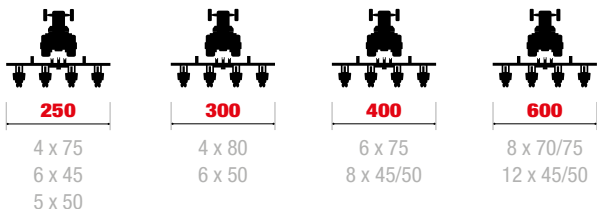
6 x 80

N° OF ROWS	ROW SPACING	TOOL BAR	WEIGHT		POWER REQUIRED	CAPACITY		
			BASE	FERTIL		SEED	MICRO	FERTIL
	(cm)	(cm)	(kg)		(hp)	(L)		
6	70-75	300	950	1170	80-100	300	75	2 x 215
6	80	320	980	1200	80-100	300	75	2 x 215

MS 8200 Rigid Easy-Set tool bar

This planter is made to change the row distance quickly and easily. The EASY-SET System, directly assembled on the main tool bar, allows to move the planting units simply by sliding them on the guide to the needed row distance (minimum 37 cm), without using tools.

There will be a positioning lever supplied with the planter to do such movements.

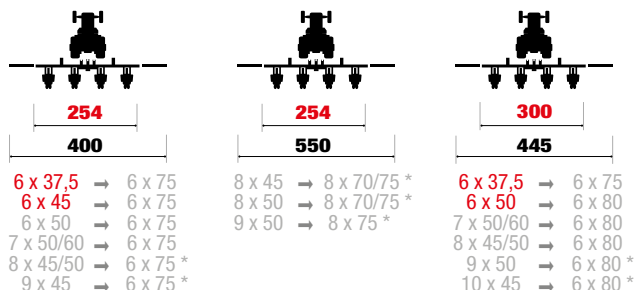



N° OF ROWS	ROW SPACING	TOOL BAR	WEIGHT		POWER REQUIRED	CAPACITY		
			BASE	FERTIL		SEED	MICRO	FERTIL
	(cm)	(cm)	(kg)		(hp)	(L)		
4	75	250	660	850	40-60	200	50	2 X 170
5	5 X 45	250	740	910	40-60	200	63	2 X 170
6	6 X 45	250	810	970	50-70	300	75	2 X 170
6	75	400	850	1010	60-80	300	75	2 X 215
8	45	400	1030	1230	70-90	400	100	2 X 215
8	70/75	600	1270	1470	80-100	400	100	4 X 215
12	45	600	1630	1950	90-110	600	150	4 X 215



MS 8230 Hydraulic folding Easy-Set tool bar

The MS 8230 planter is extremely versatile, allowing to reduce transport widths even for planters with a working width of 6 m, thanks to the Hydraulic EASY-SET System and folding tool bar. This system together with interchangeable distance rods allows users to easily change the distance of the rows with little effort.

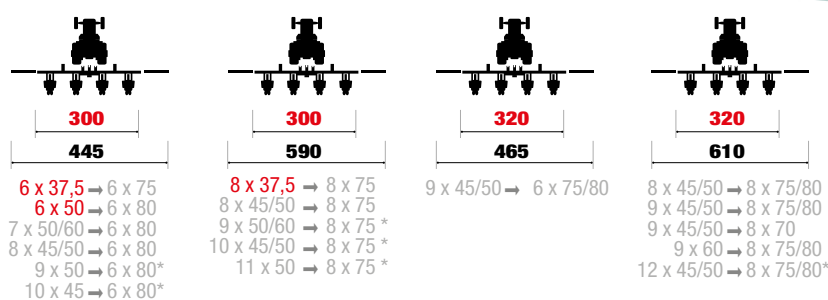


* only with narrow gauge wheels - mis. 16" x 2,5"

N° OF ROWS	ROW SPACING	TOOL BAR	WEIGHT		POWER REQUIRED	CAPACITY		
			BASE	FERTIL		SEED	MICRO	FERTIL
	(cm)	(cm)	(kg)		(hp)	(L)		
6	6x45 → 6x75	254/400	1040	1200	80-100	300	75	2 x 170
6	6x45 → 6x80	300/445	1100	1260	80-100	300	75	2 x 215
7	7x50 → 6x75	254/400	1140	1320	80-100	350	88	2 x 170
7	7x50 → 6x80	300/445	1190	1370	80-100	350	88	2 x 215
9	9x50 → 8x75	254/550	1350	1650	80-100	450	113	2 x 170

MS 8230 Hydraulic folding Easy-Set tool bar (8-12F)

The MS 8230 planter is extremely versatile, allowing to reduce transport widths even for planters with a working width of 6 m, thanks to the Hydraulic EASY-SET System and folding tool bar. This system together with interchangeable distance rods allows users to easily change the distance of the rows with little effort.

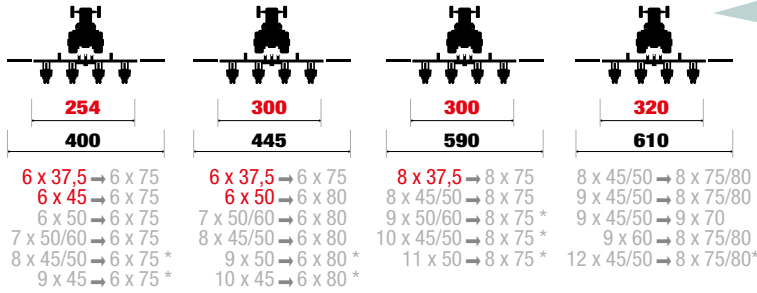


* only with narrow gauge wheels - mis. 16" x 2,5"

N° OF ROWS	ROW SPACING	TOOL BAR	WEIGHT		POWER REQUIRED	CAPACITY		
			BASE	FERTIL		SEED	MICRO	FERTIL
	(cm)	(cm)	(kg)		(hp)	(L)		
8	8x45 → 6x75	300/445	1280	1570	80-100	400	100	2 X 215
8	8x45 → 8x75	300/590	1330	1650	80-100	400	100	2 X 215
8	8x45 → 8x75	300/590	1370	1690	80-100	400	100	2 X 215
9	9x45 → 6x80	320/465	1370	-	80-100	450	113	-
8	8x45 → 8x80	320/610	1340	1670	80-100	400	100	2 X 215
8	8x45 → 8x80	320/610	1380	1710	80-100	400	100	2 X 215
9	9x45 → 8x80	320/610	1430	-	80-100	450	113	-
12	12x45 → 8x80	320/610	1700	-	90-110	600	150	-

MS 8230 MIDI Double hydraulic folding Easy-Set tool bar

The MIDI acronym represents a precision planter which adds to all the features of the MS 8230 described above, a fertilizer tank with a capacity of over 1000 L and centralized control of the amounts distributed, a pneumatic transport system over all rows capable of working with any inter-row distance.



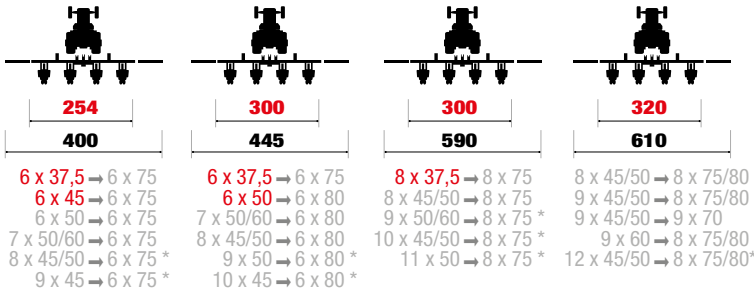
* only with narrow gauge wheels - mis. 16" x 2,5"

N° OF ROWS	ROW SPACING	TOOL BAR	WEIGHT		POWER REQUIRED	CAPACITY		
			BASE	FERTIL		SEED	MICRO	FERTIL
	(cm)	(cm)	(kg)		(hp)	(L)		
6	45-75	254/400	1570	1600	90	300	75	1 X 800
7	50-75	254/400	1690	1770	100	350	88	1 X 800
7	50-80	300/445	1710	1790	100	350	88	1 X 1000
8	45-75	300/590	1850	1930	100	400	100	1 X 1000
8	45-75	300/590	1890	1970	100	400	100	1 X 1000
8	45-80	320/610	1860	1940	100	400	100	1 X 1000
8	45-80	320/610	1900	1980	100	400	100	1 X 1000
9	45-80	320/610	1970	2090	110	450	113	1 X 1000
12	45-80	320/610	2220	2440	120	600	150	1 X 1000



MS 8230 PRO **Double hydraulic folding Easy-Set tool bar**

The PRO vacuum precision planter brings together all the features of the MS 8230 described above, with the addition of a fertilizer tank of over 1200 L suitable for auger loading, centralized control of the amounts distributed, a pneumatic transport system over all rows capable of working with any inter-row distance.



* only with narrow gauge wheels - mis. 16" x 2,5"

N° OF ROWS	ROW SPACING (cm)	TOOL BAR (cm)	WEIGHT (kg)		POWER REQUIRED (hp)	CAPACITY (L)		
			BASE	FERTIL		SEED	MICRO	FERTIL
6	45-75	254/400	1600	1630	100	300	75	1 X 1000
7	50-75	254/400	1720	1800	110	350	88	1 X 1000
7	50-80	300/445	1740	1820	110	350	88	1 X 1200
8	45-75	300/590	1880	1960	110	400	100	1 X 1200
8	45-75	300/590	1920	2000	110	400	100	1 X 1200
8	45-80	320/610	1890	1970	110	400	100	1 X 1200
8	45-80	320/610	1930	2010	110	400	100	1 X 1200
9	45-80	320/610	2000	2120	120	450	113	1 X 1200
12	45-80	320/610	2250	2470	130	600	150	1 X 1200

TWIN ROW PRECISION PLANTERS



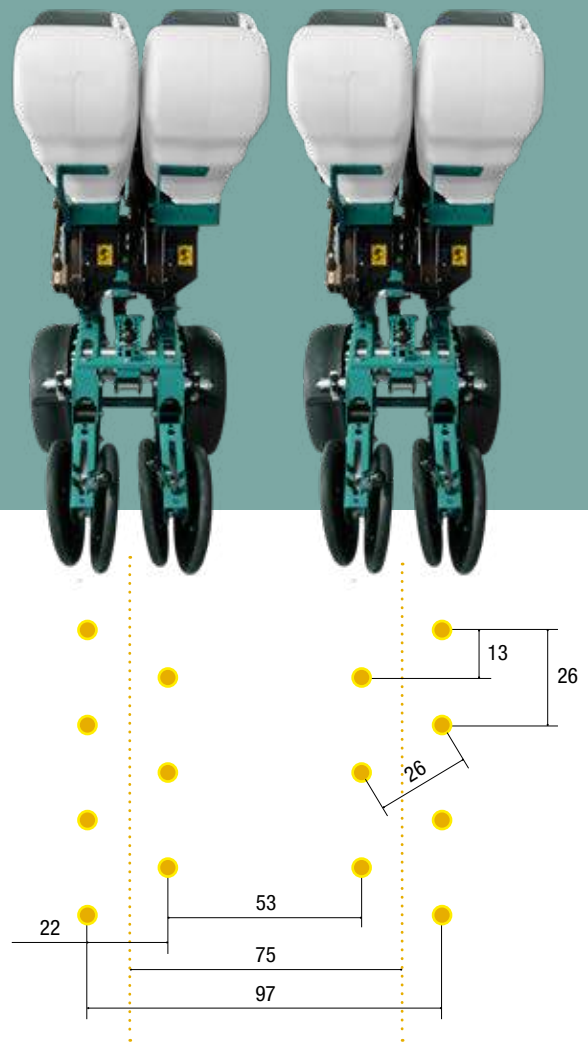
MS TWIN

Increasing production using the same surface area is now possible thanks to ARBOS' innovative twin row planter.

By changing the sowing density and the genetics of the plant through the quincunx or "zig-zag" sowing, the productive yield per hectare is increased without having to change the equipment already in the company (such as cultivators and collection bars), since the row spacing is the same as the one for maize (70-75cm).

Planting Unit

MS TWIN is the twin row precision planting unit of the MS 8000 range, with double disc coulters, allowing the twin rows to sow using the quincunx technique. The ARBOS MS TWIN unit allows a sowing distance of 22 cm between the twin rows.



Investment 105,000 seeds/ha

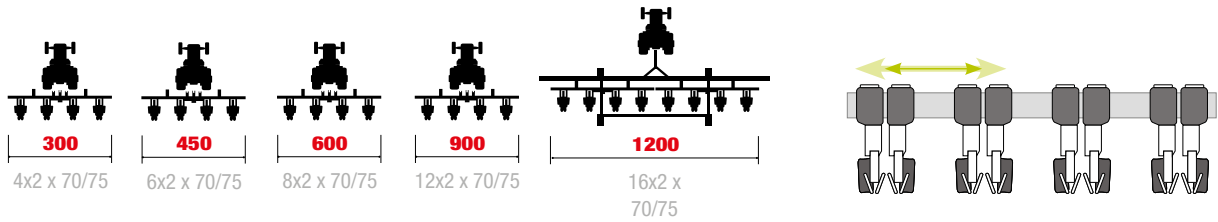
Advantages

- The mounted units are aligned and not offset.
- No obstruction between the narrow gauge wheels.
- Little distance between the tool bar and the planting unit with subsequent lighter load on the lifter.
- Synchrony of the twin rows kept constant as the sowing distance varies.
- Possibility of excluding rows from sowing.

MS TWIN Rigid tool bar Hydraulic vertical folding tool bar

MS TWIN is the twin row precision planting unit of the MS 8000 range, with double disc coulters, allowing the twin rows to sow using the quincunx technique.

The ARBOS MS TWIN unit allows a sowing distance of 22 cm between the twin rows. Also available with Easy-Set frame.



available with Easy-Set tool bar from 53 cm to more than 70/75 cm

N° OF ROWS	ROW SPACING (cm)	TOOL BAR (cm)	WEIGHT (kg)		POWER REQUIRED (Hp)	CAPACITY (L)		
			BASE	FERTIL		SEED	MICRO	FERTIL
4x2	53/70/75	300	1270	1450	100-110	400	100	2x215
6x2	53/70/75	450	1480	1760	110-120	600	150	2x215
8x2	53/70/75	600	1870	2250	130-140	800	200	2x700
12x2-S	53/70/75	900	3100	3650	140-150	1200	300	2x900
16X2-3XL	53/70/75	1200	9000	10000	200-250	1120	-	4x900

75 cm (30") rows
75.000 seed/ha

75 cm (30") rows
90.000 seed/ha

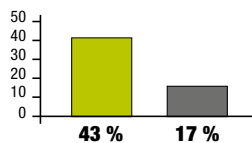
75 cm (30") rows
95.000 seed/ha

75 cm (30") rows
105.000 seed/ha

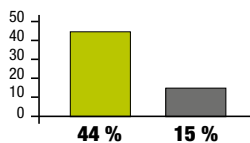
■ The root system has much room to grow and reaches more soil area useful for the nutrient supply.

■ The roots find little growing space and the close plants competition decreases the amount of nutrients and moisture they can feed from.

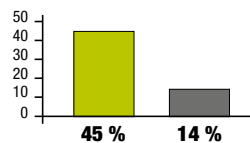
The table highlights the rooting area available in each row system



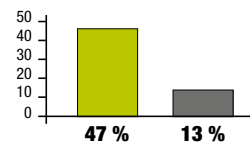
75.000 seed/ha
30.000 seed/ac



90.000 seed/ha
36.500 seed/ac



95.000 seed/ha
38.000 seed/ac



105.000 seed/ha
42.500 seed/ac

75 cm (30") rows - Seed population per ha and ac

■ TWIN ROW ■ Single row

Your equipment remains the same

It is not necessary to adapt or change any equipment, ARBOS TWIN ROW planting unit, is done at 70 or 75 cm row spacing as for traditional crops.



ROW CROP CULTIVATOR



ROW CROP FERTILIZER



CROP BOOM SPRAYER



SELF-PROPELLED SPRAYERS



FORAGE HARVESTER



COMBINE HARVESTER

Suitable to plant many different crops

The ARBOS TWIN row planting sprouted for planting maize for seeding, soybeans, sunflowers, sorghum, oil seed rape, peanuts, rapeseed, cotton and also vegetables seed.



MAIZE



SOYBEANS



SUNFLOWERS



SORGHUM



OIL SEED RAPE



PEANUTS

SEED DRILL

Seed drills

In addition to the precision planters, ARBOS produces a wide range of drill machines for cereals, forage and rape on worked or semi-worked soil.



MEK

The MEK range offers mechanical drill machines for cereals, suitable for prepared soil. It's available with a working width from 2,5 m to 4 m.



MEK-X

The mechanical drill machines for cereals of MEK-X range are compact and maneuverable. This machine is suitable for lightly worked soil.



MSD 2.0 ELEKTRO

These machines are pneumatic drill machines for cereals with electric dosage and automatic calibration. The sowing dose can be varied while working.

MEK Mechanical drillmachine for cereals

Mechanical drill machine for cereals, rapeseed, soy, lucerne and other forage in rows on prepared soil.

This is a compact drill machine with single disc unit, and has a working width from 2,5 m to 4 m.



MODEL	N° OF ROWS	ROW SPACING MAX	TOOL BAR	WEIGHT	POWER REQUIRED	CAPACITY	
						SEED	
		(cm)	(cm)	(kg)	(hp)	(L)	
MEK 250	17	14.7	250	540	50	420	
MEK 250	19	13.2	250	550	50	420	
MEK 250	21	12.0	250	560	70	420	
MEK 300	19	15.8	300	625	50	500	
MEK 300	21	14.3	300	640	70	500	
MEK 300	23	13.0	300	655	70	500	
MEK 300	25	12.0	300	670	70	500	
MEK 350	25	14.0	350	740	70	585	
MEK 350	27	13.0	350	755	90	585	
MEK 350	29	12.0	350	770	90	585	
MEK 400	29	13.8	400	840	90	670	
MEK 400	31	12.9	400	855	100	670	
MEK 400	33	12.0	400	870	100	670	

MEK-F Mechanical drillmachine for cereals

Mechanical drill machine for cereals, rapeseed, soy, lucerne and other forage in rows on prepared soil.

This is a compact drill machine with single disc unit and fertilizer, and has a working width from 2,5 m to 4 m.




MODEL	N° OF ROWS	ROW SPACING MAX	TOOL BAR	WEIGHT	POWER REQUIRED	CAPACITY	
						SEED	FERTIL
		(cm)	(cm)	(kg)	(hp)	(L)	
MEK-F 250	17	14.7	250	590	50	283	137
MEK-F 250	19	13.2	250	600	50	285	137
MEK-F 250	21	12.0	250	610	70	283	137
MEK-F 300	19	15.8	300	675	50	330	170
MEK-F 300	21	14.3	300	690	70	330	170
MEK-F 300	23	13.0	300	705	70	330	170
MEK-F 300	25	12.0	300	720	90	330	170
MEK-F 350	25	14.0	350	800	90	380	205
MEK-F 350	27	13.0	350	815	90	380	205
MEK-F 350	29	12.0	350	830	100	380	205
MEK-F 400	29	13.8	400	890	100	450	220
MEK-F 400	31	12.9	400	905	100	450	220
MEK-F 400	33	12.0	400	920	100	450	220

MEK-X Mechanical drillmachine for cereals

Mechanical drill machine for cereals, rapeseed, soy, lucerne and other forage in rows on lightly worked soil.

This is a compact drill machine with spring coulter, and has a working width of 3 m.



MODEL	N° OF ROWS	ROW SPACING MAX	TOOL BAR	WEIGHT	POWER REQUIRED	CAPACITY	
						SEED	
		(cm)	(cm)	(kg)	(hp)	(L)	
MEK-X 300	20	14.9	300	890	50	705	
MEK-X 300	21	14.2	300	898	70	705	
MEK-X 300	23	12.9	300	912	70	705	
MEK-X 300	25	11.8	300	926	90	705	

MEK-XF Mechanical drillmachine for cereals

Mechanical drill machine for cereals, rapeseed, soy, lucerne and other forage in rows on lightly worked soil.

This is a compact drill machine with spring coulter and fertilizer, and has a working width of 3 m.

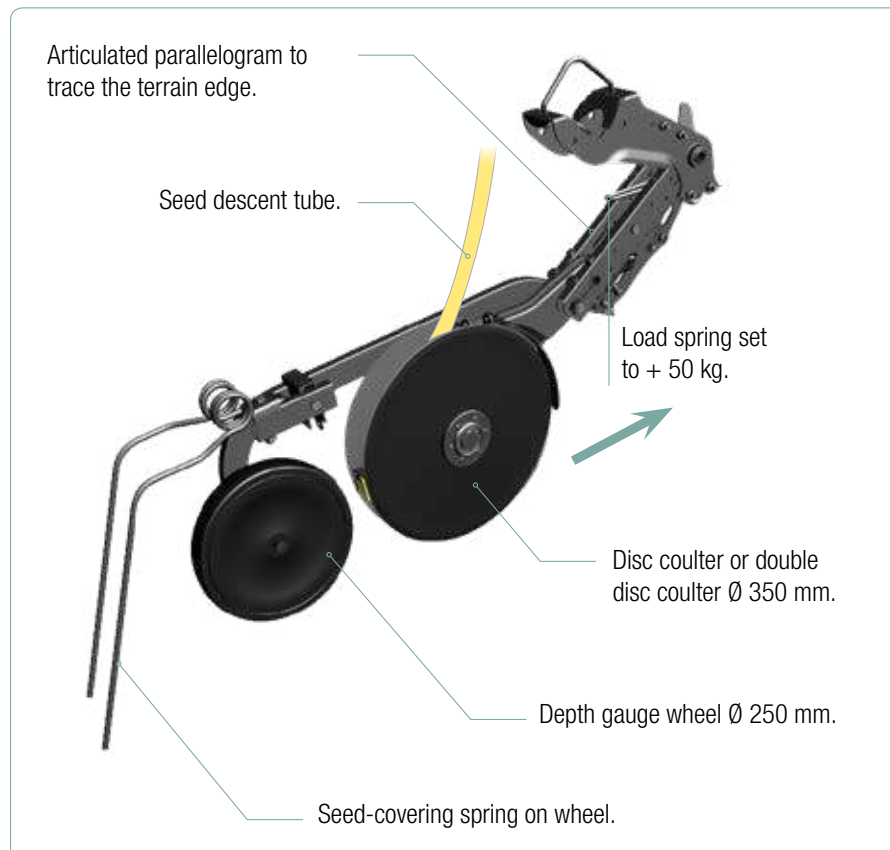


MODEL	N° OF ROWS	ROW SPACING MAX	TOOL BAR	WEIGHT	POWER REQUIRED	CAPACITY	
						SEED	FERTIL
		(cm)	(cm)	(kg)	(hp)	(L)	
MEK-XF 300	20	14.9	300	920	50	390	315
MEK-XF 300	21	14.2	300	928	70	390	315
MEK-XF 300	23	12.9	300	942	70	390	315
MEK-XF 300	25	11.8	300	956	90	390	315

PNEUMATIC DRILLMACHINE FOR CEREALS



Double disc unit with depth gauge wheel



Available planting units



Single disc unit and anti-clogging device.



Single disc unit and depth gauge wheel.



Double disc unit and depth gauge wheel.

● MAGIC DRILL



Single sprocket
for very small seeds.

Sprockets for large
seeds.

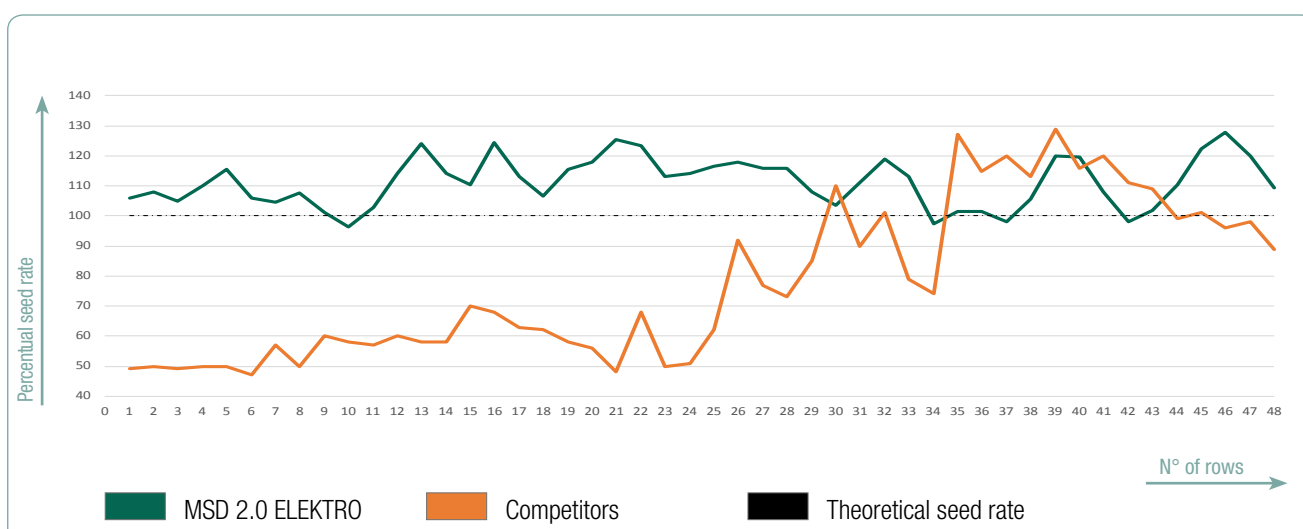


Adjustable feelers.

One metering unit for all seed types

The dosing system has been developed to guarantee optimal performance and consistent distribution for all types of seed. The MagicDrill seed distributor is made up of variable cell sprockets that can be used individually, for very small seeds, or together for doses up to 400 kg/ha.

Choosing the most appropriate sprocket is really easy and requires only a few, simple manual movements.

The 4 distributors can be fully inspected, to optimise and reduce cleaning to a minimum. The sowing test is also easy to carry out, thanks again to the clearance space around the distributors.



Distribution test

Seed distribution is perfectly divided up between the 4 sowing distributors and 4 mixing heads (average error of 6% as compared to 26% for competitors). This excellent solution reduces dosing errors to a minimum across the whole operating width. In addition, the 4 sowing sections can be excluded singularly, where there is overlap.

(Test performed: Rapeseed; dose 5Kg/ha; speed 12kph)

MSD 2.0 ELEKTRO Hydraulic folding tool bar

Pneumatic seed drill for sowing in rows in prepared or semi prepared soil. The working width ranges from 5 m to 6 m with a standard row distance of 12,5 cm (other row distances available if requested). The 4 dispensers are powered by an electric motor and controlled by the X4 sowing monitor. This monitor allows the seed density to be changed quickly, by setting the desired value. It also controls the sowing flow for each section. The tramline and seed exclusion functions are optional and can be integrated with the X4 monitor.



MODEL	N° OF ROWS	ROW SPACING MAX	TOOL BAR	WEIGHT		POWER REQUIRED	CAPACITY
				DISC	D. DISC		SEED
		(cm)	(cm)	(kg)		(hp)	(L)
MSD-2.0 E 50	32	15.0	270/500	1440	1690	90-100	1300
MSD-2.0 E 50	36	13.9	270/500	1490	1790	90-100	1300
MSD-2.0 E 50	40	12.5	270/500	1550	1880	100-110	1300
MSD-2.0 E 60	40	15.0	270/600	1600	1920	100-110	1300
MSD-2.0 E 60	44	13.6	270/600	1670	2020	100-110	1300
MSD-2.0 E 60	48	12.5	270/600	1750	2110	100-110	1300



Electric dosage

Electric dosage is managed via an X4 control monitor, supplied as standard with the MSD 2.0 ELEKTRO. The 4 MagicDrill sowing distributors operate via a reliable electric motor, meaning calibration is automatic. This means the sowing dose can be varied while working.

The X4 monitor, in addition to adjusting the seed investment, also functions as hectarecounter, it is preconfigured to exclude the 4 seeding sections and the tram-line.

It also manages independently the PRESTART and PRESTOP function. This means a field can be started and finished, sowing perfectly right to the outer edge.

Function monitor X4

- Seeding check alarm
- Partial and total hectare counter
- Working speed
- Blower RPM sensor
- Seed level sensor
- Tramline set-up
- Section excluder set-up
- Seeder Pre-Start, Pre-Stop



SEED DRILL COMBINED WITH POWER HARROW



Pneumatic fan hydraulic drive, tractor dependent. The required continuous oil flow is 40 L/min with direct back-flow to the tank.

Seed tank
Large tank 1300 L.



PTO shaft with cam clutch (STANDARD).

MK
Power harrow model MK 270.

PAKER roller Ø 550 mm.

Available planting units



Single disc unit and anti-clogging device.



Single disc unit and depth gauge wheel.



Double disc unit and depth gauge wheel.



MSD 2.0 COMBI

MSD 2.0 COMBI seeder is particularly compact to reduce the strain on the lifter to a minimum, thereby reducing the ground compaction.

Combined ARBOS seeders allow you to prepare, level and cement the ground so as to be able to sow in one go.

This versatile machine reduces operating times.



Row marker
Hydraulic automatic row marker (OPTIONAL).

Transport lights and reflection panels (STANDARD).

Loading platform.



Monitor X4

The dispensers are powered by an electric motor and controlled by the X4 sowing monitor. This monitor allows the seed density to be changed quickly, by setting the desired value. It also controls the sowing flow for each section. The tramline and seed exclusion functions are optional and can be integrated with the X4 monitor.

MK Power harrow

To ensure excellent performance even in difficult conditions where there are crop residues, our machines are designed and built with an optimal distance between the tooth-holder support and the harrow box. This means a significant amount of residue and any stones can pass through easily, avoiding running into troublesome blockages. The teeth on the harrow also ensure optimal penetration including in difficult ground, maintaining a constant working depth. The Paker roller with a diameter of 550 mm is suitable for medium-to-hard terrain; it is extremely versatile and can be used in combination with the seeder.



MODEL	N° BLADES	DEPTH WORK (cm)	WIDTH (cm)		RPM ROTOR (rpm)		POWER REQUIRED POWER HARROW (hp)	WEIGHT POWER HARROW (kg)
			WORK	TRANSPORT	540	1000		
MK 180/300	24	10 - 30	294	300	300	359	110-150	1675
MK 180/350	28	10 - 30	342	348	348	359	110-180	1870
MK 180/400	32	10 - 30	390	396	396	359	120-180	2060
MK 270/300	24	10 - 30	294	300	-	365	150-270	1745
MK 270/350	28	10 - 30	342	348	-	365	150-270	1920
MK 270/400	32	10 - 30	390	396	-	365	160-270	2100

Power harrow accessories



Kit rigid track eradicator.



Kit NO STOP spring track eradicator.



Superfast equipment, power harrow.

MSD 2.0 COMBI

Seed drill combined with power harrow

Pneumatic seed drill for sowing in rows in prepared or semi-prepared soil. The working width ranges from 3,0 m to 4 m with a standard row distance of 12,5 cm. The dispensers are powered by an electric motor and controlled by the X4 sowing monitor. This monitor allows the seed density to be changed quickly, by setting the desired value. It also controls the sowing flow for each section. The tramline and seed exclusion functions are optional and can be integrated with the X4 monitor.



MODEL	N° OF ROWS	ROW SPACING	TOOL BAR	WEIGHT			POWER REQUIRED	CAPACITY
				DISC	DISC+DEPTH GAUGE WHEELS	D. DISCO+DEPTH GAUGE WHEELS		SEED
		(cm)	(cm)	(kg)			(hp)	(kg)
MSD-C 300/180	18	16.6	300	2290	2360	2400	140-190	1300
MSD-C 300/180	20	15.0	300	2320	2400	2450	140-190	1300
MSD-C 300/180	24	12.5	300	2390	2480	2540	140-190	1300
MSD-C 350/180	20	17.5	350	2560	2640	2700	160-210	1300
MSD-C 350/180	24	14.5	350	2630	2720	2790	160-210	1300
MSD-C 350/180	28	12.5	350	2660	2760	2830	160-210	1300
MSD-C 400/180	24	16.6	400	2780	2860	2930	180-230	1300
MSD-C 400/180	28	14.5	400	2850	2950	3030	180-230	1300
MSD-C 400/180	32	12.5	400	2920	3030	3120	180-230	1300
MSD-C 300/270	18	16.6	300	2370	2430	2470	180-250	1300
MSD-C 300/270	20	15.0	300	2400	2470	2520	180-250	1300
MSD-C 300/270	24	12.5	300	2460	2550	2610	180-250	1300
MSD-C 350/270	20	17.5	350	2650	2710	2770	200-270	1300
MSD-C 350/270	24	14.5	350	2700	2790	2860	200-270	1300
MSD-C 350/270	28	12.5	350	2750	2830	2900	200-270	1300
MSD-C 400/270	24	16.6	400	2780	2860	2930	220-270	1300
MSD-C 400/270	28	14.5	400	2850	2950	3030	220-270	1300
MSD-C 400/270	32	12.5	400	2920	3030	3120	220-270	1300

PNEUMATIC SEED DRILLS MINIMUM TILL & NO-TILL

Tank

Seed and fertiliser tank with loading platform. Total capacity 3000 L. (AS-F Version: 2000 L for seed, 1000 L for fertilizer).

Blower

Hydraulic blower for pneumatic seed transportation (40 L/min).



Seed and fertilizer metering unit

Volumetric and independent seed and fertilizer metering unit with divided distribution for each seeding row.




Road transport wheels

Low pressure transport wheels (600/50-R22,5 for UST 450 and 700/50-R22,5 for UST 600)

Compression wheels

Compression roller to adjust depth, with 17x8.00-R8 low-pressure wheels in correspondence with every coulter.



Planting unit carriers

Planting units fitted on independent, floating carriers. The system allows you to follow the edge of the land, uniformly distributing the load via a hydraulic system.



Depth gauge wheels

Front wheels 26x12-12 low pressure, to adjust the seed depth.

Tractor linkage

3-point hitch, II and III cat., with rotation joint.

Planting unit

Optimal planting units distance, on 5 ranks.
Clearance form the ground of 600 mm allowing optimal flow of the crop residue.

Tool bar

Foldable frame for transportation on the road.
Transportbreite weniger als 3,0 m.

UST Pneumatic seed drills minimum till & no-till

The AS-UST Air Seeders are developed for conservation tillage sowings of all kind of winter cereals, OSR, forage seeds and cover crops.



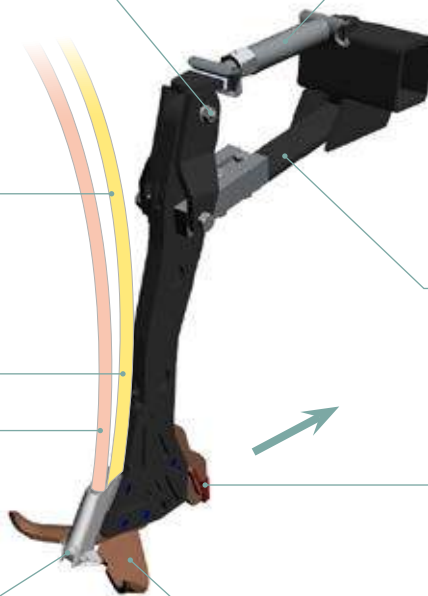
MODEL	N° OF ROWS	ROW SPACING MIN	TOOL BAR	WEIGHT	POWER REQUIRED	CAPACITY	
						SEED	FERTIL
		(cm)	(cm)	(kg)	(hp)	(L)	
DIREKTA 450-F	15	15.0	290/450	4280	130-150	2000	1000
DIREKTA 600-F	20	15.0	300/600	5200	170-200	2000	1000

Safety bolts: the connection system ensures protection of the element from stones and other debris.



Each seed line is prearranged with a photocell to control the flow and prevent any obstructions from forming.

Seed
Fertilizer



Mechanical jack to change the inclination angle of the sowing unit.

Articulate parallelogram to follow the soil profile.

Push rod with tungsten carbide insert for a long-term duration.

Seed/fertiliser diffuser.

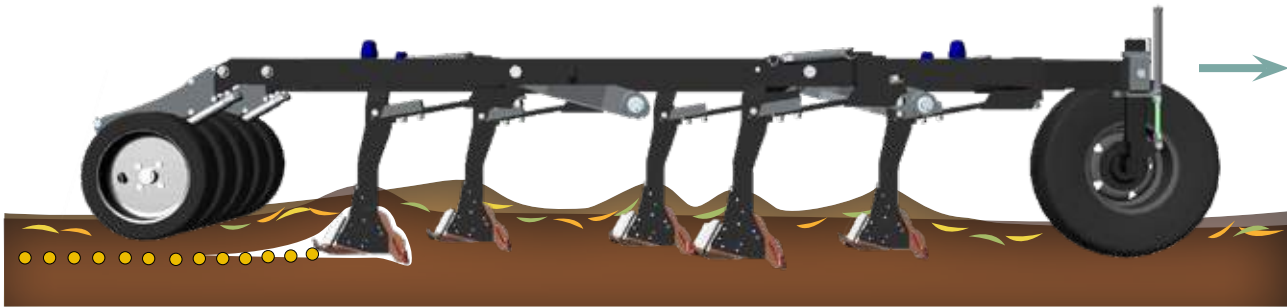
23 cm wings.

Sequence of introducing the sowing unit into the ground

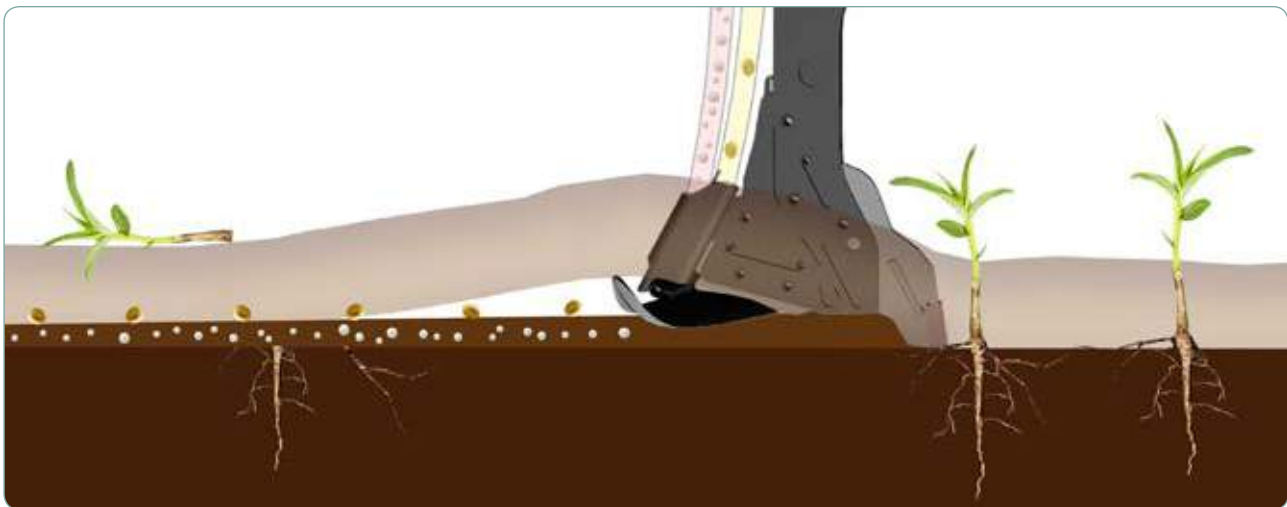


Agronomic advantages of conservative agriculture through the UST seeder

- Reduction of disturbance to the soil improving the structure of the terrain and increasing the mineralisation of the organic substance, facilitating the development of organisms and other benefits.
- Protection of the ground from erosion and no waste of mineral nutrients.
- Increase in the moisture retention capacity of the soil
- Nutrient elements available from the first stage of development with subsequently less need for fertilizers in the crop growing phase.
- Better water drainage and more rapid growth of crops
- Effective mechanical control of weeds



The AS-UST planting unit with little wings allows to get a furrow by raising a layer of soil. This layer then drops off over the seed after the passage of the planting unit. This technology enables the seed to be planted without any contact with soil remains. Moreover, the little wings grant an efficient mechanical weeding.



The sowing unit keeps the crop residue at the surface in order to prevent contact with the seed inside the furrow; effective mechanical control of weeds.

Advantages compared to no-till sowing with a double disc coulters

Less power used and reduction in consumption

With the UST seeder, lower traction power is required at equal working widths, Thanks to the number of coulters elements used. Less power translates into less consumption of fossil fuel.

Parts subject to wear

The disc seed planting system assembly subjects many working parts to wear and requires spare parts for correct machinery maintenance.

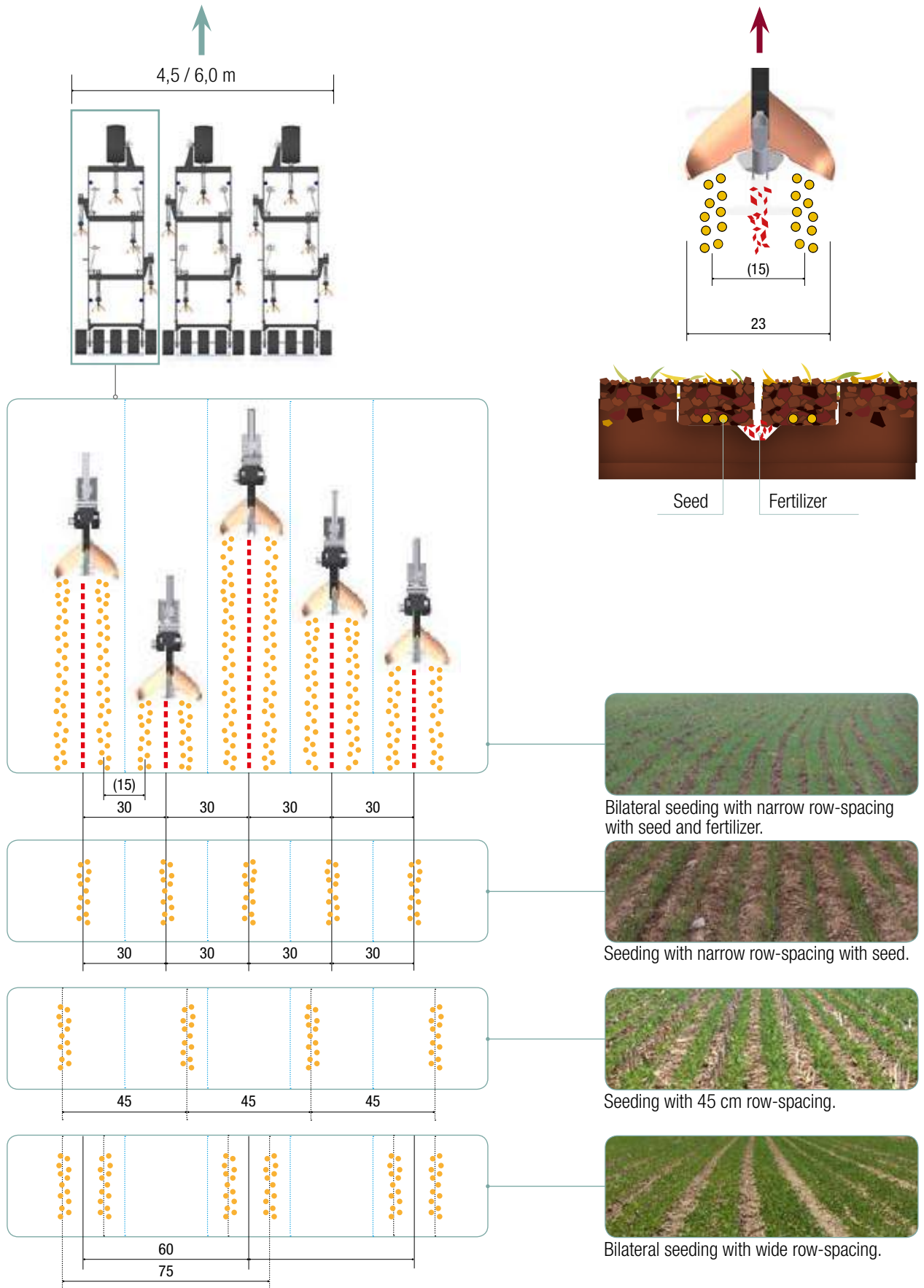
Thanks to the simplicity of the construction of the UST seeder coulters element, only a few spare parts are required, all of which are reasonably priced.

In terms of agronomics

The no-till disc system which sows and/or cuts the crop residue with the subsequent mixing of the terrain together with seed planting limits the development of the root system and plant growth.

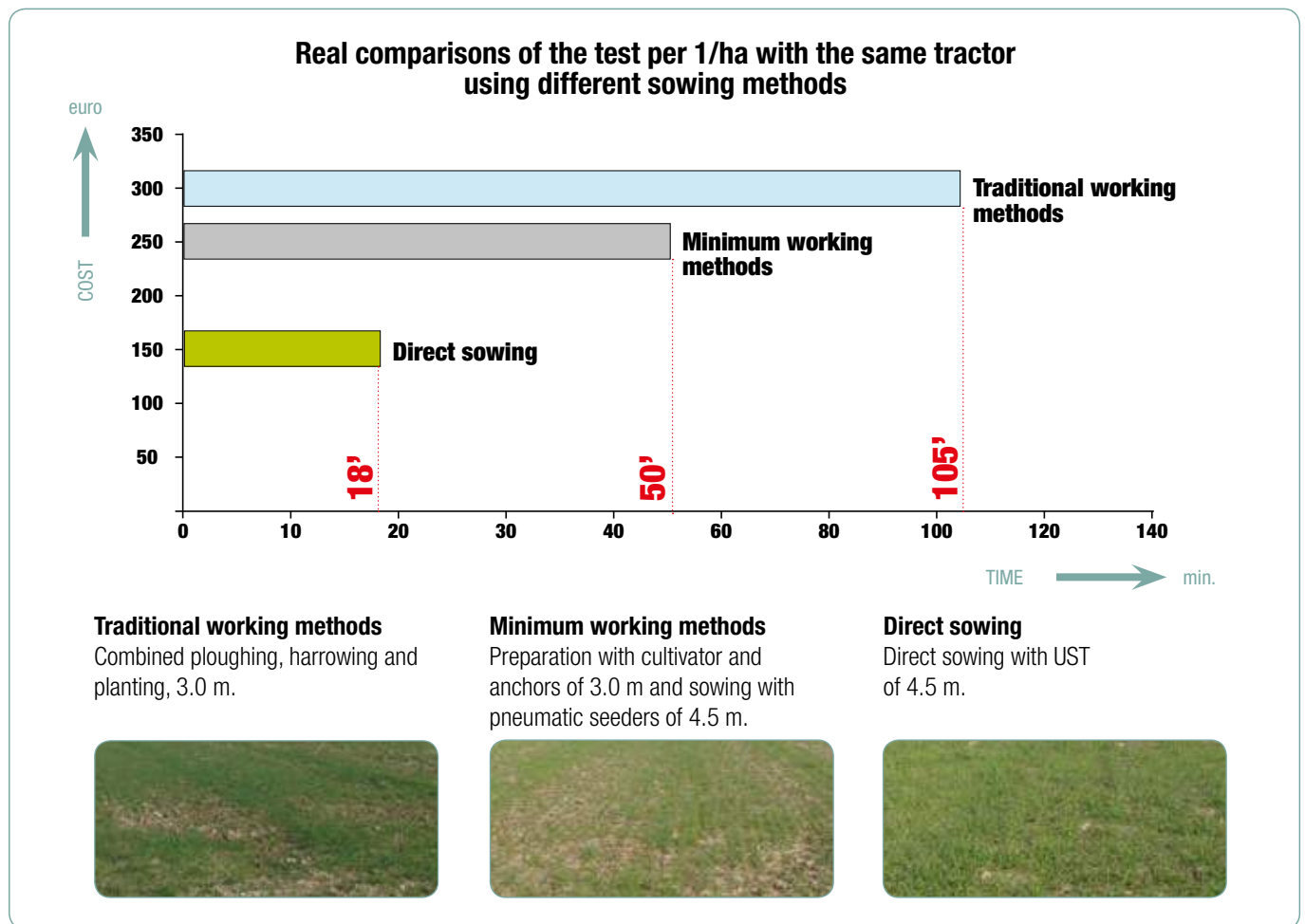
Row spacing available

The bilateral seed diffuser and the 30 cm distance between the centre points of the coulters makes different seed row spacing possible. Below are some examples.



Version available with different row distances, obtained by the exclusion of outlets, planting metering units or planting units.

Financial advantages



Financial benefits provided by the UST seeder

Time

Time saved always translates into money save. By eliminating ploughing, harrowing, work with disc harrows and the preparation of the land for sowing, means saving an average of 50% compared to traditional working techniques and approximately 30% when compared to minimum working methods.

Spare parts

The UST seeder offers an extremely low maintenance cost per Ha, thanks to the smaller number of parts which are subject to wear.

BIO Crops

The UST no-till sowing which is also used for BIO crops facilitates the growth of the root system of specific plants.

Versatility

The versatility of the UST allows most existing crops to be sown such as soya, cereals, forage, cover crop. For this reason it can be defined as a universal seeder.



ROW CROP CULTIVATOR

Tank fertilizer
Stainless steel tank
from 215, 600, 1000 L.



UNICA row crop cultivator

The ARBOS UNICA series cultivator are machines built for inter-row work on main crops.

They are appreciated for their robustness, reliability over time and operational versatility.

The absence of welding joints in the body of the element enhances its structural resistance, of particular value when working on more difficult soil. Inter-row distances are those commonly used; customized inter-row distances are available on request.



Direction guide discs
(OPTIONAL).

UNICA PVI Vertical folding tool bar


Cultivator with hydraulic vertically-folding tool bar, designed for farmers who need to frequently move from one field to another.



N° OF ROWS	ROW SPACING	N° OF TINES	TOOL BAR	WEIGHT		POWER REQUIRED	CAPACITY		
				BASE	FERTIL		215	600	1000
	(cm)		(cm)	(kg)		(hp)	(L)		
6	45÷50	3	255/330	750	900	70	-	1 X 600	1 X 1000
7	45÷50	3	255/375	810	980	70	-	1 X 600	1 X 1000
8	45÷50	3	255/430	880	1050	80	-	1 X 600	1 X 1000
12	45÷50	3	255/670	1000	1190	90	-	1 X 600	1 X 1000
4	70÷80	5	255/350	450	600	60	-	1 X 600	1 X 1000
6	70÷80	5	255/510	790	930	70	-	1 X 600	1 X 1000
7	70÷75	5	300/555	860	1000	70	-	1 X 600	1 X 1000
8	70÷80	5	255/670	930	1150	80	-	1 X 600	1 X 1000

UNICA SUPER-L Triple rigid tool bar

A cultivator with triple rigid frame, conceived for big farms. The main feature of this model is the robustness of the element-bearing frame, required in order to guarantee functionality under any conditions, considering its working width of over 12 m.



N° OF ROWS	ROW SPACING	N° OF TINES	TOOL BAR	WEIGHT		POWER REQUIRED	CAPACITY		
				BASE	FERTIL		215	600	1000
	(cm)		(cm)	(kg)		(hp)	(L)		
24	45	3	1150	2380	2760	150	-	4 X 600	-
16	70	5	1150	1980	2350	150	-	4 X 600	-

FERTILIZERS



Painting

Polyester powder coating in 8 stages on the hopper, frame, grid and filter.

Accessories



Left and right hydraulic or electric border kit.



TOPCON X25 TOUCH 8" touch-screen color monitor



MCA-W/MCA-W ELEKTRO
Stainless steel dual conveyor for crops with row spacing.



MCA-W/MCA-W ELEKTRO
Fixed or manual opening cover.



MMX-MMX ELEKTRO
Manual or hydraulic opening cover.



Parking wheels kit.



MMX Series
Vanes with wear-protection treatment in Tungsten carbide, 18-36 m swath width.

Hopper bottom, spreading discs, nuts and bolts, agitators and opening discs in stainless steel.


Auto-calibrating, non-stop weighing system with 4 load cells calculate the different fertilizer characteristics extremely accurately and reliably, including when it's in motion.

MCA-W Double disc mounted fertilizer spreader - 10/18 m

The MCA-W fertilizer spreader is a compact, accurate machine. It is used for distributing granular, powder and pellet chemical fertilizers. The particular shape of the hopper limits the maximum clearance width to 1.10 meters, thus allowing the fertilization of crops with extremely narrow planting layout. The OPTIONAL adjustable conveyor allows spreading widths ranging from 2 to 5 m.

The spreader unit, nuts and bolts, and opening discs are made from stainless steel to prevent corrosion and prolong the life of the product. Standard hydraulic actuators allow to stop the spreading on one side of the machine (right or left) when working along the edges of the field or near sensitive areas (waterways or roads).



MODEL	CAPACITY	WORKING WIDTH	PTO	SIZE (AxBxC) 	TANK		WEIGHT
					PAINTED	INOX	
	(L)	(m)	(r.p.m)	(cm)			(kg)
MCA-W 600	590	10/18	540	110 x 98 x 130	•	•	200
MCA-W PLUS 600	590	10/18	540	110 x 98 x 148	•	•	200


MCA-W ELEKTRO Double disc mounted fertilizer spreader - 10/18 m

The MCA-W ELEKTRO fertilizer spreader is a compact, accurate machine. It is used for distributing granular, powder and pellet chemical fertilizers. The particular shape of the hopper limits the maximum clearance width to 1.10 meters, thus allowing the fertilization of crops with extremely narrow planting layout.

The ELEKTRO system allows you to adjust the opening of the dosing sections automatically, according to the tractor speed and the current flow characteristics of the minerals used for fertilization.

Due to automatic filtering, the 4 load cells calculate the different characteristics extremely accurately and reliably, including when in motion.




MODEL	CAPACITY	WORKING WIDTH	PTO	SIZE (AxBxC) 	TANK		WEIGHT
					PAINTED	INOX	
	(L)	(m)	(r.p.m)	(cm)			(kg)
MCA-W E 600	590	10/18	540	110 x 98 x 148	•	•	200

MMX Double disc mounted fertilizer spreader - 18/36 m

The MMX fertilizer spreader is a compact, accurate machine. It is used for distributing granular, powder and pellet chemical fertilizers. The spreader unit, nuts and bolts, and opening discs are made from stainless steel to prevent corrosion and prolong the life of the product. It reaches a spreading width of up to 36 m. Standard hydraulic actuators allow to stop the spreading on one side of the machine (right or left) when working along the edges of the field or near sensitive areas (waterways or roads).




MODEL	CAPACITY	WORKING WIDTH	PTO	SIZE (AXBXC) 	WEIGHT
	(L)	(m)	(r.p.m)	(cm)	(kg)
MMX 1500	1500	18/36	540	220 x 125 x 160	600
MMX 3200	3200	18/36	540	280 x 154 x 160	630
MMX/P 1500	1500	18/36	540	220 x 125 x 160	600
MMX/P 3200	3200	18/36	540	280 x 154 x 160	630

MMX ELEKTRO Double disc mounted fertilizer spreader - 18/36 m

The MMX ELEKTRO fertilizer spreader is a compact, accurate machine. It is used for distributing granular, powder and pellet chemical fertilizers. The ELEKTRO system allows you to adjust the opening of the dosing sections automatically, according to the tractor speed and the current flow characteristics of the mineral s used for fertilisation. Due to automatic filtering, the 2 load cells calculate the different characteristics extremely accurately and reliably, including when it's in motion.




MODEL	CAPACITY	WORKING WIDTH	PTO	SIZE (AXBXC) 	WEIGHT
	(L)	(m)	(r.p.m)	(cm)	(kg)
MMX-E 1500	1500	18/36	540	220 x 125 x 178	600
MMX-E 3200	3200	18/36	540	280 x 154 x 178	630

MMX SMART Double disc mounted fertilizer spreader - 18/36 m

The MMX SMART fertilizer spreader is the most high-tech machine. It is used for distributing granular, powder and pellet chemical fertilizers. The SMART system allows to make the most out of the ISOBUS standard. Due to automatic filtering, the 2 load cells calculate the different characteristics extremely accurately and reliably, including when it's in motion.



MODEL	CAPACITY	WORKING WIDTH	PTO	SIZE (AXBXC) 	WEIGHT
	(L)	(m)	(r.p.m)	(cm)	(kg)
MMX-S 1500	1500	18/36	540	220 x 125 x 178	600
MMX-S 3200	3200	18/36	540	280 x 154 x 178	630

SPRAYERS

MBS EVO

MBS EVO

ARBOS MBS mounted sprayers are available with three different sizes of tank, with nominal capacities of 800, 1000 and 1200 L respectively. They are all equipped with a 120 L rinse tank and a 20 L personal wash tank. All sprayers are equipped with a high-resistance steel frame, which has gone through a process of cataphoresis and then been painted with a powder coating, making it suitable for liquid fertilisation treatments. The spray booms operate using a hydraulic mechanism, with working widths of 12, 15, 16 and 18 m.

They are provided with aluminum arms with protected sprays inside and Hydro-pneumatic, self-levelling, shock-absorbing pendulum system with hydraulic automatic locking shock-absorbing springs.

Self-lubricating bushings

Sprayer bar with articulations with self-lubricating bushings.



Bar retainers

Road safety to prevent the unintentional opening of the bars. The arms can only be hydraulically moved when the bars are lifted.

Rinse tank

Polyethylene tank containing clean water for rinsing, 120 L capacity.

Main spray tank

Main spray tank in high-density polyethylene, 800/1000/1200 L (nominal).

Personal wash tank

Personal wash tank in high-density polyethylene, 20 L.



Nozzles

Fan-spray nozzles, dual fan-spray nozzles and nozzles for liquid fertilisation – ASJ and TEEJET.



Movement

Independent opening of the right arm, left arm, alignment corrector and lift.



Shock-absorbing system

Shock-absorption of the hydro-pneumatic bar.



Aluminium bar

Bolted bar with aluminium profile. Sprays fully protected inside the structure.

Electro-hydraulic functions

Electro-hydraulic actuation system of the bar with alignment corrector as standard



Self-levelling lock

Compensation system to self-level the bar even in the event of alternating closure of the arms.

Self-levelling

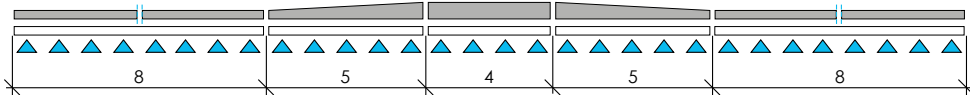
Pendulum self-levelling system with springs and shock-absorbers.



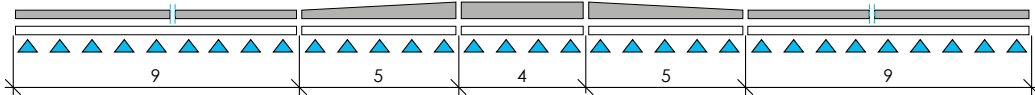
Boom: 12 m, 5 sections, number of nozzles 6 - 4 - 4 - 4 - 6



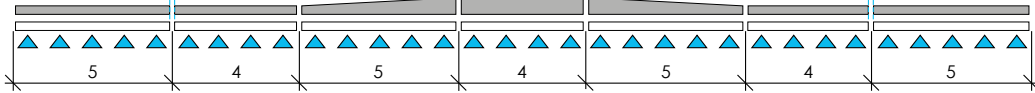
Boom: 15 m, 5 sections, number of nozzles 8 - 5 - 4 - 5 - 8



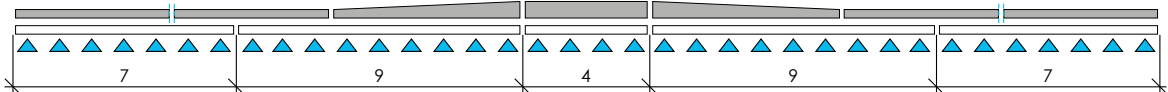
Boom: 16 m, 5 sections, number of nozzles 9 - 5 - 4 - 5 - 9




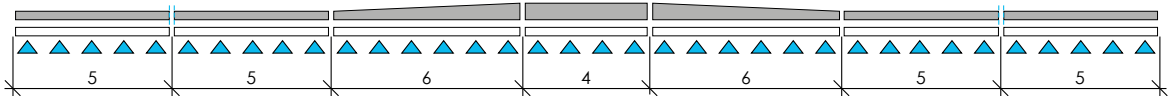
Boom: 16 m, 7 sections, number of nozzles 5 - 4 - 5 - 4 - 5 - 4 - 5



Boom: 18 m, 5 sections, number of nozzles 7 - 9 - 4 - 9 - 7




Boom: 18 m, 7 sections, number of nozzles 5 - 5 - 6 - 4 - 6 - 5 - 5




MBS EVO Mounted sprayers

The ARBOS MBS EVO mounted sprayers consist of a main spray tank, available in three different nominal capacities: 800/1000/1200 L. The hydraulic boom is available in widths of 15, 16 and 18 m.

This boom works particularly well on the edge of a field or when manoeuvring in tight fields, reducing damage to crops to a minimum.



MODEL	CAPACITY NOMINAL	CAPACITÀ EFECTIVE	BOOM	BOOM SECTIONS	FLOW NOMINAL PUMP	SIZE (AXBXC) 	WEIGHT
	(L)	(L)	(m)		(L/min)	(cm)	(kg)
MBS EVO 800	800	894	12	5	168	245 x 270 x 160	880
MBS EVO 800	800	894	15	5	168	245 x 270 x 160	900
MBS EVO 800	800	894	16	5	168	245 x 320 x 160	915
MBS EVO 800	800	894	16	7	168	245 x 320 x 160	920
MBS EVO 1000	1000	1077	15	5	168	245 x 270 x 160	910
MBS EVO 1000	1000	1077	16	5	168	245 x 320 x 160	925
MBS EVO 1000	1000	1077	16	7	168	245 x 320 x 160	930
MBS EVO 1000	1000	1077	18	5	168	245 x 320 x 160	945
MBS EVO 1000	1000	1077	18	7	168	245 x 320 x 160	950
MBS EVO 1200	1200	1311	15	5	168	245 x 270 x 160	920
MBS EVO 1200	1200	1311	16	5	168	245 x 320 x 160	935
MBS EVO 1200	1200	1311	16	7	168	245 x 320 x 160	940
MBS EVO 1200	1200	1311	18	5	168	245 x 320 x 160	955
MBS EVO 1200	1200	1311	18	7	168	245 x 320 x 160	960



FRONT TANK FOR MBS SPRAYER




The FTS front tank is an extension of the MBS range sprayers, aimed to increase the machine autonomy and to balance weights.


The equipment for the connection to MBS sprayers (provided as standard), allows for simultaneous filling of the FTS front tank and the sprayer, through the pre-mixer. All the tanks are made of high density polyethylene.

FTS Front tank for MBS sprayer

The FTS front tank is available with a nominal capacity of 800 L. The machine is equipped with an hydraulic operating diaphragm pump. Agitation, transfer and cleansing can be easily operated from the tractor cabin through the standard control board. Detachable wheels to facilitate the machine parking and the coupling to the tractor front lifter are also provided as standard.



MODEL	NOMINAL CAPACITY	EFFECTIVE CAPACITY	PUMP FLOW RATE	DIMENSIONS (AxBxC) 	DRY WEIGHT	POWER REQUIRED
	(L)	(L)	(L/min)	(cm)	(kg)	(Hp)
FTS 800	800	860	135	195 x 122 x 108	245	50



ELECTRONIC AGRICULTURAL EQUIPMENT



ARBOS designs and produces a wide range of computers to check and control the sowing and the fertilizer distribution.

ELECTRONIC EQUIPMENT

MONITOR	PRECISION PLANTER	SEED DRILL	FERTILIZER	SPRAYER	FUNCTION
 ISOBUS	✓	✓			Sowing control system based on ISOBUS standard (ISO 11783). Fully compatible with any tractor/monitor with ISOBUS technology. <ul style="list-style-type: none"> - Sowing control up to 16 rows of seeds - Exclusion up to 12 rows, manual and tramline (OPTIONAL)
 MONOTRONIC 32	✓	✓			<ul style="list-style-type: none"> - Seeding check alarm - Partial and total hectare counter - Working speed - Average seed distance on each row - Average seed population on each row - Seeding control up to 36 rows
 AE-X	✓				Device which can be attached to precision pneumatic sowing machines to exclude one or more seed rows.
 X4		✓			<ul style="list-style-type: none"> - Seeding check alarm - Partial and total hectare counter - Working speed - Blower RPM sensor - Seed level sensor - Tramline set-up - Section excluder set-up - Seeder Pre-Start, Pre-Stop
 VIRTUAL TERMINAL X25	✓	✓	✓		<ul style="list-style-type: none"> - Simple, intuitive and user-friendly interface - Full capability to map and manage data - Bright, sunlight readable multi-touch display, with information boxes that can be re-positioned - Easy to install on the most common vehicles on the market, in manual and autonomous drive mode - Possibility to export map of boundaries, coverage, applications record - Integrated complete UT ISO and TC ISO
 VIRTUAL TERMINAL X35	✓	✓			VIRTUAL TERMINAL X35 offers the same functions of X25, and moreover: <ul style="list-style-type: none"> - Remote support for technical assistance - Horizon XTEND: to view all mobile devices - Variable rate control (VRC) up to 8 products - Standard GNSS if connected to receivers SGR-1/AGI-4 - Autonomous section control (ASC) for a maximum of 200 sections - ISOBUS with functions: UT, TC-BAS, TC-GEO and TC-SC - Possibility to connect up to 6 cameras
 XTRONIC 400				✓	<ul style="list-style-type: none"> - Spraying computer and driving guide with 5.7" high-resolution TFT screen - Variable application management and job export via maps in Shape format - Automatic closure of boom sections to avoid overlap and treatment outside of the field - Management of multiple users, tools and tractors - A hectare counter
 XTRONIC 180 S				✓	<ul style="list-style-type: none"> - Automatic adjustment via the flow detector - Automatic closure of the general valve below the minimum working speed set by the user - Visual and sound alarms - Temporary increase and decrease in the quantity of liquid being distributed - A hectare counter







ARBOS

ARBOS GROUP S.p.A. a s.u.
Via Canale, 3 - 41012 Migliarina di Carpi - Modena - Italy • T +39 0522 640111 - F +39 0522 699002
arbos.com