



黄海金马40-65系列轮式拖拉机零件图册

® HHJM 40-65 SERIES WHEELED TRACTOR PARTS CATALOGUE

马恒达悦达（盐城）拖拉机有限公司

Mahindra Yuca (Yancheng) Tractor Co., Ltd.

## 编 制 说 明

### Explanation

《黄海金马—40~65 系列轮式拖拉机零件图册》是根据我公司研制开发的新型轮式拖拉机产品图样编写的，供国内外用户选购零件时参考，也可帮助用户了解该系列拖拉机的结构和装配关系。

图册中每张图样后都附有零件明细表，标有各种零件的代号，中、英文名称及数量。

由于不同国家和地区的使用要求不同，同时，产品处于不断地改进和发展中，本图册中的少数零部件图可能与出厂产品实物有所出入，敬请用户注意。本图册如有错误，待再版补正，敬希用户鉴谅。

《Huanghai JinMa—40~65 Wheeled Tractor Parts Catalogue》is complied according to the drawing of new series products we are developing and manufacturing at present . It serves as a guide to help our users understand the construction and the relation of assembly.

Every drawing in catalogue is appended with specific parts form including different Part No. , Parts Name in Chinese and English and Quantity.

As nations and regions have different request of use and improvement of product is bound to be made from time to time , drawings may not fully conform to the actual parts supplied , please care for it . If there are some errors in this catalogue , we will modify , please refer to the new edition.

马恒达悦达(盐城)拖拉机有限公司  
Mahindra Yueda (Yancheng) Tractor Company Ltd.

## 目 录

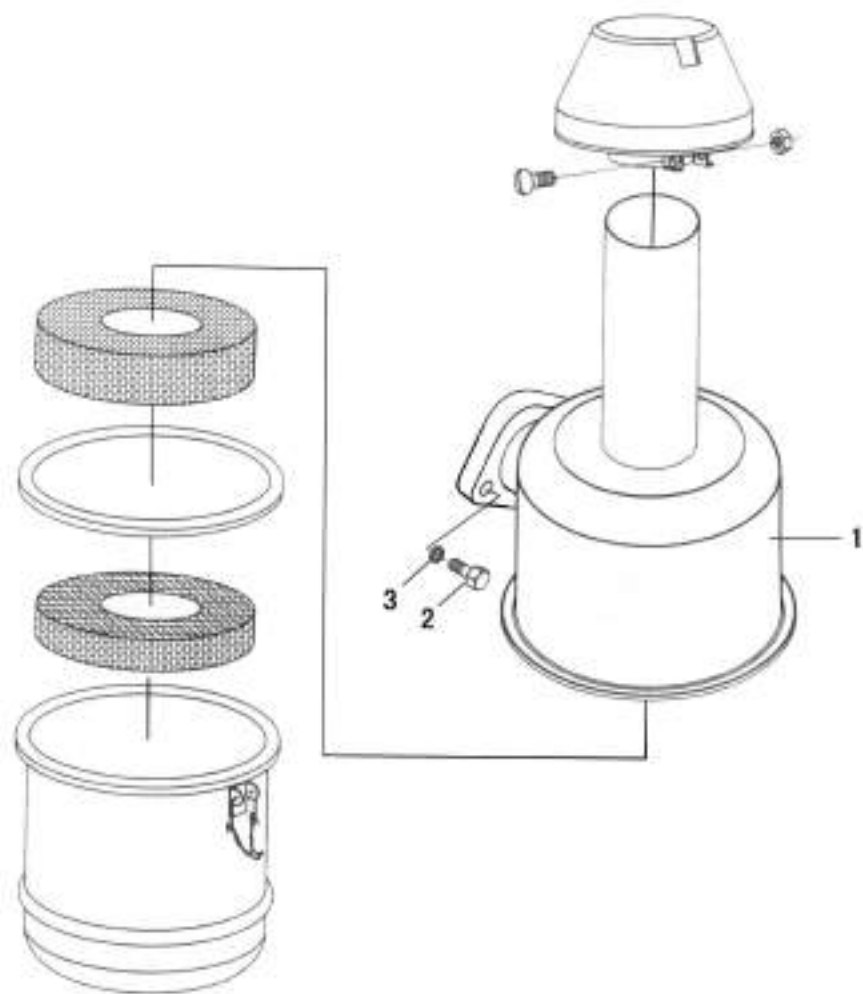
序号 Ser.No.	名称	Name	页号 page
1	空气滤清器总成(I)	Air Filter Assembly(I)	1-2
2	空气滤清器总成(II)	Air Filter Assembly(II)	3-4
3	空气滤清器总成(III)	Air Filter Assembly(III)	5-6
4	冷却系总成	Cooling System Assembly	7-9
5	消声器总成	Exhaust System	10-11
6	发动机操纵机构总成	Control Mechanism Assembly of the Engine	12-14
7	单作用离合器(一)	Single stage clutch (A)	15-16
8	单作用离合器(二)	Single stage clutch (B)	17-18
9	双作用离合器(I)	Dual Stage Clutch(I)	19-21
10	双作用离合器(II)	Dual Stage Clutch(II)	22-24
11	托架及套管	Bracket and Sleeve	25-26
12	付套管及前轮毂	Front Axle Arm and Front Wheel Hub	27-28
13	纵横拉杆	Drag Link and Tie Rod	29-31
14	前配重及支架	Front Ballast and Braket	32-33
15	横拉杆(四轮驱动)	Drag Link and Tie Rod(Four wheel drive)	34-35
16	前中央传动(一)(四轮驱动)	Front Central Drive (A) (Four wheel drive)	36-38
17	前中央传动(二)(四轮驱动)	Front Central Drive (B) (Four wheel drive)	39-41
18	前末端传动总成(四轮驱动)	Front Final Drive Assembly (Four wheel drive)	42-45
19	导向轮	Directive Wheel	46-47
20	前驱动轮(四轮驱动)	Front Driving Wheel (Four wheel drive)	48-49
21	驱动轮	Driving wheel	50-52
22	牵引总成(I)	Drawbar(I)	53-54
23	牵引总成(II)	Drawbar(II)	55-56

## 目 录

序号	名称	Name	页号
Ser.No.			page
24	摆式牵引总成	Pendulum Drawbar	57-58
25	过桥变速箱总成 (一)	Intermediate Axle and Transmission(A)	59-61
26	过桥变速箱总成 (二)	Intermediate Axle and Transmission(B)	62-64
27	过桥变速箱总成 (三)	Intermediate Axle and Transmission(C)	65-68
28	梭行档变速箱总成(一)	Gearbox Assembly with shuttle-Action Gear Change (A)	69-70
29	梭行档变速箱总成(二)	Gearbox Assembly with shuttle-Action Gear Change (B)	71-74
30	梭行档操纵机构	Control Mechanism of shuttle-Actoin Gear Change	75-77
31	后桥总成	Rear Axle	78-81
32	差速器及差速锁	Differential and Differential Lock	82-84
33	爬行档操纵机构	Creeper Control Mechanism	85-86
34	动力输出	Power Take-off	87-89
35	最终传动总成	Final Transmission	90-92
36	转向器及方向盘总成	Steering Gear and Steering-Wheel Assembly	93-95
37	全液压转向系统总成(I)	Power Steering Assembly(A)	96-100
38	全液压转向系统总成(II)	Power Steering Assembly(B)	101-105
39	分动箱总成 (四轮驱动)	Transfer Case (Four wheel Drive)	106-109
40	制动器及操纵机构总成	Brake and Operation Mechanism	110-112
41	驾驶座总成(I)	Seat(I)	113-114
42	驾驶座总成(II)	Seat(II)	115-116
43	折叠式安全架总成	Foldable Protective Structuer	117-118
44	发动机罩壳总成	Hood	119-120
45	前面板总成	Front baffle	121-122
46	左右护板总成	Mud Shield (Left and Right)	123-124

## 目 录

序号	名称	Name	页号
Ser.No.			page
47	左右地板总成	Step (Left and Right)	125-126
48	电器系统总成 (一)	Electrical System(A)	127-130
49	电器系统总成 (二)	Electrical System(B)	131-133
50	工具箱总成	Tool Box	134-135
51	燃油箱总成(I)	Fuel Tank(A)	136-137
52	燃油箱总成(II)	Fuel Tank(B)	138-140
53	液压油泵及管路总成 (I)	Pump and Pipe(A)	141-143
54	液压油泵及管路总成 (II)	Pump and Pipe(B)	144-146
55	液压输出总成(I)	Hydraulic Take-off pipe (I)	147-148
56	液压输出总成(II)	Hydraulic Take-off pipe (II)	149-150
57	液压输出总成(III)	Hydraulic Take-off pipe (III)	151-152
58	提升器总成	Lift Assembly	153-158
59	悬挂机构总成	Suspension Mechanism	159-161
60	分配器总成	Distributor Assembly	162-165
61	气刹装置总成	Air Brake Device	166-168
62	冷却系总成(II)	Cooling System Assembly II	169-170

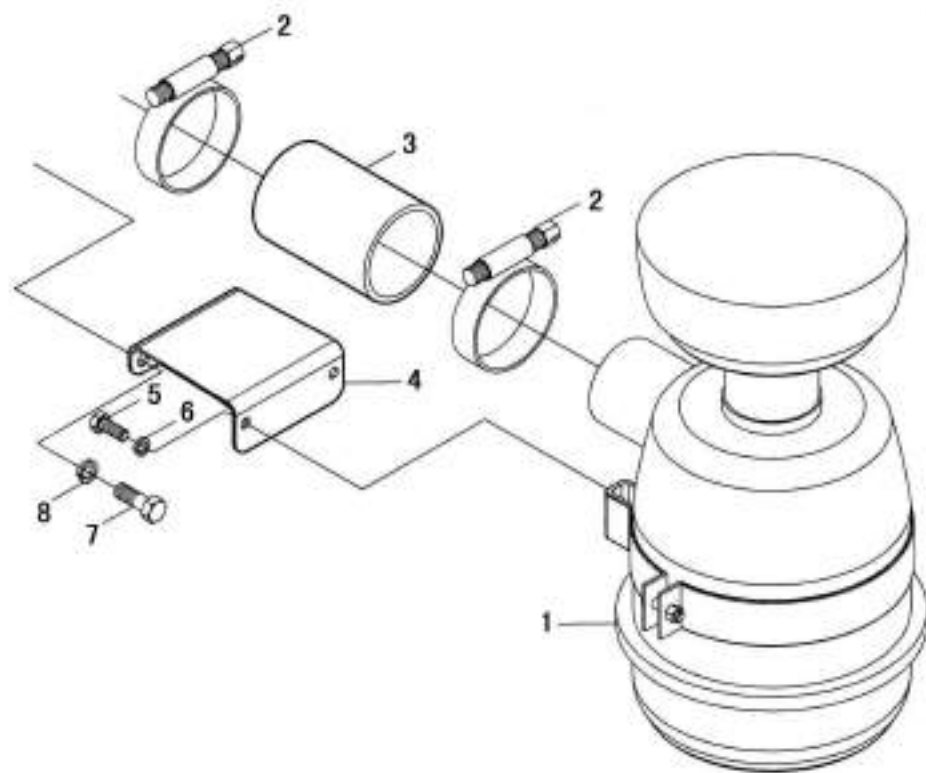


空气滤清器总成 (I)  
Air Filter Assembly (I)

空气滤清器总成 ( I )

Air Filter Assembly ( I )

序号 Ser.No.	代号 Part No.	名称	Name	数量 Qty.												
				400	404	450	454	500	504	550	554	600	604	650	654	
1	SL2105.11.010	TY395空滤器总成	TY395 Air filter assembly	1	1											
	SL2105.11.010A-1	K4100空滤器总成	K4100 Air filter assembly			1	1									
2	GB/T 5783	螺栓M8×25	Bolt M8×25	2	2	2	2									
3	GB/T 93	垫圈8	Washer 8	2	2	2	2									



空气滤清器总成 (II)  
Air Filter Assembly (II)



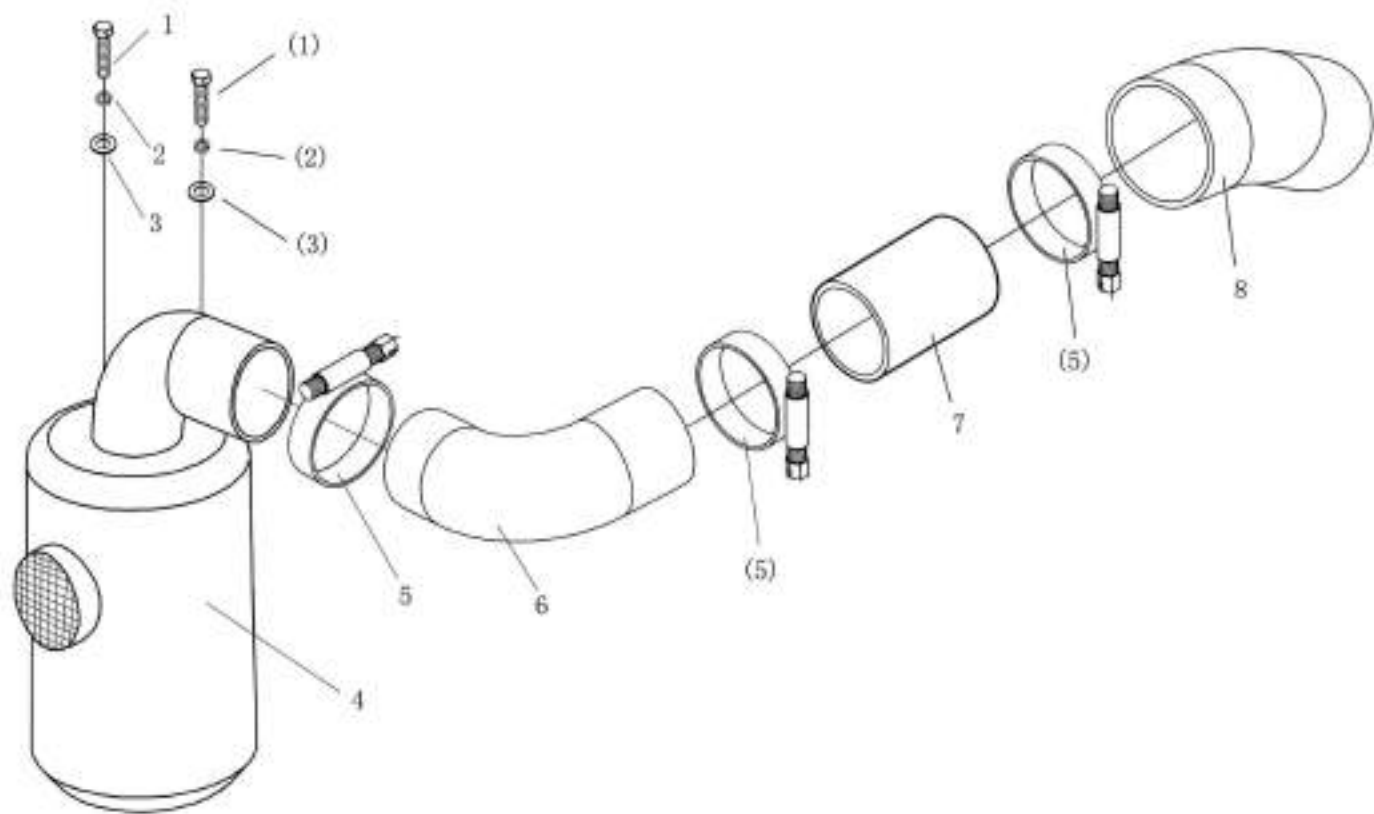
## 空气滤清器总成 ( II )

### Air Filter Assembly ( II )

序号 Ser.No.	代号 Part No.	名称	Name	数量 Qty.											
				400	404	450	454	500	504	550	554	600	604	650	654
1	700.11.010	KY250J6空滤器总成	Air filter assembly					1	1	1	1	1	1	1	1
2	ZBJ15001	喉箍D90	Clamp D90					2	2	2	2	2	2	2	2
3	700.11.102	进气胶管	Air hose							1(b)	1(b)	1(b)	1(b)	1	1
	SL4105BT.109	进气胶管	Air hose					1(a)	1(a)	1(a)	1(a)	1(a)	1(a)		
4	SL4105BT.015-1	空滤器支架焊合件	Support weldment					1	1	1	1	1	1	1	1
5	GB/T 5783	螺栓M8×20	Bolt M8×20					2	2	2	2	2	2	2	2
6	GB/T 93	垫圈8	Washer 8					2	2	2	2	2	2	2	2
7	GB/T 5783	螺栓M10×25	Bolt M10×25					2	2	2	2	2	2	2	2
8	GB/T 93	垫圈10	Washer 10					2	2	2	2	2	2	2	2

a: SL4100BT、SL4105BT

b: YTR4105T



空气滤清器总成 (III)  
Air Filter Assembly (III)

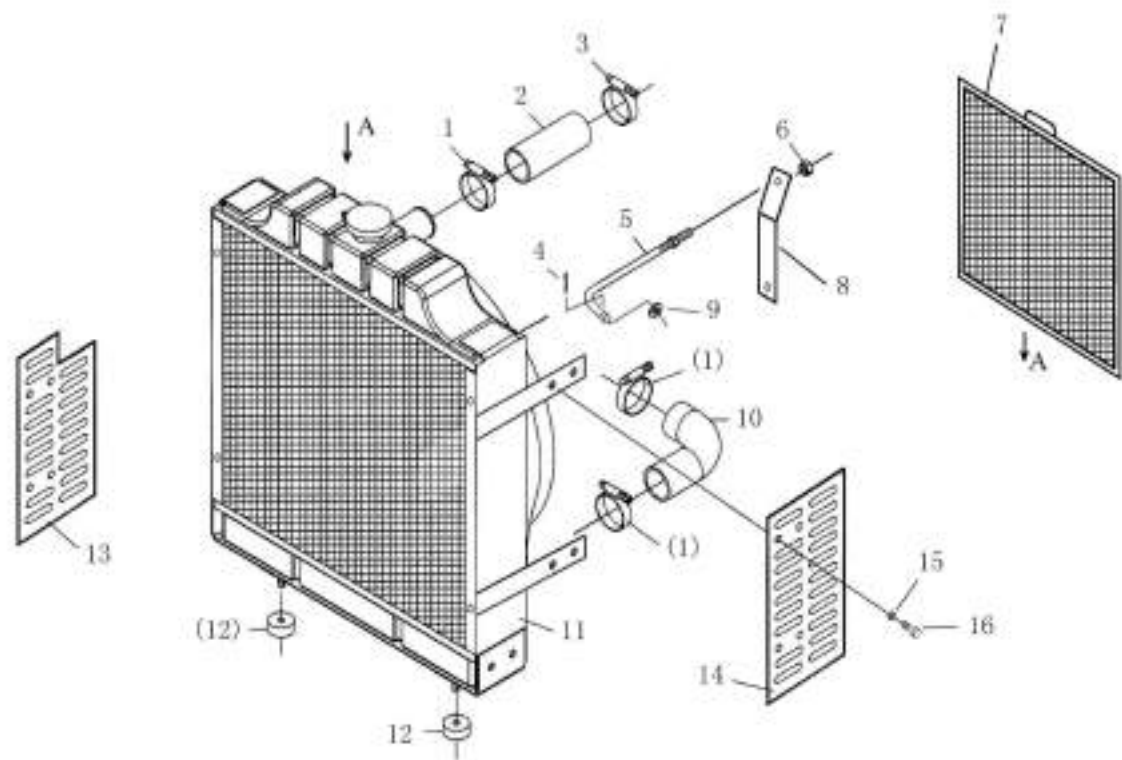
空气滤清器总成 (III)

Air Filter Assembly (III)

序号 Ser.No.	代号 Part No.	名称	Name	数量 Qty.											
				400	404	450	454	500	504	550	554	600	604	650	654
1	GB/T 5783	螺栓M8×20	Bolt M8×20	2	2	2	2	2	2	2	2	2	2		
2	GB/T 93	垫圈8	Washer 8	2	2	2	2	2	2	2	2	2	2		
3	GB/T 97.1	垫圈8	Washer 8	2	2	2	2	2	2	2	2	2	2		
4	TY395.11.010A	空滤器总成	Air filter assembly	1	1	1	1	1(a)	1(a)						
	SL4105BT.030A	空滤器总成	Air filter assembly					1(b)	1(b)	1	1	1	1		
5	ZBJ15001	喉箍D70	Clamp D70	4	4	4	4	4(a)	4(a)						
								2(b)	2(b)	2	2	2	2		
6	TY395.104	橡胶管	Hose	1	1	1	1	1(a)	1(a)						
7	TY395.105-2	进气管	Hose	1	1	1	1	1(a)	1(a)						
8	SL3105BT.202	进气胶管	Hose	1	1	1	1	1(a)	1(a)						
	SL4105BT.118	进气胶管	Hose					1(b)	1(b)	1	1	1	1		

a:495BT/498BT

b:SL4100BT



冷却系总成  
Cooling System Assembly

## 冷却系总成

### Cooling System Assembly

序号 Ser.No.	代号 Part No.	名称	Name	数量 Qty.											
				400	404	450	454	500	504	550	554	600	604	650	654
1	ZBJ15001	喉箍38-50	Clamp D38-50	1	1	1	1	1	1	1(c)	1(c)	1(c)	1(c)		
	ZBJ15001	喉箍35-51	Clamp D35-51							1(d)	1(d)	1(d)	1(d)	1	1
2	SL3105BT.201	上水管	Inlet Hose of water tank	1(a)	1(a)	1(a)	1(a)								
	495BT.101-2	上水管	Inlet Hose of water tank	1(b)	1(b)	1(b)	1(b)	1(b)	1(b)						
	SL4105BT.105	上水管	Inlet Hose of water tank					1(c)	1(c)	1(c)	1(c)	1(c)	1(c)		
	YTR4105T56.015	上水管	Inlet Hose of water tank							1(d)	1(d)	1(d)	1(d)	1	1
3	ZBJ15001	喉箍38-50	Clamp D38-50	1	1	1	1	1	1						
	ZBJ15001	喉箍35-51	Clamp D35-51					1(b)	1(b)	1(b)	1(b)	1(b)	1(b)		
	ZBJ15001	喉箍50-65	Clamp D50-65							1(d)	1(d)	1(d)	1(d)	1	1
4	GB/T 91	开口销2×16	Pin 2×16	1	1	1	1	1	1	1	1	1	1	1	1
5	TY395.106	水箱拉杆	Bolt	1(a)	1(a)	1(a)	1(a)								
	JD490T.110	水箱拉杆	Bolt	1(b)	1(b)	1(b)	1(b)	1(b)	1(b)						
	YTR4105T.100	水箱拉杆	Bolt					1(c)	1(c)	1(c)	1(c)	1(c)	1(c)		
6	GB/T 6170	螺母M8	Nut M8							1(d)	1(d)	1(d)	1(d)	1	1
7	SL3105.13.130-1	挡草板(选装)	Front skit(Selected by user)	1	1	1	1	1(b)	1(b)						
	SL4105BT.130-1	挡草板(选装)	Front skit(Selected by user)					1(c)	1(c)	1	1	1	1	1	1
8	Y385.10.200	水箱拉杆支架	Bracket	1(a)	1(a)	1(a)	1(a)								
	SL4105BT.020	水箱拉杆支架	Bracket					1(c)	1(c)	1(c)	1(c)	1(c)	1(c)		
9	GB/T 97.1	垫圈8	Wsher 8	1	1	1	1	1	1	1	1	1	1	1	1
10	SL3105BT.203	下水管	Outlet hose kf water tank	1(a)	1(a)	1(a)	1(a)	1(c)	1(c)	1	1	1	1	1	1
	495BT.102	下水管	Outlet hose kf water tank	1(b)	1(b)	1(b)	1(b)	1(b)	1(b)						
11	SL3105.12.010-3	YC400散热器	Water tank Assembly	1(a)	1(a)	1(a)	1(a)								
	495BT.010-3	YC500A散热器	Water tank Assembly	1(b)	1(b)	1(b)	1(b)	1(b)	1(b)						

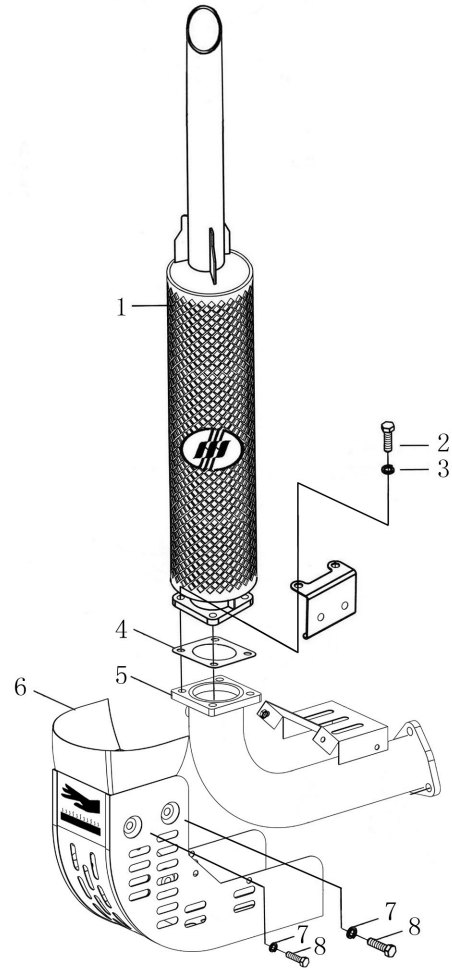
a:SL3105BT/3105ABT b:490BT/495BT/498BT c:SL4100BT/SL4105BT d:YTR4105T56

续. 冷却系总成

Cont.Cooling System Assembly

序号 Ser.No.	代号 Part No.	名称	Name	数量 Qty.											
				400	404	450	454	500	504	550	554	600	604	650	654
	SL4105BT.010-4	YC550B散热器	Water tank Assembly					1(c)	1(c)	1	1	1(c)	1(c)		
	SL4105ABT010-1	YC600散热器	Water tank Assembly									1(d)	1(d)	1	1
12	BL-178	橡胶垫块	Rubber Washer	2	2	2	2	2	2	2	2	2	2	2	2
13	SL3105.12.102	防护罩	shield	1	1	1	1	1(b)	1(b)						
	YTR4105T.12.100	防护罩I	shield I					1(c)	1(c)	1	1	1	1	1	1
14	495BT.12.100	防护罩I	shield I	1	1	1	1	1(b)	1(b)						
	495BT.12.101	防护罩II	shield II					1(c)	1(c)	1	1	1	1	1	1
15	GB/T 93	垫圈8	Wsher 8	8	8	8	8	8	8	8	8	8	8	8	8
16	GB/T5783	螺栓M8×20	Bolt M8×20	8	8	8	8	8	8	8	8	8	8	8	8

a:SL3105BT/3105ABT b:490BT/495BT/498BT c:SL4100BT/SL4105BT d:YTR4105T56



排气系统总成  
Exhaust System

# 排气系统总成

## Exhaust System

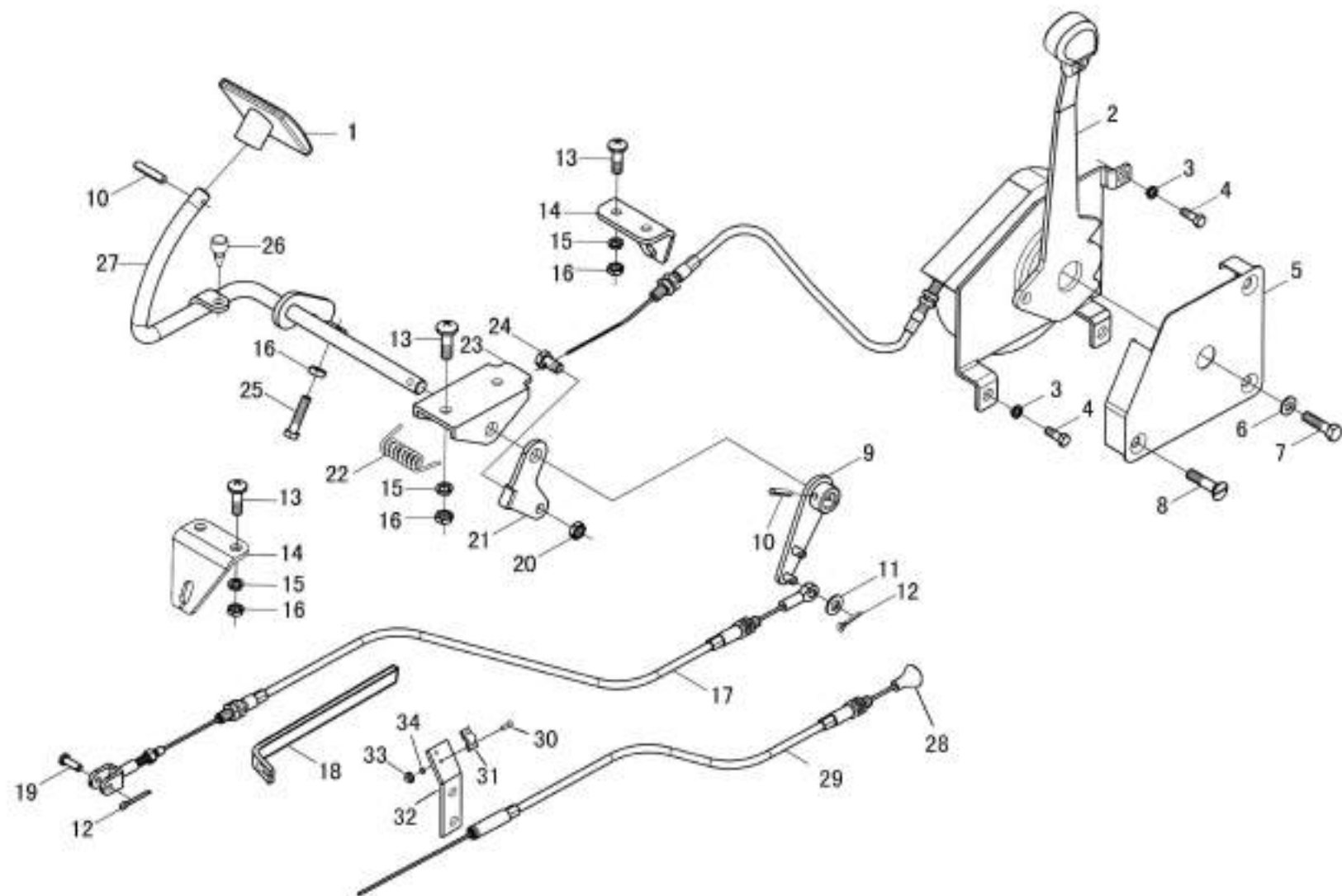
序号 Ser.No.	代号 Part No.	名称	Name	数量 Qty.											
				400	404	450	454	500	504	550	554	600	604	650	654
1	SL2105.10.010-1	消声器	Muffler	1	1	1	1	1(a)	1(a)						
	700.22.001	消声器	Muffler					1(b)	1(b)	1	1	1	1	1	1
2	GB/T 5783	螺栓M8×25	Bolt M8×25	4	4	4	4	4(a)	4(a)						
	GB/T 5783	螺栓M10×25	Bolt M10×25					4(b)	4(b)	4	4	4	4	4	4
3	GB/T 93	垫圈8	Washer 8	4	4	4	4	4(a)	4(a)						
	GB/T 93	垫圈10	Washer 10					4(b)	4(b)	4	4	4	4	4	4
4	Y385.19	消声器垫片	Muffler washer	1	1	1	1	1(a)	1(a)						
	700.22.103	排气管垫片	Muffler washer					1(b)	1(b)	1	1	1	1	1	1
5		消声器弯管	Muffler elbow	1	1	1	1	1	1	1	1	1	1	1	1
6	TY395.10.003	消声器防护罩	Protecting sleeveI,Muffler	1	1	1	1	1(a)	1(a)						
	SL4105.10.003	消声器防护罩	Protecting sleeveI,Muffler					1(b)	1(b)	1(b)	1(b)	1(b)	1(b)		
	YTR4105T.10.003	消声器防护罩	Protecting sleeveI,Muffler							1(C)	1(C)	1(C)	1(C)	1	1
7	GB/T 93	垫圈6	Washer 6	6	6	6	6	6	6	6	6	6	6	6	6
8	GB/T 5783	螺栓M6×16	Bolt M6×16	6	6	6	6	6	6	6	6	6	6	6	6

a:495BT/498BT

b:SL4100BT/SL4105BT

C:YTR4105T





发动机操纵机构总成  
Engine Control Mechanism

## 发动机操纵机构总成

### Control Mechanism Assembly of the Engine

序号 Ser.No.	代号 Part No.	名称	Name	数量 Qty.											
				400	404	450	454	500	504	550	554	600	604	650	654
1	700.20.101	脚踏板	Foot pedal	1	1	1	1	1	1	1	1	1	1	1	1
2	400.20.023	卷尺式手油门总成	Hand throttle assembly	1	1	1	1	1	1	1	1	1	1	1	1
3	GB/T 93	垫圈6	Washer 6	3	3	3	3	3	3	3	3	3	3	3	3
4	GB/T 5783	螺栓M6×16	Bolt M6×16	3	3	3	3	3	3	3	3	3	3	3	3
5	400.20.127	手油门盖	Cover hand throttle	1	1	1	1	1	1	1	1	1	1	1	1
6	GB/T 96	垫圈10	Washer 10	1	1	1	1	1	1	1	1	1	1	1	1
7	GB/T 5783	螺栓M10×45	Bolt M10×45	1	1	1	1	1	1	1	1	1	1	1	1
8	GB/T 5783	螺栓M6×30	Bolt M6×30	3	3	3	3	3	3	3	3	3	3	3	3
9	700.20.011	脚油门摇臂焊合件	Foot throttle rocker weldment	1	1	1	1	1	1	1	1	1	1	1	1
10	GB/T 879.1	弹性圆柱销5×20	Spring-type straight pin-slotted5×20	2	2	2	2	2	2	2	2	2	2	2	2
11	GB/T 97.1	垫圈6	Washer 6	1	1	1	1	1	1	1	1	1	1	1	1
12	GB/T 91	开口销2×12	Split pin 2×12	2	2	2	2	2	2	2	2	2	2	2	2
13	GB/T 818	螺钉M8×20	Screw M8×20	6	6	6	6	6	6	6	6	6	6	6	6
14	700.20.105	油门拉线支架	Bracket for wire	2	2	2	2	2	2	2	2	2	2	2	2
15	GB/T 93	垫圈8	Washer 8	6	6	6	6	6	6	6	6	6	6	6	6
16	GB/T 6170	螺母M8	Nut M8	7	7	7	7	7	7	7	7	7	7	7	7
17	550.20.015-2	脚油门拉线总成	Foot throttle wire assembly	1	1	1	1	1(b)	1(b)						
	550.20.015A	脚油门拉线总成	Foot throttle wire assembly					1(c)	1(c)	1	1	1	1	1	1
18	400.20.028-1	拉线支架	Bracket for wire	1(a)	1(a)	1(a)	1(a)	1(c)	1(c)	1(c)	1(c)	1	1		
	500.20.028	拉线支架	Bracket for wire	1(b)	1(b)	1(b)	1(b)	1(b)	1(b)						
	550.20.104	拉线支架	Bracket for wire							1(d)	1(d)			1	1
19	GB/T 882	销轴B5×20	Pin roll B5×20	1	1	1	1	1	1	1	1	1	1	1	1
20	GB/T 6170	螺母M6	Nut M6	1	1	1	1	1	1	1	1	1	1	1	1

续. 发动机操纵机构总成

Cont .Control Mechanism Assembly of the Engine

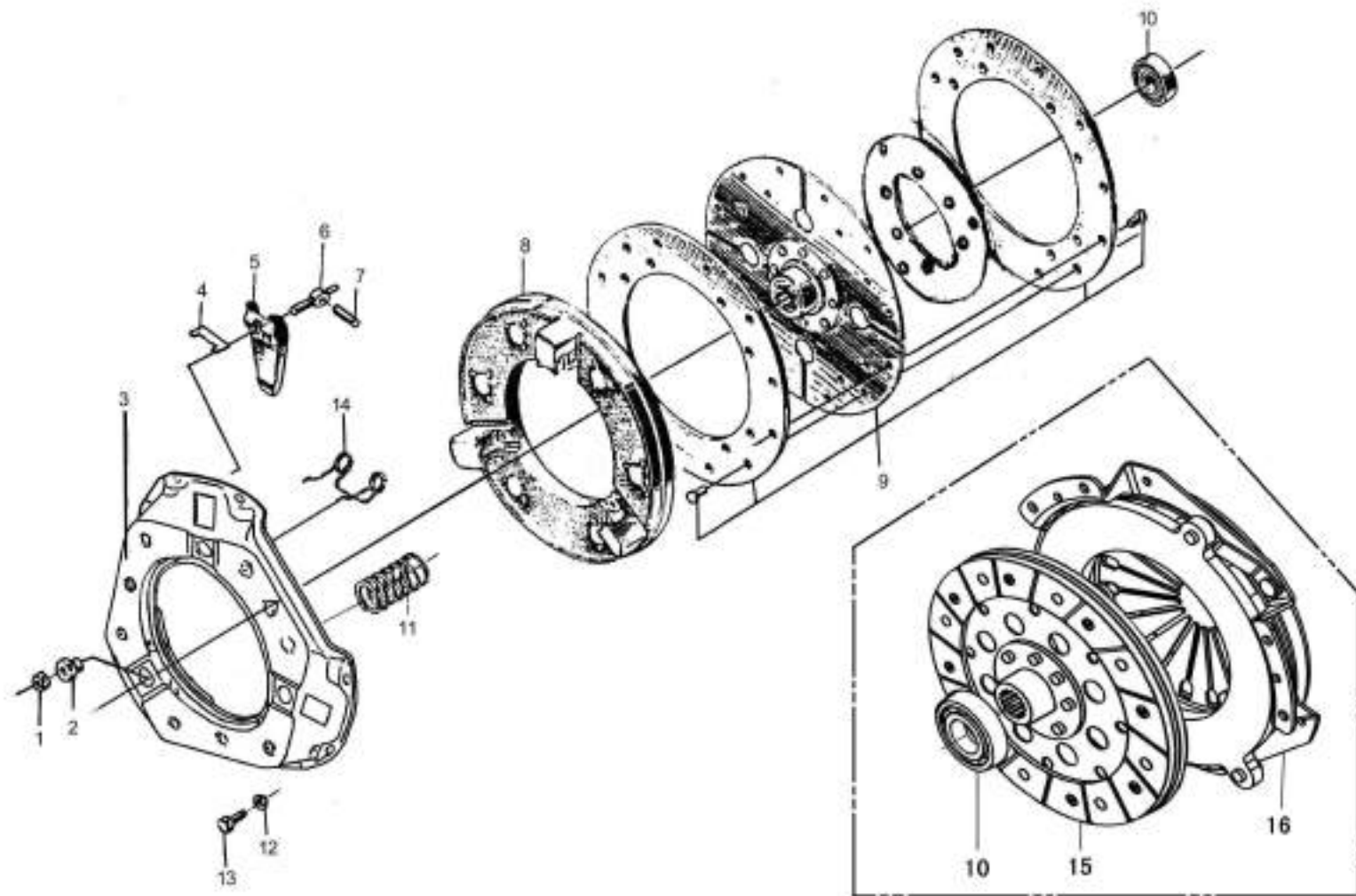
序号 Ser.No.	代号 Part No.	名称	Name	数量 Qty.												
				400	404	450	454	500	504	550	554	600	604	650	654	
21	700.20.114	手油门摇臂	Hand throttle rocker	1	1	1	1	1	1	1	1	1	1	1	1	1
22	700.50.104	扭簧	Torsion spring	1	1	1	1	1	1	1	1	1	1	1	1	1
23	700.20.108	油门支架	Throttle bradket	1	1	1	1	1	1	1	1	1	1	1	1	1
24	700.20.133-1	紧定螺钉	Fastening bolt	1	1	1	1	1	1	1	1	1	1	1	1	1
25	GB/T 5783	螺栓M8×25	Bolt M8×45	1	1	1	1	1	1	1	1	1	1	1	1	1
26	700.20.107	橡胶塞	Rubber plug	1	1	1	1	1	1	1	1	1	1	1	1	1
27	400.20.021	脚踏板摇臂焊合件	Foot pedal rocker weldment	1	1	1	1	1	1	1	1	1	1	1	1	1
28	184.20.028	手柄	Handle	1	1	1	1	1	1	1	1	1	1	1	1	1
29	400.20.025A	熄火拉线总成	Choke assembly	1	1	1	1	1	1	1	1	1	1	1	1	1
30	GB/T5783	螺栓M5×16	Bolt M5×16	2	2	2	2	2	2	2	2	2	2	2	2	2
31	184.20.163	压板	Plate	1	1	1	1	1	1	1	1	1	1	1	1	1
32	550.20.159A	熄火软轴支架	Shutdown support					1(c)	1(c)	1(c)	1(c)	1	1			
	550.20.105	熄火拉线支架	Shutdown support							1(d)	1(d)			1	1	
33	GB/T6170	螺母M5	Nut M5	2	2	2	2	2	2	2	2	2	2	2	2	2
34	GB/T 93	垫圈5	Washer 5	2	2	2	2	2	2	2	2	2	2	2	2	2

a:SL3105BT/3105ABT

b:490BT/495BT/498BT

c:SL4100BT/SL4105BT

d:YTR4105T56



单作用离合器(一)  
Single Stage Clutch (A)

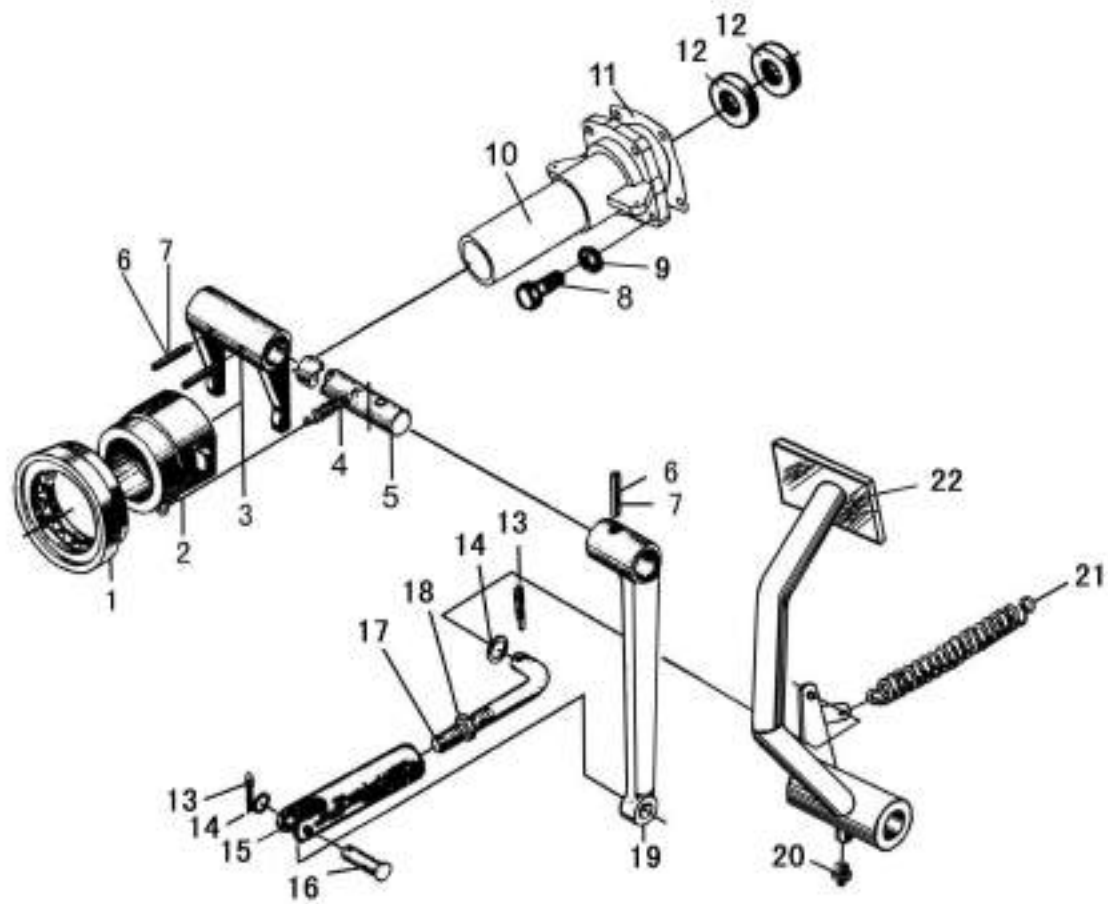
### 单作用离合器(一)

#### Single stage clutch (A)

序号 Ser.No.	代号 Part No.	名称	Name	数量 Qty.											
				400	404	450	454	500	504	550	554	600	604	650	654
1	GB/T 6173	螺母M10×1	Nut10×1	3	3	3	3	3(a)	3(a)						
2	130-160.1107	分离杠杆调整螺母	Adjusting nut.release lever	3	3	3	3	3(a)	3(a)						
3	130-1601091B	离合器盖	Clutch Cover	1	1	1	1	1(a)	1(a)						
4	130-1601098B	分离杠杆卡铁	Clamp iron.release lever	3	3	3	3	3(a)	3(a)						
5	130-1601095B	分离杠杆	Clutch release lever	3	3	3	3	3(a)	3(a)						
6	130-1601104B	分离杠杆调整螺栓	Adjusting bolt release lever	3	3	3	3	3(a)	3(a)						
7	130-16011038	分离杠杆销	Parallel pin release lever	3	3	3	3	3(a)	3(a)						
8	130-1601093B	离合器压盘	Clutch pressure disk	1	1	1	1	1(a)	1(a)						
9	NJ-130	离合器从动盘总成	Clutch driven disk assembly	1	1	1	1	1(a)	1(a)						
10	GB/T 276	滚动轴承6204-2LS	Rolling bearing 6204-2LS	1	1	1	1	1	1	1	1	1	1	1	1
11	130-1601115	离合器压紧弹簧	Clutch compression spring	9	9	9	9	9(a)	9(a)						
12	GB/T 93	垫圈8	Spring lock washer 8	6	6	6	6	6(a)	6(a)						
13	GB/T 5783	螺栓M8×20	Bolt M8×20	6	6	6	6	6(a)	6(a)						
14	130-1601096	分离杠杆弹簧	Spring release lever	3	3	3	3	3(a)	3(a)						
15	DS300-200	从动盘总成	Clutch driven disk assembly					1(b)	1(b)	1	1	1	1	1	1
16	550.21.012	DS300离合器分装总成	Clutch					1(b)	1(b)	1	1	1	1	1	1

a:495BT/498BT

b:SL4100BT



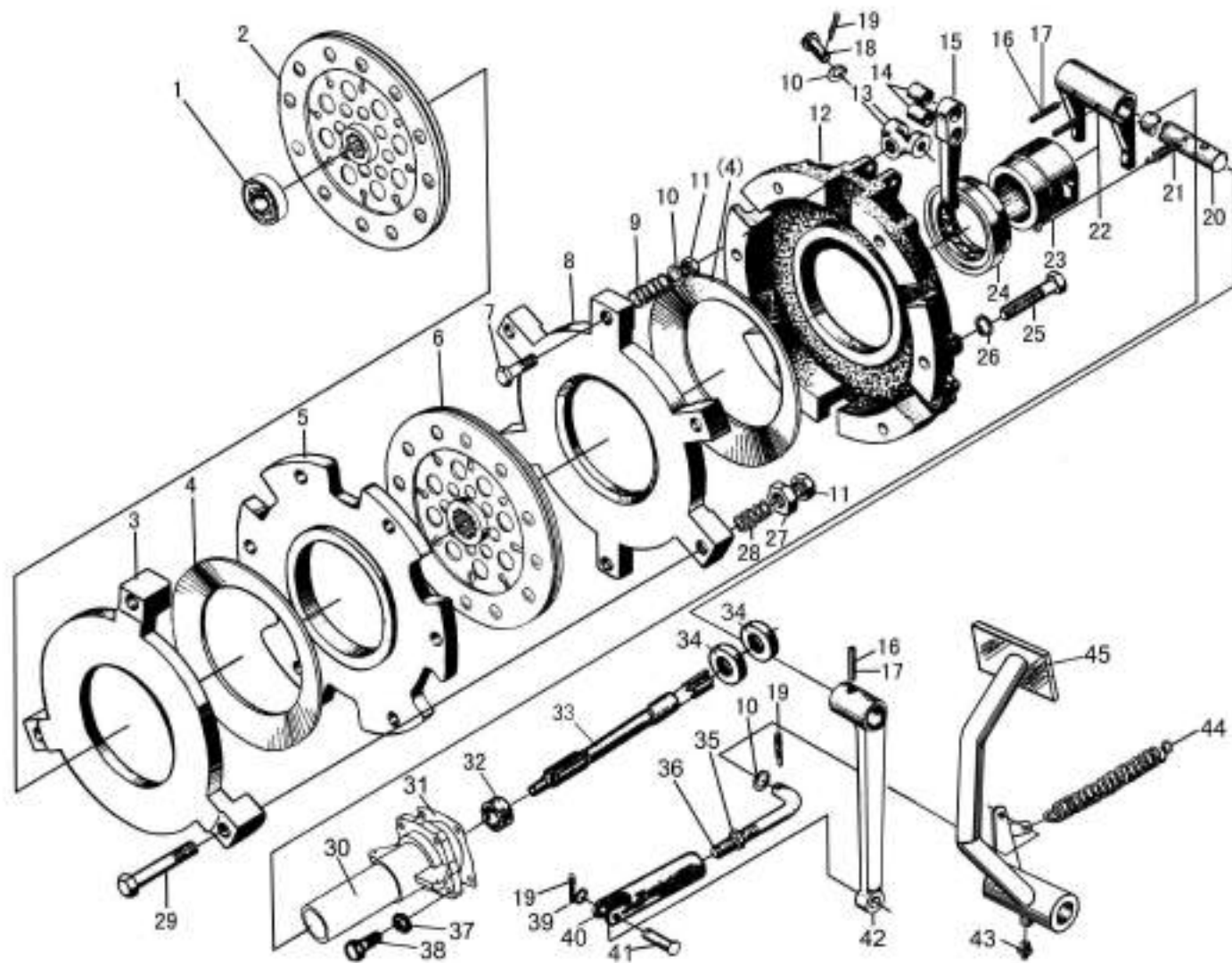
单作用离合器(二)  
Single Stage Clutch (B)

## 单作用离合器(二)

### Cont. Single Stage Clutch (B)

序号 Ser.No.	代号 Part No.	名称	Name	数量 Qty.											
				400	404	450	454	500	504	550	554	600	604	650	654
1	400.21.108	滚动轴承986911	Bearing 989911	1	1	1	1	1	1	1	1	1	1	1	1
2	400.21S.104-1	分离轴承座	Bearing seat	1	1	1	1	1(a)	1(a)						
	550.21S.104-1	分离轴承座	Bearing seat					1(b)	1(b)	1	1	1	1	1	1
3	304.21S.102-1	离合器分离叉	York	1	1	1	1	1	1	1	1	1	1	1	1
4	160.21.109	分离轴承座回位弹簧	Spring	2	2	2	2	2	2	2	2	2	2	2	2
5	400.21S.107-1	离合器分离叉轴	York shaft	1	1	1	1	1	1	1	1	1	1	1	1
6	GB/T 879	销8×40	Pin 8×40	3	3	3	3	3	3	3	3	3	3	3	3
7	GB/T 879	销5×40	Pin 5×40	3	3	3	3	3	3	3	3	3	3	3	3
8	GB/T5783	螺栓M8×25	Bolt M8×25	4	4	4	4	4	4	4	4	4	4	4	4
9	GB/T93	垫圈8	Washer 8	4	4	4	4	4	4	4	4	4	4	4	4
10	400.21S.124	I轴轴承盖	Cover	1	1	1	1	1(a)	1(a)						
	550.21.124	I轴轴承盖	Cover					1(b)	1(b)	1	1	1	1	1	1
11	400.21S.125-1	I轴轴承盖纸垫	Paper gasket	1	1	1	1	1	1	1	1	1	1	1	1
12	GB/T9877.1	油封40×62×8	Oil seal FB40×62×8	2	2	2	2	2	2	2	2	2	2	2	2
13	GB/T 91	销3.2×16	Pin 3.2×16	2	2	2	2	2	2	2	2	2	2	2	2
14	GB/T 97.1	垫圈10	Washer 10	2	2	2	2	2	2	2	2	2	2	2	2
15	300.21.107	离合器推杆调整叉	Adjusting fork,clutch push rod	1	1	1	1	1	1	1	1	1	1	1	1
16	GB/T882	销轴B8×30	Axis pin B8×30	1	1	1	1	1	1	1	1	1	1	1	1
17	300.21.106	离合器推杆	push rod	1	1	1	1	1	1	1	1	1	1	1	1
18	GB/T6170	螺母M10	Nut M10	1	1	1	1	1	1	1	1	1	1	1	1
19	400.21S.105	离合器分离摇臂	Release rock arm,clutch	1	1	1	1	1	1	1	1	1	1	1	1
20	GB/T 7940.1	油杯M10×1	Oil cup M10×1	1	1	1	1	1	1	1	1	1	1	1	1
21	400.21.115	踏板回位弹簧	Pedal return spring	1	1	1	1	1	1	1	1	1	1	1	1
22	400.21S.015-4	离合器踏板焊合件	Clutch pedal assembly	1	1	1	1	1	1	1	1	1	1	1	1

a:495BT/498BT b: SL4100BT



双作用离合器总成 (I)  
Dual Stage Clutch (I)



## 双作用离合器(I)

### Dual stage clutch ( I )

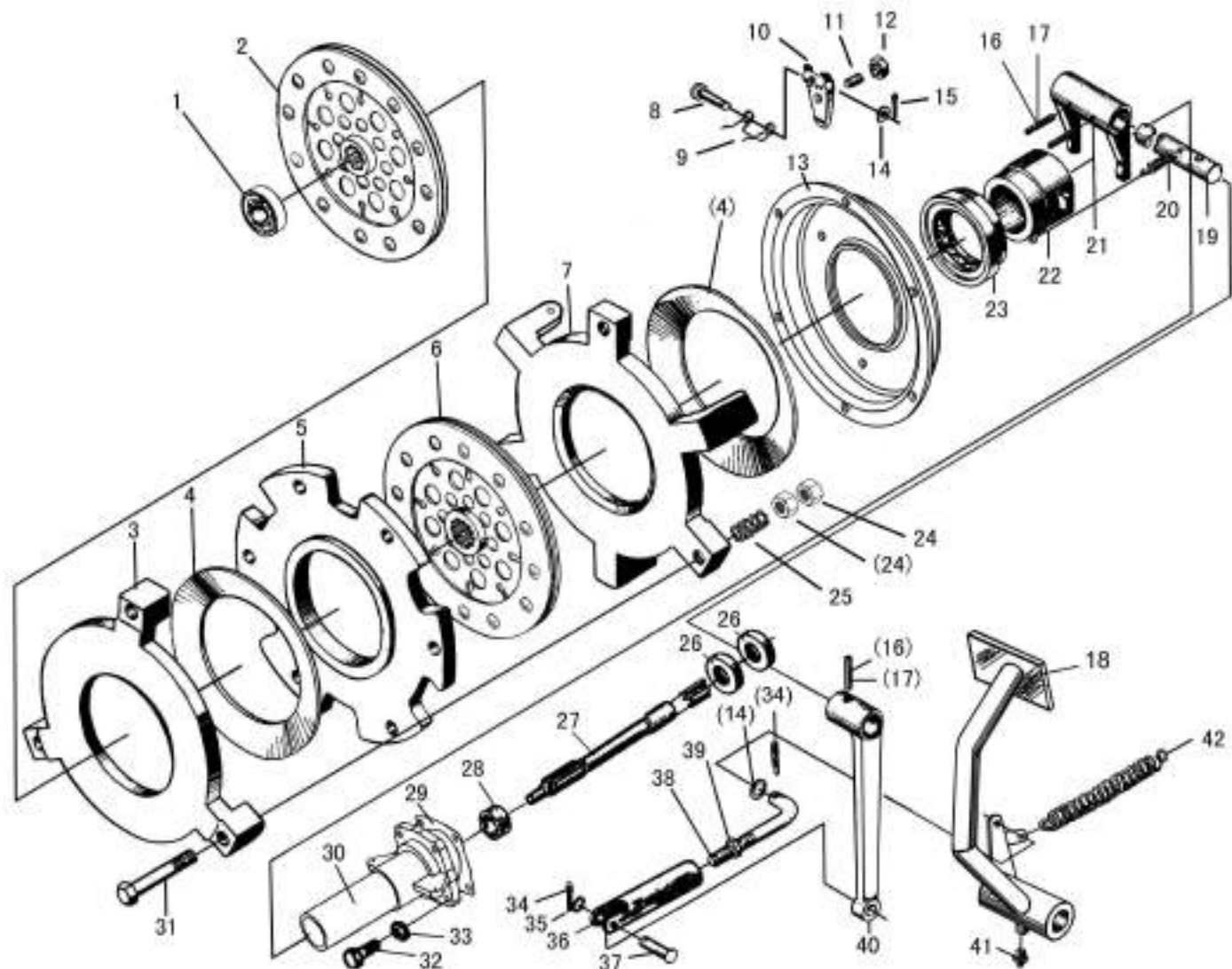
序号 Ser.No.	代号 Part No.	名称	Name	数量 Qty.												
				400	404	450	454	500	504	550	554	600	604	650	654	
1	GB/T 276	滚动轴承6204-2LS	Rolling bearing 6204-2LS	1	1	1	1	1	1							
2	304.21S.013	动力输出离合器从动盘总成	PTO clutch disc assy	1	1	1	1	1	1							
3	304.21S.116	副离合器压盘	Pressure plate	1	1	1	1	1	1							
4	400.21S.118	碟形弹簧	Spring	2	2	2	2	2	2							
5	304.21S.117	固定压盘	Pressure plate	1	1	1	1	1	1							
6	400.21S.018	主离合器从动盘总成	Main clutch disc assy	1	1	1	1	1	1							
7	184.21S.121	调整螺钉	Adjusting bolt	3	3	3	3	3	3							
8	304.21S.119	主离合器压盘	Main pressure plate	1	1	1	1	1	1							
9	184.21S.122	回位弹簧	Spring	3	3	3	3	3	3							
10	GB/T 97.1	垫圈10	Washer 10	10	10	10	10	10	10							
11	GB/ T6173	螺母M10×1	Nut M10×1	6	6	6	6	6	6							
12	304.21S.120	离合器盖	Cover	1	1	1	1	1	1							
13	184.21S.123	分离杠杆连接叉	Connecting fork	3	3	3	3	3	3							
14	184.21S.129	衬套	Bush	6	6	6	6	6	6							
15	304.21S.130	分离杠杆	Release lever	3	3	3	3	3	3							
16	GB/T 879	销8×40	Pin 8×40	3	3	3	3	3	3							
17	GB/T 879	销5×40	Pin 5×40	3	3	3	3	3	3							
18	GB/T 882	销轴B10×45	Axis pin B10×45	6	6	6	6	6	6							
19	GB/T 91	销3.2×16	Pin 3.2×16	8	8	8	8	8	8							
20	400.21S.107-1	离合器分离叉轴	York shaft	1	1	1	1	1	1							
21	160.21.109	分离轴承座回位弹簧	Spring	2	2	2	2	2	2							
22	304.21S.102-1	离合器分离叉	York	1	1	1	1	1	1							
23	400.21S.104	分离轴承座	Bearing seat	1	1	1	1	1	1							

续.双作用离合器( I )

Cont.Dual Stage Clutch ( I )

序号 Ser.No.	代号 Part No.	名称	Name	数量 Qty.											
				400	404	450	454	500	504	550	554	600	604	650	654
24	GB/T301	滚动轴承996713	Bearing 996713	1	1	1	1	1	1						
25	GB/T5782	螺栓M10×70	Bolt M10×70	6	6	6	6	6	6						
26	GB/T93	垫圈10	Washer 10	6	6	6	6	6	6						
27	184.21S.125	调整螺母	Adjusting nut	3	3	3	3	3	3						
28	184.21S.124	调整压紧弹簧	Spring	3	3	3	3	3	3						
29	184.21S.115	拉杆	Pull rod	3	3	3	3	3	3						
30	400.21S.124	I轴轴承盖	Cover	1	1	1	1	1	1						
31	400.21S.125-1	I轴轴承盖纸垫	Paper gasket	1	1	1	1	1	1						
32	400.37.133	输出轴衬套	Compound bush	1	1	1	1	1	1						
33	400.21S.101	副离合器轴	Secondary clutch shaft	1	1	1	1	1	1						
34	GB/T9877.1	油封40×62×8	Oil seal FB40×62×8	2	2	2	2	2	2						
35	GB/T6170	螺母M10	Nut M10	1	1	1	1	1	1						
36	300.21.106	离合器推杆	push rod	1	1	1	1	1	1						
37	GB/T93	垫圈8	Washer 8	4	4	4	4	4	4						
38	GB/T5783	螺栓M8×25	Bolt M8×25	4	4	4	4	4	4						
39	GB/T97.1	垫圈8	Washer 8	1	1	1	1	1	1						
40	300.21.107	离合器推杆调整叉	Adjusting fork,clutch push rod	1	1	1	1	1	1						
41	GB/T882	销轴B8×30	Axis pin B8×30	1	1	1	1	1	1						
42	400.21S.105	离合器分离摇臂	Release rock arm,clutch	1	1	1	1	1	1						
43	GB/T 7940.1	油杯M10×1	Oil cup M10×1	1	1	1	1	1	1						
44	400.21.115	踏板回位弹簧	Pedal return spring	1	1	1	1	1	1						
45	400.21S.015-4	离合器踏板焊合件	Clutch pedal assembly	1	1	1	1	1	1						

500/504: 495BT or 498BT



双作用离合器总成(II)  
Dual Stage Clutch (II)

## 双作用离合器(II)

### Dual stage clutch (II)

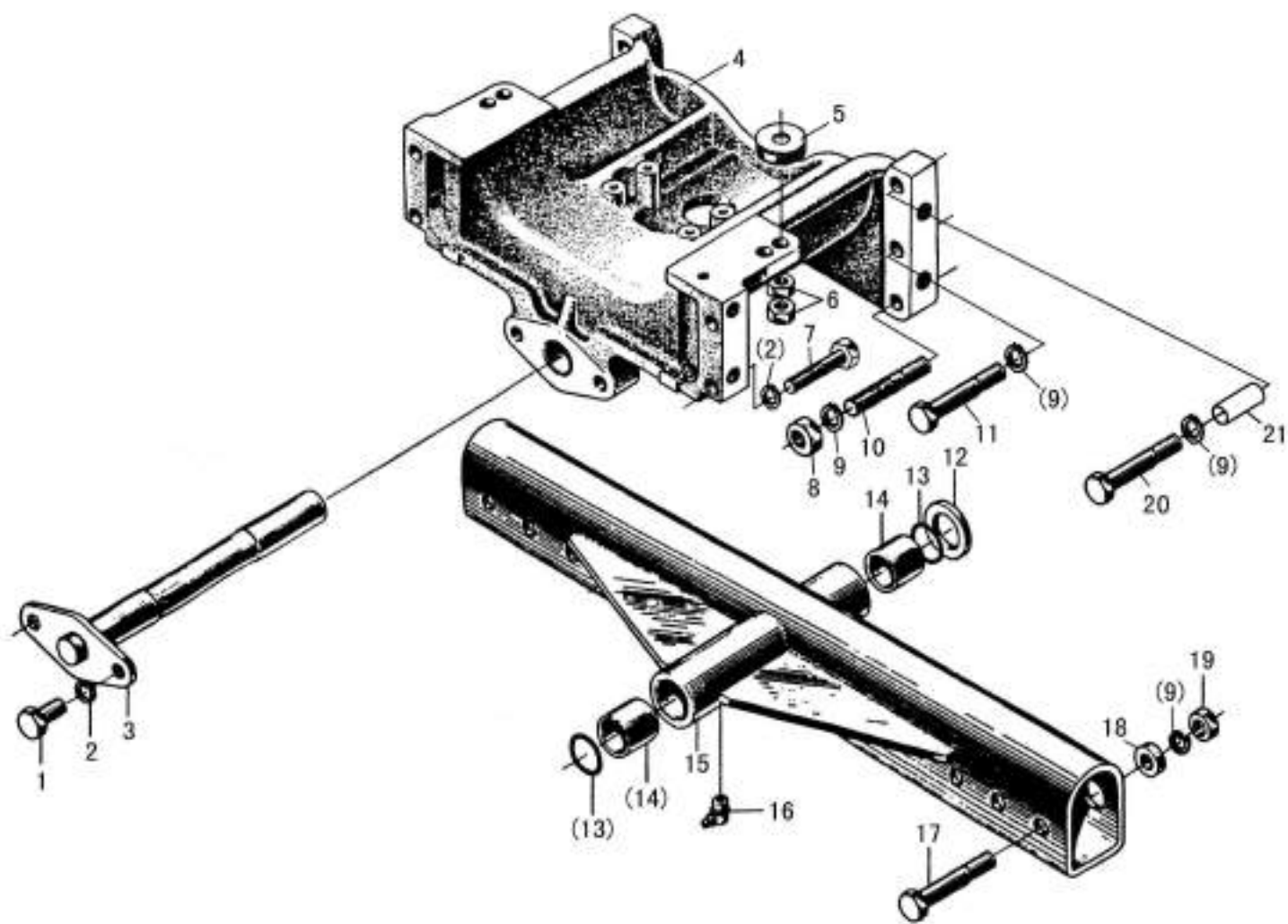
序号 Ser.No.	代号 Part No.	名称	Name	数量 Qty.												
				400	404	450	454	500	504	550	554	600	604	650	654	
1	GB/T 276	滚动轴承6204-2LS	Rolling bearing 6204-2LS					1	1	1	1	1	1	1	1	1
2	E500.21.011	副离合器从动盘总成	PTO clutch disc assy					1	1	1	1	1	1	1	1	1
3	E500.21.104	副离合器压盘	Pressure plate					1	1	1	1	1	1	1	1	1
4	E500.21.102	碟形弹簧	Spring					2	2	2	2	2	2	2	2	2
5	E500.21.105	固定压盘	Pressure plate					1	1	1	1	1	1	1	1	1
6	E500.21.015	主离合器从动盘总成	Main clutch disc assy					1	1	1	1	1	1	1	1	1
7	E500.21.106	主离合器压盘	Main pressure plate					1	1	1	1	1	1	1	1	1
8	E500.21.113	分离杠杆销	Axis pin					3	3	3	3	3	3	3	3	3
9	E500.21.124	回位弹簧	Spring					3	3	3	3	3	3	3	3	3
10	E500.21.012	分离杠杆合件	Release lever					3	3	3	3	3	3	3	3	3
11	E500.21.101	调整螺钉	Screw					3	3	3	3	3	3	3	3	3
12	GB/T6173	螺母M12×1.25	Nut M12×1.25					3	3	3	3	3	3	3	3	3
13	E500.21.013	离合器合件	Cover					1	1	1	1	1	1	1	1	1
14	GB/T97.1	垫圈10	Washer 10					4	4	4	4	4	4	4	4	4
15	GB/T91	开口销3.2×20	Pin 3.2×20					3	3	3	3	3	3	3	3	3
16	GB/T 879	销8×40	Pin 8×40					3	3	3	3	3	3	3	3	3
17	GB/T 879	销5×40	Pin 5×40					3	3	3	3	3	3	3	3	3
18	400.21S.015-4	离合器踏板焊合件	Clutch pedal assembly					3	3	3	3	3	3	3	3	3
19	400.21S.107-1	离合器分离叉轴	York shaft					1	1	1	1	1	1	1	1	1
20	160.21.109	分离轴承座回位弹簧	Spring					2	2	2	2	2	2	2	2	2
21	304.21S.102-1	离合器分离叉	York					1	1	1	1	1	1	1	1	1
22	550.21S.104	分离轴承座	Bearing seat					1	1	1	1	1	1	1	1	1
23		滚动轴承996713	Bearing 996713					1	1	1	1	1	1	1	1	1

续.双作用离合器(II)

Cont.Dual Stage Clutch ( II )

序号 Ser.No.	代号 Part No.	名称	Name	数量 Qty.											
				400	404	450	454	500	504	550	554	600	604	650	654
24	GB/T6173	螺母M10×1	Nnt M10×1					6	6	6	6	6	6	6	6
25	E500.21.107	拉杆弹簧	Spring					3	3	3	3	3	3	3	3
26	GB/T9877.1	油封40×62×8	Oil seal FB40×62×8					2	2	2	2	2	2	2	2
27	550.21S.101	副离合器轴	Secondary clutch shaft					1	1	1	1	1	1	1	1
28	400.37.133	输出轴衬套	Compound bush					1	1	1	1	1	1	1	1
29	400.21S.125-1	I轴轴承盖纸垫	Paper gasket					1	1	1	1	1	1	1	1
30	550.21S.124	I轴轴承盖	Cover					1	1	1	1	1	1	1	1
31	E500.21.103	拉杆	Pull rod					3	3	3	3	3	3	3	3
32	GB/T5783	螺栓M8×25	Bolt M8×25					4	4	4	4	4	4	4	4
33	GB/T93	垫圈8	Washer 8					4	4	4	4	4	4	4	4
34	GB/T91	销3.2×16	Pin 3.2×16					2	2	2	2	2	2	2	2
35	GB/T97.1	垫圈8	Washer 8					1	1	1	1	1	1	1	1
36	300.21.107	离合器推杆调整叉	Adjusting fork,clutch push rod					1	1	1	1	1	1	1	1
37	GB/T882	销轴B8×30	Axis pin B8×30					1	1	1	1	1	1	1	1
38	300.21.106	离合器推杆	Push rod					1	1	1	1	1	1	1	1
39	GB/T6170	螺母M10	Nnt M10					1	1	1	1	1	1	1	1
40	400.21S.105	离合器分离摇臂	Release rock arm,clutch					1	1	1	1	1	1	1	1
41	GB/T 7940.1	油杯M10×1	Oil cup M10×1					1	1	1	1	1	1	1	1
42	400.21.115	踏板回位弹簧	Pedal return spring					1	1	1	1	1	1	1	1

500/504: SL4100BT



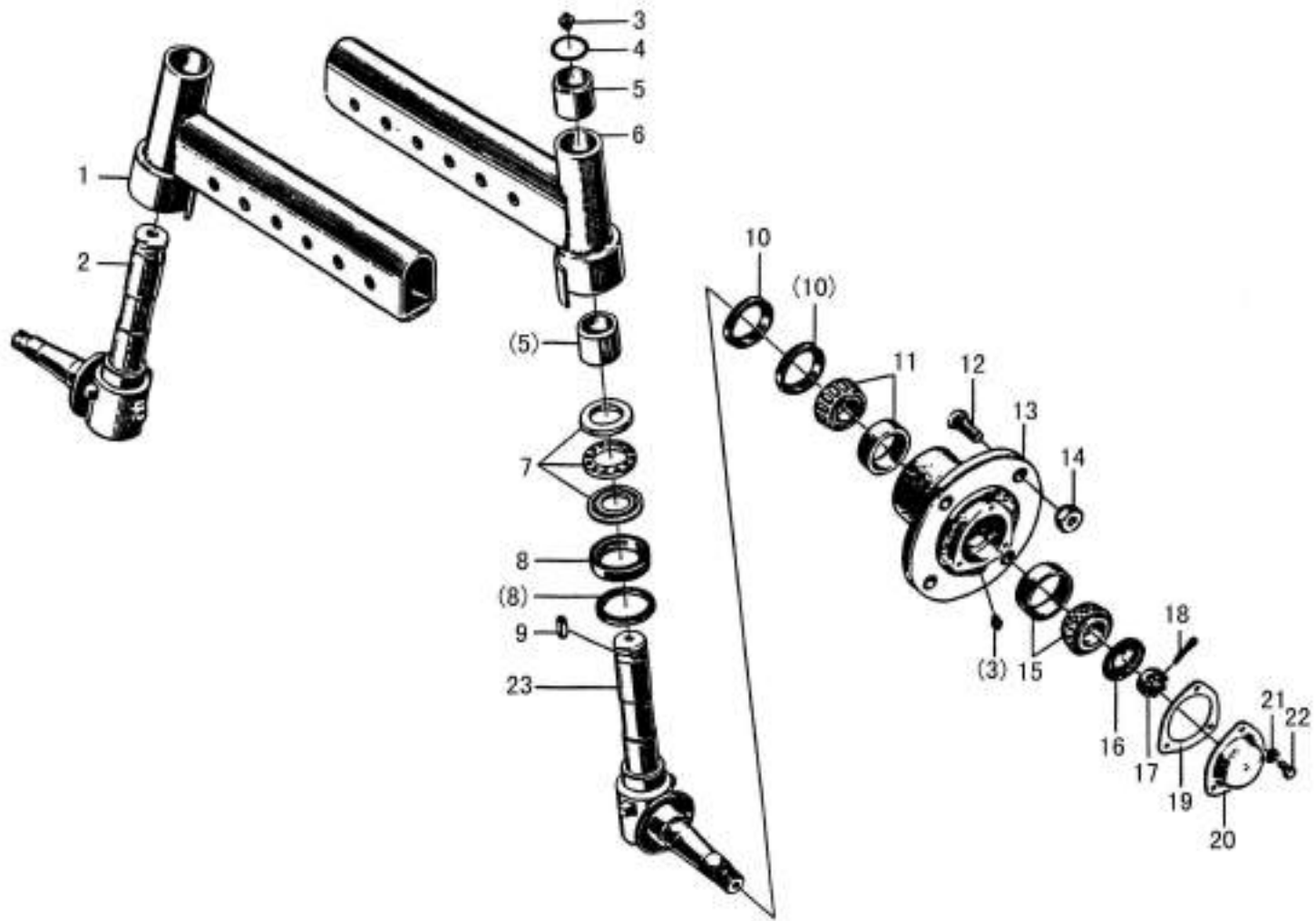
托架及套管  
Bracket & Sleeve

## 托架及套管

## Bracket &amp; Sleeve

序号 Ser.No.	代号 Part No.	名称	Name	数量 Qty.											
				400	404	450	454	500	504	550	554	600	604	650	654
1	GB/T 5785	螺栓M14×1.5×25	Bolt M14×1.5×25	2		2		2		2		2		2	
2	GB/T 93	垫圈14	Spring lock washer 14	6		6		6		6		6		6	
3	400.31.011	摇摆轴焊接总成	Pendulum shaft weldment assembly	1		1		1		1		1		1	
4	400.31.101-3	托架	Bracket	1		1		1		1(a)		1		1	
	550.31.101-1	托架	Bracket							1(b)				1	
5		橡胶垫	Rubber pad	2		2		2		2		2		2	
6	GB/T 6170	螺母M12	Nut M12	4		4		4		4		4		4	
7	GB/T 5782	螺栓M14×70	Bolt M14×70	4		4		4		4		4		4	
8	GB/T 6175	螺母M16	Nut M16	2		2		2		2		2		2	
9	GB/T 93	垫圈 16	Washer 16	12		12		12		12		12		12	
10	GB/T 898	螺柱AM16×80	Stud AM16×80	2		2		2		2		2		2	
11	GB/T 5782	螺栓M16×80	Bolt M16×80	4		4		4		4(a)		4			
										2(b)				2	
12	400.31.103	摇摆轴垫片	Washer of pendum shaft	1		1		1		1		1		1	
13	GB/T 3452.1	O型密封圈34.5×3.55	O-rign 34.5×3.55	2		2		2		2		2		2	
14	400.31.123	衬套	Bush of pendulum shaft	2		2		2		2		2		2	
15	400.31.024	套管焊接总成	Sleeve weldment assembly	1		1		1		1		1		1	
16	GB/T 7940.1	油杯M10×1	Oil cup M10×1	1		1		1		1		1		1	
17	GB/T 5785	螺栓M16×1.5×95	Bolt M16×1.5×95	6		6		6		6		6		6	
18	400.31.105	套管垫圈	Washer	6		6		6		6		6		6	
19	GB/T 6176	螺母M16×1.5	Nut M16×1.5	6		6		6		6		6		6	
20	GB/T 5782	螺柱M16×135	Bolt M16×135							2(b)				2	
21	700.31.106	定位套	Bush							2				2	

a:SL4105BT b:YTR4105T



付套管及前轮毂  
Front Axle Arm & Front Wheel Hub

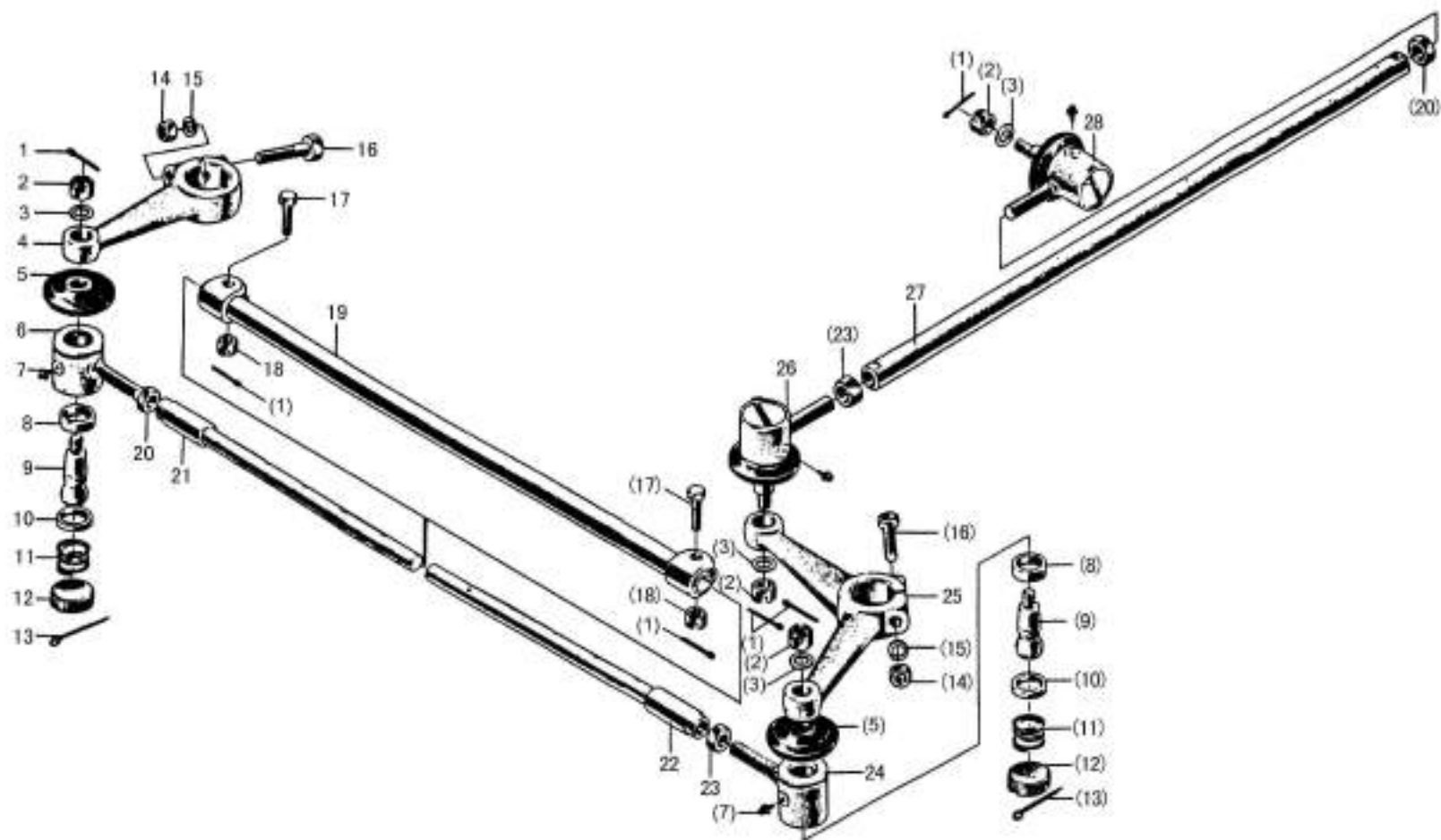


## 付套管及前轮毂

### Front Axle Arm & Front Wheel Hub

序号 Ser.No.	代号 Part No.	名称	Name	数量 Qty.											
				400	404	450	454	500	504	550	554	600	604	650	654
1	400.31.014	付套管焊接总成(右)	Front axle arm weldment assembly(right)	1		1		1		1		1		1	
2	400.31.015	转向节总成	Steering knuckle assembly	1		1		1		1		1		1	
3	GB/T 7940.1	油杯M10×1	Oil cup M10×1	4		4		4		4		4		4	
4	GB/T 3452.1	O型密封圈34.5×3.55	O-ring 34.5×3.55	2		2		2		2		2		2	
5	400.31.123	衬管	Bush	4		4		4		4		4		4	
6	400.31.013	付套管焊接总成(左)	Front axle arm weldment assembly(Left)	1		1		1		1		1		1	
7	GB/T 301	轴承51207	Bearing 51207	2		2		2		2		2		2	
8	GB/T 9877.1	旋转轴唇形密封圈FB50 70 8	Oil seal FB 50 70 8	4		4		4		4		4		4	
9	GB/T 1096	键10×25	Key 10×25	2		2		2		2		2		2	
10	GB/T 9877.1	旋转轴唇形密封圈FB55 80 8	Oil seal FB 55 80 8	4		4		4		4		4		4	
11	GB/T 297	轴承32207	Rolling bearing 32207	2		2		2		2		2		2	
12	300.39.113	车轮固定螺钉	Wheel fixing screw	8		8		8		8		8		8	
13	400.31.102	前轮毂	Front wheel hub	2		2		2		2		2		2	
14	300.39.114	车轮固定螺母	Wheel fixing nut	8		8		8		8		8		8	
15	GB/T 297	轴承32306	Rolling bearing 32206	2		2		2		2		2		2	
16	400.31.111	挡圈	Washer	2		2		2		2		2		2	
17	400.31.112	调整螺母M24×2	Nut M24×2	2		2		2		2		2		2	
18	GB/T 91	开口销5×45	Split pin 5×45	2		2		2		2		2		2	
19	400.31.114	纸垫	Paper gasket	2		2		2		2		2		2	
20	400.31.113	轴承盖	Bearing cap	2		2		2		2		2		2	
21	GB/T 93	垫圈6	Spring lock washer 6	6		6		6		6		6		6	
22	GB/T 5783	螺栓M6×16	Bolt M6×16	6		6		6		6		6		6	
23	400.31.015	转向节总成①	Steering knuckle assembly	1		1		1		1		1		1	
	400.31.015A	左转向节总成②	Left steering knuckle assembly	1		1		1		1		1		1	

①机械转向用 For Machinery Steering ②液压转向用 For Hydraulic Steering



纵横拉杆  
Drag Link & Tie Rod

## 纵横拉杆

### Drag Link & Tie rod

序号 Ser.No.	代号 Part No.	名称	Name	数量 Qty.											
				400	404	450	454	500	504	550	554	600	604	650	654
1	GB/T 91	开口销3.2×26	Split pin 3.2×26	6		6		6		6		6		6	
2	GB/T 6181	螺母M14	Nut M14	4		4		4		4		4		4	
3	GB/T 97.1	垫圈14	Plain washer 14	4		4		4		4		4		4	
4	300.31.104	右转向臂	Right steering knuckle arm	1		1		1		1		1		1	
5	300.31.145-2	接头油封套	Oil seal boot,joint	2		2		2		2		2		2	
6	400.31.133	拉杆接头（右旋）	Pull rod joint (right)	1		1		1		1		1		1	
7	GB/T 7940.1	油杯M10×1	Oil cup M10×1	4		4		4		4		4		4	
8	300.31.140-1	球头销座	Ball pin sent	2		2		2		2		2		2	
9	400.31.131	球头销	Ball pin	2		2		2		2		2		2	
10	300.31.141-1	球头销盖	Ball pin cap	2		2		2		2		2		2	
11	300.31.142-1	压紧弹簧	Compression spring	2		2		2		2		2		2	
12	300.31.143-1	密封盖	Screw cap	2		2		2		2		2		2	
13	GB/T 91	开口销2.5×50	Split pin 2.5×50	2		2		2		2		2		2	
14	GB/T 6170	螺母M12	NUT 12	2		2		2		2		2		2	
15	GB/T 93	垫圈12	Spring lock washer 12	2		2		2		2		2		2	
16	GB/T 5782	螺栓M12×75	Bolt M12×75	2		2		2		2		2		2	
17	GB/T 31.1	螺栓M14×50	Bolt M14×50	2		2		2		2		2		2	
18	GB/T 6181	螺母M14	Nut M14	2		2		2		2		2		2	
19	400.31.027-1	主横拉杆总成	Main tie rod assembly	1		1		1		1		1		1	
20	GB/T6173	螺母M20×1.5	Nut M20×1.5	2		2		2		2		2		2	
21	400.31.023	副横拉杆总成(右)	Secondary tie rod assembly (Right)	1		1		1		1		1		1	
22	400.31.022	副横拉杆总成(左)	Secondary tie rod assembly (Left)	1		1		1		1		1		1	
23	GB/T 6173	螺母M20×1.5(左旋)	Nut M20×1.5(Left)	2		2		2		2		2		2	

续.纵横拉杆

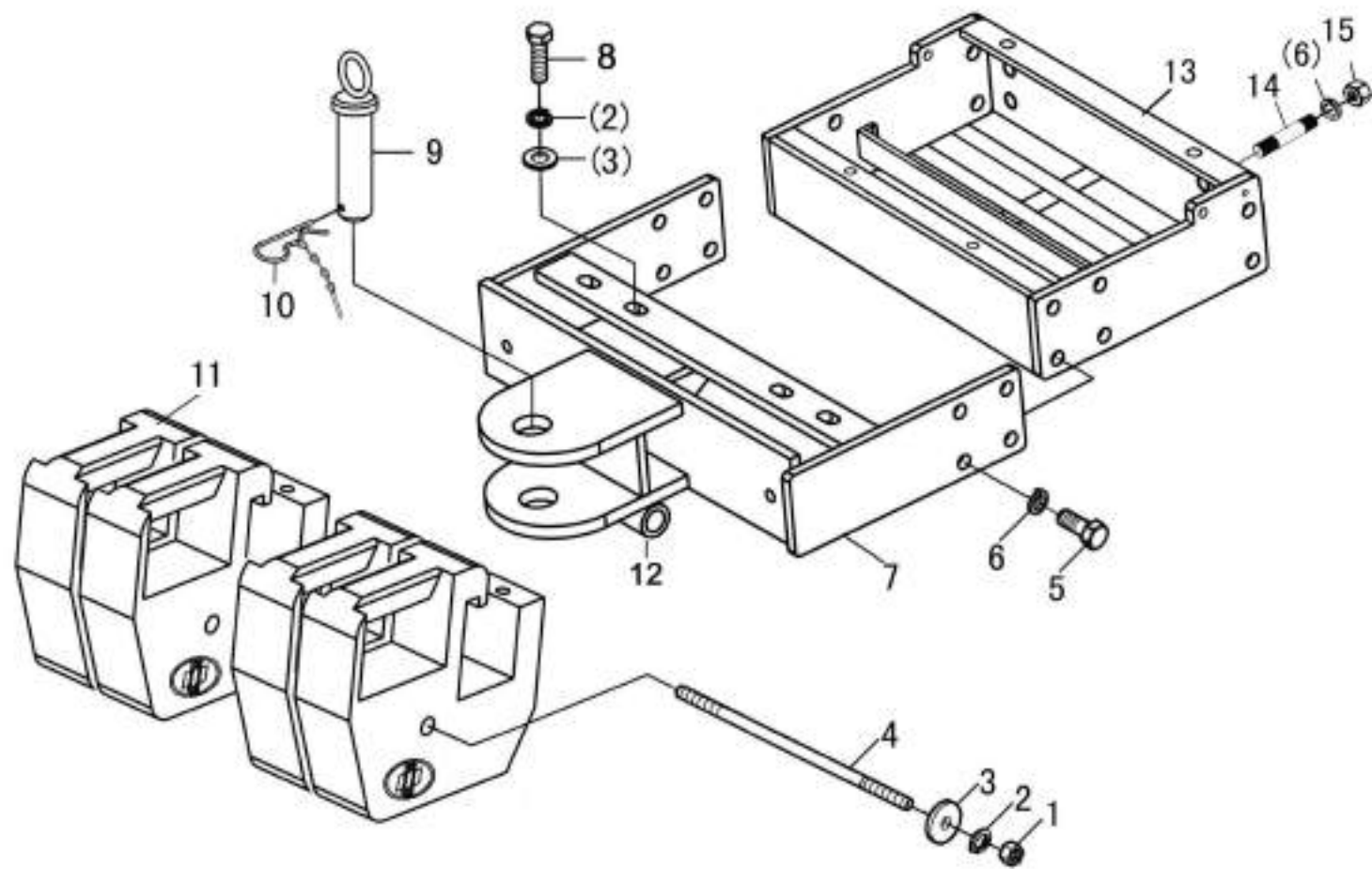
Cont.Drag Link & Tie rod

序号 Ser.No.	代号 Part No.	名称	Name	数量 Qty.											
				400	404	450	454	500	504	550	554	600	604	650	654
24	400.31.132	拉杆接头(左旋)	Pull rod joint (Left)	1		1		1		1		1		1	
25	300.31.103	左转向臂	Left steering Knuckle arm	1		1		1		1		1		1	
26	400.31.020	转向拉杆接头总成(左旋)	Streering joint assembly (Left)	2		2		2		2		2		2	
27	400.31.130	纵拉杆	Drag link	1(a)		1(a)									
	500.31.130	纵拉杆	Drag link	1(b)		1(b)		1(b)							
	550.31.130	纵拉杆	Drag link					1(c)		1		1		1	
28	400.31.021	转向拉杆接头总成(右旋)	Streering joint assembly (Right)	2		2		2		2		2		2	

a:SL3105BT/SL3105ABT

b:490BT/495BT/498BT

c:SL4100BT

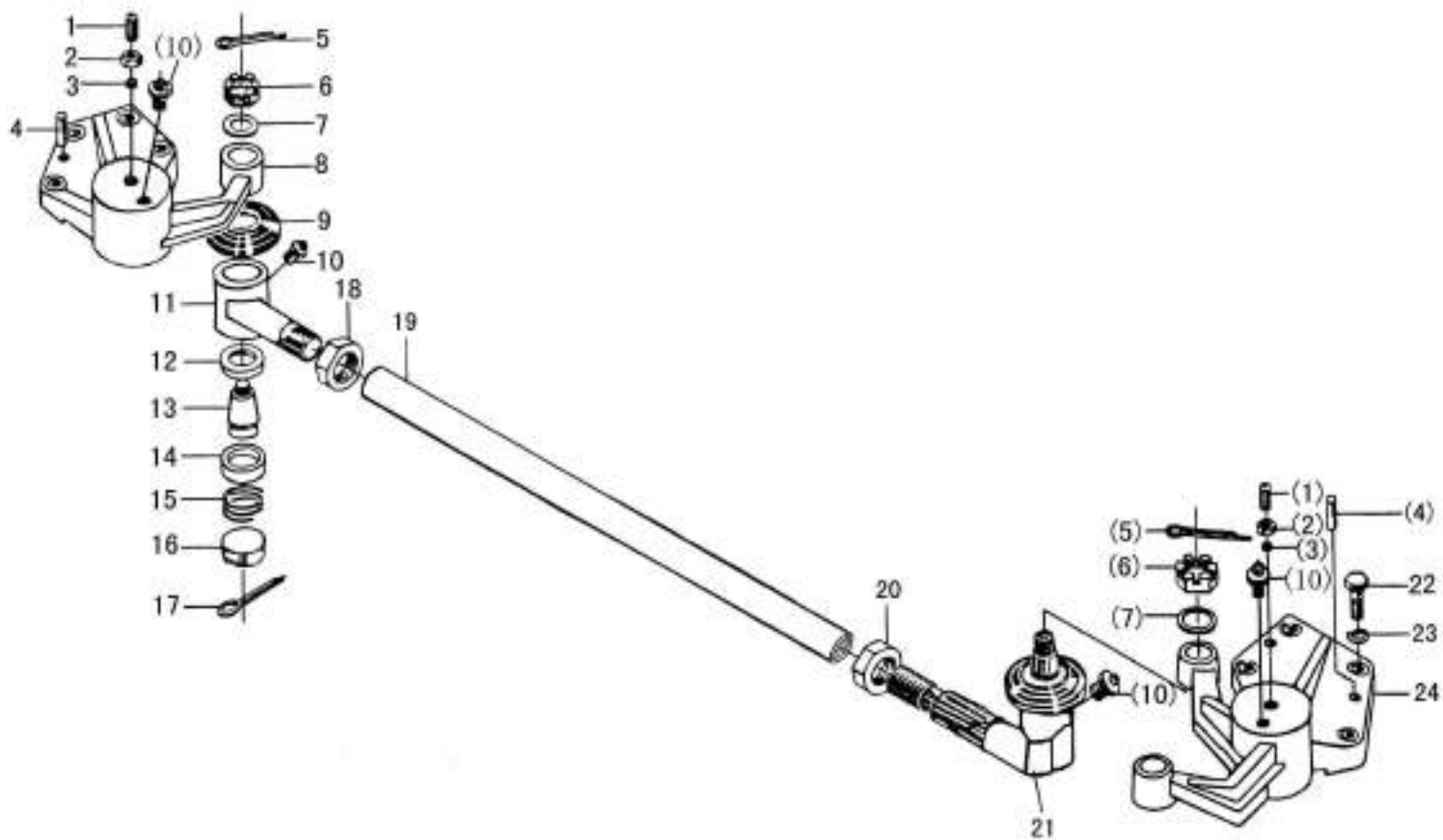


前配重及支架  
Front Ballast & Bracket

## 前配重及支架

### Front Ballast & Bracket

序号 Ser.No.	代号 Part No.	名称	Name	数量 Qty.												
				400	404	450	454	500	504	550	554	600	604	650	654	
1	GB/T 6107	螺母M16	Nut M16	2	2	2	2	2	2	2	2	2	2	2	2	2
2	GB/T 93	垫圈16	Washer 16	6	6	6	6	6	6	6	6	6	6	6	6	6
3	GB/T 97.1	垫圈16	Washer 16	6	6	6	6	6	6	6	6	6	6	6	6	6
4	400.31.305-1	螺杆	Screw Lever	1	1	1	1	1	1	1	1	1	1	1	1	1
5	GB/T 5783	螺栓M14×35	Bolt m14×35	8	8	8	8	8	8	8	8	8	8	8	8	8
6	GB/T 93	垫圈14	Washer 14	12	12	12	12	12	12	12	12	12	12	12	12	12
7	400.31.030B	配重支架焊合件	Bracket	1	1	1	1	1	1	1	1	1	1	1	1	1
8	GB/T 5783	螺栓M16×35	Bolt M16×35	4	4	4	4	4	4	4	4	4	4	4	4	4
9	300E.31.011	前联接销焊合件	Connect pin	1	1	1	1	1	1	1	1	1	1	1	1	1
10	300E.35.020	弹簧锁销焊合件	Split pin	1	1	1	1	1	1	1	1	1	1	1	1	1
11	400.31.304-1	前配重	Front ballast	4	4	4	4	4	4	4	4	4	4	4	4	4
	400.31.304A-1	前配重(选装)	Front ballast ( Selected by user )	4	4	4	4	4	4	4	4	4	4	4	4	4
12	400.31.300	隔套	Bush	1	1	1	1	1	1	1	1	1	1	1	1	1
13	400.48.051	电瓶支架焊合件	Batter support seat	1	1	1	1	1	1	1	1	1	1	1	1	1
14	GB/T898	螺柱AM14×60	Stud AM14×60	4	4	4	4	4	4	4	4	4	4	4	4	4
15	GB/T6170	螺母M14	Nut M14	4	4	4	4	4	4	4	4	4	4	4	4	4



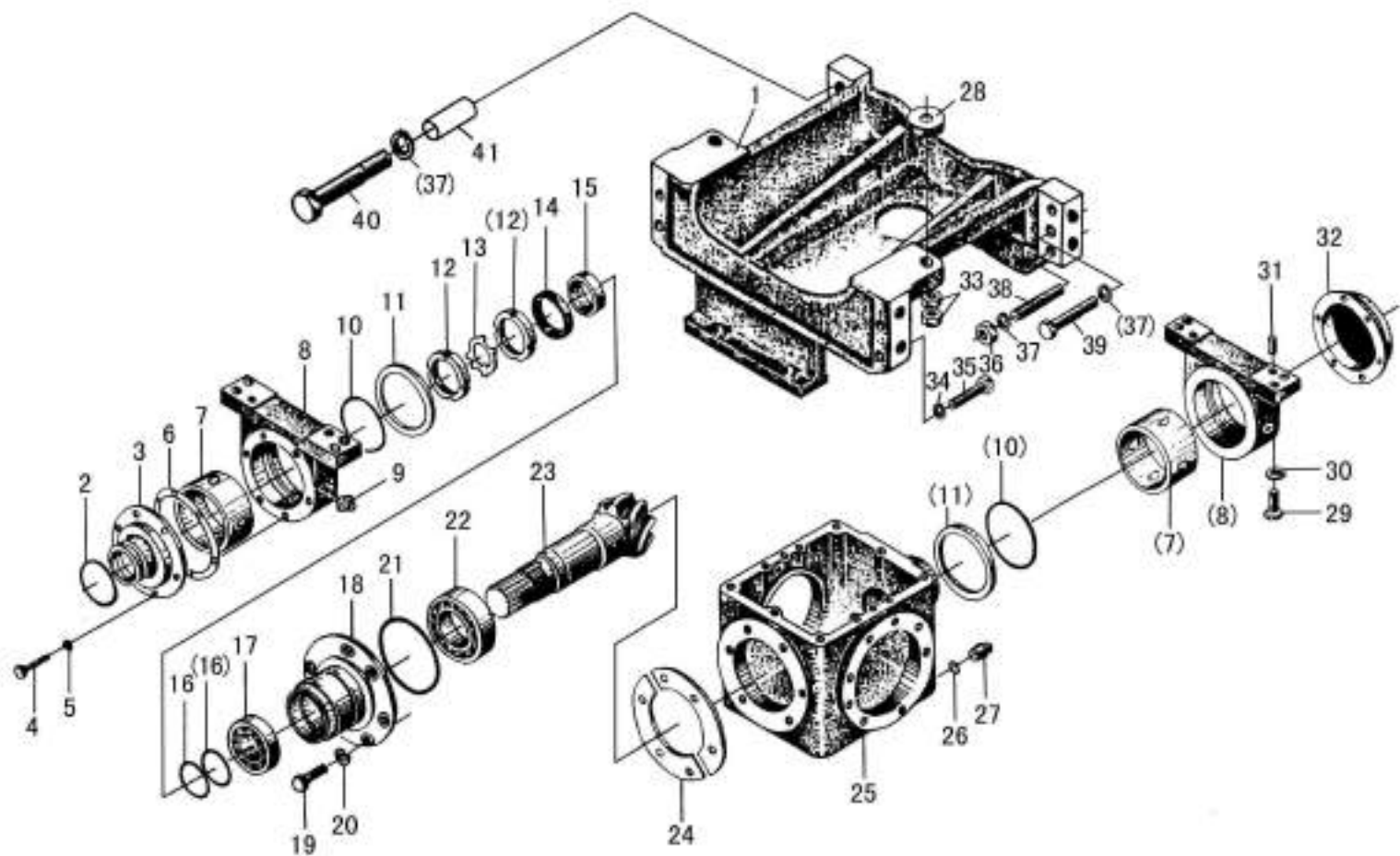
横拉杆 (四轮驱动)  
Tie rod (Four wheel drive)

## 横拉杆(四轮驱动)

### Tie rod ( Four wheel drive )

序号 Ser.No.	代号 Part No.	名称	Name	数量 Qty.											
				400	404	450	454	500	504	550	554	600	604	650	654
1	304.31.219	紧定螺钉M10×1	Set screw M10×1		2		2		2		2		2		2
2	GB/T 6171	螺母M10×1	Nut M10×1		2		2		2		2		2		2
3	GB/T 308	钢球8.7312 G400b	Steel ball 8.7312 G400b		2		2		2		2		2		2
4	GB/T 119	销A8×20	Parallel pin A8×20		4		4		4		4		4		4
5	GB/T 91	开口销 3.2×26	Split pin 3.2×26		2		2		2		2		2		2
6	GB/T 9459	六角开槽螺母 M16×1.5	Nut M16×1.5		2		2		2		2		2		2
7	GB/T 95	垫圈 16	Plain washer 16		2		2		2		2		2		2
8	304.31.186-1	右转向臂	Right steering knuckle arm		1		1		1		1		1		1
9	300.31.145-1	接头油封套	Oil seal boot,joint		2		2		2		2		2		2
10	JB/T 7940.1	直通式压注油杯M10×1	Oil cup M10×1		4		4		4		4		4		4
11	304.31.192-3	横拉杆接头(右)	Tie rod joint (Right)		1		1		1		1		1		1
12	300.31.140-1	球头销座	Ball pin seat		2		2		2		2		2		2
13	404.31.131	球头销	Ball pin		2		2		2		2		2		2
14	300.31.141-1	球头销盖	Ball pin Cap		2		2		2		2		2		2
15	300.31.142-1	压紧弹簧	Compression spring		2		2		2		2		2		2
16	304YZ.31.134-1	密封盖	Hermetic cap		2		2		2		2		2		2
17	GB/T 91	销2.5×50	Split pin 2.5×50		2		2		2		2		2		2
18	GB/T 6173	螺母 M24×1.5	Nut M24×1.5		1		1		1		1		1		1
19	404.31.195	连接杆	Connecting sleeve		1		1		1		1		1		1
20	GB/T 6173	螺母 M24×1.5 (左)	Nut M24×1.5 (Left)		1		1		1		1		1		1
21	304.31.020-3	横拉杆接头总成(左)	Tie rod joint assembly (left)		1		1		1		1		1		1
22	GB/T 5781	螺栓M12×35-8.8	Bolt M12×35-8.8		8		8		8		8		8		8
23	GB/T 93	垫圈12	Spring lock washer 12		8		8		8		8		8		8
24	304YZ.31.155-1	左转向臂	Left steering knuckle arm		1		1		1		1		1		1





前中央传动（一）（四轮驱动）  
Front Central Drive (A) (Four wheel drive)

前中央传动(一) (四轮驱动)

Front Central Drive (A) (Four wheel drive )

序号 Ser.No.	代号 Part No.	名称	Name	数量 Qty.										
				400	404	450	454	500	504	550	554	600	604	650
1	404.31.101-3	托架	Bracket		1		1		1		1(a)		1	
	554.31.101-1	托架	Bracket								1(b)			1
2	GB/T 3452.1	O型密封圈48.7×3.55	O-ring 48.7×3.55		1		1		1		1		1	1
3	304.31.211	防尘管座	Dust pipe seat		1		1		1		1		1	1
4	GB/T 5780	螺栓M6×12	Bolt M6×12		12		12		12		12		12	12
5	GB/T 93	垫圈6	Spring lock washer 6		12		12		12		12		12	12
6	304.31.144	纸垫	Paper gasket		2		2		2		2		2	2
7	304.31.123-1	摆衬	Pendulum lining		2		2		2		2		2	2
8	304.31.124	摆座	Pendulum seat		2		2		2		2		2	2
9	GB/T 7940.1	油杯M10×1	Oil cup M10×1		2		2		2		2		2	2
10	GB/T 3452.1	O型密封圈85×2.65	O-ring 85×2.65		2		2		2		2		2	2
11	304.31.113	止推垫片	Thrust washer		2		2		2		2		2	2
12	GB/T 810	小圆螺母 (M33×1.5)	Nut (M33×1.5)		2		2		2		2		2	2
13	GB/T 858	圆螺母用止动垫圈33	Washer 33		1		1		1		1		1	1
14	GB/T 9877.1	油封FB45 70 8	Oil seal FB45 70 8		1		1		1		1		1	1
15	304.31.122	支承套	Supporting sleeve		1		1		1		1		1	1
16	GB/T 3452.1	O型密封圈32.5×2.65	O-ring 32.5×2.65		2		2		2		2		2	2
17	GB/T 297	滚动轴承32007	Rolling bearing 32007		1		1		1		1		1	1
18	304.31.106	轴座	Shaft seat		1		1		1		1		1	1
19	GB/T 5783	螺栓M10×30	Bolt M10×30		6		6		6		6		6	6
20	GB/T 93	垫圈10	Spring lock washer 10		6		6		6		6		6	6
21	GB/ T3452.1	O型密封圈95×2.65	O-ring 95×2.65		1		1		1		1		1	1
22	GB/T 297	滚动轴承30208	Rolling bearing 30208		1		1		1		1		1	1

续. 前中央传动(一) (四轮驱动)

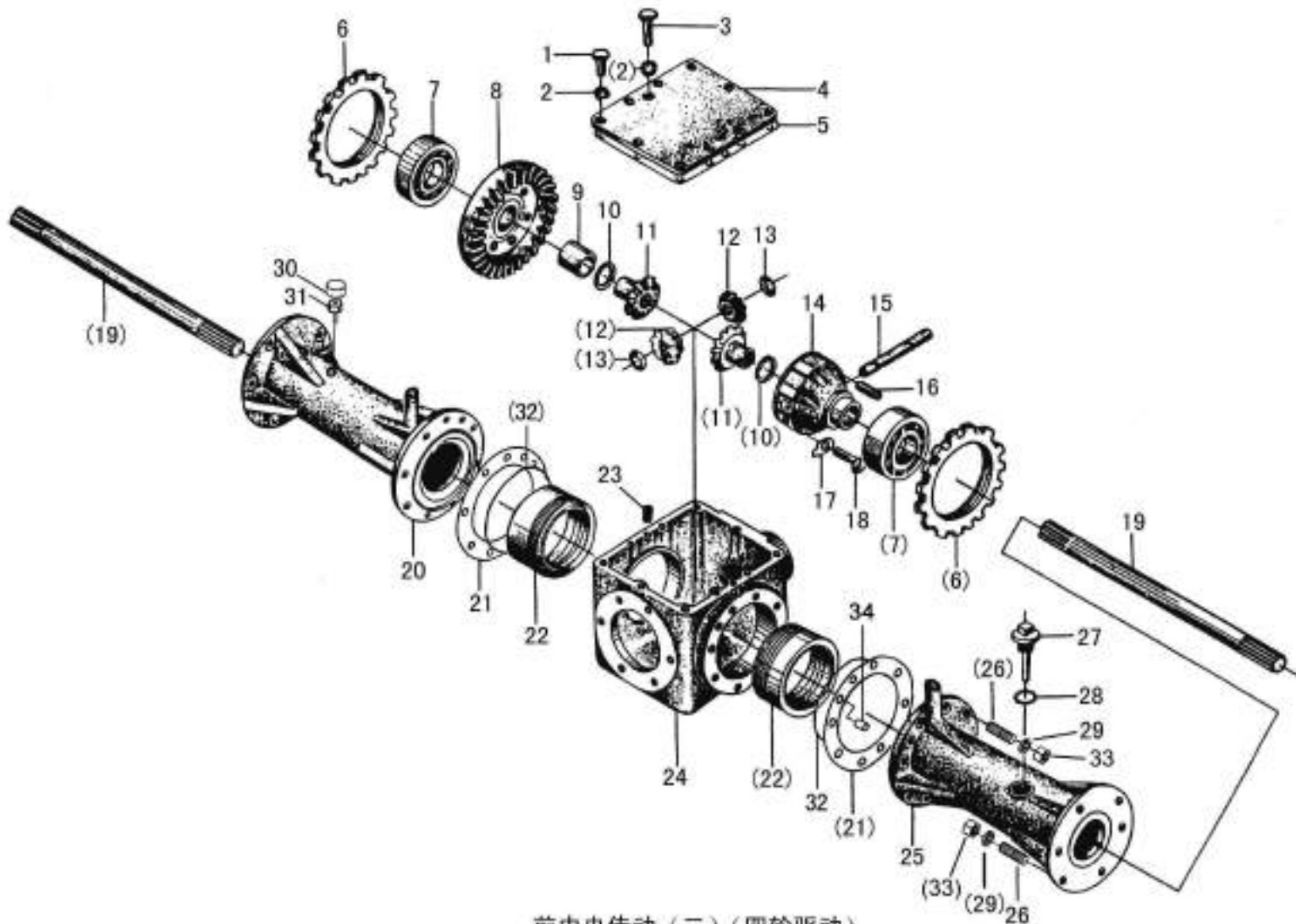
Cont. Front Central Drive (A) (Four wheel drive )

序号 Ser.No.	代号 Part No.	名称	Name	数量 Qty.											
				400	404	450	454	500	504	550	554	600	604	650	654
23	404.31.117	主动齿轮	Driving gear		1		1		1		1		1		1
24	304.31.502	调整垫片0.7	Adjusting shim 0.7		△		△		△		△		△		△
25	304.31.104-1	主传动壳体	Main drive case		1		1		1		1		1		1
26	GB.3452.1	O形密封圈10×2.65	O-ring 10×2.65		1		1		1		1		1		1
27	304.31.152	螺塞	Bevel screw plug		1		1		1		1		1		1
28		橡胶垫	Rubber pad		2		2		2		2		2		2
29	GB/T5783	螺栓M12×35	Bolt M12×30		8		8		8		8		8		8
30	GB/T93	垫圈12	Spring lock washer 12		8		8		8		8		8		8
31	GB/T119	销D8×16	Parallel pin D8×16		4		4		4		4		4		4
32	304.31.111	防尘盖	Dust cap		1		1		1		1		1		1
33	GB/T6170	螺母M12	Nut M12		4		4		4		4		4		4
34	GB/T93	垫圈14	Spring lock washer 14		4		4		4		4		4		4
35	GB/T5782	螺栓M16×80	Bolt M16×80		4		4		4		4		4		4
36	GB/T6175	螺母M16	Nut M16		2		2		2		2		2		2
37	GB/T93	垫圈16	Washer 16		6		6		6		6		6		6
38	GB/T898	螺柱AM16×80	Stud AM16×80		2		2		2		2		2		2
39	GB/T5782	螺栓M16×85	Bolt M16×85		4		4		4		4(a)		4		
											2(b)				2
40	GB/T5782	螺栓M16×135	Bolt M16×135								2(b)				2
41	700.31.106	定位套	Bush								2				2

△适量 Just right amount

(a) SL4105BT

(b) YTR4105T



前中央传动(二)(四轮驱动)  
Front Central Drive(B)(Four wheel drive)

前中央传动(二) (四轮驱动)

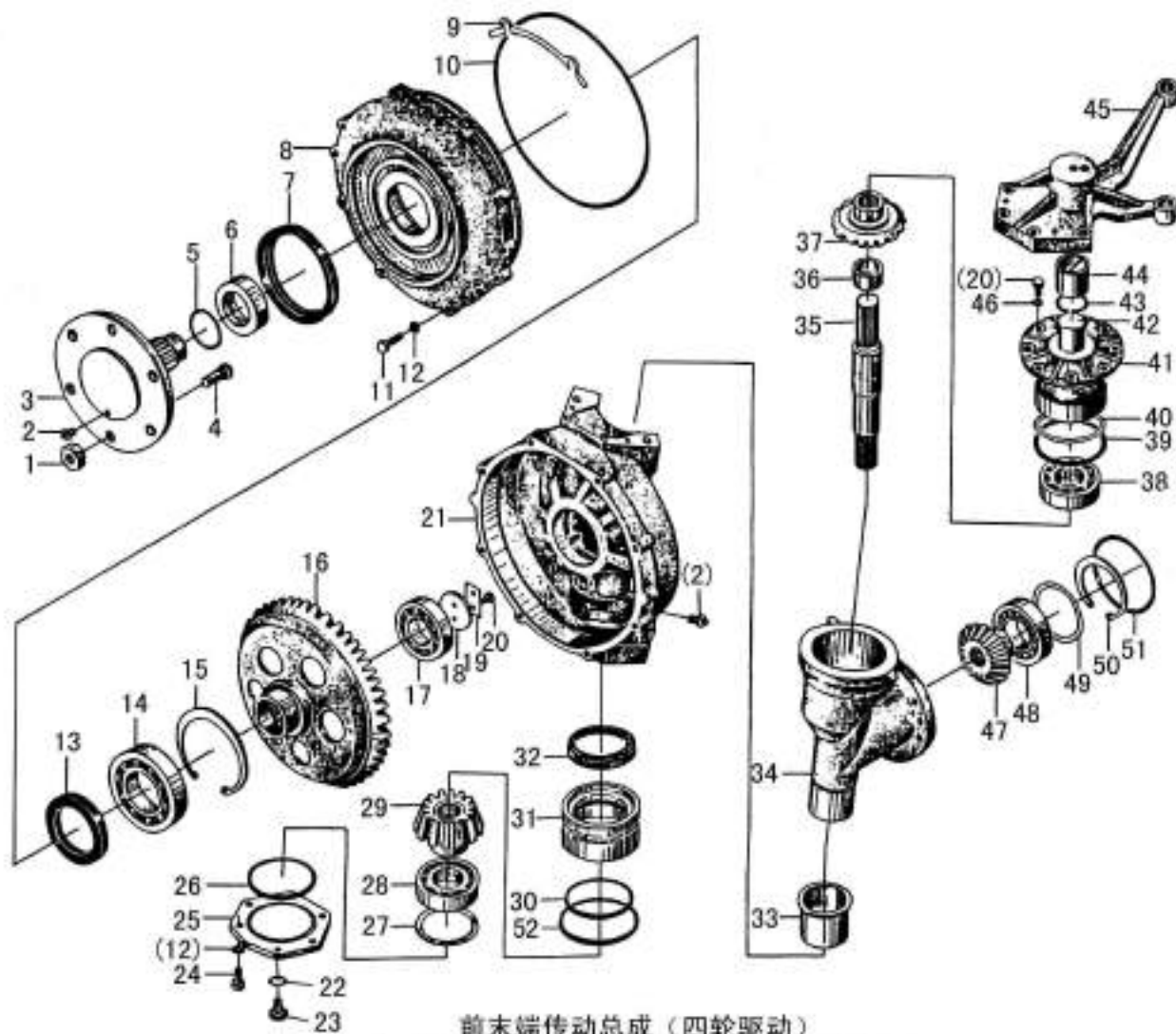
Front Central Drive (B) (Four wheel drive )

序号 Ser.No.	代号 Part No.	名称	Name	数量 Qty.											
				400	404	450	454	500	504	550	554	600	604	650	654
1	GB/T 5781	螺栓M8×25	Bolt M8×25		10		10		10		10		10		10
2	GB/T 93	垫圈8	Spring lock washer 8		10		10		10		10		10		10
3	304.31.138	限位螺钉	Limit screw		2		2		2		2		2		2
4	304.31.130	箱盖	Case cover		1		1		1		1		1		1
5	304.31.131	纸垫	Paler gasket		1		1		1		1		1		1
6	304.31.109	调整螺母	Adjusting nut		2		2		2		2		2		2
7	GB/T297	滚动轴承30211	Rolling bearing 30211		2		2		2		2		2		2
8	304.31.118	从动齿轮	Driven gear		1		1		1		1		1		1
9	304.31.119-1	衬套	Bush		1		1		1		1		1		1
10	304.31.130	平垫片	Plain washer		2		2		2		2		2		2
11	304.31.103	半轴齿轮	Differential side gear		2		2		2		2		2		2
12	304.31.102	行星齿轮	Planet gear		2		2		2		2		2		2
13	304.31.121	球垫片	Spherical washer		2		2		2		2		2		2
14	304.31.107	差速器壳体	Differential cover		1		1		1		1		1		1
15	304.31.116-2	行星齿轮轴	Planet gear shaft		1		1		1		1		1		1
16	GB/T 879	销6×30	Pin 6×30		1		1		1		1		1		1
17	GB/T 861.1	内齿销紧垫圈10	Internal tooth lock washer 10		6		6		6		6		6		6
18	GB/T 5785	螺栓m10×1×85	Bolt M10×1×85		6		6		6		6		6		6
19	404.31.108-1	半轴	Differential axle		2		2		2		2		2		2
20	304.31.105A-3	半轴套管	Differential axle housing		1		1		1		1		1		1
21	304.31.115-1	纸垫	Paper gasket		2		2		2		2		2		2
22	304.31.110	轴承座	Bearing seat		2		2		2		2		2		2
23	GB/T 72	螺钉M8×22	Screw M8×22		2		2		2		2		2		2

续. 前中央传动(二) (四轮驱动)

Cont. Front Central Drive (B) (Four wheel drive )

序号 Ser.No.	代号 Part No.	名称	Name	数量 Qty.											
				400	404	450	454	500	504	550	554	600	604	650	654
24	304.31.104-1	主传动壳体	Front case		1		1		1		1		1		1
25	304YZ.31.105A-1	右半轴套管	Differential axle housing		2		2		2		2		2		2
26	GB/T 899	螺栓AM12-M12×1.25×30	Stud AM12-M12×1.25×30		28		28		28		28		28		28
27	184.31.030	前桥量油尺总成	Dipstick assembly		1		1		1		1		1		1
28	GB 3452.1	O形密封圈13.2×2.65	O-ring 13.2×2.65		1		1		1		1		1		1
29	GB/T 93	垫圈12	Spring lock washer 12		28		28		28		28		28		28
30	184.31.060	呼吸器	Vent pipe		1		1		1		1		1		1
31	184.31.125-1	通气螺塞	Vent pipe plug		1		1		1		1		1		1
32	GB 3452.1	O形密封圈112×2.65	O-ring 112×2.65		2		1		1		1		1		1
33	GB/T 6176	螺母M12×1.25	Num M12×1.25		28		28		28		28		28		28
34	GB/T119	销B10×25	pin B10×25		2		2		2		2		2		2



前末端传动总成（四轮驱动）  
Front Final Drive Assembly (Four wheel drive)

前末端传动总成 (四轮驱动)

Fornt Final Drive Assembly (Four wheel drive )

序号 Ser.No.	代号 Part No.	名称	Name	数量 Qty.											
				400	404	450	454	500	504	550	554	600	604	650	654
1	300.39.114	车轮固定螺母	Wheel fixing nut		12		12		12		12		12		12
2	GB/T 7940.1	油杯M10×1	Oil cup M10×1		4		4		4		4		4		4
3	304.31.179-3	前驱动轴	Front driving shaft		2		2		2		2		2		2
4	300.39.113	车轮固定螺钉	Wheel fixing screw		12		12		12		12		12		12
5	GB3452.1	O型密封圈46.2×3.55	O-ring 46.2×3.55		2		2		2		2		2		2
6	304.31.178-2	垫套	Liner		2		2		2		2		2		2
7	304.31.180	端面油封	End face oil seal		2		2		2		2		2		2
8	304.31.151	前驱动端盖	Front drive end cover		2		2		2		2		2		2
9	304.31.173	调整垫片0.2	Adjusting shim 0.2		△		△		△		△		△		△
	304.31.174	调整垫片0.5	Adjusting shim 0.5		△		△		△		△		△		△
	304.31.175	调整垫片1.0	Adjusting shim 1.0		△		△		△		△		△		△
10	GB/T 3452.1	O型密封圈258×5.3	O-ring 258×5.3		2		2		2		2		2		2
11	GB/T 5783	螺栓M10×35	Bolt M10×35		16		16		16		16		16		16
12	GB/T 93	垫圈10	Spring lock washer 10		28		28		28		28		28		28
13	GB/T 9877.1	旋转轴唇形密封圈FB65 90 10	Oil seal FB65 90 10		2		2		2		2		2		2
14	GB/T 276	滚动轴承6310	Rolling bearing 310		2		2		2		2		2		2
15	GB/T 893.1	挡圈110	Circlip for hole 110		2		2		2		2		2		2
16	304.31.153	前末端传动大齿轮	Large gear,front final drive		2		2		2		2		2		2
17	GB/T 283	滚动轴承N208E	Rolling bearing N208E		2		2		2		2		2		2
18	304.31.182	压板	Clamping plate		2		2		2		2		2		2
19	304.31.181	保险垫片	Safety washer		2		2		2		2		2		2
20	GB/T 5783	螺栓M8×20(40Cr调质)	Bolt M8×20 (40Cr,hardened and tempered)		20		20		20		20		20		20

△适量 Just right amount



继.前末端传动总成 (四轮驱动)

Cont. Fornt Final Drive Assembly (Four wheel drive )

序号 Ser.No.	代号 Part No.	名称	Name	数量 Qty.											
				400	404	450	454	500	504	550	554	600	604	650	654
21	304.31.150	右边减速壳体	Right side reduction housing		1		1		1		1		1		1
	304.31.154	左边减速壳体	Left side reduction housing		1		1		1		1		1		1
22	GB 3452.1	O型密封圈 10×2.65	O-ring 10×2.65		2		2		2		2		2		2
23	304.31.152	螺塞	Plug		1		1		1		1		1		1
24	GB/T5783	螺栓M10×25 (40Cr调质)	Bolt M10×25(40Cr,hardened and tempered)		12		12		12		12		12		12
25	304.31.172-1	下端盖	Lower end cover		2		2		2		2		2		2
26	GB 3452.1	O型密封圈90×2.65	O-ring 90×2.65		2		2		2		2		2		2
27	304.31.169	调整垫圈0.2	Adjusting shim 0.2		△		△		△		△		△		△
	304.31.170	调整垫圈0.5	Adjusting shim 0.5		△		△		△		△		△		△
	304.31.171	调整垫圈1.0	Adjusting shim 1.0		△		△		△		△		△		△
28	GB/T 297	滚动轴承30210	Rolling bearing 30210		2		2		2		2		2		2
29	304.31.167	前末端小齿轮	Pinion gear,front final drive		2		2		2		2		2		2
30	GB 3452.1	O型密封圈63×5.3	O-ring 63×5.3		2		2		2		2		2		2
31	304.31.215-1	支承套	Supporting sleeve		2		2		2		2		2		2
32	304.31.217	防尘圈	Dust ring		2		2		2		2		2		2
33	304.31.177	衬套	Boot		2		2		2		2		2		2
34	304.31.161	左立轴套管	Left Kingpin housing		1		1		1		1		1		1
	304.31.187	右立轴套管	Right Kingpin housing		1		1		1		1		1		1
35	304.31.183	立轴	Kingpin		2		2		2		2		2		2
36	304.31.165	隔套	Supporting sleeve		2		2		2		2		2		2
37	304.31.184	锥齿轮 (二)	Bevel bearing (2)		2		2		2		2		2		2
38	GB/T 297	滚动轴承30208	Rolling bearing 30208		2		2		2		2		2		2

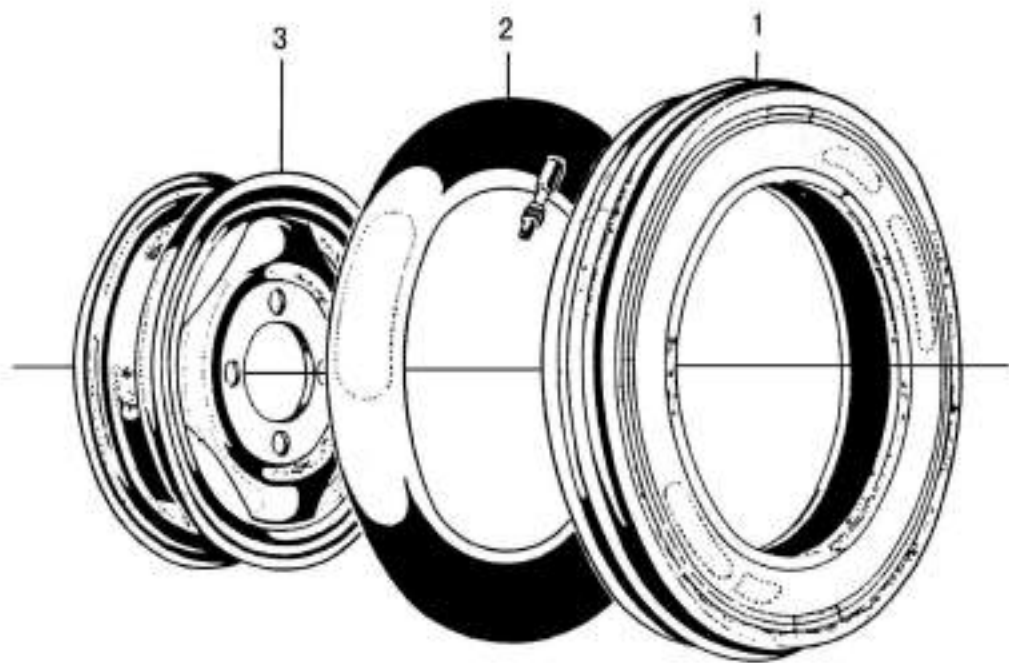
△适量 Just right amount

续.前末端传动总成 (四轮驱动)

Cont. Fornt Final Drive Assembly (Four wheel drive )

序号 Ser.No.	代号 Part No.	名称	Name	数量 Qty.											
				400	404	450	454	500	504	550	554	600	604	650	654
39	GB 3452.1	O型密封圈85×5.3	O-ring 85×5.3		2		1		1		1		1		1
40	304.31.157	调整垫圈0.2	Adjusting shim 0.2		△		△		△		△		△		△
	304.31.158	调整垫圈0.5	Adjusting shim 0.5		△		△		△		△		△		△
	304.31.159	调整垫圈1.0	Adjusting shim 1.0		△		△		△		△		△		△
41	304.31.160	主销轴座	Kingpin shaft seat		2		12		12		12		12		12
42	304.31.216-1	主销轴头	Kingpin shaft head		2		2		2		2		2		2
43	GB 3452.1	O型密封圈37.8×3.55	O-ring 37.8×3.55		2		2		2		2		2		2
44	304.31.156-1	衬套	Bush		2		2		2		2		2		2
45	304YZ.31.155-1	左转向臂	Left steering knuckle arm		1		1		1		1		1		1
	304.31.186-1	右转向臂	Right steering Knuckle arm		1		1		1		1		1		1
46	GB/T 93	垫圈8	Spring lock washer 8		20		20		20		20		20		20
47	304.31.166	锥齿轮 (一)	Bevel gear (1)		2		2		2		2		2		2
48	GB/T 276	滚动轴承6209	Rolling bearing 6209		2		2		2		2		2		2
49	304.31.162	调整垫圈0.2	Adjusting shim 0.2		△		△		△		△		△		△
	304.31.163	调整垫圈0.5	Adjusting shim 0.5		△		△		△		△		△		△
	304.31.164	调整垫圈1.0	Adjusting shim 1.0		△		△		△		△		△		△
50	GB/T 893.1	挡圈85	Circlip for hole 85		2		2		2		2		2		2
51	GB3452.1	O型密封圈100×5.3	O-ring 100×5.3		2		2		2		2		2		2
52	GB3452.1	O型密封圈77.5×2.65	O-ring 77.5×2.65		2		2		2		2		2		2

△适量 Just right amount

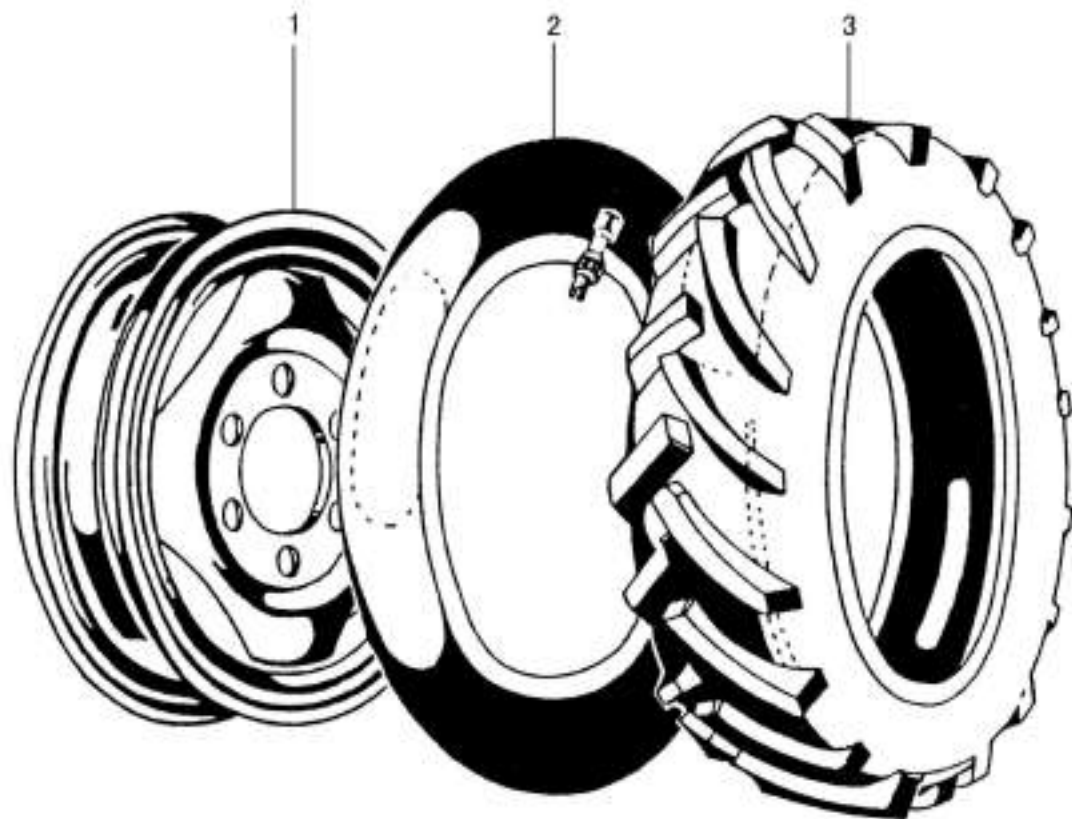


导向轮  
Directive Wheel

## 导向轮

### Directive wheel

序号 Ser.No.	代号 Part No.	名称	Name	数量 Qty.											
				400	404	450	454	500	504	550	554	600	604	650	654
1	400.32.011	导向轮轮辋焊合件①②	Rim assembly directive wheel	2		2		2		2		2		2	
	400.32.011A	导向轮轮辋焊合件③	Rim assembly directive wheel	2		2		2		2					
		(选装)	(Selected by user)												
2	GB/T 2979	6.00-16导向轮内胎①	Tube 6.00-16	2		2		2							
	GB/T 2979	6.50-16导向轮内胎②	Tube 6.50-16							2		2		2	
		31×9.5-16草地胎内胎③	Tube 31×9.5-16	2		2		2		2					
		(选装)	(Selected by user)												
3	GB/T 2979	6.00-16导向轮外胎①	Tyre 6.00-16	2		2		2							
	GB/T 2979	6.50-16导向轮外胎②	Tyre 6.50-16							2		2		2	
		31×9.5-16草地胎外胎③	Tyre 31×9.5-16	2		2		2		2					
		(选装)	(Selected by user)												

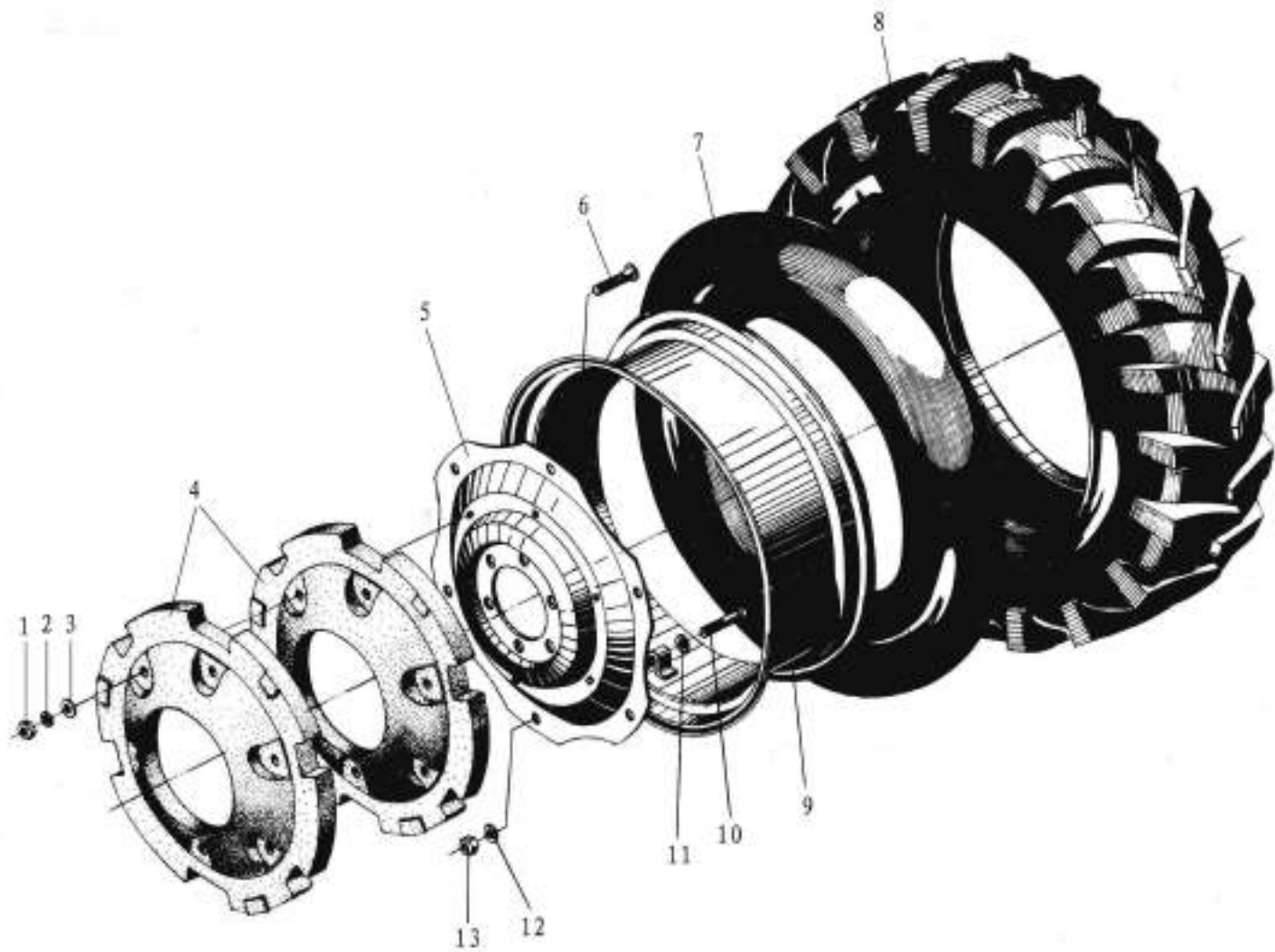


前驱动轮（四轮驱动）  
Front Driving Wheel (Four wheel drive)

前驱动轮（四轮驱动）

Front driving wheel ( Four wheel drive )

序号 Ser.No.	代号 Part No.	名称	Name	数量 Qty.												
				400	404	450	454	500	504	550	554	600	604	650	654	
1	304.32.011B	前驱动轮轮辋焊合件①	Rim assembly,fornt driving wheel		2											
	454.32.011	前驱动轮轮辋焊合件②④	Rim assembly,fornt driving wheel		2		2		2							
	554.32.011	前驱动轮轮辋焊合件③	Rim assembly,fornt driving wheel								2		2			2
	304.32.011A	前驱动轮轮辋焊合件④	Rim assembly,fornt driving wheel		2		2		2		2					
2	GB/T 2979	7.50-16前驱动轮内胎①	Tube 7.50-16		2		2		2							
	GB/T 2979	8.3-20前驱动轮内胎②	Tube 8.3-20		2		2		2							
	GB/T 2979	8.3-24前驱动轮内胎③	Tube 8.3-24								2		2			2
	GB/T 2979	8.3-20水田胎内胎④	Tyre8.3-20 (for paddyfield tractor)		2		2		2		2		2			2
		31-9.5×16草地胎内胎⑤	Tube 31-9.5×16(for gardening tractor)		2		2		2		2					
3	GB/T 2979	7.50-16前驱动轮外胎①	Tyre 7.50-16		2		2		2							
	GB/T 2979	8.3-20前驱动轮外胎②	Tyre 8.3-20		2		2		2							
	GB/T 2979	8.3-24前驱动轮外胎③	Tyre 8.3-24								2		2			2
	GB/T 2979	8.3-20水田胎外胎④	Tyre8.3-20 (for paddyfield tractor)		2		2		2		2		2			2
		31-9.5×16草地胎外胎⑤	Tyre 31-9.5×16(for gardening tractor)		2		2		2		2					



驱动轮  
Driving Wheel

# 驱动轮

## Driving wheel

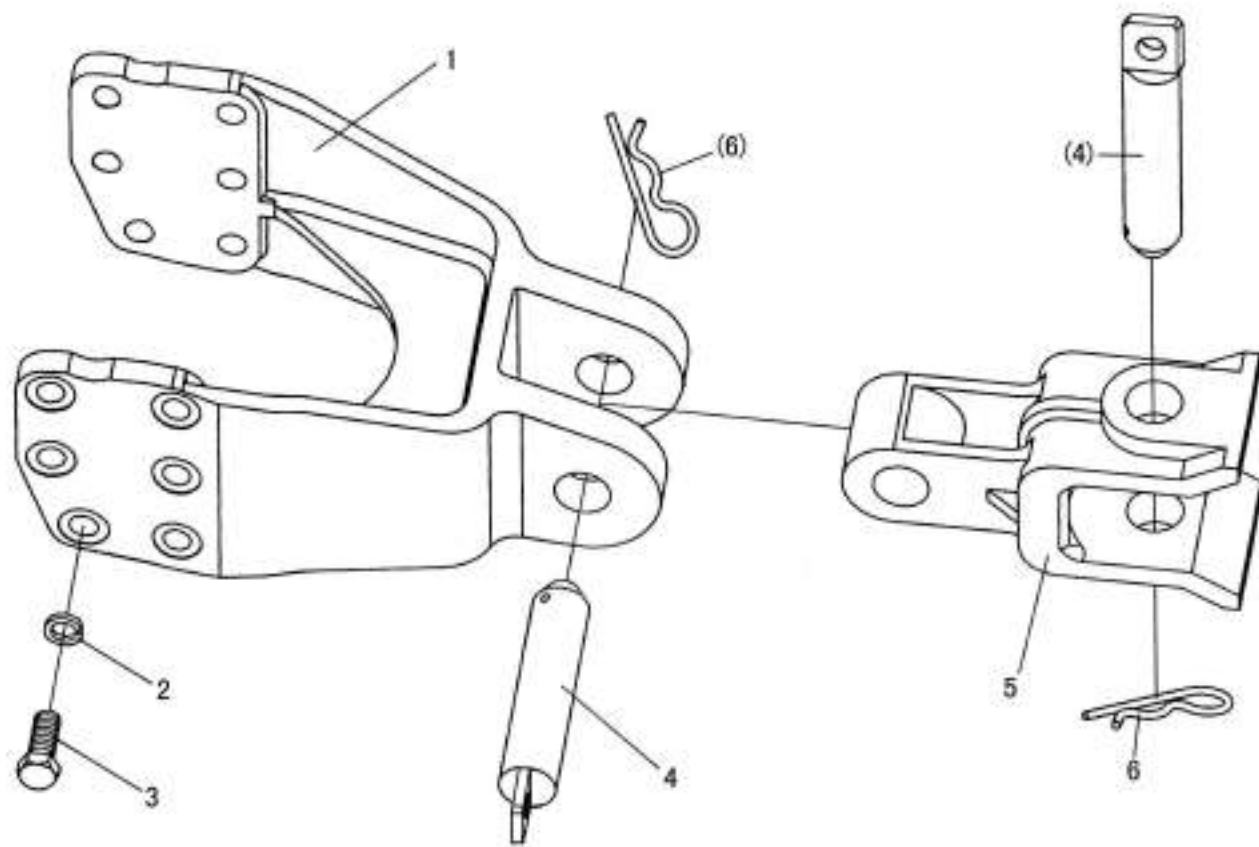
序号 Ser.No.	代号 Part No.	名称	Name	数量 Qty.											
				400	404	450	454	500	504	550	554	600	604	650	654
1	GB/T 6170	螺母M16	Nut M16	12	12	12	12	12	12	12	12	12	12	12	12
2	GB/T 93	垫圈16	Washer 16	12	12	12	12	12	12	12	12	12	12	12	12
3	400.34.108-1	垫圈	Washer 16	12	12	12	12	12	12	12	12	12	12	12	12
4	400.34.105-3	配重铁	Ballast	4	4	4	4	4	4	4	4	4	4	4	4
5	400.34.102-1	驱动轮辐板①②③⑤	Spoke,driving wheel	2	2	2	2	2	2						
	550.34.102	驱动轮辐板④	Spoke,driving wheel							2	2	2	2	2	2
6	GB/T 12	螺栓M16×95	Bolt M16×95	12	12	12	12	12	12	12	12	12	12	12	12
7	GB/T 2979	11.2-28驱动轮内胎①	Tube 11.2-28	2	2										
		12.4-28驱动轮内胎②	Tube 12.4-28	2	2	2	2	2	2	2	2				
		13.6-28驱动轮内胎③	Tube 13.6-28							2	2	2	2	2	2
		12.4-32驱动轮内胎④	Tube 12.4-32							2	2	2	2	2	2
		11-28水田胎内胎⑤	Tube 11-28(for paddyfield tractor)	2	2	2	2	2	2	2	2	2	2	2	2
		13-20草地胎内胎⑥	Tube 13-20(for gardening tractor)	2	2	2	2	2	2	2	2				
8	GB/T 2979	11.2-28驱动轮外胎①	Tyre 11.2-28	2	2										
		12.4-28驱动轮外胎②	Tyre 12.4-28	2	2	2	2	2	2	2	2				
		13.6-28驱动轮外胎③	Tyre 13.6-28							2	2	2	2	2	2
		12.4-32驱动轮外胎④	Tyre 12.4-32							2	2	2	2	2	2
		11-28水田胎外胎⑤	Tyre 11-28(for paddyfield tractor)	2	2	2	2	2	2	2	2	2	2	2	2
		13-20草地胎外胎⑥	Tyre 13-20(for gardening tractor)	2	2	2	2	2	2	2	2				
9	400.34.011	驱动轮轮辋焊合件①⑤	Rim assembly,driving wheel	2	2	2	2	2	2	2	2	2	2	2	2
	450.34.011	驱动轮轮辋焊合件②③	Rim assembly,driving wheel	2	2	2	2	2	2	2	2				
	550.34.101	驱动轮轮辋焊合件④	Rim assembly,driving wheel							2	2	2	2	2	2
	400.34.011B-1	驱动轮轮辋焊合件⑥	Rim assembly,driving wheel	2	2	2	2	2	2	2	2				



续.驱动轮

Cont.Driving wheel

序号 Ser.No.	代号 Part No.	名称	Name	数量 Qty.											
				400	404	450	454	500	504	550	554	600	604	650	654
10	GB/T 13	螺栓M16×80	Bolt M16×80	12	12	12	12	12	12	12	12	12	12	12	12
11	GB/T 97.1	垫圈16	Washer 16	12	12	12	12	12	12	12	12	12	12	12	12
12	GB/T 93	垫圈16	Washer 16	12	12	12	12	12	12	12	12	12	12	12	12
13	GB/T 6170	螺母 M16	Nut M16	12	12	12	12	12	12	12	12	12	12	12	12

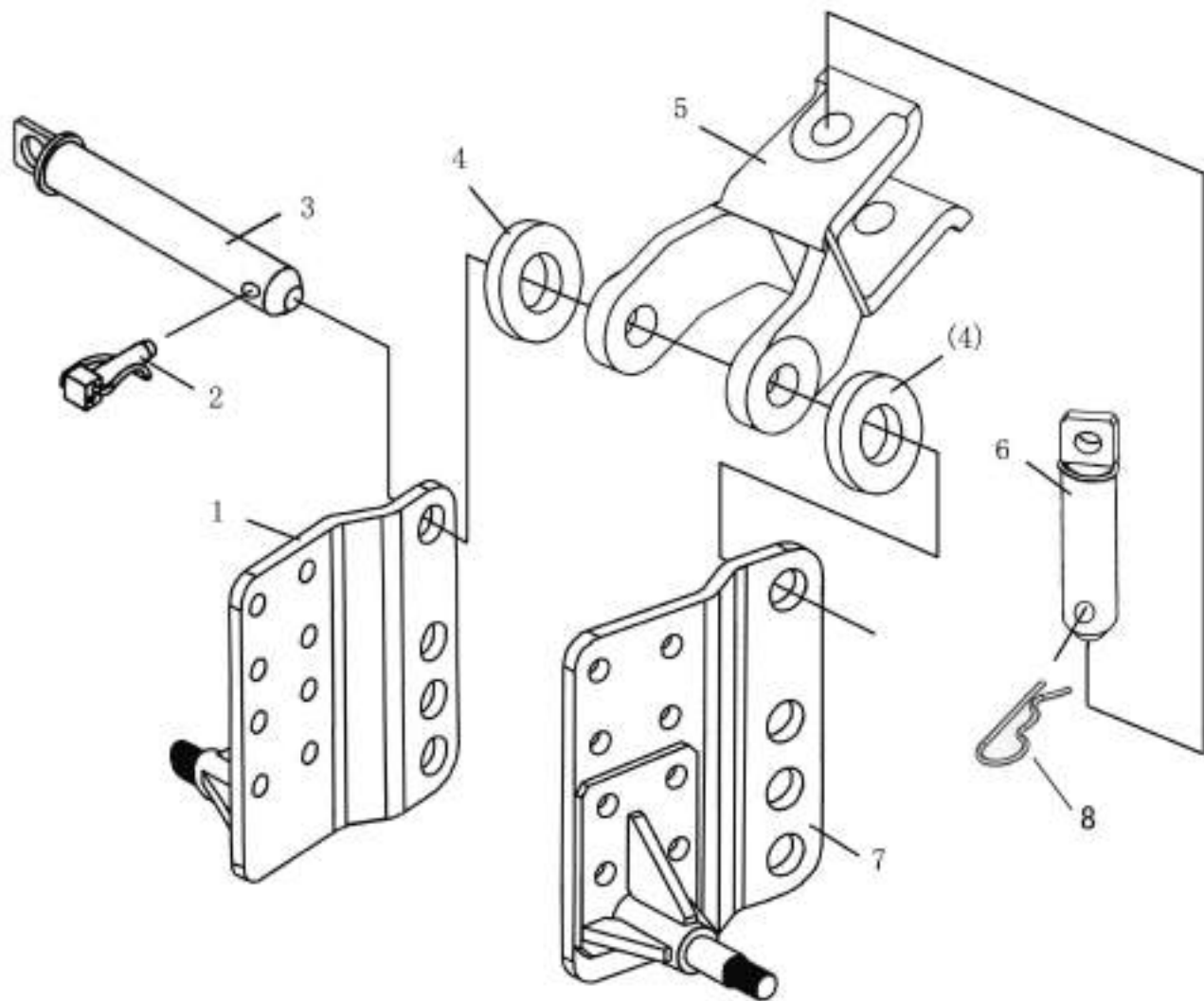


牵引总成 (1)  
Drawbar (1)

## 牵引总成(I)

### Drawbar ( I )

序号 Ser.No.	代号 Part No.	名称	Name	数量 Qty.											
				400	404	450	454	500	504	550	554	600	604	650	654
1	400.35.011	牵引板总成	Drawbar	1	1	1	1	1	1	1	1	1	1	1	1
2	GB/T 93	垫圈16	Washer 16	12	12	12	12	12	12	12	12	12	12	12	12
3	GB/T 5783	螺栓M16×40	Bolt M16×40	12	12	12	12	12	12	12	12	12	12	12	12
4	160.35.012-1	牵引销焊合件	Drawbar pin	2	2	2	2	2	2	2	2	2	2	2	2
5	400.35.102	牵引十字节	Drawbar crossing	1	1	1	1	1	1	1	1	1	1	1	1
6	160.35.107	弹簧锁销	Lock pin	2	2	2	2	2	2	2	2	2	2	2	2

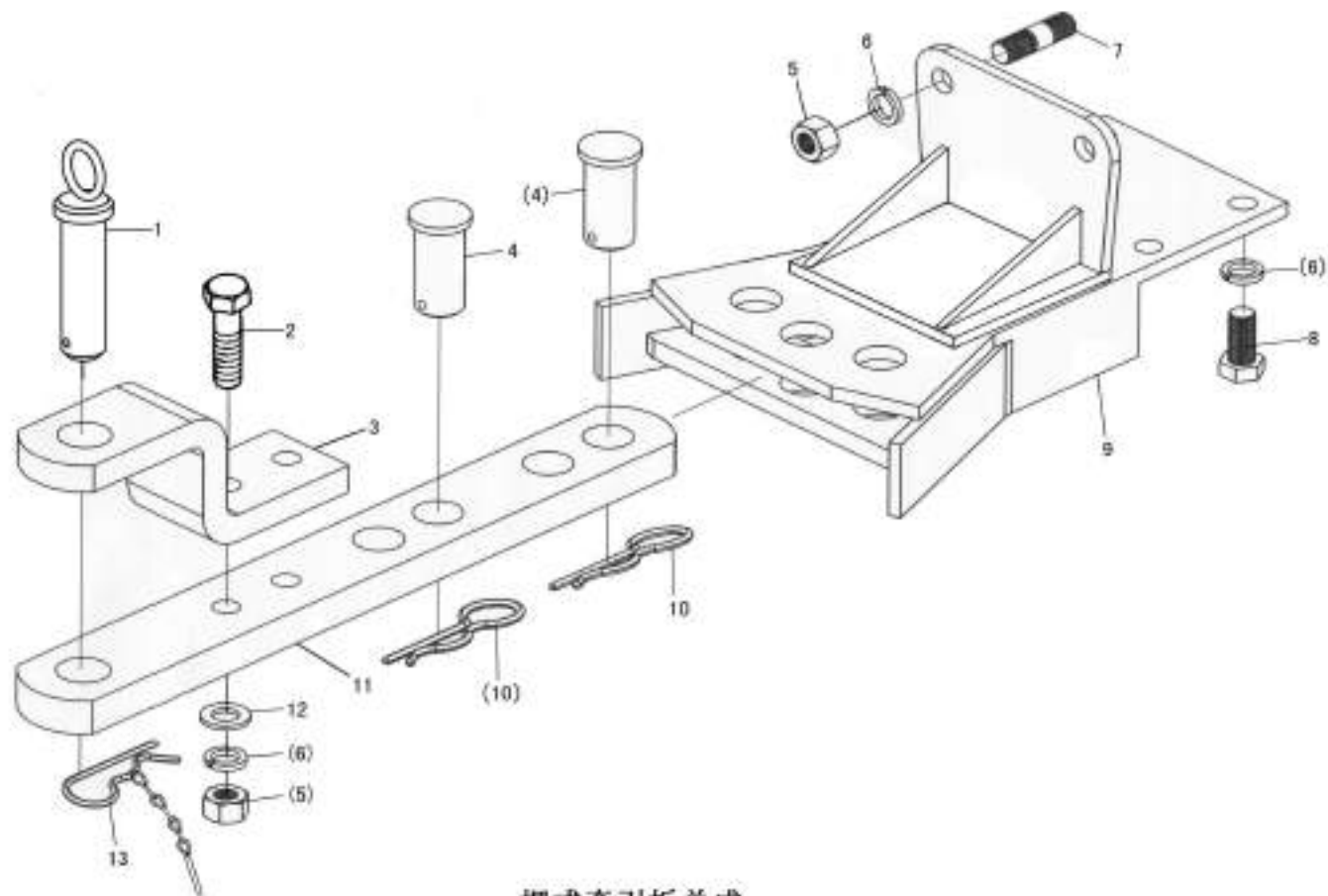


牵引板总成(II)  
Drawbar ( II )

## 牵引总成(II)

### Drawbar(II)

序号 Ser.No.	代号 Part No.	名称	Name	数量 Qty.											
				400	404	450	454	500	504	550	554	600	604	650	654
1	400.35.022-1	右侧连接板	Right bracket weldment	1	1	1	1	1	1						
	450.35.022-1	右侧连接板	Right bracket weldment							1	1	1	1	1	1
2	160.56.014	锁销总成	Lock pin	1	1	1	1	1	1	1	1	1	1	1	1
3	254.35.112	牵引销	Drawbar connecting pin	1	1	1	1	1	1	1	1	1	1	1	1
4	400.35.203	隔套	Bush	2	2	2	2	2	2	2	2	2	2	2	2
5	160.35.102-1	牵引十字节	Drawbar crossing	1	1	1	1	1	1	1	1	1	1	1	1
6	160.35.012-1	牵引销焊合件(II)	Drawbar pin(II)	1	1	1	1	1	1	1	1	1	1	1	1
7	400.35.021-1	左侧连接板	Left bracket weldment	1	1	1	1	1	1						
	450.35.021-1	左侧连接板	Left bracket weldment							1	1	1	1	1	1
8	160.35.107	弹簧锁销	Lock pin	1	1	1	1	1	1	1	1	1	1	1	1

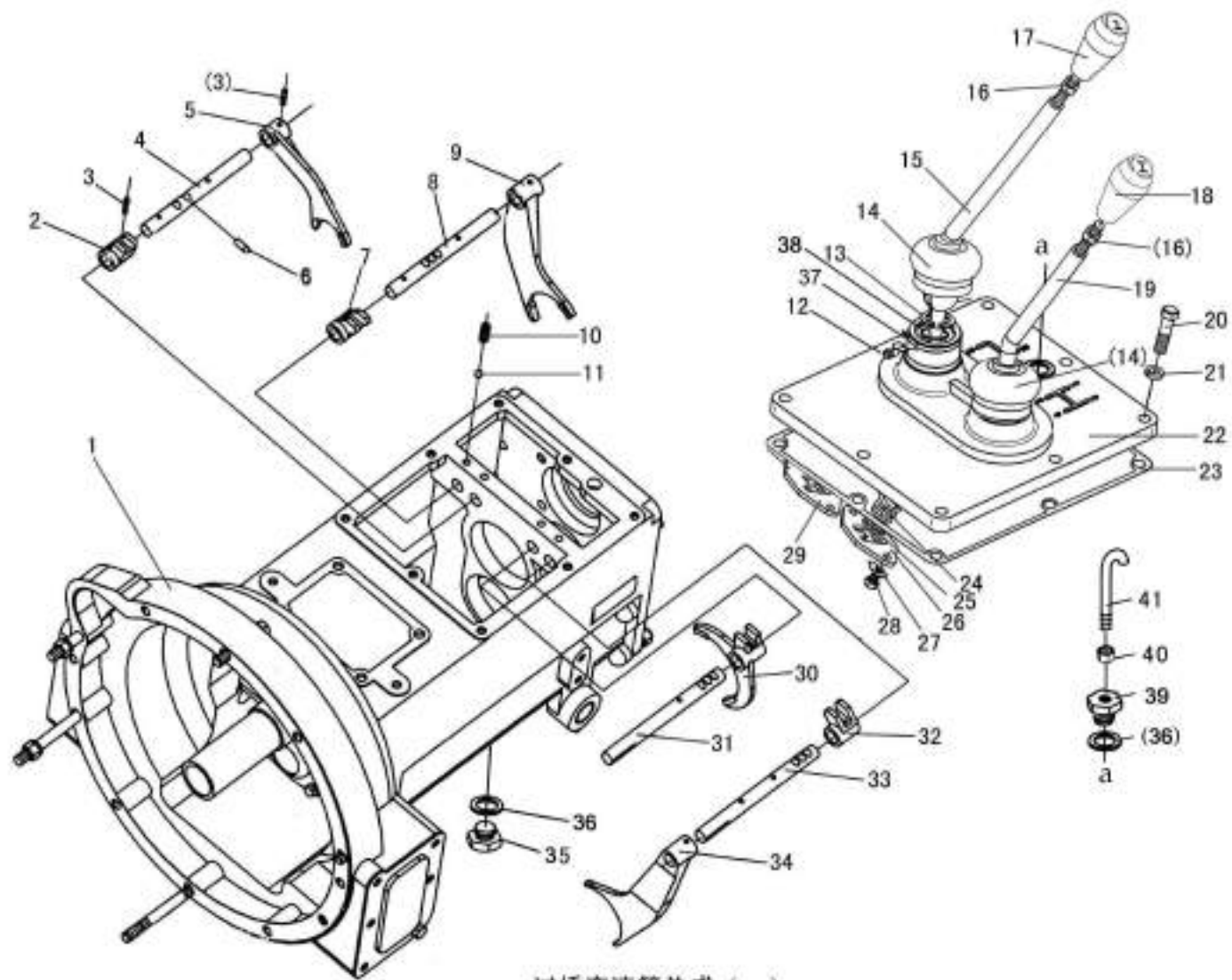


摆式牵引板总成  
Pendulum Drawbar

## 摆式牵引板总成

### Pendulum Drawbar

序号 Ser.No.	代号 Part No.	名称	Name	数量 Qty.											
				400	404	450	454	500	504	550	554	600	604	650	654
1	300E.35.019	后连接销焊合件	Drawbar connecting pin assembly	1	1	1	1	1	1	1	1	1	1	1	1
2	GB/T5782	螺栓M16×70	Bolt M16×70	2	2	2	2	2	2	2	2	2	2	2	2
3	300E.35.203	弯牵引杆	Drawbar	1	1	1	1	1	1	1	1	1	1	1	1
4	300.35.103	牵引销	Drawbar connecting pin	2	2	2	2	2	2						
	700.53.201	牵引销	Drawbar connecting pin							2	2	2	2	2	2
5	GB/T6170	螺母M16	Nut M16	4	4	4	4	4	4	4	4	4	4	4	4
6	GB/T93	垫圈16	Washer 16	8	8	8	8	8	8	8	8	8	8	8	8
7	GB/T898	螺柱AM16-M16×35	Stud AM16-M16×35	2	2	2	2	2	2	2	2	2	2	2	2
8	GB/T5783	螺栓M16×35	Bolt M16×35	4	4	4	4	4	4	4	4	4	4	4	4
9	300.35.011-1	牵引板焊合件	Pendulum Drawbar assembly	1	1	1	1	1	1						
	400.35.011B-1	牵引板座焊合件	Pendulum Drawbar assembly							1	1	1	1	1	1
10	300.35.104	锁销	Lock pin	2	2	2	2	2	2	2	2	2	2	2	2
11	300.35.013	牵引杆焊合件	Drawbar	1	1	1	1	1	1	1	1	1	1	1	1
12	GB/T97.1	垫圈16	Washer 16	2	2	2	2	2	2	2	2	2	2	2	2
13	300E.35.020	弹簧锁销焊合件	Lock pin	1	1	1	1	1	1	1	1	1	1	1	1



过桥变速箱总成 (一)  
Intermediate Axle & Transmission (A)



## 过桥变速箱总成(一)

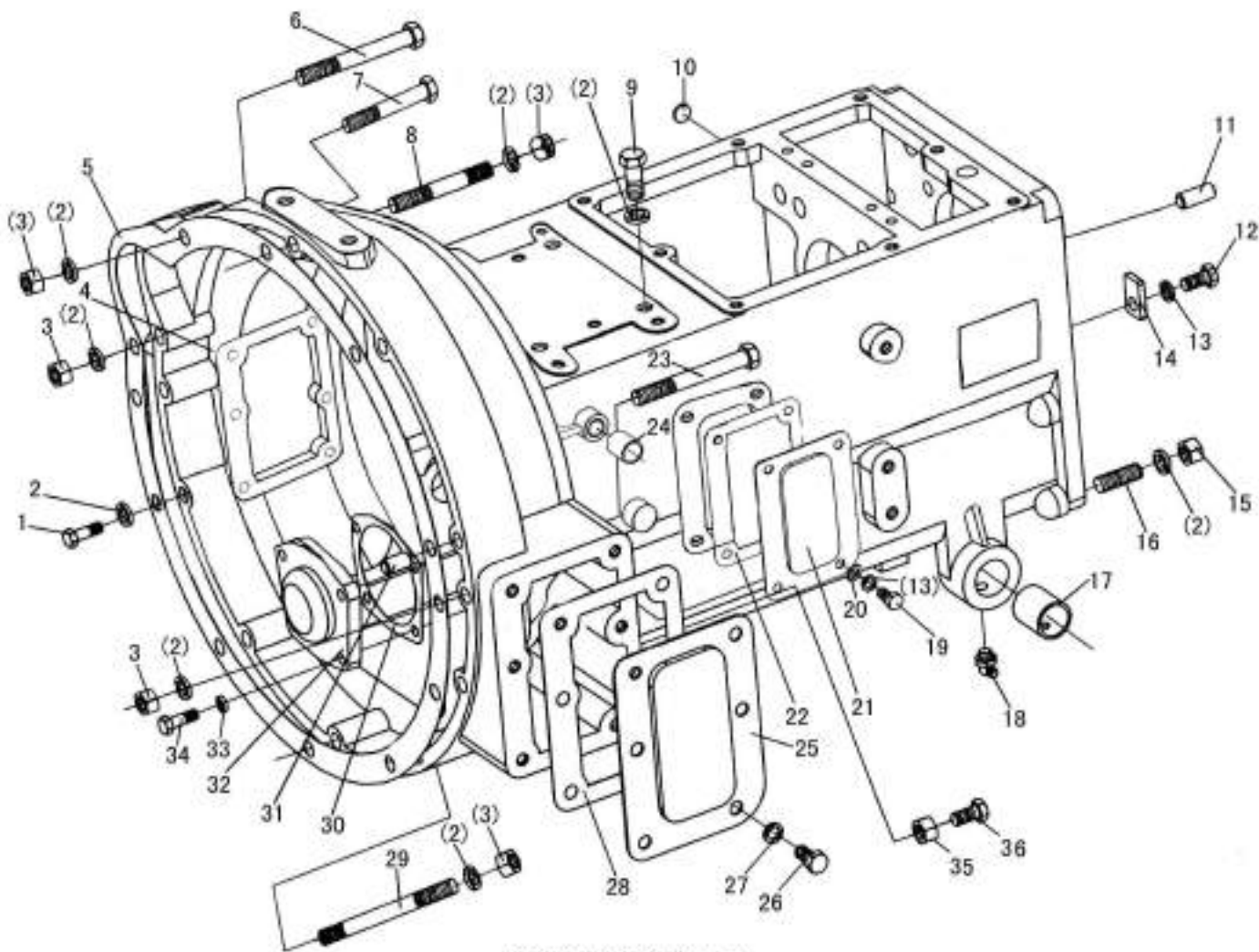
### Intermediate Axle & Transmission (A)

序号 Ser.No.	代号 Part No.	名称	Name	数量 Qty.												
				400	404	450	454	500	504	550	554	600	604	650	654	
1	400.37.101-1	变速箱体	Gear box	1	1	1	1	1	1	1	1	1	1	1	1	1
2	400.37.153	倒档拨头	Reverse shift lump	1	1	1	1	1	1	1	1	1	1	1	1	1
3	GB/T 879	销5×24	Pin 5×24	7	7	7	7	7	7	7	7	7	7	7	7	7
4	400.37.155	倒档拨叉轴	Reverse-fork shaft	1	1	1	1	1	1	1	1	1	1	1	1	1
5	400.37.146	倒档拨叉	Reverse-fork	1	1	1	1	1	1	1	1	1	1	1	1	1
6	400.37.151	互锁销	Pin	1	1	1	1	1	1	1	1	1	1	1	1	1
7	400.37.154	副变速拨头	Sub-lump	1	1	1	1	1	1	1	1	1	1	1	1	1
8	400.37.156	副变速拨叉轴	Sub-fork shaft	1	1	1	1	1	1	1	1	1	1	1	1	1
9	400.37.145-1	副变速拨叉	Sub-fork	1	1	1	1	1	1	1	1	1	1	1	1	1
10	400.38.186	拨叉轴定位弹簧	Spring	4	4	4	4	4	4	4	4	4	4	4	4	4
11	GB/T 308	钢球8.000G 100 b	Ball 8.000	4	4	4	4	4	4	4	4	4	4	4	4	4
12	GB/T75	螺钉M10×13	Screw M10×30	2	2	2	2	2	2	2	2	2	2	2	2	2
13	GB/T 893.1	挡圈37	Circlip 37	2	2	2	2	2	2	2	2	2	2	2	2	2
14	400.37.166	变速杆防尘罩	Sealing cap	2	2	2	2	2	2	2	2	2	2	2	2	2
15	400.37.160-1	副变速杆	Sub-selector lever	1	1	1	1	1	1	1	1	1	1	1	1	1
16	GB/T 6170	螺母M10	Nut M10	2	2	2	2	2	2	2	2	2	2	2	2	2
17	400.37.016	副变速手柄合件	Knob	1	1	1	1	1	1	1	1	1	1	1	1	1
18	400.37.015	主变速手柄合件	Knob	1	1	1	1	1	1	1	1	1	1	1	1	1
19	400.37.167-1	主变速杆	Selector Lever	1	1	1	1	1	1	1	1	1	1	1	1	1
20	GB/T 5783	螺栓M10×30	Bolt M10×30	8	8	8	8	8	8	8	8	8	8	8	8	8
21	GB/T 93	垫圈10	Washer 10	8	8	8	8	8	8	8	8	8	8	8	8	8
22	400.37.163-3	变速箱上盖	Cover	1	1	1	1	1	1	1	1	1	1	1	1	1
23	400.37.129	变速箱纸垫	Gasket	1	1	1	1	1	1	1	1	1	1	1	1	1

续.过桥变速箱总成(一)

Cont. Intermediate Axle & Transmission (A)

序号 Ser.No.	代号 Part No.	名称	Name	数量 Qty.												
				400	404	450	454	500	504	550	554	600	604	650	654	
24	160.37.183	变速杆弹簧	Spring	2	2	2	2	2	2	2	2	2	2	2	2	2
25	160.37.184	变速杆弹簧挡圈	Washer	2	2	2	2	2	2	2	2	2	2	2	2	2
26	400.37.162	主变速导板	Shift guide plate	1	1	1	1	1	1	1	1	1	1	1	1	1
27	400.37.164	止动垫圈	Washer	4	4	4	4	4	4	4	4	4	4	4	4	4
28	GB/T 5783	螺栓M8×16	Bolt M8×16	4	4	4	4	4	4	4	4	4	4	4	4	4
29	400.37.161	副变速导板	Sub-shift guide plate	1	1	1	1	1	1	1	1	1	1	1	1	1
30	400.37.147	III-IV档拨叉	III-IV Fork	1	1	1	1	1	1	1	1	1	1	1	1	1
31	400.37.150	III-IV档拨叉轴	III-IV Fork shaft	1	1	1	1	1	1	1	1	1	1	1	1	1
32	400.37.152	I-II档拨头	I-II Shaft lump	1	1	1	1	1	1	1	1	1	1	1	1	1
33	400.37.149	I-II档拨叉轴	I-II Fork shaft	1	1	1	1	1	1	1	1	1	1	1	1	1
34	400.37.148-1	I-II档拨叉	I-II Fork	1	1	1	1	1	1	1	1	1	1	1	1	1
35	400.38.024	放油螺塞	Oil drain plug	1	1	1	1	1	1	1	1	1	1	1	1	1
36		复合垫圈20	Seal washer 20	2	2	2	2	2	2	2	2	2	2	2	2	2
37	GB/T 921	锁圈41	Circlip 41	2	2	2	2	2	2	2	2	2	2	2	2	2
38	800.37.015	操纵杆密封圈	Oil seal	2	2	2	2	2	2	2	2	2	2	2	2	2
39	400.38.114-1	放油螺塞	Oil drain plug	1	1	1	1	1	1	1	1	1	1	1	1	1
40	GB/T 6170	螺母M12	Nut M12	1	1	1	1	1	1	1	1	1	1	1	1	1
41	160.37.402-1	通气管	Vent screw plug	1	1	1	1	1	1	1	1	1	1	1	1	1



过桥变速箱总成 (二)  
Intermediate Axle & Transmission (B)

## 过桥变速箱总成(二)

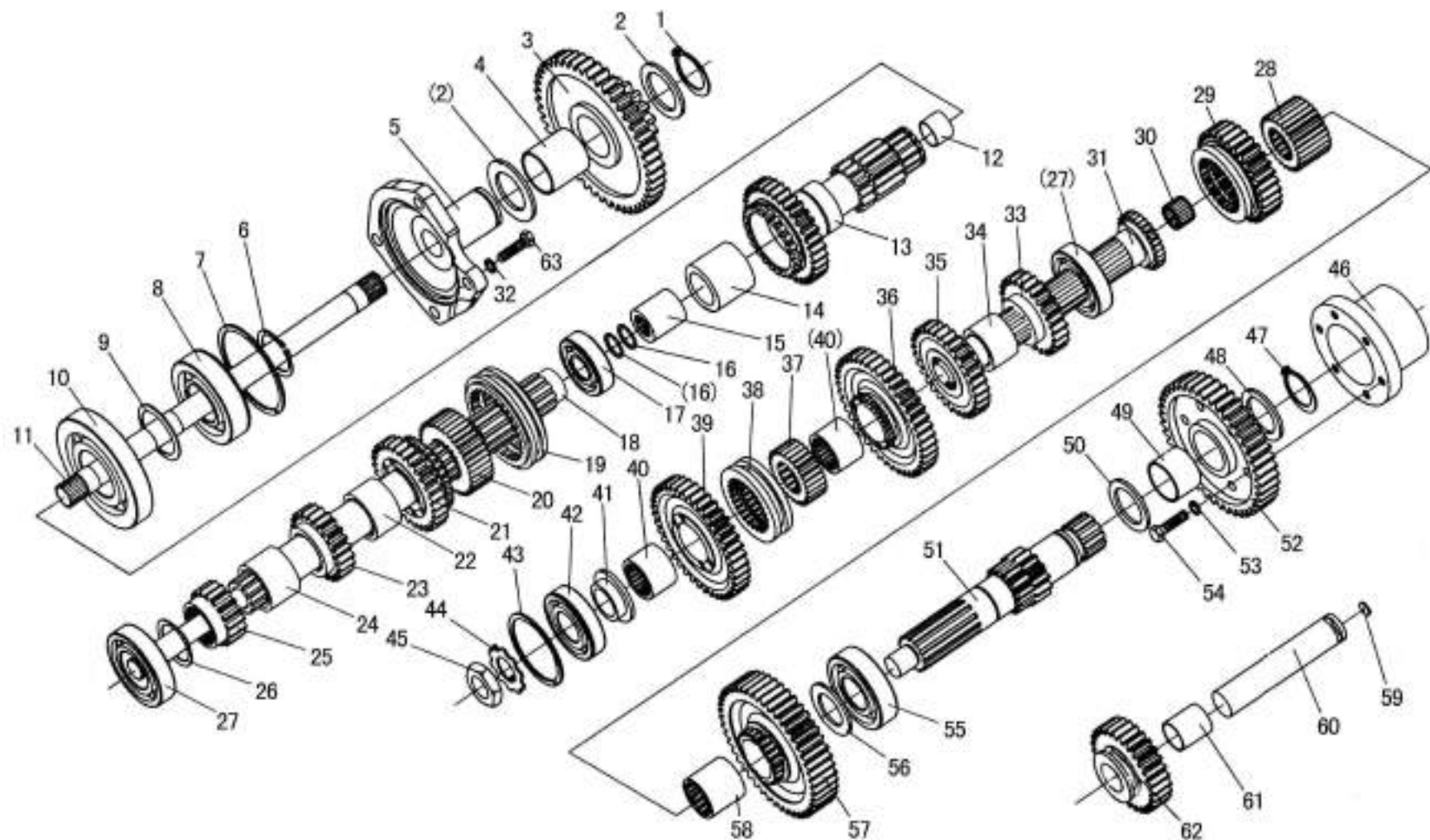
### Intermediate Axle & Transmission (B)

序号 Ser.No.	代号 Part No.	名称	Name	数量 Qty.											
				400	404	450	454	500	504	550	554	600	604	650	654
1	GB/T 5782	螺栓M12×110-8.8	Bolt M12×110-8.8	2	2	2	2	2	2	2	2	2	2	2	2
2	GB/T 93	垫圈12	Washer 12	24	24	24	24	24	24	24	24	24	24	24	24
3	GB/T 6170	螺母M12	Nut M12	8	8	8	8	8	8	8	8	8	8	8	8
4	400.37.101-1	过桥-变速箱壳体	Transmission box	1	1	1	1	1	1	1	1	1	1	1	1
5	300.21.111	过桥纸垫	Gasket	1	1	1	1	1	1	1	1	1	1	1	1
6	GB/T 5782	螺栓M12×125-8.8	Bolt M12×125-8.8	2	2	2	2	2	2	2	2	2	2	2	2
7	GB/T 5782	螺栓M12×50-8.8	Bolt M12×50-8.8	1	1	1	1	1	1	1	1	1	1	1	1
8	GB/T 898	螺栓AM12-M12×100-8.8	Bolt AM12-M12×100-8.8	1	1	1	1	1	1	1	1	1	1	1	1
9	GB/T 5783	螺栓M12×30	Bolt M12×30	4	4	4	4	4	4	4	4	4	4	4	4
10	400.37.168	堵片14	Plugging leaf	1	1	1	1	1	1	1	1	1	1	1	1
11	GB/T 119	销D12×30	Pin D12×30	2	2	2	2	2	2	2	2	2	2	2	2
12	GB/T 5783	螺栓M10×20	Bolt M10×20	1	1	1	1	1	1	1	1	1	1	1	1
13	GB/T 93	垫圈10	Washer 10	5	5	5	5	5	5	5	5	5	5	5	5
14	400.37.140	倒档轴限位板	Plate	1	1	1	1	1	1	1	1	1	1	1	1
15	GB/T 6171	螺母M12×1.25	Nut M12×1.25	10	10	10	10	10	10	10	10	10	10	10	10
16	GB/T 899	螺柱AM12-M12×1.25×40-8.8	Stud AM12-M12×1.25×40-8.8	10	10	10	10	10	10	10	10	10	10	10	10
17	400.37.158	踏板轴衬套	Bush	2	2	2	2	2	2	2	2	2	2	2	2
18	GB/T 7940.1	油杯 M10×1	Grease	2	2	2	2	2	2	2	2	2	2	2	2
19	GB/T 5783	螺栓M10×20	Bolt M10×20	4	4	4	4	4	4	4	4	4	4	4	4
20	GB/T 97.1	垫圈10	Washer 10	4	4	4	4	4	4	4	4	4	4	4	4
21	400.37.178	左侧盖板	Cover plate	1	1	1	1	1	1	1	1	1	1	1	1
22	400.37.179	侧盖纸垫	Gasket	1	1	1	1	1	1	1	1	1	1	1	1
23	GB/T 5782	螺栓M12×80-8.8	Bolt M12×80-8.8	1	1	1	1	1	1	1	1	1	1	1	1

续.过桥变速箱总成(二)

Cont. Intermediate Axle & Transmission (B)

序号 Ser.No.	代号 Part No.	名称	Name	数量 Qty.											
				400	404	450	454	500	504	550	554	600	604	650	654
24	400.37.165	分离叉轴衬套	Bush	1	1	1	1	1	1	1	1	1	1	1	1
25	400.37.174	变速箱侧盖	Cover plate	2	2	2	2	2	2	2	2	2	2	2	2
26	GB/T 5783	螺栓M16×25	Bolt M16×25	12	12	12	12	12	12	12	12	12	12	12	12
27	GB/T 93	垫圈16	Washer 16	12	12	12	12	12	12	12	12	12	12	12	12
28	400.37.175	侧盖纸垫	Gasket	2	2	2	2	2	2	2	2	2	2	2	2
29	GB/T 898	螺栓AM12-M12×190-8.8	Bolt AM12-M12×190-8.8	3	3	3	3	3	3	3	3	3	3	3	3
30	400.37.119-1	II轴轴承盖纸垫	Gasket	1	1	1	1	1	1	1	1	1	1	1	1
31	GB/T 119	销D12×22	Pin D12×22	2	2	2	2	2	2	2	2	2	2	2	2
32	400.37.120	II轴轴承盖	Bearing cover	1	1	1	1	1	1	1	1	1	1	1	1
33	GB/T 93	垫圈8	Washer 8	1	1	1	1	1	1	1	1	1	1	1	1
34	GB/T 5783	螺栓M8×25	Bolt M8×25	4	4	4	4	4	4	4	4	4	4	4	4
35	GB/T6170	螺母M10	Nut M10	1	1	1	1	1	1	1	1	1	1	1	1
36	GB/T5783	螺栓M10×40	Bolt M10×40	1	1	1	1	1	1	1	1	1	1	1	1



过桥变速箱总成 (三)  
Intermediate Axle & Transmission (C)

### 过桥变速箱总成(三)

#### Intermediate Axle & Transmission (C)

序号 Ser.No.	代号 Part No.	名称	Name	数量 Qty.												
				400	404	450	454	500	504	550	554	600	604	650	654	
1	GB/T 894.1	挡圈38	Circlip 38	1	1	1	1	1	1	1	1	1	1	1	1	1
2	400.37.124	爬行档双联止推环	Washer	2	2	2	2	2	2	2	2	2	2	2	2	2
3	400.37.111	爬行档双联齿轮	Grar	1	1	1	1	1	1	1	1	1	1	1	1	1
4	400.37.125	爬行档双联齿衬套	Bush	1	1	1	1	1	1	1	1	1	1	1	1	1
5	400.37.139	副变速轴承盖	Braring Cover	1	1	1	1	1	1	1	1	1	1	1	1	1
6	GB/T 894.1	挡圈45	Circlip 45	1	1	1	1	1	1	1	1	1	1	1	1	1
7	GB/T 305	止动环100/106.5	Circlip 100/106.5	1	1	1	1	1	1	1	1	1	1	1	1	1
8	GB/T 276	轴承6309N	Bearing 6309N	1	1	1	1	1	1	1	1	1	1	1	1	1
9	GB/T 894.1	挡圈55	Circlip 55	1	1	1	1	1	1	1	1	1	1	1	1	1
10	GB/T 276	轴承6211	Bearing 6211	1	1	1	1	1	1	1	1	1	1	1	1	1
11	400.37.137	动力输出联接轴	Connecting shaft	1	1	1	1	1	1	1	1	1	1	1	1	1
12	400.37.170	中间轴衬套	Bush	1	1	1	1	1	1	1	1	1	1	1	1	1
13	400.37.169	副变速主动齿轮轴 ①	Shaft	1	1	1	1	1	1	1	1	1	1	1	1	1
	400.37.169A	副变速主动齿轮轴 ②	Shaft ( Selected by user )	1	1	1	1	1	1	1	1	1	1	1	1	1
14	400.37.159	齿轮轴衬套 ①	Bush	1	1	1	1	1	1	1	1	1	1	1	1	1
15	400.37.136	连接套	Connecting sleeve	1	1	1	1	1	1	1	1	1	1	1	1	1
16	GB/T 3452.1	O型密封圈23.6×2.65 ①	O-ring 23.6×2.65	2	2	2	2	2	2	2	2	2	2	2	2	2
17	GB/T 283	轴承RN 207 ①	Bering RN207	1	1	1	1	1	1	1	1	1	1	1	1	1
	GB/T 276	轴承6305 ②	Bearing 6305 ( Selected by user )	1	1	1	1	1	1	1	1	1	1	1	1	1
18	400.37.102	I轴 ①	I st shaft	1	1	1	1									
	400.37.102A	I轴 ②	I st shaft ( Selected by user )	1	1	1	1	1	1	1	1	1	1	1	1	1
	550.37.102	I轴 ①	I st shaft					1	1	1	1	1	1	1	1	1
19	400.37.134	III-IV档啮合套	Meshing sleeve	1	1	1	1	1	1	1	1	1	1	1	1	1

①双作用离合器 For Dual stage clutch    ②单作用离合器 For Single stage clutch

续.过桥变速箱总成(三)

Cont. Intermediate Axle & Transmission (C)

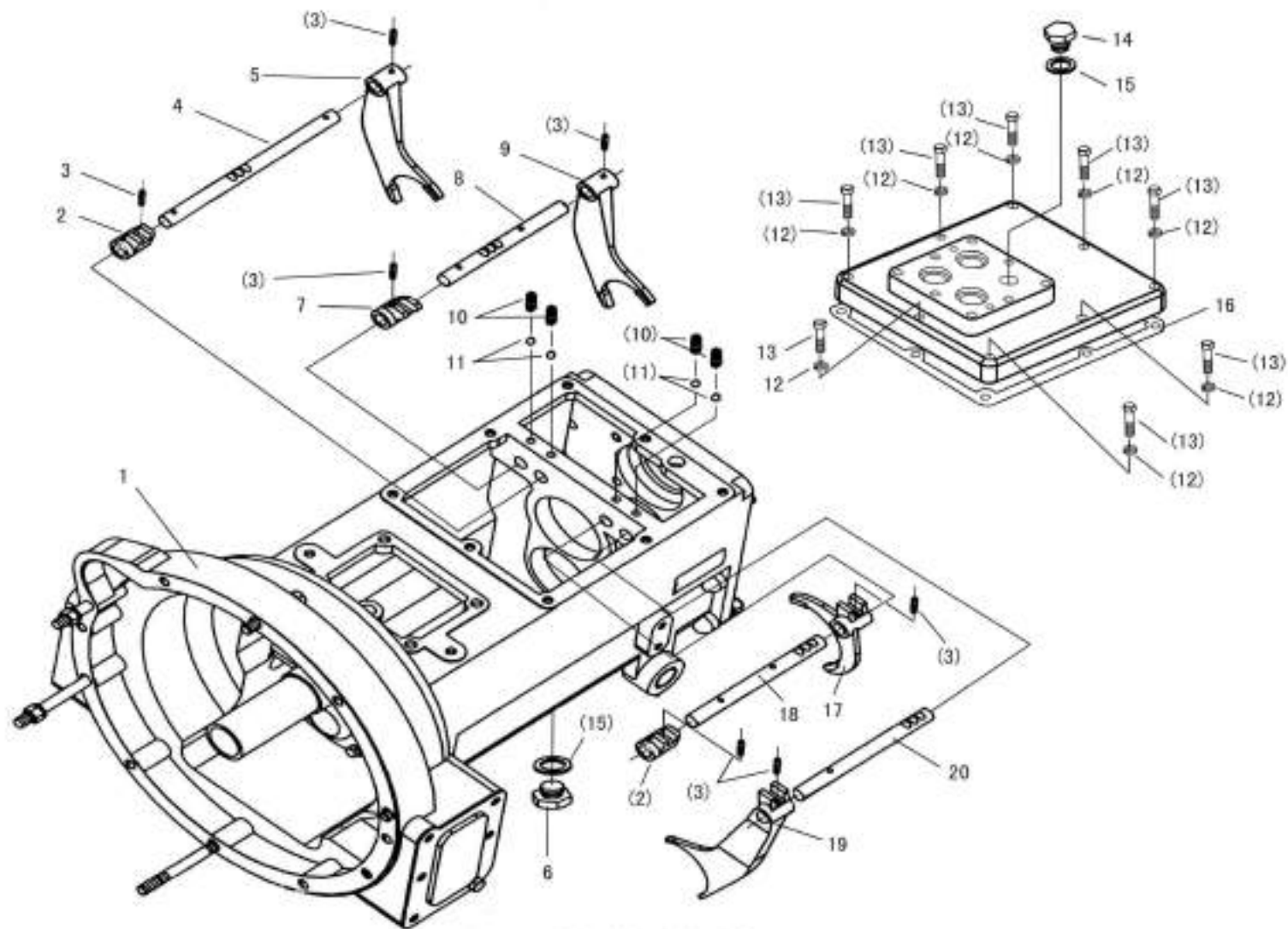
序号 Ser.No.	代号 Part No.	名称	Name	数量 Qty.												
				400	404	450	454	500	504	550	554	600	604	650	654	
20	400.37.132-1	III-IV档啮合齿座	Meshing sleeve seat	1	1	1	1	1	1	1	1	1	1	1	1	1
21	400.37.131	III档主动齿轮	29T gear	1	1	1	1	1	1	1	1	1	1	1	1	1
22	400.37.130	III档齿轮衬套	Bush	1	1	1	1	1	1	1	1	1	1	1	1	1
23	400.37.128	II档主动齿轮	22T gear	1	1	1	1	1	1	1	1	1	1	1	1	1
24	400.37.127	I-II档齿轮隔套	Bush	1	1	1	1	1	1	1	1	1	1	1	1	1
25	400.37.126	I档主动齿轮	17T gear	1	1	1	1	1	1	1	1	1	1	1	1	1
26	GB/T 894.1	挡圈40	Circlip 40	3	3	3	3	3	3	3	3	3	3	3	3	3
27	GB/T 276	轴承6208	Braring 6208	2	2	2	2	2	2	2	2	2	2	2	2	2
28	400.37.106	倒档齿轮啮合套座	Meshing sleeve seat	1	1	1	1	1	1	1	1	1	1	1	1	1
29	400.37.105	倒档从动齿轮	31T gear	1	1	1	1	1	1	1	1	1	1	1	1	1
30	GB/T 7918	轴承K20×26×20	Needle bearing K20×26×20	1	1	1	1	1	1	1	1	1	1	1	1	1
31	400.37.109	II轴	2nd shaft	2	2	2	2	2	2	2	2	2	2	2	2	2
32	GB/T 93	垫圈10	Washer 10	4	4	4	4	4	4	4	4	4	4	4	4	4
33	400.37.108	IV档从动齿轮	26T gear	1	1	1	1	1	1	1	1	1	1	1	1	1
34	400.37.110	III-IV档齿轮隔套	Bush	1	1	1	1	1	1	1	1	1	1	1	1	1
35	400.37.112	III档从动齿轮	30T gear	1	1	1	1	1	1	1	1	1	1	1	1	1
36	400.37.113	II档从动齿轮	32/37T gear	1	1	1	1	1	1	1	1	1	1	1	1	1
37	400.37.116	I-II档啮合齿座	Meshing sleeve seat	1	1	1	1	1	1	1	1	1	1	1	1	1
38	400.37.115	I-II档啮合套	Meshing sleeve	1	1	1	1	1	1	1	1	1	1	1	1	1
39	400.37.117	I档从动齿轮	32/42T gear	2	2	2	2	2	2	2	2	2	2	2	2	2
40	400.37.114	I-II档齿轮衬套	Bush	1	1	1	1	1	1	1	1	1	1	1	1	1
41	400.37.118	II轴轴端挡圈	Washer	1	1	1	1	1	1	1	1	1	1	1	1	1
42	GB/T 276	轴承6307N	Bearing 6307N	1	1	1	1	1	1	1	1	1	1	1	1	1



续.过桥变速箱总成(三)

Cont. Intermediate Axle & Transmission (C)

序号 Ser.No.	代号 Part No.	名称	Name	数量 Qty.												
				400	404	450	454	500	504	550	554	600	604	650	654	
43	GB/T 305	止动环80/86.6	Thrust ring 80/86.6	1	1	1	1	1	1	1	1	1	1	1	1	1
44	GB/T 858	垫圈30	Washer 30	1	1	1	1	1	1	1	1	1	1	1	1	1
45	GB/T 812	螺母M30×1.5	Nut M30×1.5	1	1	1	1	1	1	1	1	1	1	1	1	1
46	400.37.122	爬行档啮合齿座	Thrust ring	1	1	1	1	1	1	1	1	1	1	1	1	1
47	GB/T 894.1	挡圈40	Circlip 40	3	3	3	3	3	3	3	3	3	3	3	3	3
48	400.37.142	输出齿后止推环	Gear	1	1	1	1	1	1	1	1	1	1	1	1	1
49	400.37.133	输出齿衬套	Bush	1	1	1	1	1	1	1	1	1	1	1	1	1
50	400.37.138	输出齿前止推环	Thrust ring	1	1	1	1	1	1	1	1	1	1	1	1	1
51	400.37.107-1	副变速从动轴	Shaft	1	1	1	1	1	1	1	1	1	1	1	1	1
52	400.37.121	爬行档输出齿轮	Gear	1	1	1	1	1	1	1	1	1	1	1	1	1
53	GB/T 93	垫圈8	Washer 8	6	6	6	6	6	6	6	6	6	6	6	6	6
54	GB/T 5783	螺栓M8×30	Bolt M8×30	6	6	6	6	6	6	6	6	6	6	6	6	6
55	GB/T 276	轴承6308	Bearing 6308	1	1	1	1	1	1	1	1	1	1	1	1	1
56	400.37.143	副变速从动齿挡圈	Washer	1	1	1	1	1	1	1	1	1	1	1	1	1
57	400.37.103	副变速从动齿轮	46T gear	1	1	1	1	1	1	1	1	1	1	1	1	1
58	400.37.104-1	副变速齿轮衬套	Bush	1	1	1	1	1	1	1	1	1	1	1	1	1
59	400.37.168	堵片14	Plugging shaft 14	1	1	1	1	1	1	1	1	1	1	1	1	1
60	400.37.141	倒档中间轴	Shaft	1	1	1	1	1	1	1	1	1	1	1	1	1
61	400.37.171	倒档齿轮衬套	Bush	1	1	1	1	1	1	1	1	1	1	1	1	1
62	400.37.172	倒档中间齿轮	27T gear	1	1	1	1	1	1	1	1	1	1	1	1	1
63	GB/T 5783	螺栓M10×30	Bolt M10×30	4	4	4	4	4	4	4	4	4	4	4	4	4



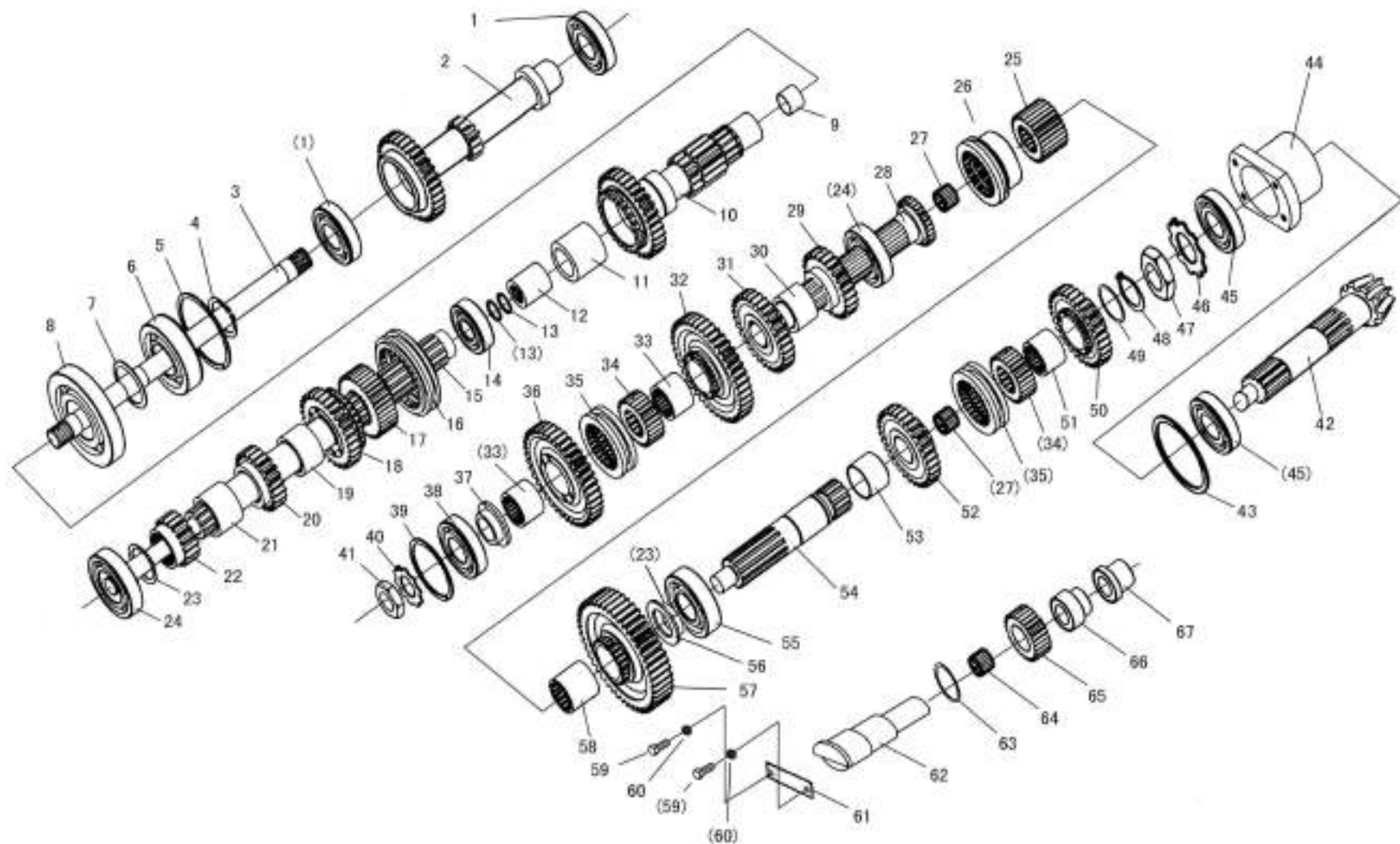
梭行档变速箱总成(一)

Gearbox Assembly with Shuttle-Action Gear Change(A)

## 梭行档变速箱总成(一)

### Gearbox Assembly with Shuttle-Action Gear Change(A)

序号 Ser.No.	代号 Part No.	名称	Name	数量 Qty.												
				400	404	450	454	500	504	550	554	600	604	650	654	
1	400.37S.101	变速箱体	Gear box	1	1	1	1	1	1	1	1	1	1	1	1	1
2	400.37S.314	换档拨头	Shift limp	2	2	2	2	2	2	2	2	2	2	2	2	2
3	GB/T 879	销5×24	Pin 5×24	7	7	7	7	7	7	7	7	7	7	7	7	7
4	400.37S.208-1	梭行档拨叉轴	Reverse-fork shaft	1	1	1	1	1	1	1	1	1	1	1	1	1
5	400.37S.207	梭行档拨叉	Reverse-fork	1	1	1	1	1	1	1	1	1	1	1	1	1
6	400.38.024	放油螺塞	Oil drain plug	1	1	1	1	1	1	1	1	1	1	1	1	1
7	400.37S.315	副变速拨头	shift limp	1	1	1	1	1	1	1	1	1	1	1	1	1
8	400.37S.156-1	副变速拨叉轴	Fork shaft	1	1	1	1	1	1	1	1	1	1	1	1	1
9	400.37.145	副变速拨叉	Fork	1	1	1	1	1	1	1	1	1	1	1	1	1
10	400.38.186	拨叉轴定位弹簧	Spring	4	4	4	4	4	4	4	4	4	4	4	4	4
11	GB/T 308	钢球8.000G 100 b	Ball 8.000	4	4	4	4	4	4	4	4	4	4	4	4	4
12	GB/T 93	垫圈10	Washer 10	8	8	8	8	8	8	8	8	8	8	8	8	8
13	GB/T 5783	螺栓M10×30	Bolt M10×30	8	8	8	8	8	8	8	8	8	8	8	8	8
14	400.38.114	放油螺塞	Oil drain plug	1	1	1	1	1	1	1	1	1	1	1	1	1
15		复合垫圈20	Seal washer 20	2	2	2	2	2	2	2	2	2	2	2	2	2
16	400.37.129	变速箱纸垫	Gasket	1	1	1	1	1	1	1	1	1	1	1	1	1
17	400.37.147	III-IV档拨叉	III-IV Fork	1	1	1	1	1	1	1	1	1	1	1	1	1
18	400.37S.150	III-IV档拨叉轴	III-IV Fork shaft	1	1	1	1	1	1	1	1	1	1	1	1	1
19	400.37S.148-1	I-II档拨叉	I-II Fork	1	1	1	1	1	1	1	1	1	1	1	1	1
20	400.37.149	I-II档拨叉轴	I-II Fork shaft	1	1	1	1	1	1	1	1	1	1	1	1	1



梭行档变速箱总成(二)

Gearbox Assembly with Shuttle-Action Gear Change(B)

## 梭行档变速箱总成(二)

### Gearbox Assembly with Shuttle-Action Gear Change(B)

序号 Ser.No.	代号 Part No.	名称	Name	数量 Qty.											
				400	404	450	454	500	504	550	554	600	604	650	654
1	GB/T276	轴承6208	Bearing 6208	2	2	2	2	2	2	2	2	2	2	2	2
2	400.37S.203	梭行档双联齿轮	Shaft	1	1	1	1	1	1	1	1	1	1	1	1
3	400.37.137	动力输出联接轴	Connecting shaft	1	1	1	1	1	1	1	1	1	1	1	1
4	GB/T984.1	挡圈45	Circlip 45	1	1	1	1	1	1	1	1	1	1	1	1
5	GB/T305	止动环100/106.5	Circilp 100/106.5	1	1	1	1	1	1	1	1	1	1	1	1
6	GB/T276	轴承6309N	Bearing 6309N	1	1	1	1	1	1	1	1	1	1	1	1
7	GB/T894.1	挡圈55	Circlip 55	1	1	1	1	1	1	1	1	1	1	1	1
8	GB/T276	轴承6211	Bearing 6211	1	1	1	1	1	1	1	1	1	1	1	1
9	400.37.170	中间轴衬套	Bush	1	1	1	1	1	1	1	1	1	1	1	1
10	400.37S.169	副变速主动齿轮轴	Shaft	1	1	1	1	1	1	1	1	1	1	1	1
11	400.37.159	齿轮轴衬套	Bush	1	1	1	1	1	1	1	1	1	1	1	1
12	400.37.136	连接套	Connecting sleeve	1	1	1	1	1	1	1	1	1	1	1	1
13	GB/T 3452.1	O型密封圈23.6×2.65	O-ring 23.6×2.65	2	2	2	2	2	2	2	2	2	2	2	2
14	GB/T 283	轴承RN 207	Bering RN207	1	1	1	1	1	1	1	1	1	1	1	1
15	400.37.102	I轴	I st shaft	1	1	1	1								
	550.37.102	I轴	I st shaft					1	1	1	1	1	1	1	1
16	400.37.134	III-IV档啮合套	Meshing sleeve	1	1	1	1	1	1	1	1	1	1	1	1
17	400.37.132-1	III-IV档啮合齿座	Meshing sleeve seat	1	1	1	1	1	1	1	1	1	1	1	1
18	400.37.131	III档主动齿轮	29T gear	1	1	1	1	1	1	1	1	1	1	1	1
19	400.37.130	III档齿轮衬套	Bush	1	1	1	1	1	1	1	1	1	1	1	1
20	400.37.128	II档主动齿轮	22T gear	1	1	1	1	1	1	1	1	1	1	1	1
21	400.37.127	I-II档齿轮隔套	Bush	1	1	1	1	1	1	1	1	1	1	1	1
22	400.37.126	I档主动齿轮	17T gear	1	1	1	1	1	1	1	1	1	1	1	1

续.梭行档变速箱总成(二)

Cont. Gearbox Assembly with Shuttle-Action Gear Change(B)

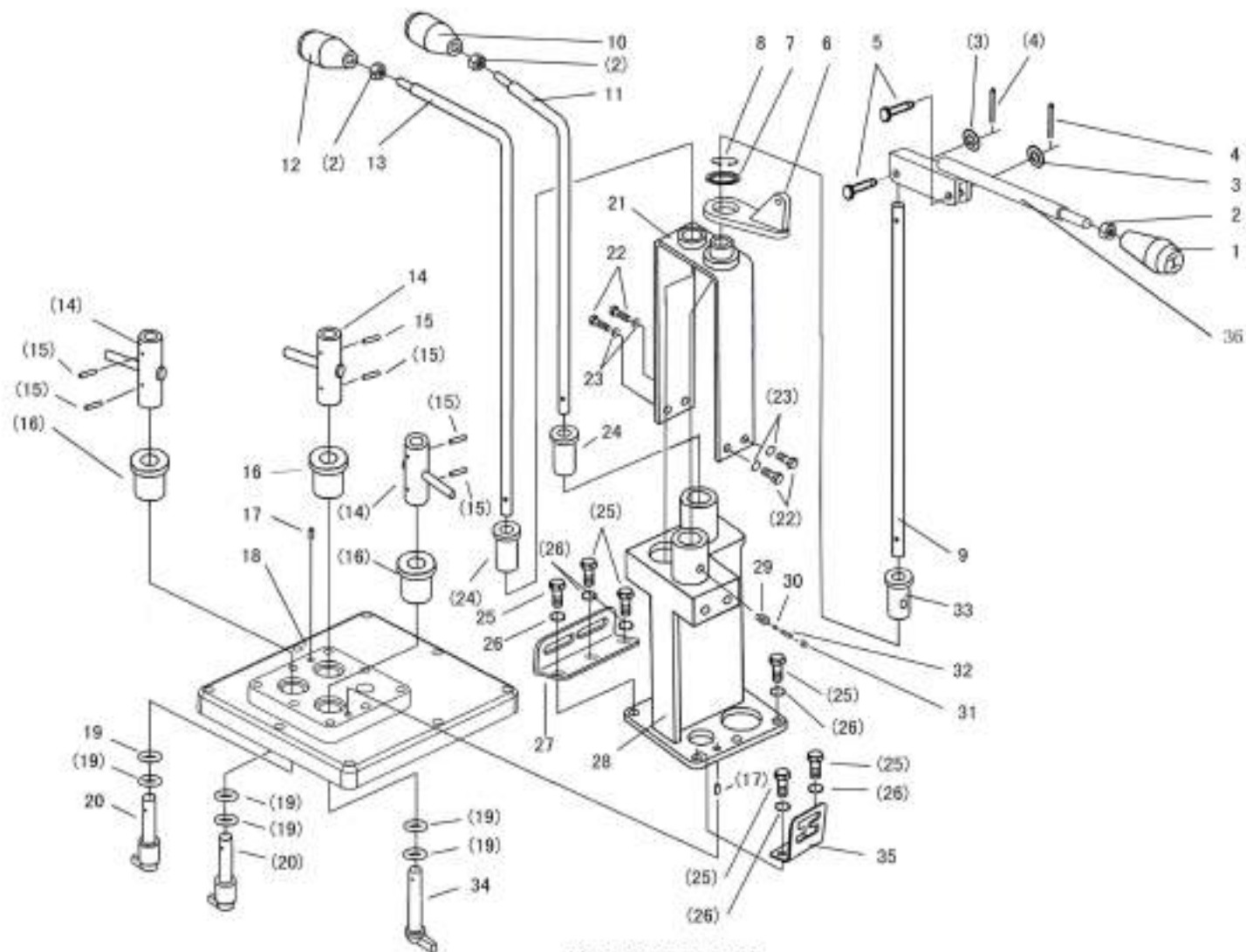
序号 Ser.No.	代号 Part No.	名称	Name	数量 Qty.												
				400	404	450	454	500	504	550	554	600	604	650	654	
23	GB/T 894.1	挡圈40	Circlip 40	2	2	2	2	2	2	2	2	2	2	2	2	2
24	GB/T 276	轴承6208	Braring 6208	2	2	2	2	2	2	2	2	2	2	2	2	2
25	400.37.106	倒档齿轮啮合套座	Meshing sleeve seat	1	1	1	1	1	1	1	1	1	1	1	1	1
26	400.37S.105	副变速啮合套	Meshing sleeve	1	1	1	1	1	1	1	1	1	1	1	1	1
27	GB/T 7918	轴承K20×26×20	Needle bearing K20×26×20	1	1	1	1	1	1	1	1	1	1	1	1	1
28	400.37.109	II轴	2nd shaft	2	2	2	2	2	2	2	2	2	2	2	2	2
29	400.37.108	IV档从动齿轮	26T gear	1	1	1	1	1	1	1	1	1	1	1	1	1
30	400.37.110	III-IV档齿轮隔套	Bush	1	1	1	1	1	1	1	1	1	1	1	1	1
31	400.37.112	III档从动齿轮	30T gear	1	1	1	1	1	1	1	1	1	1	1	1	1
32	400.37.113	II档从动齿轮	32/37T gear	1	1	1	1	1	1	1	1	1	1	1	1	1
33	400.37.114	I-II档齿轮衬套	Bush	2	2	2	2	2	2	2	2	2	2	2	2	2
34	400.37.116	I-II档啮合齿座	Meshing sleeve seat	2	2	2	2	2	2	2	2	2	2	2	2	2
35	400.37.115	I-II档啮合套	Meshing sleeve	2	2	2	2	2	2	2	2	2	2	2	2	2
36	400.37.117	I档从动齿轮	32/42T gear	2	2	2	2	2	2	2	2	2	2	2	2	2
37	400.37.118	II轴轴端挡圈	Washer	1	1	1	1	1	1	1	1	1	1	1	1	1
38	GB/T 276	轴承6307N	Bearing 6307N	1	1	1	1	1	1	1	1	1	1	1	1	1
39	GB/T 305	止动环80/86.6	Thrust ring 80/86.6	1	1	1	1	1	1	1	1	1	1	1	1	1
40	GB/T 858	垫圈30	Washer 30	1	1	1	1	1	1	1	1	1	1	1	1	1
41	GB/T 812	螺母M30×1.5	Nut M30×1.5	1	1	1	1	1	1	1	1	1	1	1	1	1
42	400.38S.115	小圆锥齿轮轴	Shaft	1	1	1	1	1	1	1	1	1	1	1	1	1
43	400.38S.118	锥齿轮调整垫片	Adjusting washer	△	△	△	△	△	△	△	△	△	△	△	△	△
44	400.38S.117	轴承座	Thrust ring	1	1	1	1	1	1	1	1	1	1	1	1	1
45	GB/T279	轴承32209	Braring 32209	2	2	2	2	2	2	2	2	2	2	2	2	2

△适量 Just right amout

续.梭行档变速箱总成(二)

Cont. Gearbox Assembly with Shuttle-Action Gear Change(B)

序号 Ser.No.	代号 Part No.	名称	Name	数量 Qty.												
				400	404	450	454	500	504	550	554	600	604	650	654	
46	GB/T858	垫圈42	Washer 42	1	1	1	1	1	1	1	1	1	1	1	1	1
47	GB/T812	螺母M42×1.5	Nut M42×1.5	2	2	2	2	2	2	2	2	2	2	2	2	2
48	304.21S.150	挡圈	Circlip	1	1	1	1	1	1	1	1	1	1	1	1	1
49	400.37.143	挡圈	Circlip	1	1	1	1	1	1	1	1	1	1	1	1	1
50	400.37S.205	梭行档从动齿轮	26T gear	1	1	1	1	1	1	1	1	1	1	1	1	1
51	400.37S.206	齿轮衬套	Bush	1	1	1	1	1	1	1	1	1	1	1	1	1
52	400.37S.202	梭行档主动齿轮	30T gear	1	1	1	1	1	1	1	1	1	1	1	1	1
53	400.37S.201	齿轮隔套	Bush	1	1	1	1	1	1	1	1	1	1	1	1	1
54	400.37S.107	副变速从动轴	Shaft	1	1	1	1	1	1	1	1	1	1	1	1	1
55	GB/T276	轴承6308	Bearing 6308	1	1	1	1	1	1	1	1	1	1	1	1	1
56	400.37.143	副变速从动齿轮挡圈	Circlip	1	1	1	1	1	1	1	1	1	1	1	1	1
57	400.37.103	副变速从动轮轮	46T gear	1	1	1	1	1	1	1	1	1	1	1	1	1
58	400.37.104-1	副变速齿轮衬套	Bush	1	1	1	1	1	1	1	1	1	1	1	1	1
59	GB/T5783	螺栓M6×20	Bolt M6×20	2	2	2	2	2	2	2	2	2	2	2	2	2
60	GB/T93	垫圈6	Washer 6	2	2	2	2	2	2	2	2	2	2	2	2	2
61	400.37S.209	倒档轴限位板	Limiting plate	1	1	1	1	1	1	1	1	1	1	1	1	1
62	400.37S.210	梭行档倒档轴	Shaft	1	1	1	1	1	1	1	1	1	1	1	1	1
63	254.37.518	倒档轴止按推环	Washer	1	1	1	1	1	1	1	1	1	1	1	1	1
64		滚针轴承27×32×24	Bearing 27×32×24	1	1	1	1	1	1	1	1	1	1	1	1	1
65	400.37S.204	倒档齿轮	17T gear	1	1	1	1	1	1	1	1	1	1	1	1	1
66	254.37.559	倒档轴后止推环	Washer	1	1	1	1	1	1	1	1	1	1	1	1	1
67	400.37S.211	轴套	Bush	1	1	1	1	1	1	1	1	1	1	1	1	1



梭行档操纵机构

Control Mechanism of Shuttle-Action Gear Change



## 梭行档操纵机构

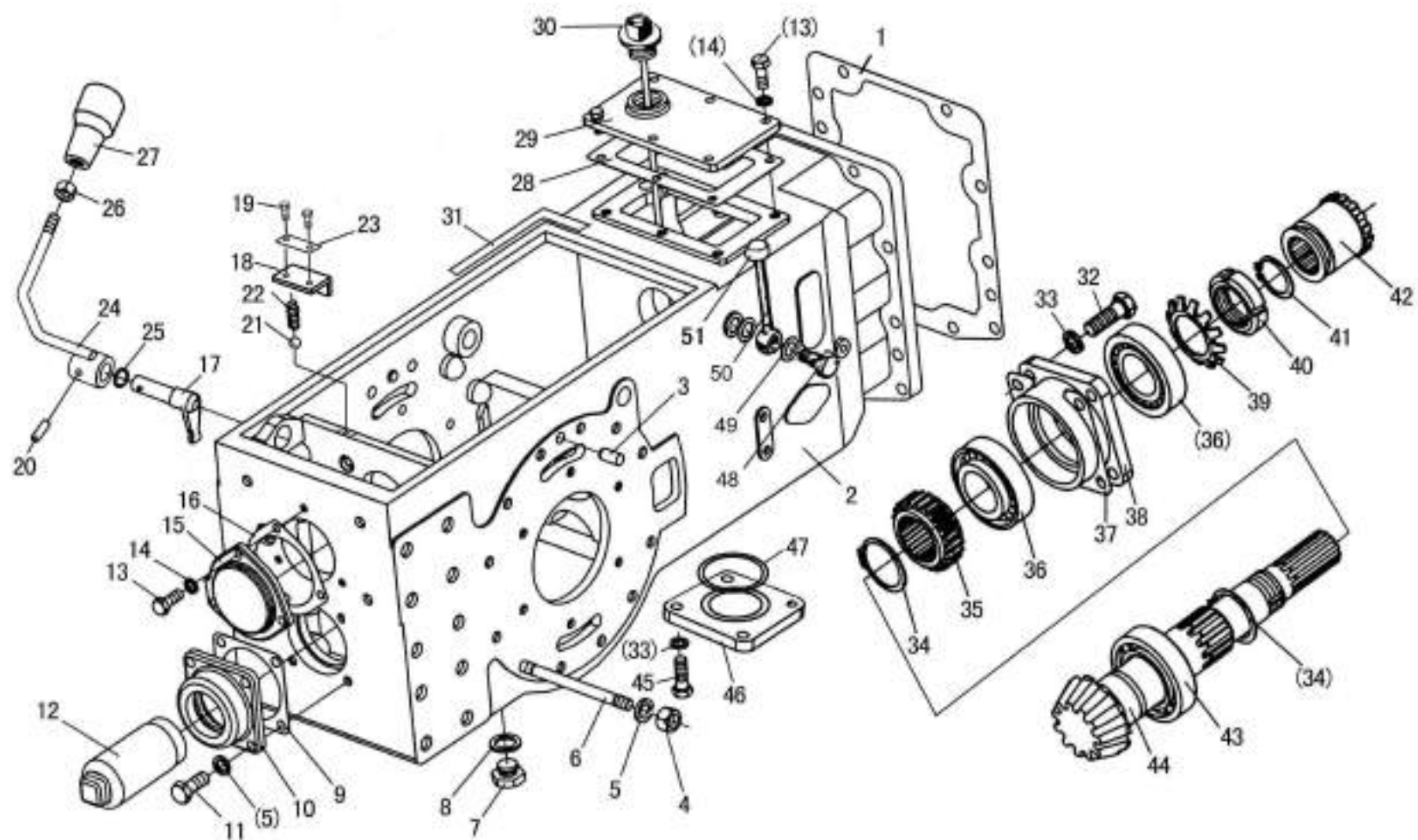
### Control Mechanism of Shuttle-Action Gear Change

序号 Ser.No.	代号 Part No.	名称	Name	数量 Qty.												
				400	404	450	454	500	504	550	554	600	604	650	654	
1	400.37S.033	主变速手柄	Knob	1	1	1	1	1	1	1	1	1	1	1	1	1
2	GB/T6170	螺母M10	Nut M 10	3	3	3	3	3	3	3	3	3	3	3	3	3
3	GB/T97.1	垫圈8	Washer 8	2	2	2	2	2	2	2	2	2	2	2	2	2
4	GB/T91	销3×20	Pin 3×20	2	2	2	2	2	2	2	2	2	2	2	2	2
5	GB/T882	销轴B8×26	Pin B8×26	2	2	2	2	2	2	2	2	2	2	2	2	2
6	400.37S.321	支座	Bracket	1	1	1	1	1	1	1	1	1	1	1	1	1
7	400.37S.402	挡圈	Circlip	1	1	1	1	1	1	1	1	1	1	1	1	1
8	GB/T894.1	挡圈30	Circlip 30	1	1	1	1	1	1	1	1	1	1	1	1	1
9	400.37S.401	主变速接杆	Selector Lever	1	1	1	1	1	1	1	1	1	1	1	1	1
10	400.37S.035	副变速手柄合件	Knob	1	1	1	1	1	1	1	1	1	1	1	1	1
11	400.37S.309	副变速杆	Sub-Selector Lever	1	1	1	1	1	1	1	1	1	1	1	1	1
12	400.37S.034	梭行档手柄合件	Knob	1	1	1	1	1	1	1	1	1	1	1	1	1
13	400.37S.308-1	梭行档变速杆	Selector lever	1	1	1	1	1	1	1	1	1	1	1	1	1
14	400.37S.032	连接套合件	Connecting Sleeve	3	3	3	3	3	3	3	3	3	3	3	3	3
15	GB/T879	销5×26	Pin 5×26	6	6	6	6	6	6	6	6	6	6	6	6	6
16	400.37S.305	换档拨头支撑套	Bush	3	3	3	3	3	3	3	3	3	3	3	3	3
17	GB/T119	销D8×16	Pin D8×16	2	2	2	2	2	2	2	2	2	2	2	2	2
18	400.37S.163	变速箱上盖	Cover	1	1	1	1	1	1	1	1	1	1	1	1	1
19	GB/T3452.1	O型密封圈15×2.65	O ring 15×2.65	6	6	6	6	6	6	6	6	6	6	6	6	6
20	400.37S.302	副变速换档拨头	Sub-lump	2	2	2	2	2	2	2	2	2	2	2	2	2
21	400.37S.042-1	变速杆上支座焊合件	Bracket	1	1	1	1	1	1	1	1	1	1	1	1	1
22	GB/T5783	螺栓M10×20	Bolt M10×20	4	4	4	4	4	4	4	4	4	4	4	4	4
23	GB/T93	垫圈10	Wsher 10	4	4	4	4	4	4	4	4	4	4	4	4	4

续. 梭行档操纵机构

Cont. Control Mechanism of Shuttle-Action Gear Change

序号 Ser.No.	代号 Part No.	名称	Name	数量 Qty.											
				400	404	450	454	500	504	550	554	600	604	650	654
24	400.37S.304	变速杆支撑套	Bush	2	2	2	2	2	2	2	2	2	2	2	2
25	GB/T5783	螺栓M10×25	Bolt M10×20	6	6	6	6	6	6	6	6	6	6	6	6
26	GB/T93	垫圈10	Washer 10	1	1	1	1	1	1	1	1	1	1	1	1
27	400.37S.161	副变速导板	Sub-shift guide plate	1	1	1	1	1	1	1	1	1	1	1	1
28	400.37S.320	变速杆支座	Bracket	1	1	1	1	1	1	1	1	1	1	1	1
29	400.37S.303	定位套	Bush	1	1	1	1	1	1	1	1	1	1	1	1
30	GB/T308	钢球8.7312G40±0(11/32" )	Ball 8.7312	1	1	1	1	1	1	1	1	1	1	1	1
31	300.37.302	螺塞M10×1	Screw	1	1	1	1	1	1	1	1	1	1	1	1
32	300.37.301	弹簧	Spring	1	1	1	1	1	1	1	1	1	1	1	1
33	400.37S.304	主变速杆支撑套	Bush	1	1	1	1	1	1	1	1	1	1	1	1
34	400.37S.301	主变速杆换档拨头	Shift lump	1	1	1	1	1	1	1	1	1	1	1	1
35	400.37S.162	主变速导板	Shift guide plate	1	1	1	1	1	1	1	1	1	1	1	1
36	400.37S.044-2	主变速杆焊合件	Selector Lever	1	1	1	1	1	1	1	1	1	1	1	1



后桥总成  
Rear Axle

## 后桥总成

### Rear Axle

序号 Ser.No.	代号 Part No.	名称	Name	数量 Qty.												
				400	404	450	454	500	504	550	554	600	604	650	654	
1	400.38.123-1	前端盖衬垫	Gasket	1	1	1	1	1	1	1	1	1	1	1	1	1
	400.38S.123	前端盖衬垫①	Gasket	1	1	1	1	1	1	1	1	1	1	1	1	1
2	400.38.101-5	后桥壳体	Rear axle housing	1	1	1	1	1	1	1	1	1	1	1	1	1
	400.38S.101	后桥壳体①	Rear axle housing	1	1	1	1	1	1	1	1	1	1	1	1	1
3	GB/T 119	销D12×30	Pin 12×30	2	2	2	2	2	2	2	2	2	2	2	2	2
4	GB/T 6171	螺母M12×1.25	Nut M12×1.25	24	24	24	24	24	24	24	24	24	24	24	24	24
5	GB/T 93	垫圈12	Washer 12	28	28	28	28	28	28	28	28	28	28	28	28	28
6	GB/T 899	螺栓AM12-M12×1.25×155-8.8	Stud AM12-M12×1.25×155-8.8	24	24	24	24	24	24							
	GB/T 899	螺栓AM12-M12×1.25×160-8.8	Stud AM12-M12×1.25×160-8.8							24	24	24	24	24	24	24
7	400.38.024	放油螺塞	Oil drain plug	1	1	1	1	1	1	1	1	1	1	1	1	1
8		复合垫圈20	Seal washer 20	1	1	1	1	1	1	1	1	1	1	1	1	1
9	400.38.105-2	后端盖I衬垫	Gasket I	1	1	1	1	1	1	1	1	1	1	1	1	1
10	400.38.106-5	后端盖I	Rear cover I	1	1	1	1	1	1	1	1	1	1	1	1	1
11	GB/T 5783	螺栓M12×35	Bolt M12×35	1	1	1	1	1	1	1	1	1	1	1	1	1
12	160.37.159-1	动力输出轴护罩	Guard	1	1	1	1	1	1	1	1	1	1	1	1	1
13	GB/T 5783	螺栓M8×20	Bolt M8×20	9	9	9	9	9	9	9	9	9	9	9	9	9
14	GB/T 93	垫圈8	Washer 8	11	11	11	11	11	11	11	11	11	11	11	11	11
15	400.38.102	后端盖II	Rear cover II	1	1	1	1	1	1	1	1	1	1	1	1	1
	400.38.102A-1	液压泵连接座(选装)	Rear cover II ( Selected by user )	1	1	1	1	1	1	1	1	1	1	1	1	1
16	400.38.104	后端盖II衬垫	Gasket II	1	1	1	1	1	1	1	1	1	1	1	1	1
17	400.38.164	动力输出换挡拨头	Shift lump	1	1	1	1	1	1	1	1	1	1	1	1	1
18	400.38.211	拨叉轴弹簧挡板	Board	1	1	1	1	1	1	1	1	1	1	1	1	1
19	GB/T 5783	螺栓M8×12	Bolt M8×12	2	2	2	2	2	2	2	2	2	2	2	2	2

续.后桥总成

Cont. Rear Axle

序号 Ser.No.	代号 Part No.	名称	Name	数量 Qty.												
				400	404	450	454	500	504	550	554	600	604	650	654	
20	GB/T 879	销5×24	Pin 5×24	1	1	1	1	1	1	1	1	1	1	1	1	1
21	GB/T 308	钢球8.000 0G100 b	Ball 8.000 0G100 b	1	1	1	1	1	1	1	1	1	1	1	1	1
22	400.38.186	爬行档定位弹簧	Spring	1	1	1	1	1	1	1	1	1	1	1	1	1
23	400.38.222	止动垫片	Washer	1	1	1	1	1	1	1	1	1	1	1	1	1
24	400.38.011-2	动力输出变速杆焊合件	Lever	1	1	1	1	1	1	1	1	1	1	1	1	1
	400.38.011A-1	动力输出变速杆焊合件(选装)	Lever ( Selected by user )	1	1	1	1	1	1	1	1	1	1	1	1	1
25	GB 3452.1	O型密封圈15×2.65	O-ring 15×2.65	1	1	1	1	1	1	1	1	1	1	1	1	1
26	GB/T 6170	螺母M10	Nut M10	1	1	1	1	1	1	1	1	1	1	1	1	1
27	400.38.013	动力输出变速手柄合件	Handle knob	1	1	1	1	1	1	1	1	1	1	1	1	1
	400.38.014	动力输出变速手柄合件(选装)	Handle knob ( Selected by user )	1	1	1	1	1	1	1	1	1	1	1	1	1
28	400.38.125	上盖衬垫	Gasket	1	1	1	1	1	1	1	1	1	1	1	1	1
	400.38S.125	上盖衬垫①	Gasket	1	1	1	1	1	1	1	1	1	1	1	1	1
29	400.38.124	上盖	Upper cover	1	1	1	1	1	1	1	1	1	1	1	1	1
	400.38S.124	上盖①	Upper cover	1	1	1	1	1	1	1	1	1	1	1	1	1
30	300.37.018	油尺总成	Dipstick assembly	1	1	1	1	1	1	1	1	1	1	1	1	1
31	400.38.126	后桥壳纸垫	Gasket	1	1	1	1	1	1	1	1	1	1	1	1	1
32	GB/T 5783	螺栓M10×30	Bolt M10×30	4	4	4	4	4	4	4	4	4	4	4	4	4
33	GB/T 93	垫圈10	Washer 10	12	12	12	12	12	12	12	12	12	12	12	12	12
34	GB/T 894.1	挡圈50	Circlip for shaft 50	2	2	2	2	2	2	2	2	2	2	2	2	2
35	404.38.134	输出齿轮	Gear	1	1	1	1	1	1	1	1	1	1			
	554.38.134	输出齿轮②	Gear							1	1	1	1	1	1	1
36	GB/T 297	轴承32209	Bearing 32209	2	2	2	2	2	2	2	2	2	2	2	2	2
37	400.38.118-1	锥齿轮调整垫片	Adjusting washer	△	△	△	△	△	△	△	△	△	△	△	△	△

△适量 Just right amont

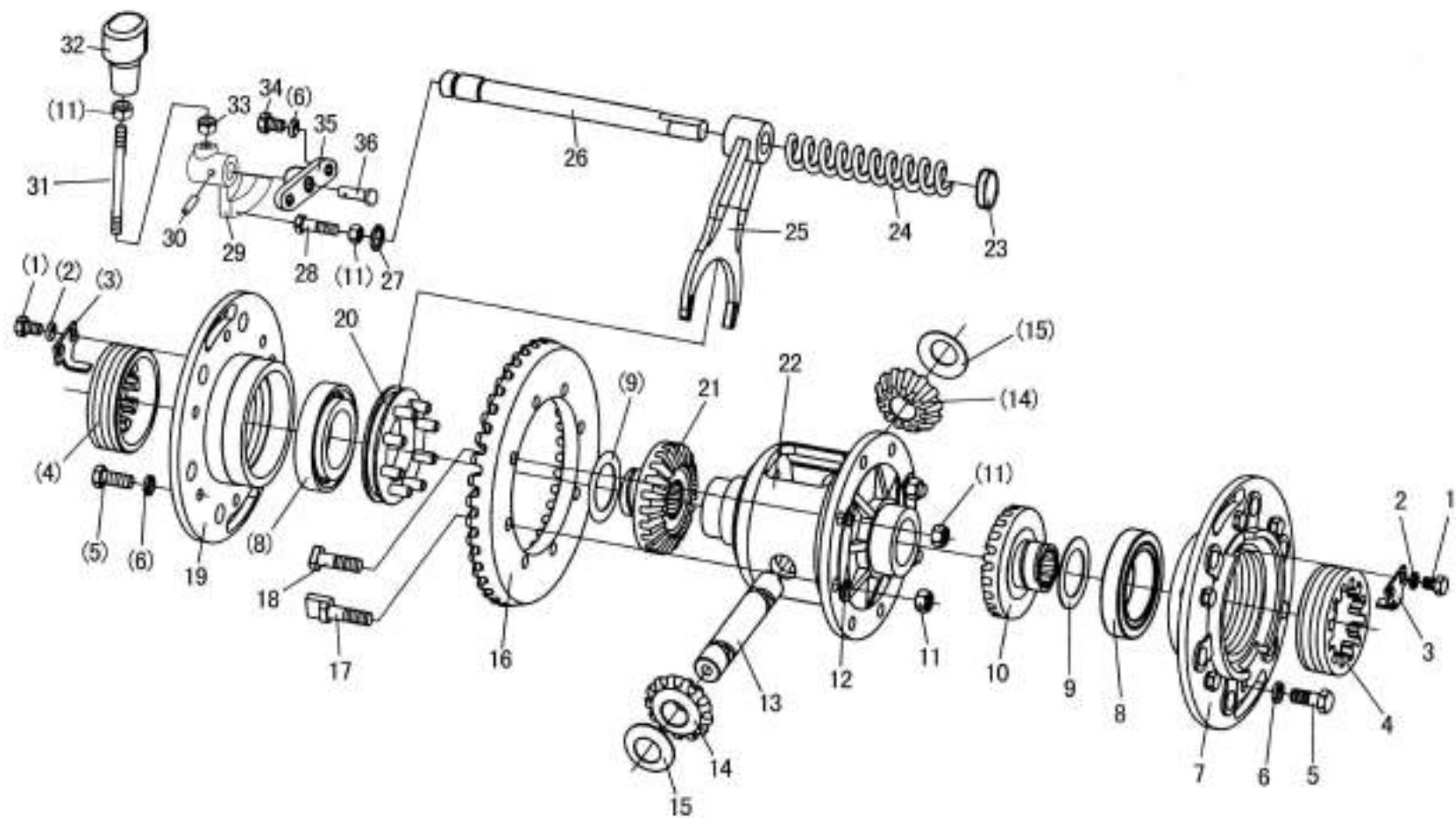
续.后桥总成

Cont. Rear Axle

序号 Ser.No.	代号 Part No.	名称	Name	数量 Qty.												
				400	404	450	454	500	504	550	554	600	604	650	654	
38	400.38.117	轴承座	Bearing seat	1	1	1	1	1	1	1	1	1	1	1	1	1
39	GB/T 858	垫圈42	Washer 42	1	1	1	1	1	1	1	1	1	1	1	1	1
40	GB/T812	螺母M42×1.5	Nut M42×1.5	2	2	2	2	2	2	2	2	2	2	2	2	2
41	GB/T 894.1	挡圈40	Circlip for shaft 40	1	1	1	1	1	1	1	1	1	1	1	1	1
42	400.38.185-1	爬行档啮合套	Sleeve	1	1	1	1	1	1	1	1	1	1	1	1	1
43	GB/T 283	轴承NUP2210	Bearing NUP 2210	1	1	1	1	1	1	1	1	1	1	1	1	1
44	400.38.115	小圆锥齿轮轴	Shaft	1	1	1	1	1	1	1	1	1	1	1	1	1
45	GB/T 5783	螺栓M10×25	Bolt M10×25	4	4	4	4	4	4	4	4	4	4	4	4	4
46	400.38.175	下盖	Lower cover	1	1	1	1	1	1	1	1	1	1	1	1	1
47	GB 3452.1	O型密封圈136×3.55	O-ring 136×3.55	1	1	1	1	1	1	1	1	1	1	1	1	1
48	300.37.023-1	通气管焊合件	Breather piper weldment	1	1	1	1	1	1	1	1	1	1	1	1	1
49	300.37.307	出油管螺钉	Screw ,oil outlet piper	1	1	1	1	1	1	1	1	1	1	1	1	1
50		复合垫圈16	Compound washer 16	2	2	2	2	2	2	2	2	2	2	2	2	2
51	184.37.060	呼吸器总成	Vent pipe	1	1	1	1	1	1	1	1	1	1	1	1	1

①梭行档用 For Shuttle-Action Gear Change

②配8.3-24前轮用 For Tyre 8.3-24



差速器及差速锁  
Differential & Differential Lock

## 差速器及差速锁总成

### Different & Different Lock

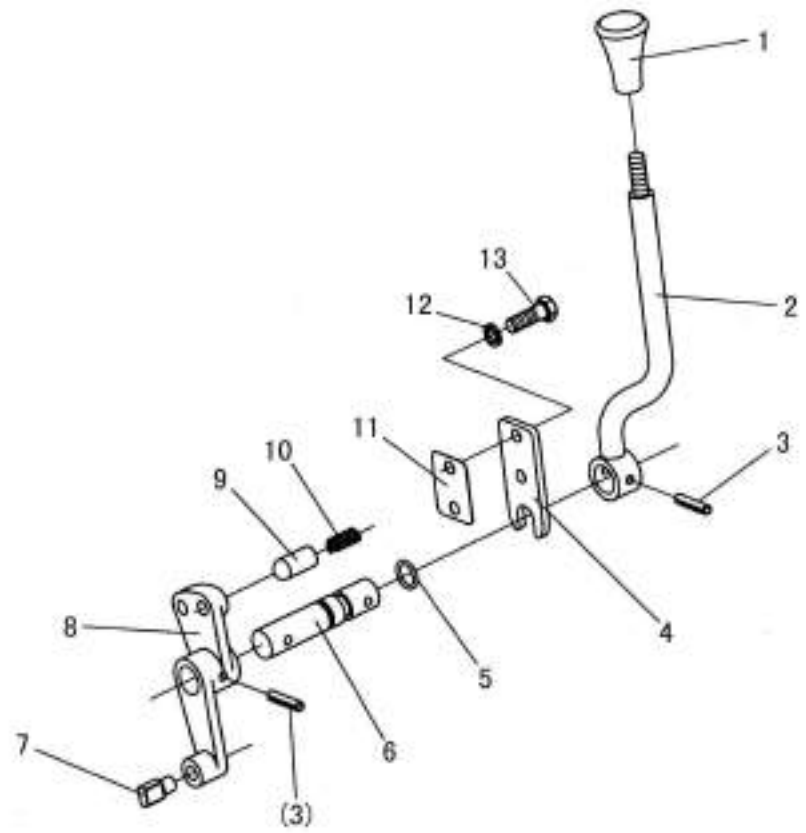
序号 Ser.No.	代号 Part No.	名称	Name	数量 Qty.												
				400	404	450	454	500	504	550	554	600	604	650	654	
1	GB/T 5783	螺栓M8×12	Bolt M8×20	4	4	4	4	4	4	4	4	4	4	4	4	4
2	GB/T 93	垫圈8	Washer 8	4	4	4	4	4	4	4	4	4	4	4	4	4
3	400.38.161	锁片	Locking slice	2	2	2	2	2	2	2	2	2	2	2	2	2
4	400.38.151	调整螺母	Adjusting nut	2	2	2	2	2	2	2	2	2	2	2	2	2
5	GB/T 5783	螺栓M10×25	Bolt M10×20	12	12	12	12	12	12	12	12	12	12	12	12	12
6	GB/T 93	垫圈10	Washer 10	14	14	14	14	14	14	14	14	14	14	14	14	14
7	400.38.177	右差速器轴承盖	Right differential bearing seat	1	1	1	1	1	1	1	1	1	1	1	1	1
8	GB/T 297	轴承30212	Bearing 30212	2	2	2	2	2	2	2	2	2	2	2	2	2
9	400.38.147	半轴齿轮垫片	Washer	2	2	2	2	2	2	2	2	2	2	2	2	2
	400.38.147A	半轴齿轮垫片(选装)	Washer ( Selected by user )	2	2	2	2	2	2	2	2	2	2	2	2	2
	400.38.147B	半轴齿轮垫片(选装)	Washer ( Selected by user )	2	2	2	2	2	2	2	2	2	2	2	2	2
10	400.38.144	右半轴齿轮	Right differential side gear	1	1	1	1	1	1	1	1	1	1	1	1	1
11	GB/T 6170	螺母M10	Nut M10	10	10	10	10	10	10	10	10	10	10	10	10	10
12	400.38.152	锁片	Locking slice	4	4	4	4	4	4	4	4	4	4	4	4	4
13	400.38.146-2	行星齿轮轴	Shaft	1	1	1	1	1	1	1	1	1	1	1	1	1
14	400.38.145	行星齿轮	Planet gear	2	2	2	2	2	2	2	2	2	2	2	2	2
15	400.38.148-1	行星齿轮垫片	Washer	2	2	2	2	2	2	2	2	2	2	2	2	2
16	400.38.141	大圆锥齿轮	Large bevel gear	1	1	1	1	1	1	1	1	1	1	1	1	1
17	400.38.150	止退螺栓	Bolt	2	2	2	2	2	2	2	2	2	2	2	2	2
18	400.38.149	大圆锥齿轮固定螺栓	Bolt	6	6	6	6	6	6	6	6	6	6	6	6	6
19	400.38.142	左差速器齿轮固定螺栓	Left differential bearing seat	1	1	1	1	1	1	1	1	1	1	1	1	1
20	400.38.019	差速锁总成	Differential lock	1	1	1	1	1	1	1	1	1	1	1	1	1
21	400.38.143	左半轴齿轮	Left differential side gear	1	1	1	1	1	1	1	1	1	1	1	1	1



续.差速器及差速锁总成

Cont. Different & Different Lock

序号 Ser.No.	代号 Part No.	名称	Name	数量 Qty.												
				400	404	450	454	500	504	550	554	600	604	650	654	
22	400.38.140	差速器壳	Differential case	1	1	1	1	1	1	1	1	1	1	1	1	1
23	160.37.232	堵片	Plugging shaft	1	1	1	1	1	1	1	1	1	1	1	1	1
24	400.38.160	差速器弹簧	Spring	1	1	1	1	1	1	1	1	1	1	1	1	1
25	400.38.159	差速器拨叉	Fork	1	1	1	1	1	1	1	1	1	1	1	1	1
26	400.38.158	差速器拨叉轴	Fork shaft	1	1	1	1	1	1	1	1	1	1	1	1	1
27	GB 3452.1	O型密封圈15×2.65	O-ring 15×2.65	1	1	1	1	1	1	1	1	1	1	1	1	1
28	180.37.305	螺柱	Stud	1	1	1	1	1	1	1	1	1	1	1	1	1
29	400.38.178-1	扇型压板	Plate	1	1	1	1	1	1	1	1	1	1	1	1	1
30	GB/T 879	销5×22	Pin 5×22	1	1	1	1	1	1	1	1	1	1	1	1	1
31	400.38.182-2	差速器操纵杆	Operation rod	1	1	1	1	1	1	1	1	1	1	1	1	1
	400.38.182A-1	差速器操纵杆(选装)	Operation rod ( Selected by user )	1	1	1	1	1	1	1	1	1	1	1	1	1
32	184.37.042	差速锁手柄合件	Handle knob	1	1	1	1	1	1	1	1	1	1	1	1	1
33	GB/T 6171	螺母M10×1	Nut M10×1	1	1	1	1	1	1	1	1	1	1	1	1	1
34	GB/T 5783	螺栓M10×20	Bolt M10×20	2	2	2	2	2	2	2	2	2	2	2	2	2
35	180.37.303-1	差速器手柄座	Seat	1	1	1	1	1	1	1	1	1	1	1	1	1
36	180.37.302-1	销轴	Axis pin	1	1	1	1	1	1	1	1	1	1	1	1	1

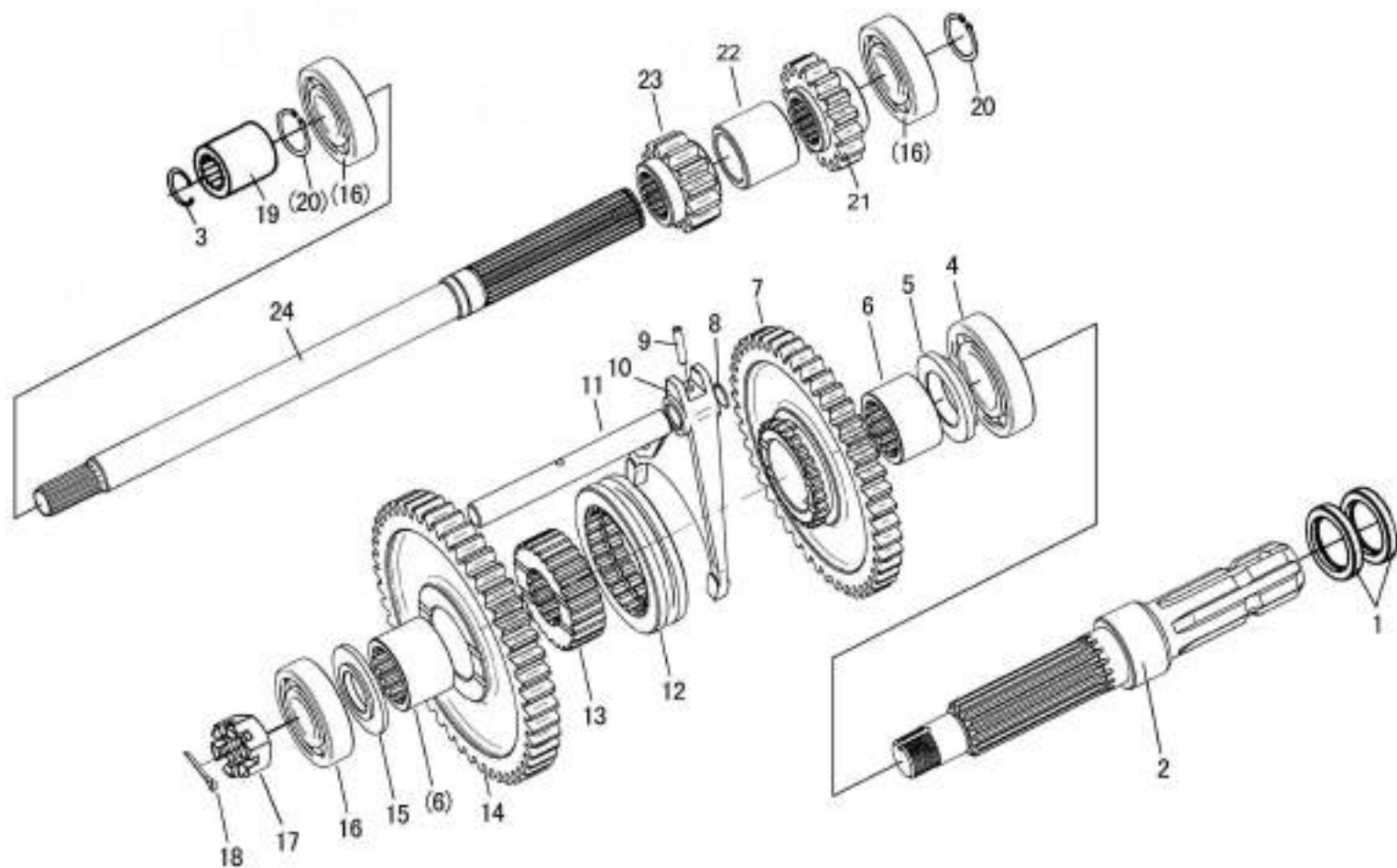


爬行档操纵机构  
Crawler Control Mechanism

## 爬行档操纵机构

### Creeper Control Mechanism

序号 Ser.No.	代号 Part No.	名称	Name	数量 Qty.												
				400	404	450	454	500	504	550	554	600	604	650	654	
1	400.38.015	爬行档手柄合件	Handle knob	1	1	1	1	1	1	1	1	1	1	1	1	1
2	400.38.017-1	爬行档操纵杆焊合件	Lever	1	1	1	1	1	1	1	1	1	1	1	1	1
3	GB/T 879	销6×30	Pin 6×30	2	2	2	2	2	2	2	2	2	2	2	2	2
4	400.38.137	定位板	Board	1	1	1	1	1	1	1	1	1	1	1	1	1
5	GB 3452.1	O型密封圈15×2.65	O-ring 15×2.65	1	1	1	1	1	1	1	1	1	1	1	1	1
6	400.38.183	爬行档拨叉轴	Shaft	1	1	1	1	1	1	1	1	1	1	1	1	1
7	400.38.139	爬行档拨头	Shaft lump	1	1	1	1	1	1	1	1	1	1	1	1	1
8	400.38.138	爬行档拨叉	Fork	1	1	1	1	1	1	1	1	1	1	1	1	1
9	400.38.184-1	定位销	Pin	1	1	1	1	1	1	1	1	1	1	1	1	1
10	400.38.186	拨叉定位弹簧	Spring	1	1	1	1	1	1	1	1	1	1	1	1	1
11	400.38.135	定位板衬垫	Gasket	1	1	1	1	1	1	1	1	1	1	1	1	1
12	GB/T 93	垫圈8	Washer 8	2	2	2	2	2	2	2	2	2	2	2	2	2
13	GB/T 5783	螺栓M8×20	Bolt M8×20	2	2	2	2	2	2	2	2	2	2	2	2	2



动力输出  
Power Take-off

## 动力输出

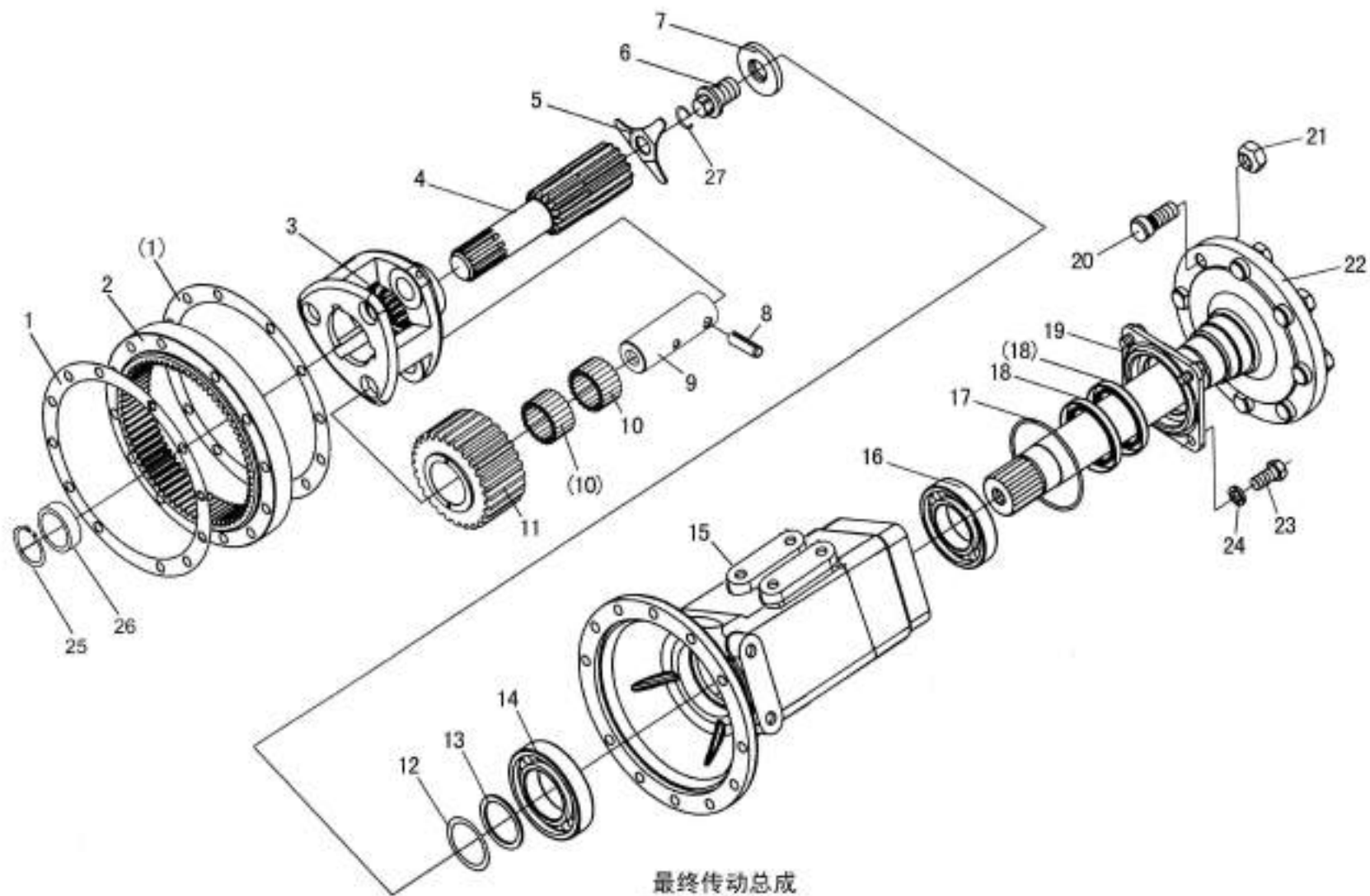
### Power Take-off

序号 Ser.No.	代号 Part No.	名称	Name	数量 Qty.											
				400	404	450	454	500	504	550	554	600	604	650	654
1	GB/T 9877.1	旋转轴唇形密封圈FB50 72 8	Oil seal FB 50 72 8	2	2	2	2	2	2	2	2	2	2	2	2
2	400.38.107-4	动力输出轴(6键)	P.T.O.shaft(6T)	1	1	1	1	1	1	1	1	1	1	1	1
	400.38.107A-4	动力输出轴(8键)	P.T.O.shaft ( 8T )	1	1	1	1	1	1	1	1	1	1	1	1
3	GB/T 893.1	挡圈21	Circlip for shaft 21	1	1	1	1	1	1	1	1	1	1	1	1
4	GB/T 276	轴承6308	Bearing 6308	1	1	1	1	1	1	1	1	1	1	1	1
5	400.38.113-2	动力输出轴后挡圈	Block	1	1	1	1	1	1	1	1	1	1	1	1
6	400.37.114	I-II档齿轮衬套	Bush	2	2	2	2	2	2	2	2	2	2	2	2
7	400.38.109	动力输出从动齿轮(720转)	P.T.O. driven gear(45T)	1	1	1	1	1	1	1	1	1	1	1	1
	400.38.110	动力输出从动齿轮(1000转)	P.T.O. driven gear ( 41T )	1	1	1	1	1	1	1	1	1	1	1	1
8	160.37.232	堵片	Plugging shaft	1	1	1	1	1	1	1	1	1	1	1	1
9	GB/T 879	销5×24	Pin 5×24	1	1	1	1	1	1	1	1	1	1	1	1
10	400.38.132-1	动力输出轴拨叉	Fork	1	1	1	1	1	1	1	1	1	1	1	1
11	400.38.131-1	动力输出拨叉轴	Shaft	1	1	1	1	1	1	1	1	1	1	1	1
12	400.37.115	I-II档啮合套	Sleeve	1	1	1	1	1	1	1	1	1	1	1	1
13	400.37.116	I-II档啮合齿座	Seat	1	1	1	1	1	1	1	1	1	1	1	1
14	400.38.108	动力输出从动齿轮(540转)	P.T.O. driven gear(48T)	1	1	1	1	1	1	1	1	1	1	1	1
	400.38.109	动力输出从动齿轮(720转)	P.T.O. driven gear ( 45T )	1	1	1	1	1	1	1	1	1	1	1	1
15	400.38.111	动力输出轴前挡圈	Block	1	1	1	1	1	1	1	1	1	1	1	1
16	GB/T 276	轴承6306	Bearing 6306	3	3	3	3	3	3	3	3	3	3	3	3
17	GB/T9459	六角开槽薄螺母M24×2	Nut M24×2	1	1	1	1	1	1	1	1	1	1	1	1
18	GB/T91	开口销5×40	Pin 5×40	1	1	1	1	1	1	1	1	1	1	1	1
19	400.38.136	连接套	Connect knot	1	1	1	1	1	1	1	1	1	1	1	1
20	GB/T 894.1	挡圈30	Circlip for shaft 30	1	1	1	1	1	1	1	1	1	1	1	1

续.动力输出

Cont. Power Take-off

序号 Ser.No.	代号 Part No.	名称	Name	数量 Qty.											
				400	404	450	454	500	504	550	554	600	604	650	654
21	400.38.129	动力输出主动齿轮(720转)	P.T.O.driving gear(16T)	1	1	1	1	1	1	1	1	1	1	1	1
	400.38.130	动力输出主动齿轮(1000转)	P.T.O.driving gear (20T)	1	1	1	1	1	1	1	1	1	1	1	1
22	400.38.116	隔套	Block	1	1	1	1	1	1	1	1	1	1	1	1
23	400.38.128	动力输出主动齿轮(540转)	P.T.O.driving gear(13T)	1	1	1	1	1	1	1	1	1	1	1	1
	400.38.129	动力输出主动齿轮(720转)	P.T.O.driving gear (16T)	1	1	1	1	1	1	1	1	1	1	1	1
24	400.38.103-3	输出主动轴	P.T.O. driving shaft	1	1	1	1	1	1	1	1	1	1	1	1



最终传动总成  
Final Transmission

# 最终传动总成

## Final Transmission

序号 Ser.No.	代号 Part No.	名称	Name	数量 Qty.											
				400	404	450	454	500	504	550	554	600	604	650	654
1	400.39.108	齿轮密封衬垫	Gear ring seal cushion	4	4	4	4	4	4	4	4	4	4	4	4
2	400.39.107	齿圈	Gear ring	2	2	2	2	2	2	2	2	2	2	2	2
3	400.39.104-1	行星架	Planet frame	2	2	2	2	2	2	2	2	2	2	2	2
4	400.39.101-1	左半轴	Left differential axle	1	1	1	1	1	1						
	400.39.102-1	右半轴	Right differential axle	1	1	1	1	1	1						
	600.39.101	左半轴	Left differential axle							1	1	1	1	1	1
	600.39.102	右半轴	Right differential axle							1	1	1	1	1	1
5	400.39.110-1	驱动轴锁片	Locking slice	2	2	2	2	2	2	2	2	2	2	2	2
6	400.39.112-1	驱动轴锁紧螺栓	Locking bolt	2	2	2	2	2	2	2	2	2	2	2	2
7	400.39.111	挡块	Stopper	2	2	2	2	2	2	2	2	2	2	2	2
8	GB/T 879	销8×25	Pin 8×25	6	6	6	6	6	6	6	6	6	6	6	6
9	400.39.106	行星轮轴	Planet wheel axle	6	6	6	6	6	6	6	6	6	6	6	6
10	GB/T 5840	滚针轴承K30×40×27	Needle bearing K30×40×27	12	12	12	12	12	12	12	12	12	12	12	12
11	400.39.103	行星轮	Planer wheel	6	6	6	6	6	6	6	6	6	6	6	6
12	400.39.121-1	调整垫片	Adjusting shim	△	△	△	△	△	△	△	△	△	△	△	△
13	400.39.113-1	隔套	Bush	2	2	2	2	2	2	2	2	2	2	2	2
14	GB/T 276	滚动轴承6212	Ball bearing 6212	2	2	2	2	2	2	2	2	2	2	2	2
15	400.39.115-1	左驱动轴壳体	Left driving shaft housing	1	1	1	1	1	1	1	1	1	1	1	1
	400.39.114-1	右驱动轴壳体	Right driving shaft housing	1	1	1	1	1	1	1	1	1	1	1	1
16	GB/T 276	滚动轴承6213	Ball bearing 6213	2	2	2	2	2	2	2	2	2	2	2	2
17	400.39.105	油封座密封垫	Oil seal seat cushion	2	2	2	2	2	2	2	2	2	2	2	2
18	GB/T 13871	旋转轴唇型密封圈FB70 95 10	Oil seal FB 70 95 10	4	4	4	4	4	4	4	4	4	4	4	4

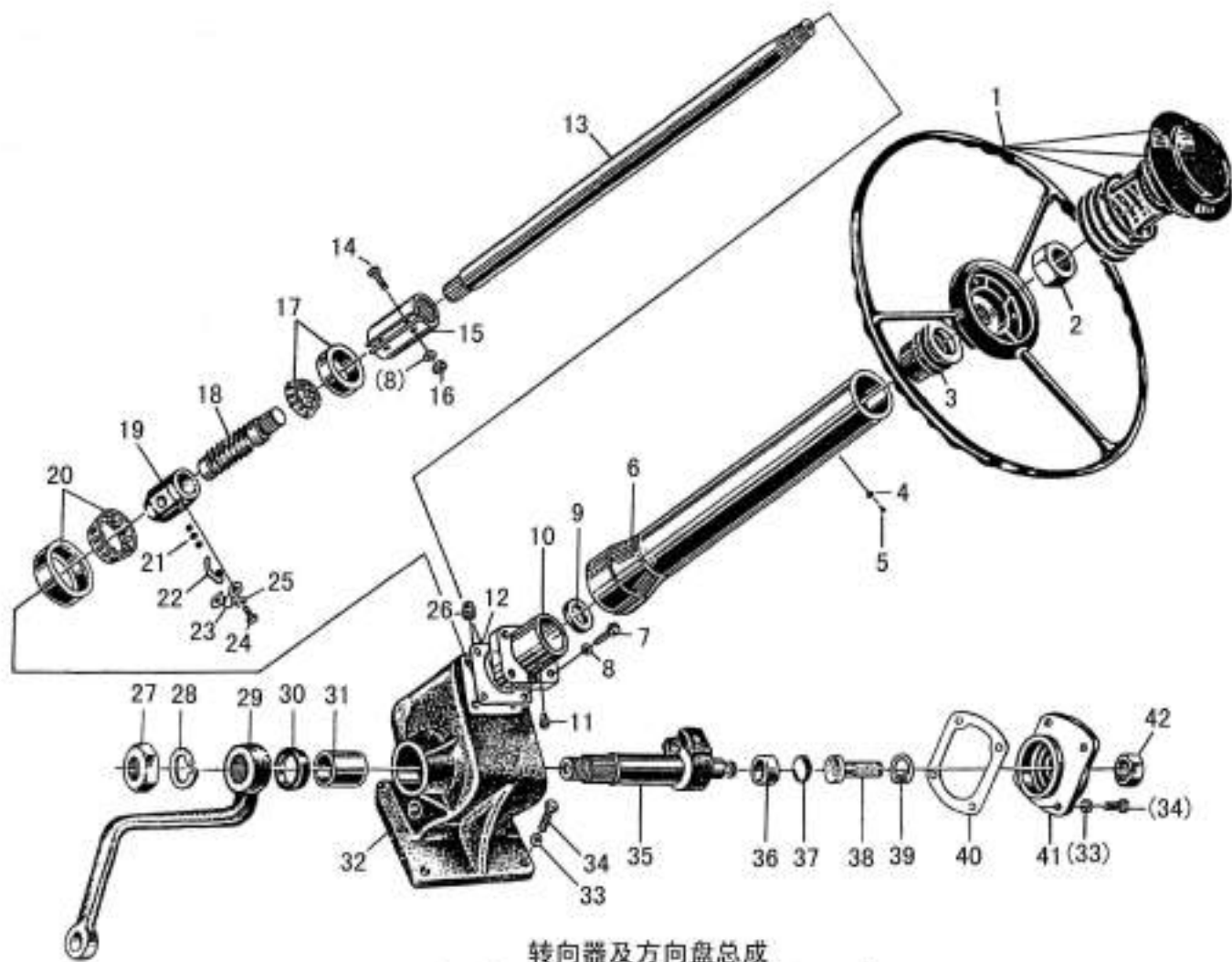
△ 适量 Just right amount



续. 最终传动总成

Cont. Final Transmission

序号 Ser.No.	代号 Part No.	名称	Name	数量 Qty.											
				400	404	450	454	500	504	550	554	600	604	650	654
19	400.39.116	油封座	Oil seal	2	2	2	2	2	2	2	2	2	2	2	2
20	400.39.120	后轮毂螺栓	Real wheel hub bolt	16	16	16	16	16	16	16	16	16	16	16	16
21	400.39.119	后轮毂螺母	Real wheel hub nut	16	16	16	16	16	16	16	16	16	16	16	16
22	400.39.118-2	驱动轴	Driving shaft	2	2	2	2	2	2	2	2	2	2	2	2
23	GB/T 5783	螺栓M12×25	Bolt M12×25	8	8	8	8	8	8	8	8	8	8	8	8
24	GB/T 93	垫圈12	Washer 12	8	8	8	8	8	8	8	8	8	8	8	8
25	GB/T 894.1	挡圈34	Circlip 34	2	2	2	2	2	2	2	2	2	2	2	2
26	400.39.124	隔套	Bush	2	2	2	2	2	2	2	2	2	2	2	2
27	GB/T 894.1	挡圈19	Circlip 19	2	2	2	2	2	2	2	2	2	2	2	2



转向器及方向盘总成  
Steering Gear & Steering-Wheel Assembly

## 转向器及方向盘总成

### Steering Gearing & Steering-Wheel Assembly

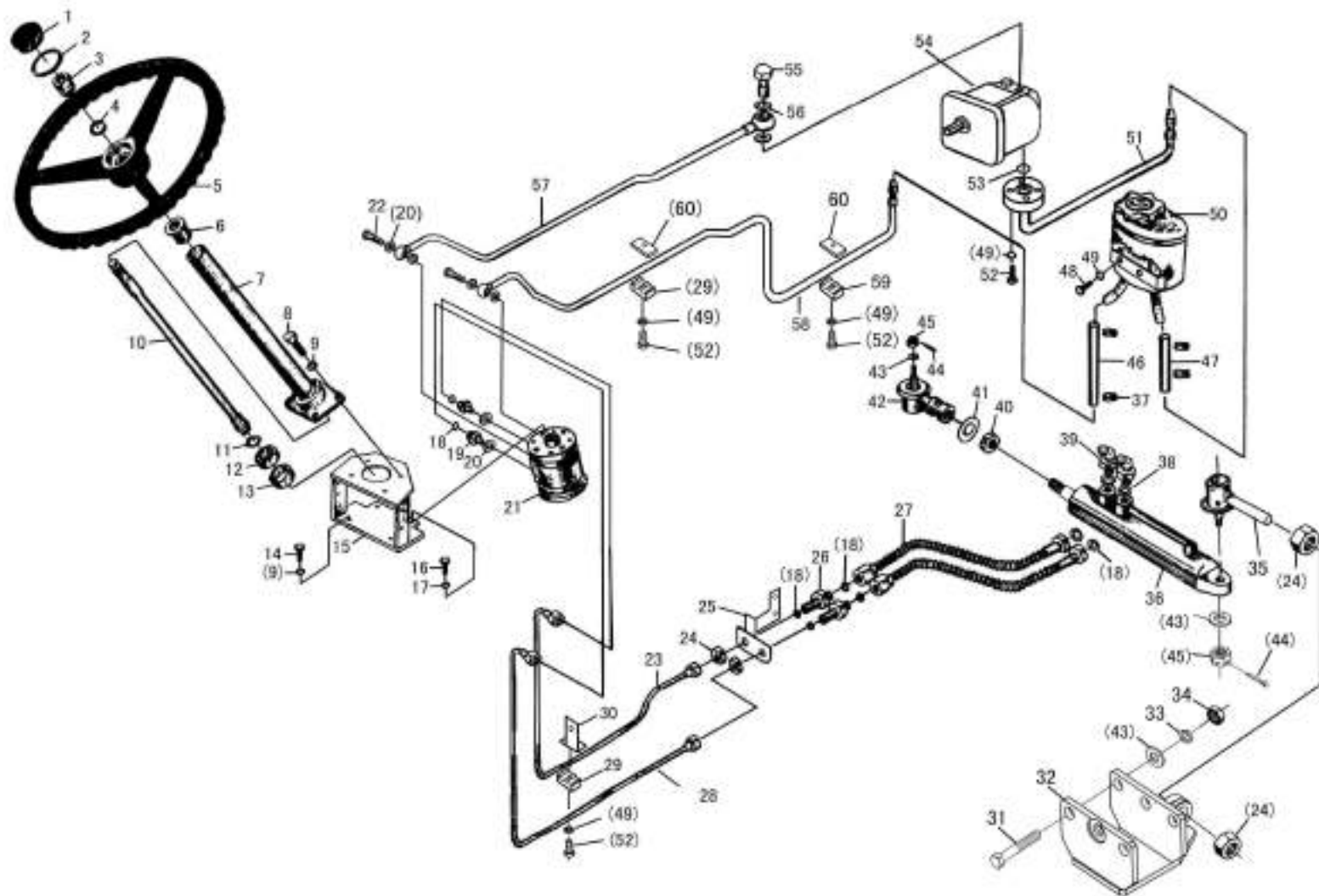
序号 Ser.No.	代号 Part No.	名称	Name	数量 Qty.											
				400	404	450	454	500	504	550	554	600	604	650	654
1	160.40.015A	方向盘总成	Steering wheel assembly	1		1		1		1		1		1	
2	GB/T 173	螺母M16×1.5	Nut M16×1.5	1		1		1		1		1		1	
3		接触环总成	Contact ring assembly	1		1		1		1		1		1	
4	GB/T 93	垫圈4	Spring lock washer 4	1		1		1		1		1		1	
5	GB/T 848	螺钉ST4.2×9.5×-C-Z	Tapping screw ST4.2×9.5×-C-Z	1		1		1		1		1		1	
6	136YT-3401170	转向套管总成	Steering sleeve assembly	1		1		1		1		1		1	
7	GB/T 5783	螺栓M10×30	Bolt M10×30	4		4		4		4		4		4	
8	GB/T 93	垫圈10	Spring lock washer 10	6		6		6		6		6		6	
9		油封40×25×10	Oil seal 40×25×10	1		1		1		1		1		1	
10	136NT-3401104	转向器上盖	Steering gear above cover	1		1		1		1		1		1	
11	GB/T 1152	油杯8×1	Oil cup M8×1	1		1		1		1		1		1	
12	BT136-3401108	上盖调整垫片(薄)	Adjusting shim thin,steering gaer above cover	△		△		△		△		△		△	
	BY136-3401108	上盖调整垫片(厚)	Adjusting shim thin,steering gaer above cover	△		△		△		△		△		△	
13	136YT-3401040	转向轴	Steering shaft	1		1		1		1		1		1	
14	GB/T 5782	螺栓M10×40	Bolt M10×40	2		2		2		2		2		2	
15	136NT-3401251	连接套	Connect cover	1		1		1		1		1		1	
16	GB/T6170	螺母M10	Nut M10	2		2		2		2		2		2	
17	GB/T 297	轴承7206E	Rolling bearing7206E	1		1		1		1		1		1	
18	136NT-3401038	转向螺杆	Steering sctew stem	1		1		1		1		1		1	
19	136NT-3401043	转向螺母	Steering nut	1		1		1		1		1		1	
20		轴承9168306	Rolling bearing 9168306	1		1		1		1		1		1	
21	GB/T 308	钢球Φ7.928 ( 5/16" )	Steel ball Φ7.928 ( 5/16" )	66		66		66		66		66		66	
22	BY 1236-3401160	转向器螺母滚珠导轨	Ball canal steering unt	4		4		4		4		4		4	

△ 适量 Just right amount

续.转向器及方向盘总成

Cont. Steering Gearing & Steering-Wheel Assembly

序号 Ser.No.	代号 Part No.	名称	Name	数量 Qty.											
				400	404	450	454	500	504	550	554	600	604	650	654
23	BY 136-3401162	转向器螺母滚珠导轨夹子	Ball canal clip ,steering nut	1		1		1		1		1		1	
24	GB/T 67	螺钉M6×8	Screw M6×8	2		2		2		2		2		2	
25	GB/T 93	垫圈6	Spring lock washer 6	2		2		2		2		2		2	
26	BY130-3401171	加油塞	Oiling seal lock	1		1		1		1		1		1	
27	GB/T 6171	螺母M22×1.5	Nut M22×1.5	1		1		1		1		1		1	
28	GB/T 93	垫圈22	Spring lock washer 22	1		1		1		1		1		1	
29	350.40.115	转向垂臂	Steering rock arm	1		1		1		1		1		1	
30		油封32×44×10	Oil seal 32×44×10	1		1		1		1		1		1	
31	BY 136-3401013	转向器壳衬套	Steering house bush	1		1		1		1		1		1	
32	136YT-3401040	转向器壳衬体总成	Steering gear housing assembly	1		1		1		1		1		1	
33	GB/T 93	垫圈12	Spring lock washer 12	8		8		8		8		8		8	
34	GB/T 5783	螺栓M12×30	Bolt M12×30	8		8		8		8		8		8	
35	136NT-3401061	转向摇臂轴	Steering rock arm shaft	1		1		1		1		1		1	
36	BY 130-3401012A	转向摇臂轴衬套	Bush,steering rock arm shaft rolling wheel	1		1		1		1		1		1	
37	BY 136-3401086	调整垫片	Adjusting shim	1		1		1		1		1		1	
38	BY 136-3401090	调整螺钉	Adjusting screw	1		1		1		1		1		1	
39	GB/T 893.1	挡圈20	shield ring 20,hole	1		1		1		1		1		1	
40	BY 136-3401084	侧盖垫片	Liner,steering gear side cover												
41	136NT-3401081	转向器侧盖	Steering gear side cover	1		1		1		1		1		1	
42	GB/T 6171	螺母M12×1.25	Nut M12×1.25	1		1		1		1		1		1	



全液压转向系统总成 (I)  
Power Steering Assembly (I)

## 全液压转向系统总成(I)

### Power Steering Assembly(I)

序号 Ser.No.	代号 Part No.	名称	Name	数量 Qty.											
				400	404	450	454	500	504	550	554	600	604	650	654
1	160.40.107-2	方向盘盖	Cover	1		1		1		1		1		1	
2	160.40.106	橡胶垫	Rubber cushion	1		1		1		1		1		1	
3	GB/T 6171	螺母M16×1.5	Nut M16×1.5	1		1		1		1		1		1	
4	GB/T 93	垫圈16	Washer 16	1		1		1		1		1		1	
5	160.40.015A	方向盘总成	Steering wheel assembly	1		1		1		1		1		1	
	160.40.020	方向盘总成(选装)	Steering wheel assembly	1		1		1		1		1		1	
6	160.40.104	上油封	Upper oil seal	1		1		1		1		1		1	
7	404YZ.40.013	转向管柱总成	Column	1		1		1		1		1		1	
8	GB/T 5783	螺栓M10×30	Bolt M10×30	4		4		4		4		4		4	
9	GB/T 93	垫圈10	Washer 10	6		6		6		6		6		6	
10	404YZ.40.108	转向柱	Column	1		1		1		1		1		1	
11	GB/T 894.1	挡圈20	Circlip 20	1		1		1		1		1		1	
12	GB/T 276	轴承6004	Bearing 6004	1		1		1		1		1		1	
13	160YZ.40.131	挡圈	Circlip	1		1		1		1		1		1	
14	GB/T 5783	螺栓M10×25	Bolt M10×25	2		2		2		2		2		2	
15	404YZ.40.011-3	转向器支架焊合件	Steering support weldment	1		1		1		1		1		1	
16	GB/T 5783	螺栓M12×25	Bolt M12×25	2		2		2		2		2		2	
17	GB/T 93	垫圈12	Washer 12	2		2		2		2		2		2	
18	GB 3452.1	O型密封圈10×2.65	O-ring 10×2.65	8		8		8		8		8		8	
19	160YZ.40.107-2	进出油口接头	Pipe connector	2		2		2		2		2		2	
20		复合垫圈20	Washer 20	6		6		6		6		6		6	
21	BZZ-80	全液压转向器	Power steering gear	1		1		1		1		1		1	
22	300.54.101	进油管螺钉	Bolt	2		2		2		2		2		2	

续. 全液压转向系统总成(I)

Cont. Power Steering Assembly(I)

序号 Ser.No.	代号 Part No.	名称	Name	数量 Qty.												
				400	404	450	454	500	504	550	554	600	604	650	654	
23	400YZ.40.014-1	油缸油管总成(左)	Pipe assembly,steering cylinder (Left)	1(a)		1(a)										
	500YZ.40.014-1	油缸油管总成(左)	Pipe assembly,steering cylinder (Left)	1(b)		1(b)		1(b)								
	550.YZ.40.014-1	油缸油管总成(左)	Pipe assembly,steering cylinder (Left)					1(c)		1(c)		1				
	554YZ.40.014A-1	油缸油管总成(左)	Pipe assembly,steering cylinder (Left)							1(d)					1	
24	GB/T 6173	螺母M20×1.5	Nut M20×1.5	4		4		4		4		4			4	
25	400YZ.40.101	油缸油管支架焊合件	Pipe support weldment, steering cylider	1		1		1		1(c)		1				
	554YZ.40.019-1	油缸油管支架焊合件	Pipe support weldment, steering cylider							1(d)					1	
26	304YZ.40.121	进出油管接头	Connector	2		2		2		2		2			2	
27	184YZ.40.011-2	转向油缸油管总成	Steering pipe assembly	2		2		2		2		2			2	
28	400YZ.40.015-1	油缸油管总成(右)	Pipe assembly,steering cylinder (Right)	1(a)		1(a)										
	500YZ.40.015-1	油缸油管总成(右)	Pipe assembly,steering cylinder (Right)	1(b)		1(b)		1(b)								
	550YZ.40.015-1	油缸油管总成(右)	Pipe assembly,steering cylinder (Right)					1(c)		1(c)		1				
	554YZ.40.015A-1	油缸油管总成(右)	Pipe assembly,steering cylinder (Right)							1(d)					1	
29	304YZ.40.204	油管固定卡Ⅱ	Pipe clip Ⅱ	2		2		2		2		2			2	
30	400YZ.40.102	油管固定板	Pipe press plate	1		1		1		1(c)		1				
	554YZ.40.202-1	油管固定板	Pipe press plate							1(d)					1	
31	GB/T 5785	螺栓M16×1.5×110	Bolt M16×1.5×110	3		3		3		3		3			3	
32	400.31.301-1	液压转向油缸支座	Back support of hydraulic cylinder	1		1		1		1		1			1	
33	GB/T 93	垫圈16	Washer 16	3		3		3		3		3			3	
34	GB/T 6176	螺母M16×1.5	Nut M16×1.5	3		3		3		3		3			3	
35	400.31.032-1	转向拉杆接头总成	Connector assembly	1		1		1		1		1			1	
36	404YZ.40.010B	油缸总成	Steering cylinder assembly	1		1		1		1		1			1	
37		卡箍Φ20	CirclipΦ 20	4		4		4		4		4			4	

续. 全液压转向系统总成(I)

Cont. Power Steering Assembly(I)

序号 Ser.No.	代号 Part No.	名称	Name	数量 Qty.											
				400	404	450	454	500	504	550	554	600	604	650	654
38		复合垫圈16	Washer 16	2		2		2		2		2		2	
39	160YZ.40.030-1	45°弯头	Elbow	2		2		2		2		2		2	
40	GB/T6173	螺母M24×1.5	Nut M24×1.5	1		1		1		1		1		1	
41	404YZ.31.151	止动垫圈	Washer	1		1		1		1		1		1	
42	404YZ.31.020A-1	油缸连接球头总成	Connector assembly,steering cylinder	1		1		1		1		1		1	
43	GB/T 97.1	垫圈16	Washer 16	5		5		5		5		5		5	
44	GB/T 91	开口销4×30	Split pin 4×30	2		2		2		2		2		2	
45	GB/T 9495	螺母M16	Unt M16	2		2		2		2		2		2	
46	304YZ.40.212A	耐油胶管@16	Soft pipe Φ 16	1		1		1		1		1		1	
47	304YZ.40.212B	耐油胶管Φ16	Soft pipe Φ 16	1		1		1		1		1		1	
48	GB/T 5783	螺栓M8×20	Bolt M8×20	2		2		2		2		2		2	
49	GB/T 93	垫圈8	Washer 8	6		6		6		6		6		6	
50	DP160.40.010	动力转向油箱总成	Power steering tank	1		1		1		1		1		1	
51	404YZ.40.018-1	转向油泵进油管总成	Inlet pipe assembly, steering pump	1(a)		1(a)									
	504YZ.40.018	转向油泵进油管总成	Inlet pipe assembly, steering pump	1(b)		1(b)		1(b)							
	554YZ.40.018	转向油泵进油管总成	Inlet pipe assembly, steering pump							1(d)				1	
	554YZ.40.018B-1	转向油泵进油管总成	Inlet pipe assembly, steering pump					1(c)		1(c)		1			
52	GB/T 5783	螺栓M8×35	Bolt M8×35	7		7		7		7		7		7	
53	GB 3452.1	O型密封圈19×2.65	O-ring 19×2.65	1		1		1		1		1		1	
54	C901-306-102	恒流泵	Stable gear pump	1(b)		1(b)		1(b)							
	C901-306-105	恒流泵	Stable gear pump	1(a)		1(a)									
	C901-310-101	恒流泵	Stable gear pump					1(c)		1		1		1	



续. 全液压转向系统总成(I)

Cont. Power Steering Assembly(I)

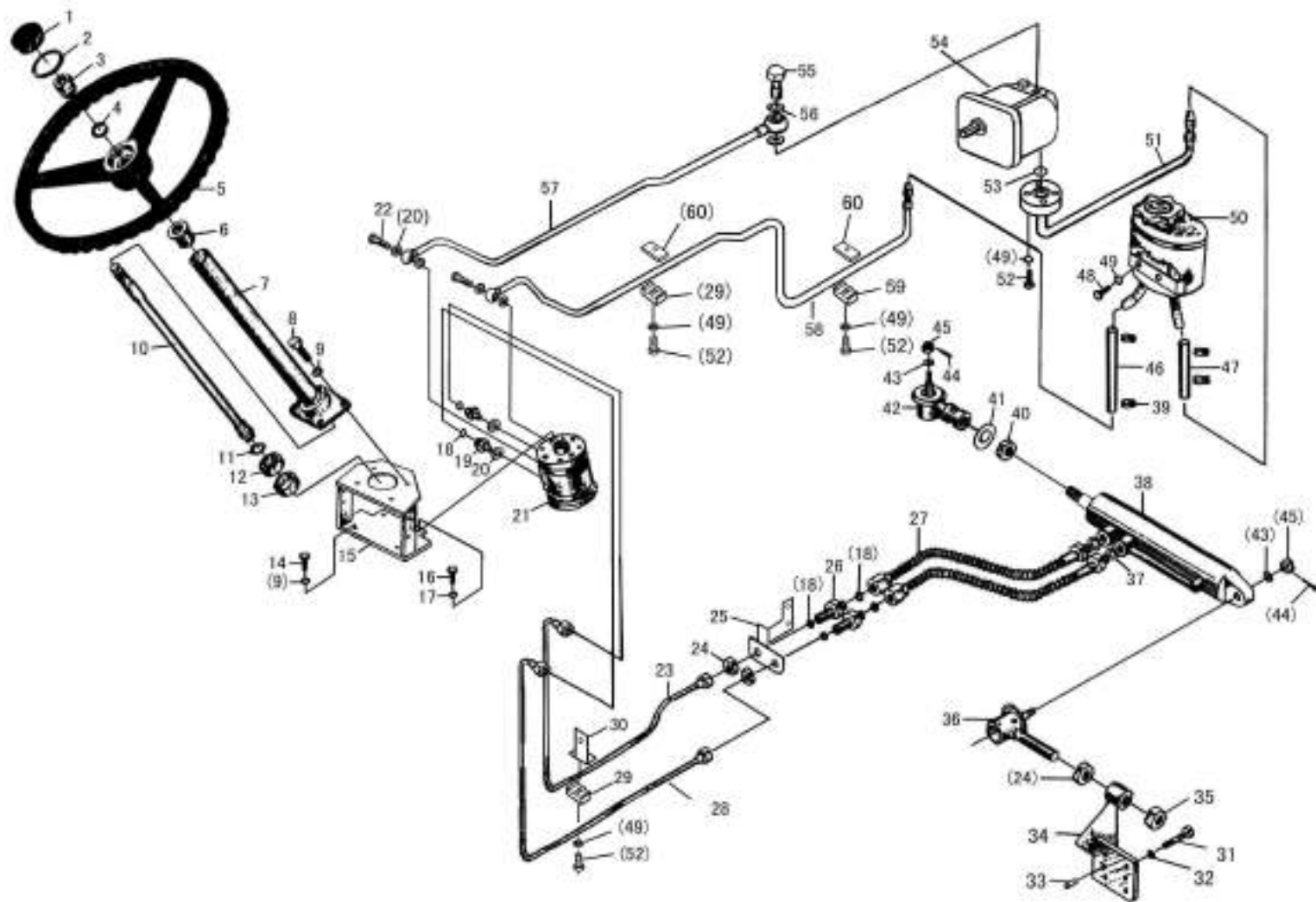
序号 Ser.No.	代号 Part No.	名称	Name	数量 Qty.											
				400	404	450	454	500	504	550	554	600	604	650	654
55	160.54.108	铰接螺栓	Bolt	1(a)		1(a)		1(c)		1		1		1	
	504YZ.40.102	铰接螺栓	Bolt	1(b)		1(b)		1(b)							
56		复合垫圈18	Washer 18	2		2		2		2		2		2	
57	404YZ.40.016-1	转向器进油管总成	Inter pipe assembly,power steering gear	1(a)		1(a)									
	504YZ.40.016	转向器进油管总成	Inter pipe assembly,power steering gear	1(b)		1(b)		1(b)							
	554YZ.40.016B-1	转向器进油管总成	Inter pipe assembly,power steering gear					1(c)		1(c)		1			
	554YZ.40.016C-1	转向器进油管总成	Inter pipe assembly,power steering gear							1(d)				1	
58	404YZ.40.017-1	转向器回油管总成	Oil return pipe assembly,power steering gear	1(a)		1(a)									
	504YZ.40.017	转向器回油管总成	Oil return pipe assembly,power steering gear	1(b)		1(b)		1(b)							
	554YZ.40.017B	转向器回油管总成	Oil return pipe assembly,power steering gear					1(c)		1(c)		1			
	554YZ.40.017C	转向器回油管总成	Oil return pipe assembly,power steering gear							1(d)				1	
59	304YZ.40.203	油管固定卡 I	Pipe clip I	1		1		1		1		1		1	
60	304YZ.40.202	油管固定板 II	Pipe press plate II	2		2		2		2		2		2	

a: SL3105BT/SL3105ABT

b: 490BT/495BT/498BT

c: SL4100BT/SL4105BT

d: YTR4105T56



全液压转向系统总成 (II)  
Power Steering Assembly (II)

## 全液压转向系统总成(II)

### Power Steering Assembly(II)

序号 Ser.No.	代号 Part No.	名称	Name	数量 Qty.											
				400	404	450	454	500	504	550	554	600	604	650	654
1	160.40.107-2	方向盘盖	Cover		1		1		1		1		1		1
2	160.40.106	橡胶垫	Rubber cushion		1		1		1		1		1		1
3	GB/T 6171	螺母M16×1.5	Nut M16×1.5		1		1		1		1		1		1
4	GB/T 93	垫圈16	Washer 16		1		1		1		1		1		1
5	160.40.015A	方向盘总成	Steering wheel assembly		1		1		1		1		1		1
	160.40.020	方向盘总成(选装)	Steering wheel assembly		1		1		1		1		1		1
6	160.40.104	上油封	Upper oil seal		1		1		1		1		1		1
7	404YZ.40.013	转向管柱总成	Column		1		1		1		1		1		1
8	GB/T 5783	螺栓M10×30	Bolt M10×30		4		4		4		4		4		4
9	GB/T 93	垫圈10	Washer 10		6		6		6		6		6		6
10	404YZ.40.108	转向柱	Column		1		1		1		1		1		1
11	GB/T 894.1	挡圈20	Circlip 20		1		1		1		1		1		1
12	GB/T 276	轴承6004	Bearing 6004		1		1		1		1		1		1
13	160YZ.40.131	挡圈	Circlip		1		1		1		1		1		1
14	GB/T 5783	螺栓M10×25	Bolt M10×25		2		2		2		2		2		2
15	404YZ.40.011-3	转向器支架焊合件	Steering support weldment		1		1		1		1		1		1
16	GB/T 5783	螺栓M12×25	Bolt M12×25		2		2		2		2		2		2
17	GB/T 93	垫圈12	Washer 12		2		2		2		2		2		2
18	GB 3452.1	O型密封圈10×2.65	O-ring 10×2.65		6		6		6		6		6		6
19	160YZ.40.107-2	进出油口接头	Pipe connector		2		2		2		2		2		2
20		复合垫圈20	Washer 20		6		6		6		6		6		6
21	BZZ-80	全液压转向器	Power steering gear		1		1		1		1		1		1
22	300.54.101	进油管螺钉	Bolt		2		2		2		2		2		2

续. 全液压转向系统总成(II)

Cont. Power Steering Assembly(II)

序号 Ser.No.	代号 Part No.	名称	Name	数量 Qty.												
				400	404	450	454	500	504	550	554	600	604	650	654	
23	400YZ.40.014-1	油缸油管总成(左)	Pipe assembly,steering cylinder (Left)		1(a)		1(a)									
	500YZ.40.014-1	油缸油管总成(左)	Pipe assembly,steering cylinder (Left)		1(b)		1(b)		1(b)							
	550.YZ.40.014-1	油缸油管总成(左)	Pipe assembly,steering cylinder (Left)						1(c)		1(c)		1			
	554YZ.40.014A-1	油缸油管总成(左)	Pipe assembly,steering cylinder (Left)								1(d)					1
24	GB/T 6173	螺母M20×1.5	Nut M20×1.5		3		3		3		3		3			3
25	400YZ.40.101	油缸油管支架焊合件	Pipe support weldment, steering cylider		1		1		1		1(c)		1			
	554YZ.40.019-1	油缸油管支架焊合件	Pipe support weldment, steering cylider								1(d)					1
26	304YZ.40.121	进出油管接头	Connector		2		2		2		2		2			2
27	504YZ.40.020	转向油缸油管总成	Steering pipe assembly		2		2		2		2(c)		2			
	304YZ.40.020	转向油缸油管总成	Steering pipe assembly								2(d)					2
28	400YZ.40.015-1	油缸油管总成(右)	Pipe assembly,steering cylinder (Right)		1(a)		1(a)									
	500YZ.40.015-1	油缸油管总成(右)	Pipe assembly,steering cylinder (Right)		1(b)		1(b)		1(b)							
	550YZ.40.015-1	油缸油管总成(右)	Pipe assembly,steering cylinder (Right)						1(c)		1(c)		1			
	554YZ.40.015A-1	油缸油管总成(右)	Pipe assembly,steering cylinder (Right)								1(d)					1
29	304YZ.40.204	油管固定卡 II	Pipe clip II		2		2		2		2		2			2
30	400YZ.40.102	油管固定板	Pipe press plate		1		1		1		1(c)		1			
	554YZ.40.202-1	油管固定板	Pipe press plate								1(d)					1
31	GB/T 5783	螺栓M14×35	Bolt M14×35		4		4		4		4		4			4
32	GB/T 93	垫圈14	Washer 14		4		4		4		4		4			4
33	GB/T 119	销 D12×25	Pin D12×25		2		2		2		2		2			2
34	304YZ.31.301-1	液压转向油缸支座	Back support of hydraulic cylinder		1		1		1		1		1			1
35	GB/T6171	螺母M20×1.5	Nut M20×1.5		1		1		1		1		1			1
36	404YZ.31.022A-1	转向拉杆接头总成	Connector assembly		1		1		1		1		1			1

续. 全液压转向系统总成(II)

Cont. Power Steering Assembly(II)

序号 Ser.No.	代号 Part No.	名称	Name	数量 Qty.											
				400	404	450	454	500	504	550	554	600	604	650	654
37		复合垫圈16	Washer 16		2		2		2		2		2		2
38	404YZ.40.010B	油缸总成	Steering cylinder assembly		1		1		1		1		1		1
39		卡箍Φ20	CirclipΦ 20		4		4		4		4		4		4
40	GB/T6173	螺母M24×1.5	Nut M24×1.5		1		1		1		1		1		1
41	404YZ.31.151	止动垫圈	Washer		1		1		1		1		1		1
42	404YZ.31.020A-1	油缸连接球头总成	Connector assembly,steering cylinder		1		1		1		1		1		1
43	GB/T 97.1	垫圈16	Washer 16		2		2		2		2		2		2
44	GB/T 91	开口销4×30	Split pin 4×30		2		2		2		2		2		2
45	GB/T 9495	螺母M16	Unt M16		2		2		2		2		2		2
46	304YZ.40.212A	耐油胶管@16	Soft pipe Φ 16		1		1		1		1		1		1
47	304YZ.40.212B	耐油胶管Φ16	Soft pipe Φ 16		1		1		1		1		1		1
48	GB/T 5783	螺栓M8×20	Bolt M8×20		2		2		2		2		2		2
49	GB/T 93	垫圈8	Washer 8		9		9		9		9		9		9
50	DP160.40.010	动力转向油箱总成	Power steering tank		1		1		1		1		1		1
51	404YZ.40.018-1	转向油泵进油管总成	Inlet pipe assembly, steering pump		1(a)		1(a)								
	504YZ.40.018	转向油泵进油管总成	Inlet pipe assembly, steering pump		1(b)		1(b)		1(b)						
	554YZ.40.018	转向油泵进油管总成	Inlet pipe assembly, steering pump								1(d)				1
	554YZ.40.018B-1	转向油泵进油管总成	Inlet pipe assembly, steering pump						1(c)		1(c)		1		
52	GB/T 5783	螺栓M8×35	Bolt M8×35		7		7		7		7		7		7
53	GB 3452.1	O型密封圈19×2.65	O-ring 19×2.65		1		1		1		1		1		1
54	C901-306-102	恒流泵	Stable gear pump		1(b)		1(b)		1(b)						
	C901-306-105	恒流泵	Stable gear pump		1(a)		1(a)								
	C901-310-101	恒流泵	Stable gear pump						1(c)		1		1		1

续. 全液压转向系统总成(II)

Cont. Power Steering Assembly(II)

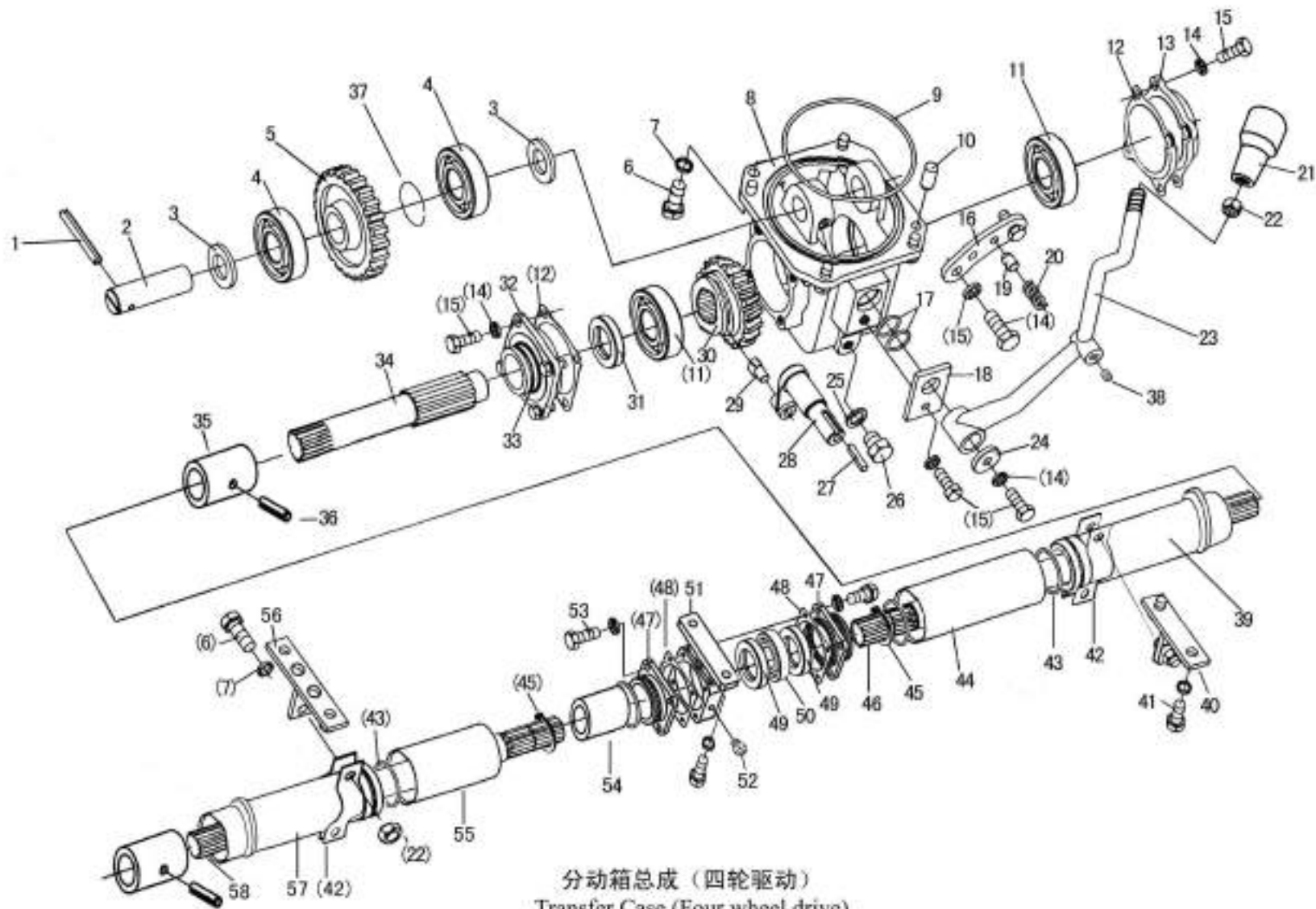
序号 Ser.No.	代号 Part No.	名称	Name	数量 Qty.											
				400	404	450	454	500	504	550	554	600	604	650	654
55	160.54.108	铰接螺栓	Bolt		1(a)		1(a)		1(c)		1		1		1
	504YZ.40.102	铰接螺栓	Bolt		1(b)		1(b)		1(b)						
56		复合垫圈18	Washer 18		2		2		2		2		2		2
57	404YZ.40.016-1	转向器进油管总成	Inter pipe assembly,power steering gear		1(a)		1(a)								
	504YZ.40.016	转向器进油管总成	Inter pipe assembly,power steering gear		1(b)		1(b)		1(b)						
	554YZ.40.016B-1	转向器进油管总成	Inter pipe assembly,power steering gear						1(c)		1(c)		1		
	554YZ.40.016C-1	转向器进油管总成	Inter pipe assembly,power steering gear								1(d)				1
58	404YZ.40.017-1	转向器回油管总成	Oil return pipe assembly,power steering gear		1(a)		1(a)								
	504YZ.40.017	转向器回油管总成	Oil return pipe assembly,power steering gear		1(b)		1(b)		1(b)						
	554YZ.40.017B	转向器回油管总成	Oil return pipe assembly,power steering gear						1(c)		1(c)		1		
	554YZ.40.017C	转向器回油管总成	Oil return pipe assembly,power steering gear								1(d)				1
59	304YZ.40.203	油管固定卡 I	Pipe clip I		1		1		1		1		1		1
60	304YZ.40.202	油管固定板 II	Pipe press plate II		2		2		2		2		2		2

a: SL3105BT/SL3105ABT

b: 490BT/495BT/498BT

c: SL4100BT/SL4105BT

d: YTR4105T56



分动箱总成 (四轮驱动)  
Transfer Case (Four wheel drive)

## 分动箱总成

### Transfer Case

序号 Ser.No.	代号 Part No.	名称	Name	数量 Qty.											
				400	404	450	454	500	504	550	554	600	604	650	654
1	GB/T879	销6×45	Pin 6×45		1		1		1		1		1		1
2	404.42.102-3	惰轮轴	Shaft		1		1		1		1		1		1
3	404.42.103-2	止推环	Thrust ring		2		2		2		2		2		2
4	GB/T 276	轴承6205	Bush		2		2		2		2		2		2
5	404.42.125-1	分动箱惰轮	Middle gear		1		1		1		1		1		1
6	GB/T 5783	螺栓M10×25	Bolt M10×25		10		10		10		10		10		10
7	GB/T 93	垫圈10	Washer 10		12		12		12		12		12		12
8	404.42.101-1	分动箱壳体	Case		1		1		1		1		1		
	554.42.101-1	分动箱壳体①	Case								1		1		1
9	GB 3452.1	O型密封圈132×3.55	O-ring 132×3.55		1		1		1		1		1		1
10	GB/T 119	销A10×22	Pin A10×22		2		2		2		2		2		2
11	GB/T 276	轴承6306	Bearing 6306		2		2		2		2		2		2
12	404.42.112	轴承盖纸垫	Gasket		2		2		2		2		2		2
13	404.42.117	后轴承盖	Rear cover		1		1		1		1		1		1
14	GB/T 93	垫圈8	Washer 8		24		24		24		24		24		24
15	GB/T 5783	螺栓M8×25	Bolt M8×25		16		16		16		16		16		16
16	404.42.114-1	定位板	Check slice		1		1		1		1		1		1
17	GB 3452.1	O型密封圈25×2.65	O-ring 25×2.65		2		2		2		2		2		2
18	404.42.115	压板	Check leaf		1		1		1		1		1		1
19	404.42.113	定位销	Pin		1		1		1		1		1		1
20	404.38.186	爬行档定位弹簧	Spring		1		1		1		1		1		1
21	404.42.015	前驱动手柄合件	Release handle		1		1		1		1		1		1
22	GB/T 6170	螺母M10	Nut M10		5		5		5		5		5		5

①配8.3-24前轮用 For Tyre 8.3-24



续.分动箱总成

Cont. Transfer Case

序号 Ser.No.	代号 Part No.	名称	Name	数量 Qty.											
				400	404	450	454	500	504	550	554	600	604	650	654
23	404.42.014-1	操纵杆焊合件	Rod		1		1		1		1		1		1
24	404.42.116	堵头	Plugging shaft		1		1		1		1		1		1
25	GB/T 848	垫圈12	Washer 12		1		1		1		1		1		1
26	JB/T 798	螺塞M12×1.5	Bolt M12×1.5		1		1		1		1		1		1
27	GB/T 1096	键C6×30	Key C6×30		1		1		1		1		1		1
28	404.42.119	分动箱拨叉轴	Fork shaft		1		1		1		1		1		1
29	404.42.120	分动箱拨叉头	Lump		1		1		1		1		1		1
30	404.42.104	分动箱被动齿轮	Gear		1		1		1		1				
	554.42.104	分动箱被动齿轮①	Gear								1		1		1
31	GB/T 9877	旋转轴唇形密封圈FB30×52×10	Oil sealingFB30×52×10		1		1		1		1		1		1
32	404.42.106	前轴承盖	Front bearing cover		1		1		1		1		1		1
33	GB 3452.1	O型密封圈51.5×2.65	O-ring 51.5×2.65		1		1		1		1		1		1
34	404.42.105A	分动箱输出轴	Shaft		1		1		1		1		1		1
35	404.42.207	连接花键套	Connet spline knot		2		2		2		2		2		2
36	GB/T 879	销6×40	Pin 6×40		2		2		2		2		2		2
37	GB/T 893.1	挡圈52	Circlip for shaft 52		1		1		1		1		1		1
38	300.37.302	螺塞M10×1	Bolt M10×1		1		1		1		1		1		1
39	404.42.021	护套(I)焊合件	Bush(I)		1		1		1		1		1		1
40	404.42.013A	固定座焊合件	Support		1		1		1		1		1		1
41	GB/T 5783	螺栓M10×20	Bolt M10×20		2		2		2		2		2		2
42	404.42.140-1	卡箍	Clamp		4		4		4		4		4		4
43	GB.3452.1	O型密封圈58×3.55	O-ring 58×3.55		4		4		4		4		4		4
44	404.42.022-1	护套(II)焊合件	Bush(II)		1		1		1		1		1		1

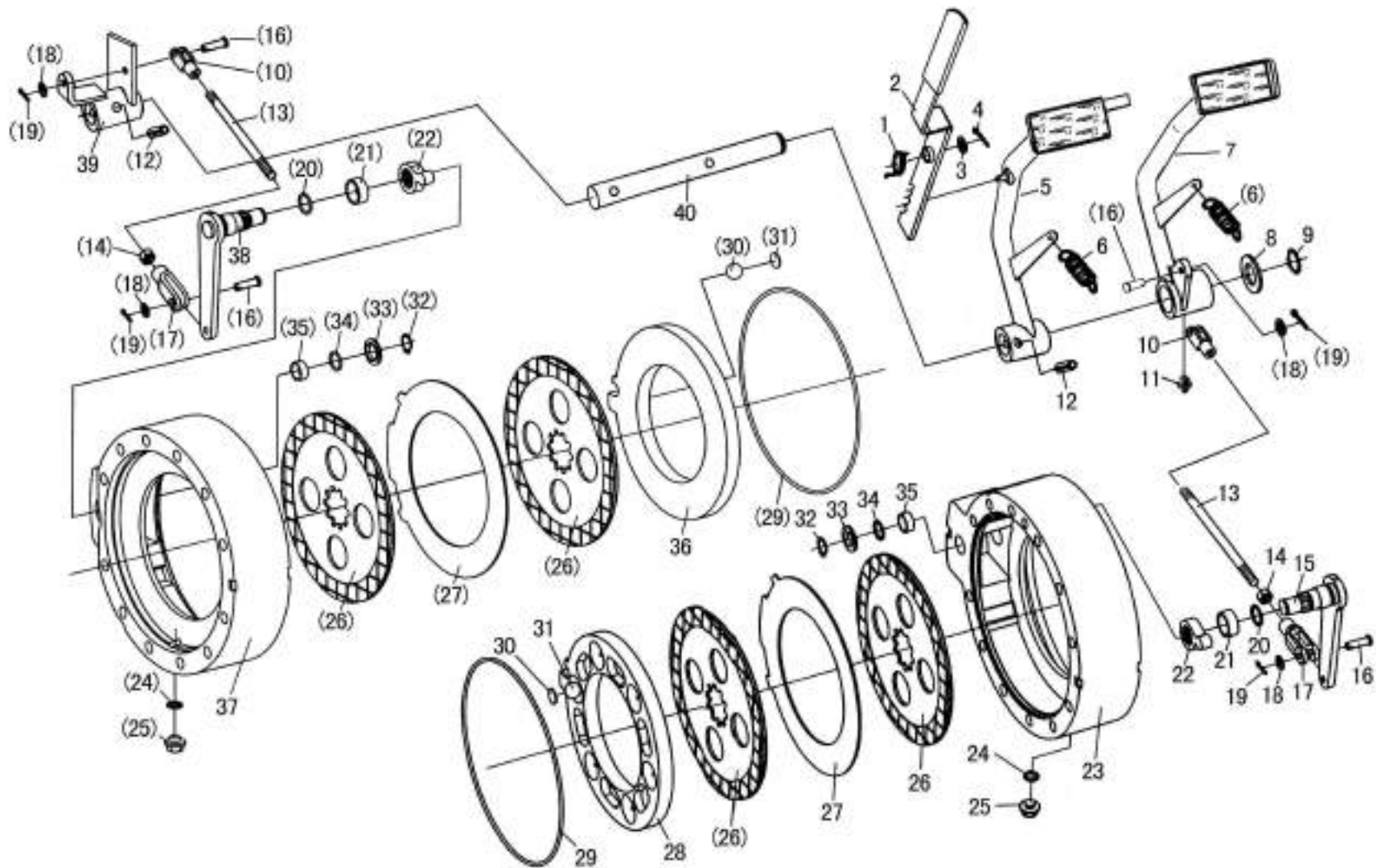
①配8.3-24前轮用 For Tyre 8.3-24

续.分动箱总成

Cont. Transfer Case

序号 Ser.No.	代号 Part No.	名称	Name	数量 Qty.											
				400	404	450	454	500	504	550	554	600	604	650	654
45	GB/T 894.1	挡圈30	Circlip for shaft 30		2		2		2		2		2		2
46	404.42.204	后传动轴	Shaft		1		1		1		1		1		1
47	404.42.202-2	轴承盖	Bearing cover		2		2		2		2		2		2
48	404.42.203	轴承盖抵垫	Gasket		2		2		2		2		2		2
49	GB/T 9877	旋转轴唇形密封圈FB40×55×10	Oil sealingFB40×55×10		2		2		2		2		2		2
50	GB/T 276	轴承6008	Bearing 6008		1		1		1		1		1		1
51	404.42.201-1	轴承座	Bearing seat		1		1		1		1		1		1
52	GB/T7940.1	油杯M10×1	Oil cup M10×1		1		1		1		1		1		1
53	GB/T 5783	螺栓M8×20	Bolt M8×20		8		8		8		8		8		8
54	404.42.206-1	传动轴花键连接套	Spline connet knot for shaft		1		1		1		1		1		1
55	404.42.023-1	护套(III)焊合件	Bush(III)		1(a)		1(a)		1(c)		1(c)		1		
	504.42.023	护套(III)焊合件	Bush(III)		1(b)		1(b)		1(b)						
	554.42.023	护套(III)焊合件	Bush(III)								1(d)				1
56	404.42.016	固定座焊合件	Support		1(a)		1(a)		1(c)		1(c)		1		
	504.42.016-1	固定座焊合件	Support		1(b)		1(b)		1(b)						
	554.42.016C	固定座焊合件	Support								1(d)				1
57	404.42.024	护套(IV)焊合件	Bush(IV)		1(a)		1(a)								
	504.42.024	护套(IV)焊合件	Bush(IV)		1(b)		1(b)		1(b)						
	554.42.024	护套(IV)焊合件	Bush(IV)						1(c)		1		1		1
58	404.42.205	前传动轴	Shaft		1(a)		1(a)								
	504.42.205	前传动轴	Shaft		1(b)		1(b)		1(b)						
	554.42.205A	前传动轴	Shaft						1(c)		1(c)		1		
	554.42.205C	前传动轴	Shaft								1(d)				1

a:SL3105BT/3105ABT b:490BT/495BT/498BT c:4100BT/4105BT d:YTR4105T



制动器及操纵机构总成  
 Brake and Operation Mechanism

## 制动器及操纵机构总成

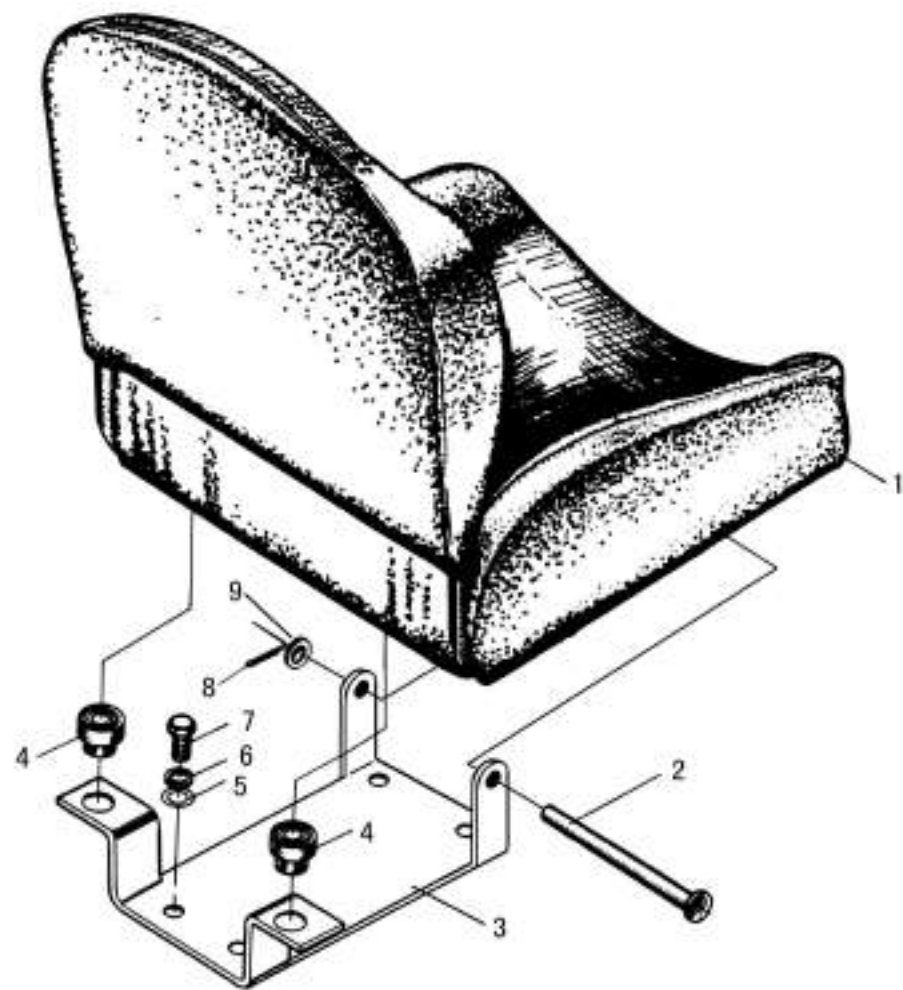
### Brake and Operation Mechanism

序号 Ser.No.	代号 Part No.	名称	Name	数量 Qty.												
				400	404	450	454	500	504	550	554	600	604	650	654	
1	160.43.147	扭力弹簧	Spring	1	1	1	1	1	1	1	1	1	1	1	1	1
2	160.43.023	制动齿板焊合件	Plate	1	1	1	1	1	1	1	1	1	1	1	1	1
3	GB/T 97.1	垫圈6	Washer 6	1	1	1	1	1	1	1	1	1	1	1	1	1
4	GB/T 91	销2×20	Pin 2×20	1	1	1	1	1	1	1	1	1	1	1	1	1
5	400.43.015-4	左制动踏板焊合件	Left pedal	1	1	1	1	1	1	1	1	1	1	1	1	1
6	400.21S.115	离合器踏板弹簧	Spring	2	2	2	2	2	2	2	2	2	2	2	2	2
7	400.43.016-4	右制动踏板焊合件	Right pedal	1	1	1	1	1	1	1	1	1	1	1	1	1
8	160.43.112	挡圈	Washer	1	1	1	1	1	1	1	1	1	1	1	1	1
9	GB/T 894.1	挡圈25	Circlip 25	1	1	1	1	1	1	1	1	1	1	1	1	1
10	400.43.130	制动拉杆左旋调整叉	Adjusting yolk	2	2	2	2	2	2	2	2	2	2	2	2	2
11	GB/T7940.1	油杯M10×1	Oil cup M10×1	1	1	1	1	1	1	1	1	1	1	1	1	1
12	GB/T879	销8×40	Pin 8×40	2	2	2	2	2	2	2	2	2	2	2	2	2
13	400.43.019	制动拉杆	Rod	2	2	2	2	2	2	2	2	2	2	2	2	2
14	GB/T 6170	螺母M10	Nut M10	2	2	2	2	2	2	2	2	2	2	2	2	2
15	400.43.018-1	右曲柄焊合件	Right crank weldment	1	1	1	1	1	1							
	600.43.018	右曲柄焊合件	Right crank weldment							1	1	1	1	1	1	1
16	GB/T 882	销轴B8×35	Pin axle B8×35	4	4	4	4	4	4	4	4	4	4	4	4	4
17	400.43.108	制动拉杆调整叉	Adjusting yolk	2	2	2	2	2	2	2	2	2	2	2	2	2
18	GB/T 97.1	垫圈8	Washer 8	4	4	4	4	4	4	4	4	4	4	4	4	4
19	GB/T 91	销3.2×16	Pin 3.2×16	4	4	4	4	4	4	4	4	4	4	4	4	4
20	GB 3452.1	O型密封圈20×2.65	O-ring 20×2.65	2	2	2	2	2	2	2	2	2	2	2	2	2
21	400.43.107	轴套	Sleeve	2	2	2	2	2	2	2	2	2	2	2	2	2
22	400.43.106-1	拨块	Block	2	2	2	2	2	2	2	2	2	2	2	2	2

续. 制动器及操纵机构总成

Cont .Brake and Operation Mechanism

序号 Ser.No.	代号 Part No.	名称	Name	数量 Qty.											
				400	404	450	454	500	504	550	554	600	604	650	654
23	400.43.122	右制动器壳	Righet brake case	1	1	1	1	1	1						
	600.43.113	右制动器壳	Righet brake case							1	1	1	1	1	1
24		复合垫圈12	Washer 12	2	2	2	2	2	2	2	2	2	2	2	2
25	JB/T 798-	螺塞M12×1.5	Bolt M12×1.5	2	2	2	2	2	2	2	2	2	2	2	2
26	400.43.011	制动器摩擦片总成	Friction disc assy	4	4	4	4	4	4	6	6	6	6	6	6
27	400.43.105	隔板	Clapboard	2	2	2	2	2	2	4	4	4	4	4	4
28	400.43.104	右制动器压盘	Right pressure plate	1	1	1	1	1	1	1	1	1	1	1	1
29	400.43.101	O型密封圈	O-ring	2	2	2	2	2	2	2	2	2	2	2	2
30	400.43.102	塞片	Stopper	12	12	12	12	12	12	12	12	12	12	12	12
31	GB/T 308	钢球18.000 0G100 b	Ball 18.000 0G100 b	12	12	12	12	12	12	12	12	12	12	12	12
32	GB/T 894.1	挡圈18	Circlip 18	2	2	2	2	2	2	2	2	2	2	2	2
33	400.43.109-1	垫圈	Washer	2	2	2	2	2	2	2	2	2	2	2	2
34	GB3452.1	O型密封圈18×2.65	O-ring 18×2.65	2	2	2	2	2	2	2	2	2	2	2	2
35	400.43.114A	曲柄轴衬套	Bush	2	2	2	2	2	2	2	2	2	2	2	2
36	400.43.103	左制动器压盘	Left pressure plate	1	1	1	1	1	1	1	1	1	1	1	1
37	400.43.121	左制动器壳	Left brake case	1	1	1	1	1	1						
	600.43.111	左制动器壳	Left brake case							1	1	1	1	1	1
38	400.43.014-1	左曲柄焊合件	Left crank weldment	1	1	1	1	1	1						
	600.46.017	左曲柄焊合件	Left crank weldment							1	1	1	1	1	1
39	400.43.017	左制动摇臂焊合件	Left brake rocker arm weldment	1	1	1	1	1	1	1	1	1	1	1	1
40	400.43.119-1	踏板轴	Pedal Shaft	1	1	1	1	1	1	1	1	1	1	1	1

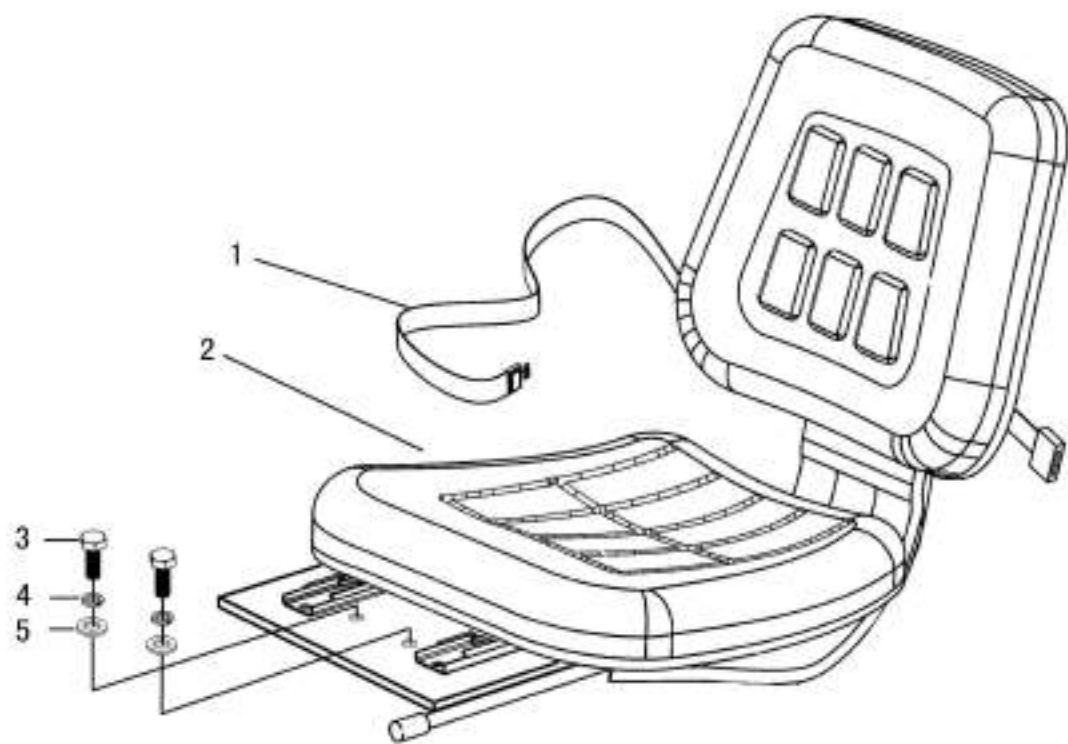


驾驶座总成(1)  
Seat (1)

## 驾驶座总成(I)

### Seat (I)

序号 Ser.No.	代号 Part No.	名称	Name	数量 Qty.												
				400	404	450	454	500	504	550	554	600	604	650	654	
1	160.44.011	座椅	Seat	1	1	1	1	1	1	1	1	1	1	1	1	1
2	160.44.105	销轴	Axis pin	1	1	1	1	1	1	1	1	1	1	1	1	1
3	400.44.113	简易座椅支架	Support	1	1	1	1	1	1	1	1	1	1	1	1	1
4	160.44.102	座位支撑块	Rubber cushion	2	2	2	2	2	2	2	2	2	2	2	2	2
5	GB/T97.1	垫圈12	Washer 12	4	4	4	4	4	4	4	4	4	4	4	4	4
6	GB/T93	垫圈12	Washer 12	4	4	4	4	4	4	4	4	4	4	4	4	4
7	GB/T5783	螺栓M12×20	Bolt M12×20	4	4	4	4	4	4	4	4	4	4	4	4	4
8	GB/T91	销3.2×20	Pin 3.2×20	2	2	2	2	2	2	2	2	2	2	2	2	2
9	GB/T97.1	垫圈10	Washer 10	2	2	2	2	2	2	2	2	2	2	2	2	2



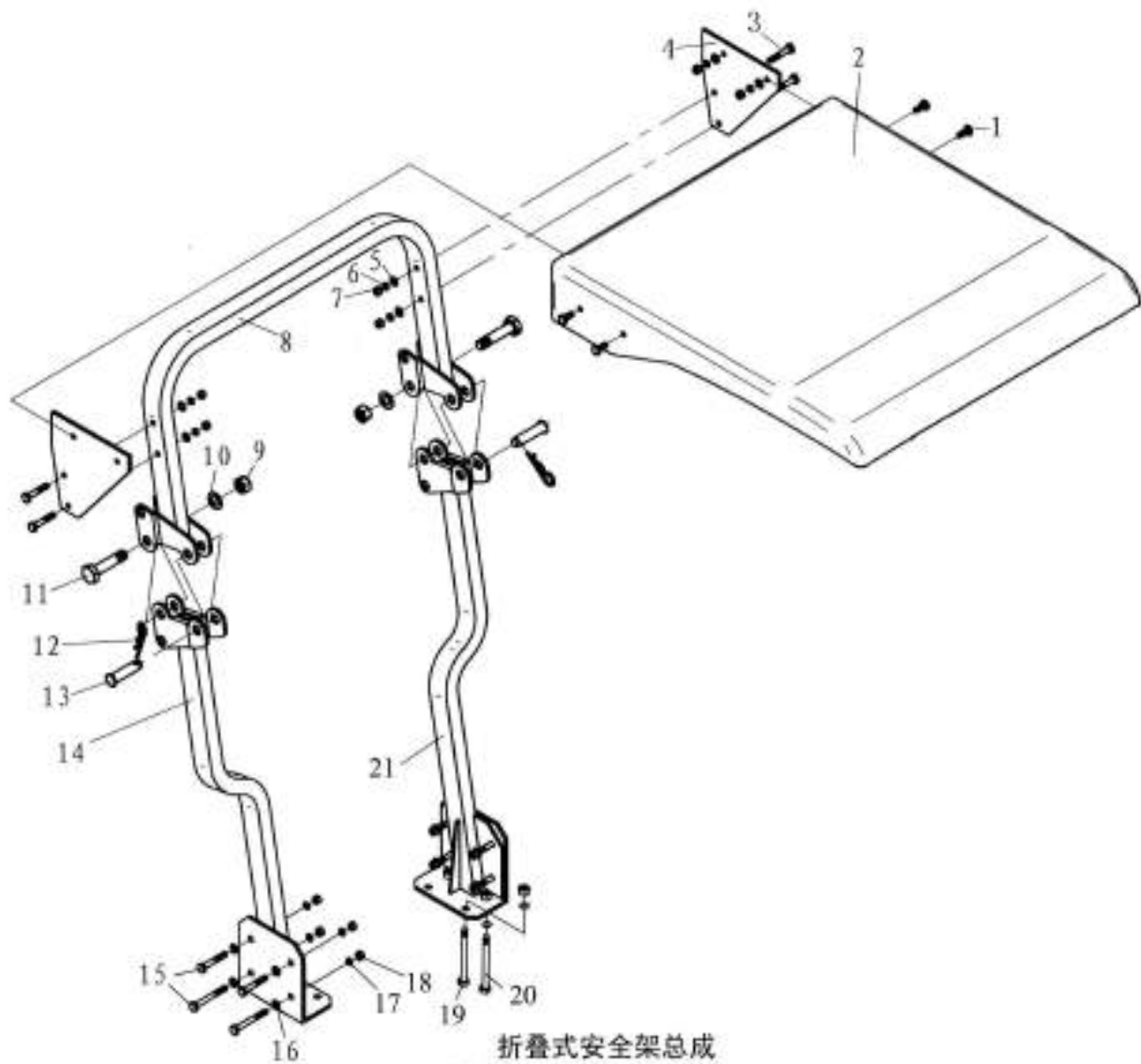
驾驶座总成 (II)  
Seat (II)



## 驾驶座总成(II)

### Seat (II)

序号 Ser.No.	代号 Part No.	名称	Name	数量 Qty.											
				400	404	450	454	500	504	550	554	600	604	650	654
1	160.44.901	安全带(选装)	Safety belt (Selected by user)	1	1	1	1	1	1	1	1	1	1	1	1
2	400.44.011A	座骑总成	Seat	1	1	1	1	1	1	1	1	1	1	1	1
	160.44.001A	悬浮座骑总成(选装)	Seat (Selected by user)	1	1	1	1	1	1	1	1	1	1	1	1
3	GB/T 5783	螺栓M12×20	Bolt M12×20	4	4	4	4	4	4	4	4	4	4	4	4
4	GB/T 93	垫圈12	Washer 12	4	4	4	4	4	4	4	4	4	4	4	4
5	GB/T 97.1	垫圈12	Washer 12	4	4	4	4	4	4	4	4	4	4	4	4

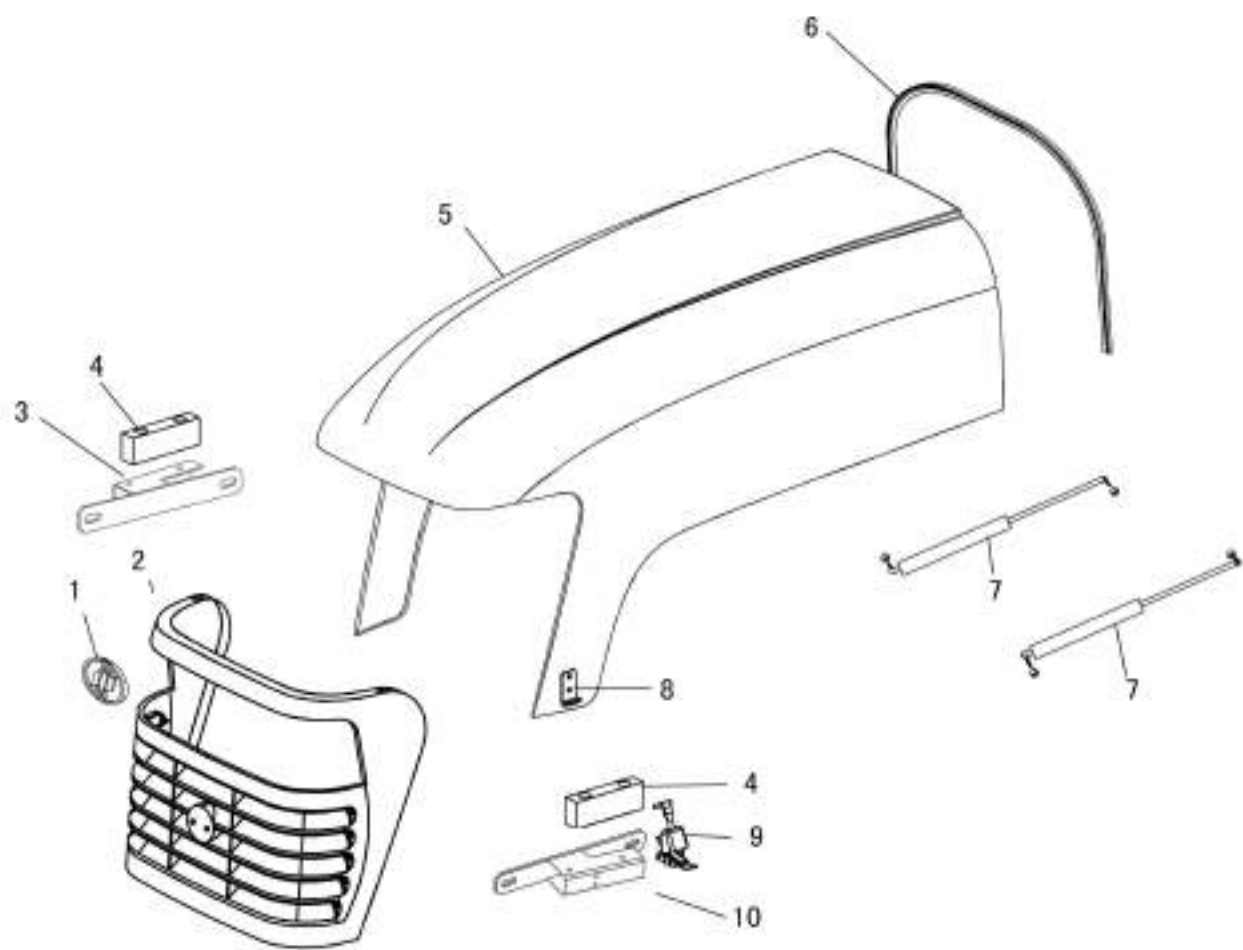


折叠式安全架总成  
Foldable Protective Structure

## 折叠式安全架总成

### Foldable Protective Structure

序号 Ser.No.	代号 Part No.	名称	Name	数量 Qty.												
				400	404	450	454	500	504	550	554	600	604	650	654	
1	GB/T 5782	螺栓M12×40	Bolt M12×40	4	4	4	4	4	4	4	4	4	4	4	4	4
2	300.45B.011	遮阳蓬	Canopy	1	1	1	1	1	1	1	1	1	1	1	1	1
3	GB/T 5782	螺栓M12×70	Bolt M12×70	4	4	4	4	4	4	4	4	4	4	4	4	4
4	180.45.402-1	遮阳蓬连接板	Connecting plate	2	2	2	2	2	2	2	2	2	2	2	2	2
5	GB/T 97.1	垫圈12	Washer 12	8	8	8	8	8	8	8	8	8	8	8	8	8
6	GB/T 93	垫圈12	Washer 12	8	8	8	8	8	8	8	8	8	8	8	8	8
7	GB/T 6170	螺母M12	Nut M12	8	8	8	8	8	8	8	8	8	8	8	8	8
8	300.45.010	安全架上框焊合件	Upper frame	1	1	1	1	1	1	1	1	1	1	1	1	1
9	GB/T 88	螺母M24	Nut M24	2	2	2	2	2	2	2	2	2	2	2	2	2
10	GB/T 95	垫圈24	Washer 24	2	2	2	2	2	2	2	2	2	2	2	2	2
11	300.45.102	螺栓	Bolt	2	2	2	2	2	2	2	2	2	2	2	2	2
12	180.45.309	弹簧锁销	Stop pin	2	2	2	2	2	2	2	2	2	2	2	2	2
13	300.45.101	销轴	Pin axle	2	2	2	2	2	2	2	2	2	2	2	2	2
14	400.45.011	右撑管焊合件	Right support pipe	1	1	1	1	1	1	1	1	1	1	1	1	1
15	GB/T 5782	螺栓M14×80	Bolt M14×80	8	8	8	8	8	8	8	8	8	8	8	8	8
16	GB/T 97.1	垫圈14	Washer 14	8	8	8	8	8	8	8	8	8	8	8	8	8
17	GB/T 93	垫圈14	Washer 14	16	16	16	16	16	16	16	16	16	16	16	16	16
18	GB/T 6170	螺母M14	Nut M14	12	12	12	12	12	12	12	12	12	12	12	12	12
19	GB/T 5782	螺栓M14×210-8.8	Bolt M14×210-8.8	4	4	4	4	4	4	4	4	4	4	4	4	4
20	GB/T 5782	螺栓M14×200-8.8	Bolt M14×200-8.8	4	4	4	4	4	4	4	4	4	4	4	4	4
21	400.45.012	左撑管焊合件	Left support pipe	1	1	1	1	1	1	1	1	1	1	1	1	1



发动机罩壳总成  
Hood

## 发动机罩壳总成

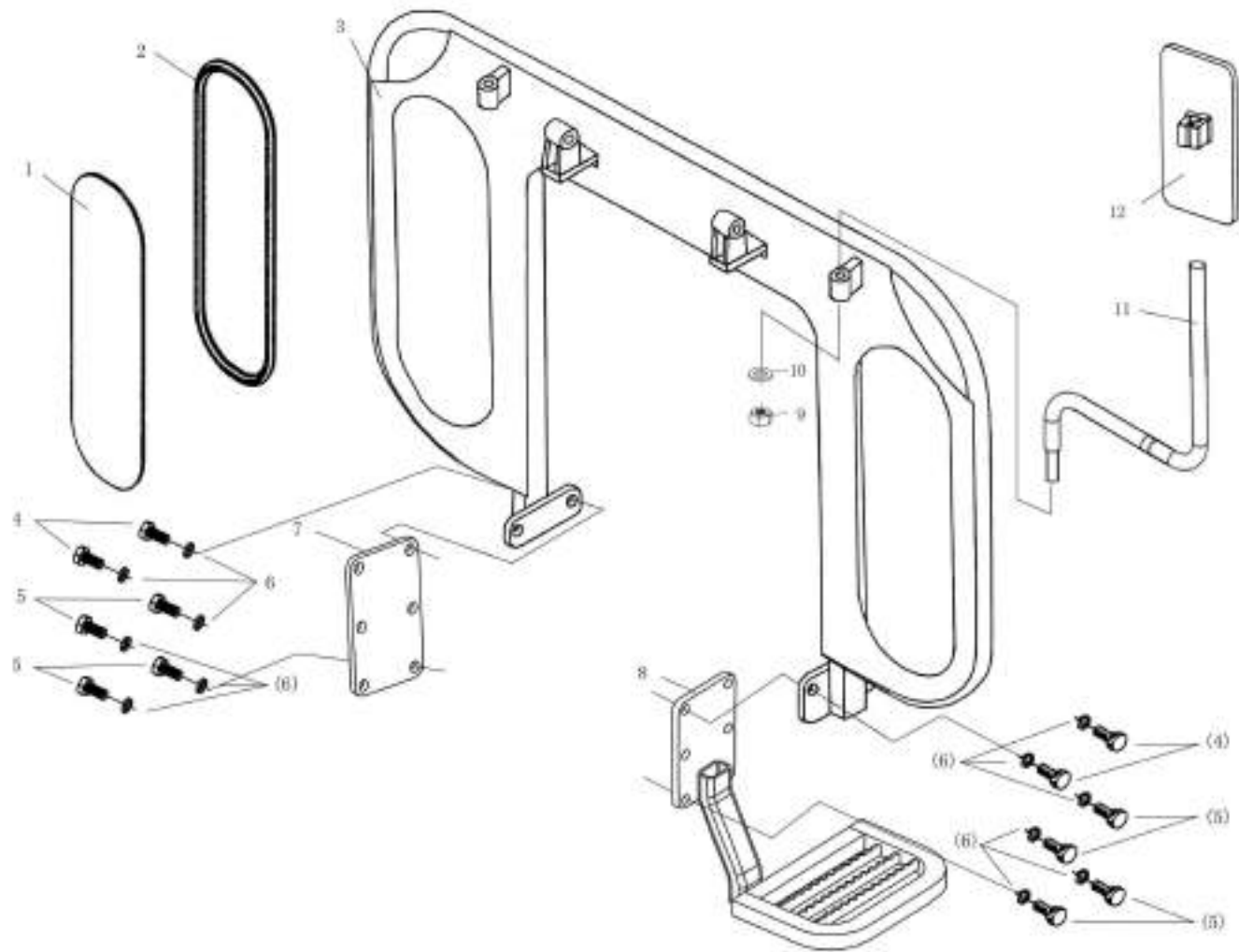
### Bonnet Assembly

序号 Ser.No.	代号 Part No.	名称	Name	数量 Qty.												
				400	404	450	454	500	504	550	554	600	604	650	654	
1	750.47.145	产品图案标牌	Emblem	1	1	1	1	1	1	1	1	1	1	1	1	1
2	400.47.111	前面罩	Front plate assembly	1	1	1	1	1	1	1	1	1	1	1	1	1
3	400.47.016-2	右支架焊合件	Right Support	1	1	1	1	1	1	1	1	1	1	1	1	1
4	400.47.221	减震垫	Rubber washer	2	2	2	2	2	2	2	2	2	2	2	2	2
5	400.47.010	机罩焊合件	Hood Assembly	1(a)	1(a)	1(a)	1(a)									
	500.47.010A	机罩焊合件	Hood Assembly	1(b)	1(b)	1(b)	1(b)	1(b)	1(b)							
	550.47.010	机罩焊合件	Hood Assembly					1(c)	1(c)	1	1	1	1	1	1	1
6	184.47.501	后密封胶条	Rear packing rubber strip	1	1	1	1	1	1	1	1	1	1	1	1	1
7	YQ10-330-770	气弹簧(300N)	Spring for gas (300N)	2	2	2	2	2(b)	2(b)							
	YQ10-345-835	气弹簧(400N)	Spring for gas (400N)					2(c)	2(c)	2	2	2	2	2	2	2
8	700.47.650	锁扣板	Plate	2	2	2	2	2	2	2	2	2	2	2	2	2
9	700.47.064	锁扣总成	Lock	2	2	2	2	2	2	2	2	2	2	2	2	2
10	400.47.015-2	左支架焊合件	Left Support	1	1	1	1	1	1	1	1	1	1	1	1	1

a: SL3105BT/SL3105ABT

b:490BT/495BT/498BT

c:SL4100BT

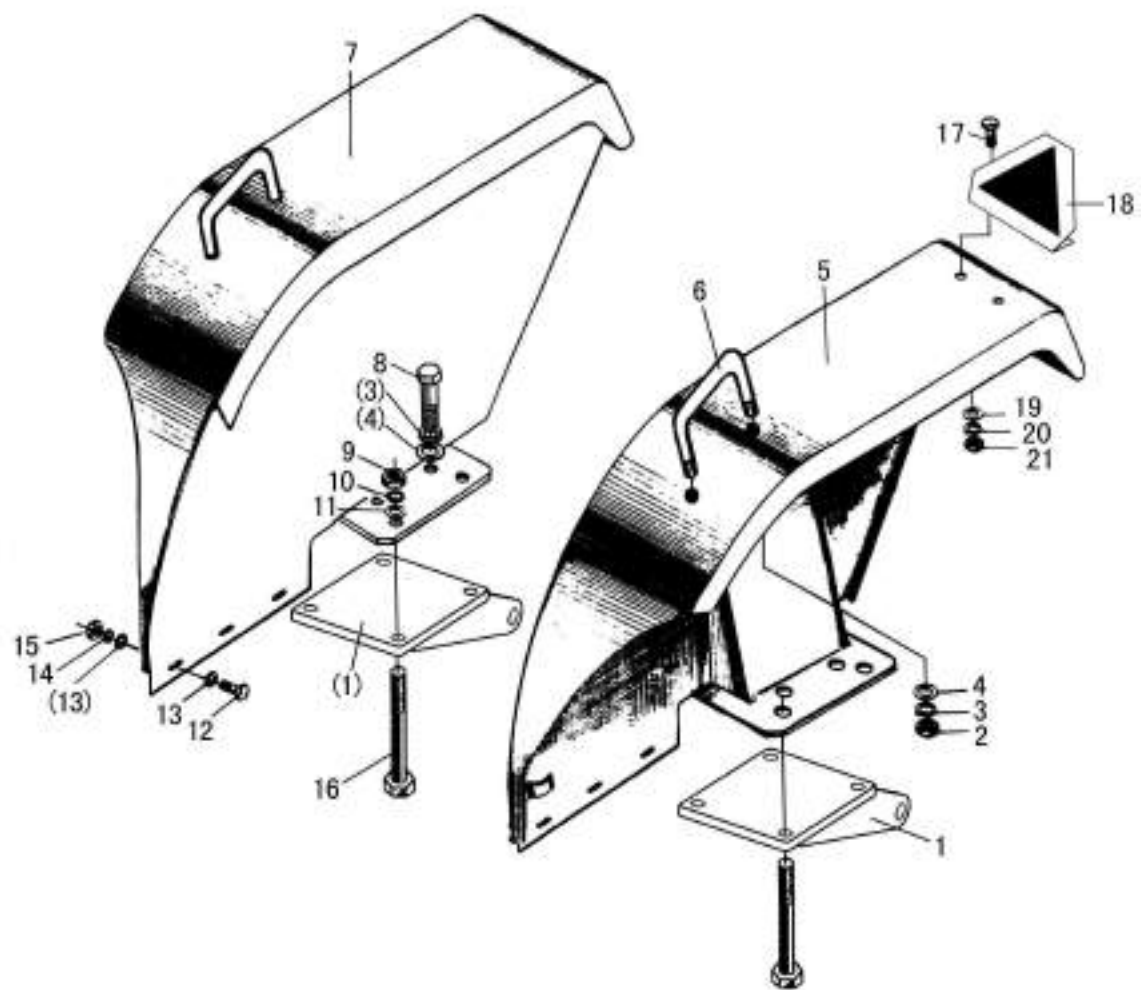


前面板总成  
Front baffle

## 前面板总成

### Front baffle

序号 Ser.No.	代号 Part No.	名称	Name	数量 Qty.											
				400	404	450	454	500	504	550	554	600	604	650	654
1	700.45.133	前下窗玻璃(选装)	Glass, front lower window	2	2	2	2	2	2	2	2	2	2	2	2
2	700.45.134	前下窗玻璃封条(选装)	Packing strip,front lower window	2	2	2	2	2	2	2	2	2	2	2	2
3	400.47.011-3	前面板焊合件(选装)	Front baffle	1	1	1	1	1	1	1	1	1	1	1	1
	400.47.011A-1	前面板焊合件(选装)	Front baffle(Selected by user)	1	1	1	1	1	1	1	1	1	1	1	1
4	GB/T 5783	螺栓M16×45	Bolt M16×45	4	4	4	4	4	4	4	4	4	4	4	4
5	GB/T 5783	螺栓M16×35	Bolt M16×35	8	8	8	8	8	8	8	8	8	8	8	8
6	GB/T 93	垫圈16	Washer 16	12	12	12	12	12	12	12	12	12	12	12	12
7	400.47.541	侧盖板	Cover plate	1	1	1	1	1	1	1	1	1	1	1	1
8	400.47.054-2	左踏板焊合件	Left footstep assembly	1	1	1	1	1	1	1	1	1	1	1	1
9	GB/T97.1	垫圈10	Washer 10	2	2	2	2	2	2	2	2	2	2	2	2
10	GB/T889	螺母M10	Nut M10	2	2	2	2	2	2	2	2	2	2	2	2
11	400.47.706-1	后视镜支撑杆	Supporting rod weldment ,rearview mirror	2	2	2	2	2	2	2	2	2	2	2	2
12	200E.47.005	后视镜	Rearview Mirror	2	2	2	2	2	2	2	2	2	2	2	2



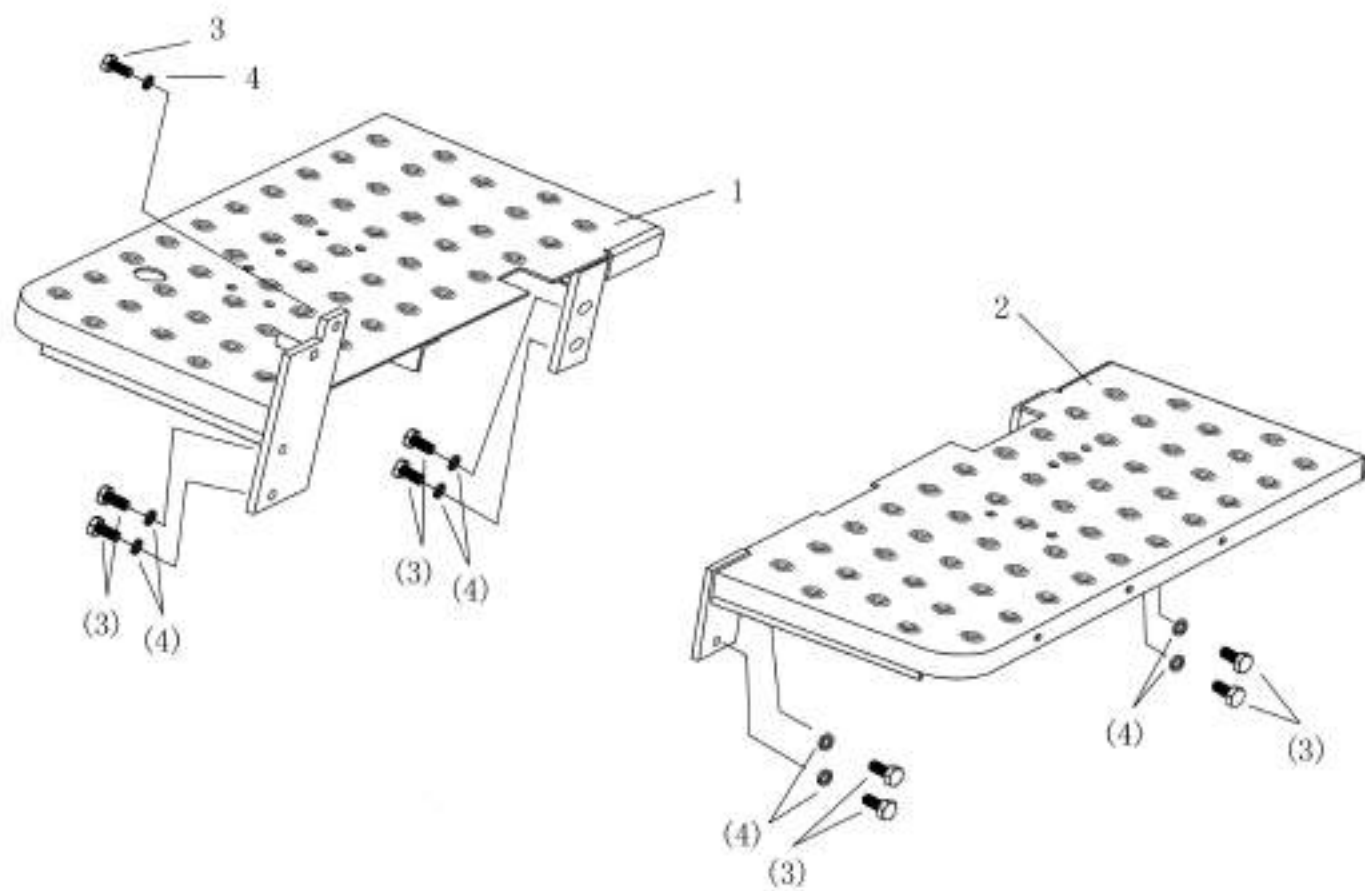
左右护板总成  
Mud Shield (Left and Right)



## 左右护板总成

### Mud Shield ( Left and Right )

序号 Ser.No.	代号 Part No.	名称	Name	数量 Qty.											
				400	404	450	454	500	504	550	554	600	604	650	654
1	400.47.022	限位链拉板焊合件	Limiting chain pull plate	2	2	2	2	2	2	2	2	2	2	2	2
	400.47.022B	限位链拉板焊合件(选装)	Limiting chain pull plate					2	2	2	2	2	2		
2	GB/T 6170	螺母M12	Nut M12	4	4	4	4	4	4	4	4	4	4	4	4
3	GB/T 93	垫圈12	Washer 12	12	12	12	12	12	12	12	12	12	12	12	12
4	GB/T 97.1	垫圈12	Washer 12	12	12	12	12	12	12	12	12	12	12	12	12
5	400.47.020-2	左护板焊合件	Left mud shield	1	1	1	1	1	1	1	1	1	1	1	1
6	400.47.024A	扶手总成(左右)	Hand rail(Left and Right)	1	1	1	1	1	1	1	1	1	1	1	1
7	400.47.021-4	右护板焊合件	Right mud shield	1	1	1	1	1	1	1	1	1	1	1	1
8	GB/T 5783	螺栓M12×35	Bolt M12×35	8	8	8	8	8	8	8	8	8	8	8	8
9	GB/T 6170	螺母M14	Nut M14	8	8	8	8	8	8	8	8	8	8	8	8
10	GB/T 93	垫圈14	Washer 14	8	8	8	8	8	8	8	8	8	8	8	8
11	GB/T 97.1	垫圈14	Washer 14	8	8	8	8	8	8	8	8	8	8	8	8
12	GB/T 5783	螺栓M8×20	Bolt M8×20	6	6	6	6	6	6	6	6	6	6	6	6
13	GB/T 97.1	垫圈8	Washer 8	12	12	12	12	12	12	12	12	12	12	12	12
14	GB/T 93	垫圈8	Washer 8	6	6	6	6	6	6	6	6	6	6	6	6
15	GB/T 6170	螺母M8	Nut M8	6	6	6	6	6	6	6	6	6	6	6	6
16	GB/T 5782	螺栓M14×200-8.8	Bolt M14×200-8.8	8	8	8	8	8	8	8	8	8	8	8	8
17	GB/T 5783	螺栓M6×20	Bolt M6×20	2	2	2	2	2	2	2	2	2	2	2	2
18	180.47.402	后反射器	Caution mark	1	1	1	1	1	1	1	1	1	1	1	1
19	GB/T 97.1	垫圈6	Washer 6	2	2	2	2	2	2	2	2	2	2	2	2
20	GB/T 93	垫圈6	Washer 6	2	2	2	2	2	2	2	2	2	2	2	2
21	GB/T 6170	螺母M6	Nut M6	2	2	2	2	2	2	2	2	2	2	2	2

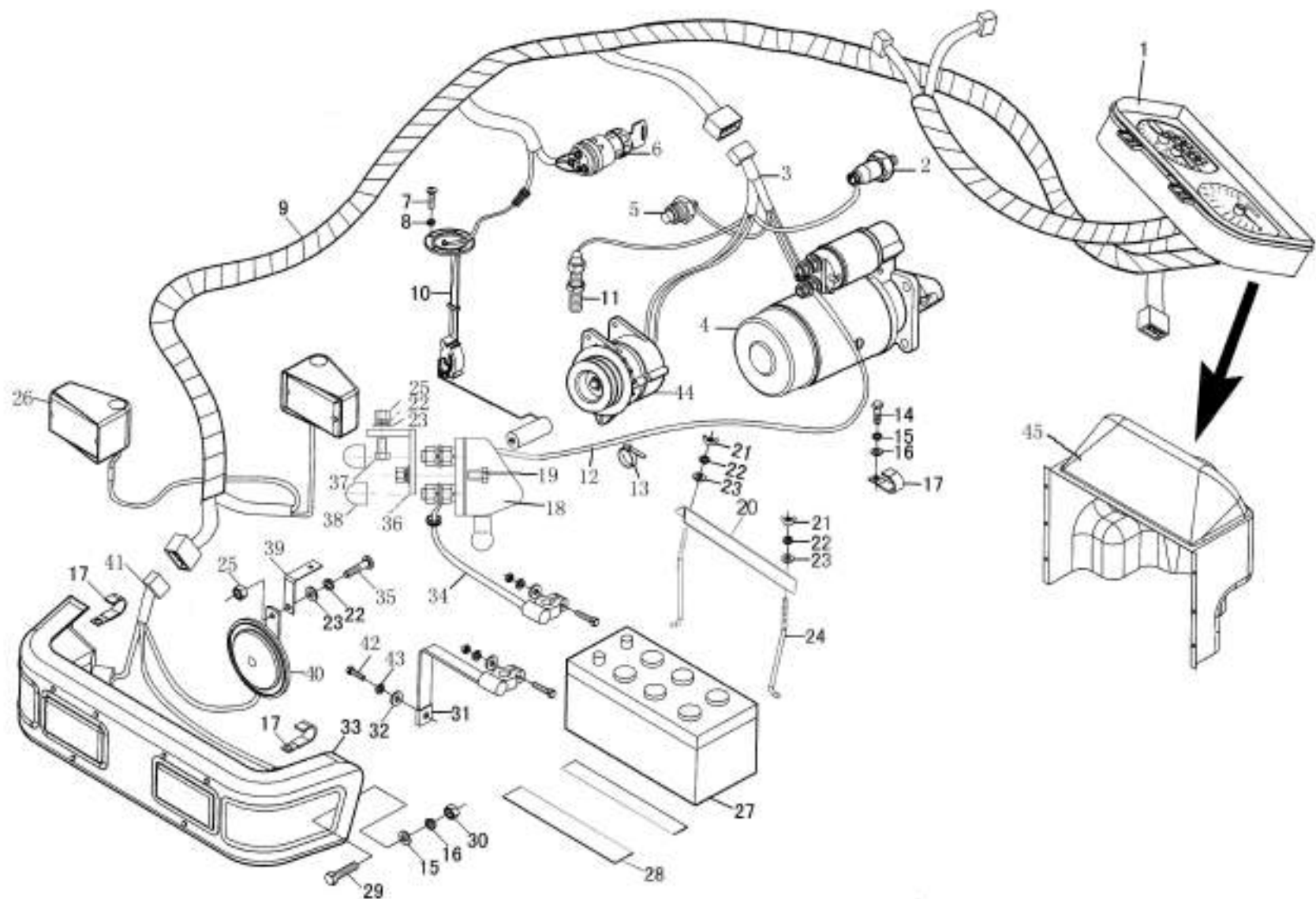


左右地板总成  
Step (Left and Right)

## 左右地板总成

### Step (Left and Right )

序号 Ser.No.	代号 Part No.	名称	Name	数量 Qty.											
				400	404	450	454	500	504	550	554	600	604	650	654
1	400.47.041A-3	右地板焊合件	Right step	1	1	1	1	1	1	1	1	1	1	1	1
2	400.47.051A-1	左地板焊合件	Left step	1	1	1	1	1	1	1	1	1	1	1	1
3	GB/T 5782	螺栓M10×25	Bolt M10×25	9	9	9	9	9	9	9	9	9	9	9	9
4	GB/T 93	垫圈10	Washer 10	9	9	9	9	9	9	9	9	9	9	9	9



电器系统总成 (一)  
Electrical System Assembly (A)

## 电器系统总成(一)

### Electrical System Assembly(A)

序号 Ser.No.	代号 Part No.	名称	Name	数量 Qty.											
				400	404	450	454	500	504	550	554	600	604	650	654
1	C110-014	组合仪表总成(大120齿)	Combination instrument assembly	1	1	1	1	1	1	1	1	1	1	1	1
	C110-015	组合仪表总成(小120齿)	Combination instrument assembly	1	1	1	1	1	1	1	1	1	1	1	1
	C110-021	组合仪表总成(大130齿)	Combination instrument assembly	1	1	1	1	1	1	1	1	1	1	1	1
2	C303-002	油压传感器	watch oil transducer	1	1	1	1	1	1	1	1	1	1	1	1
3	600.48.015	传感器线束(铁机罩用)	Engine barness assembly	1	1	1	1	1	1	1	1	1	1	1	1
	400.48.081-1B	柴油机线束(玻璃钢机罩用)	Engine barness assembly	1	1	1	1	1	1	1	1	1	1	1	1
4	QD13L	启动电动机	Stater	1	1	1	1								
	QDJ1408	启动电动机	Stater					1	1	1	1	1	1	1	1
5	C301-003	水温传感器	Water temperature sensor	1	1	1	1	1	1	1	1	1	1	1	1
6	C402-003/0031	点火开关JK290A	Ignition Lock JK290A	1	1	1	1	1	1	1	1	1	1	1	1
7	GB/T 818	螺钉M5×10	Screw M5×10	5	5	5	5	5	5	5	5	5	5	5	5
8	GB/T 93	垫圈5	Washer 5	5	5	5	5	5	5	5	5	5	5	5	5
9	600.48.011	车身线束总成(铁机罩用)	Body harness assembly	1	1	1	1	1	1	1	1	1	1	1	1
	500.48.062A	车身线束总成(玻璃钢机罩用)	Body harness assembly	1	1	1	1	1	1	1	1	1	1	1	1
10	C302-013	燃油传感器	Fuel sensor	1	1	1	1	1	1	1	1	1	1	1	1
11	C304-003	转速传感器	Speed sensor	1	1	1	1	1	1	1	1	1	1	1	1
12	180.48.027-3	电源总开关至起动机电缆	cable	1	1	1	1	1	1	1	1	1	1	1	1
13	Z03-406	尼龙扎带	Adjustable keeper	15	15	15	15	15	15	15	15	15	15	15	15
14	GB/T 5783	螺栓M6×20	Bolt M6×20	5	5	5	5	5	5	5	5	5	5	5	5
15	GB/T 93	垫圈6	Washer 6	5	5	5	5	5	5	5	5	5	5	5	5
16	GB/T97.1	垫圈6	Washer 6	5	5	5	5	5	5	5	5	5	5	5	5
17	160.48.130	线束紧固夹	Harness holde	5	5	5	5	5	5	5	5	5	5	5	5
18	C402-018	电源总开关	power supply switch	1	1	1	1	1	1	1	1	1	1	1	1
19	GB/T5783	螺栓M8×35	Rubber ring	2	2	2	2	2	2	2	2	2	2	2	2

续. 电器系统总成(一)

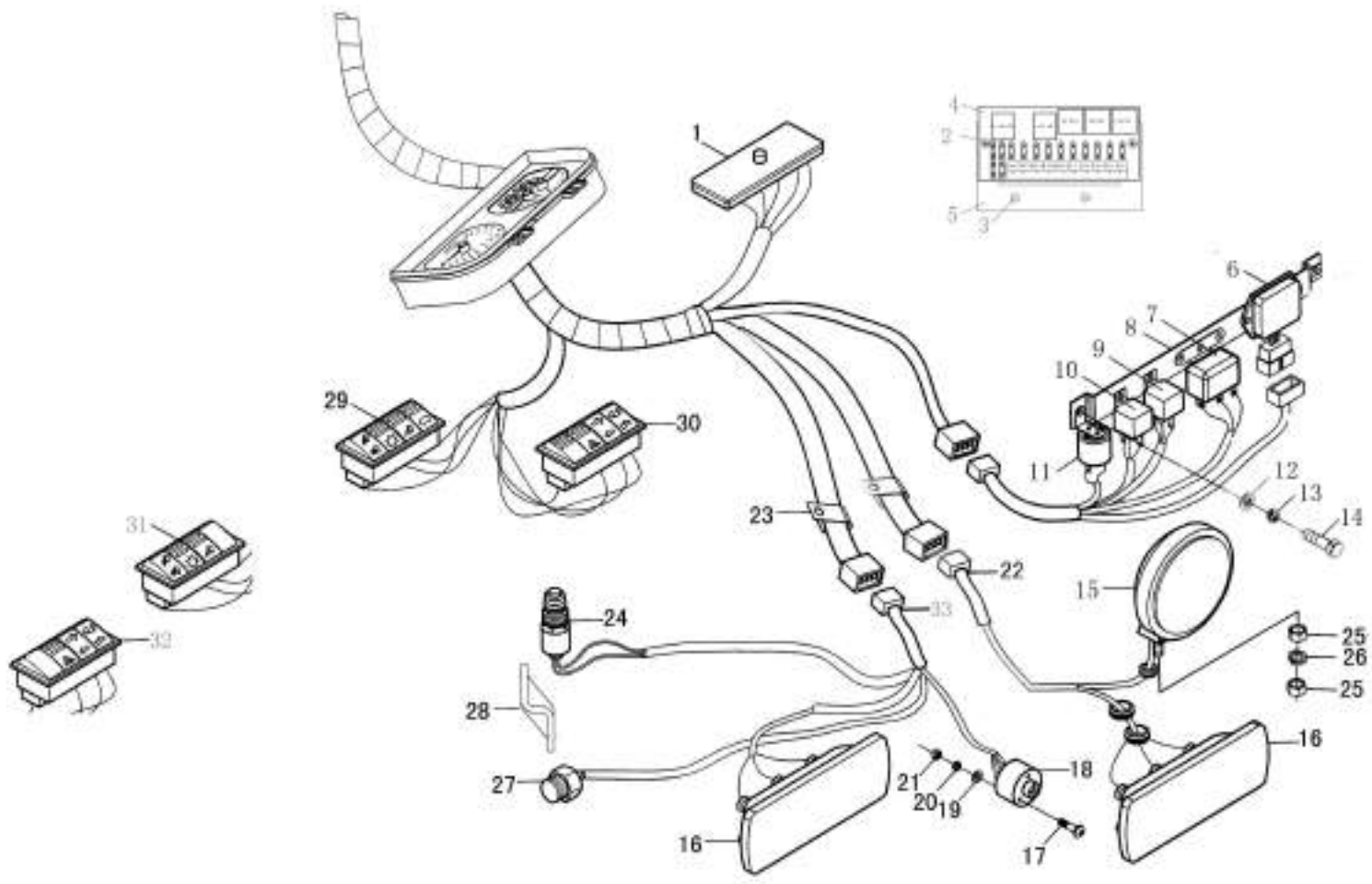
Cont.Electrical System Assembly(A)

序号 Ser.No.	代号 Part No.	名称	Name	数量 Qty.												
				400	404	450	454	500	504	550	554	600	604	650	654	
20	300.48.107	电瓶压板	Hexagon head bolt	1	1	1	1	1	1	1	1	1	1	1	1	1
21	GB/T889	锁紧螺母M8	nutM8	2	2	2	2	2	2	2	2	2	2	2	2	2
22	GB/T93	垫圈8	Washer8	9	9	9	9	9	9	9	9	9	9	9	9	9
23	GB/T97.1	垫圈8	Washer	9	9	9	9	9	9	9	9	9	9	9	9	9
24	400.48.201A	电瓶压板拉杆	Fender	2	2	2	2	2	2	2	2	2	2	2	2	2
25	GB/T6170	螺母M8	nutM8	4	4	4	4	4	4	4	4	4	4	4	4	4
26	C202-009	前位灯	van lamp	2	2	2	2	2	2	2	2	2	2	2	2	2
27	6-QW-90Ah	90/105Ah蓄电池(G31)	90/105Ab-Battery	1	1	1	1	1	1	1	1	1	1	1	1	1
28	160.48.124	橡胶垫	latex mat	2	2	2	2	2	2	2	2	2	2	2	2	2
29	GB/T818	十字槽盘头螺钉M6*16	Croose recessed pan head screw	4	4	4	4	4	4	4	4	4	4	4	4	4
30	GB/T6170	I型六角螺母M6	Hexagon nut style 1	4	4	4	4	4	4	4	4	4	4	4	4	4
31	180.48.027	电瓶搭铁线	Ground wire for battery	1	1	1	1	1	1	1	1	1	1	1	1	1
32	GB/T 97.1	垫圈10	Washer 10	3	3	3	3	3	3	3	3	3	3	3	3	3
33	C201-011	前大灯组合总成	Front lamp unit assembly	1	1	1	1	1	1	1	1	1	1	1	1	1
34	400.48.027-1A	蓄电池至电源总开关电缆	Power source wire	1	1	1	1	1	1	1	1	1	1	1	1	1
35	GB/T 5783	螺栓M8×20	Bolt M8×20	1	1	1	1	1	1	1	1	1	1	1	1	1
36	400.48.038	电源总开关支架焊合件	bracket jointing	1	1	1	1	1	1	1	1	1	1	1	1	1
37	GB/T 5783	螺栓M8×30	Bolt M8×30	2	2	2	2	2	2	2	2	2	2	2	2	2
38	250.48.505	接线柱橡胶套	connection latex cover	2	2	2	2	2	2	2	2	2	2	2	2	2
39	400.48.305	喇叭支架	Bracket horn	1	1	1	1	1	1	1	1	1	1	1	1	1
40	C502-Q280	喇叭	Q280-Horn	1	1	1	1	1	1	1	1	1	1	1	1	1
41	500.48.011	前线束(玻璃钢机罩用)	Harness assembly front lamp	1	1	1	1	1	1	1	1	1	1	1	1	1
	600.48.012	前线束(铁机罩用)	Harness assembly front lamp	1	1	1	1	1	1	1	1	1	1	1	1	1

续. 电器系统总成(一)

Cont.Electrical System Assembly(A)

序号 Ser.No.	代号 Part No.	名称	Name	数量 Qty.											
				400	404	450	454	500	504	550	554	600	604	650	654
42	GB/T 5783	螺栓M10×20	Bolt M10×20	3	3	3	3	3	3	3	3	3	3	3	3
43	GB/T 93	垫圈10	Washer 10	3	3	3	3	3	3	3	3	3	3	3	3
44	JF131	交流发电机	Alternator	1	1	1	1								
	JF151	交流发电机	Alternator					1	1	1	1	1	1	1	1
45	400.47.019	仪表盘总成	Panel assembly	1	1	1	1	1	1	1	1	1	1	1	1
	400.47S.019	仪表盘总成(梭行档用)	Panel assembly	1	1	1	1	1	1	1	1	1	1	1	1



电器系统总成 (二)  
Electrical System Assembly ( B )



## 电器系统总成(二)

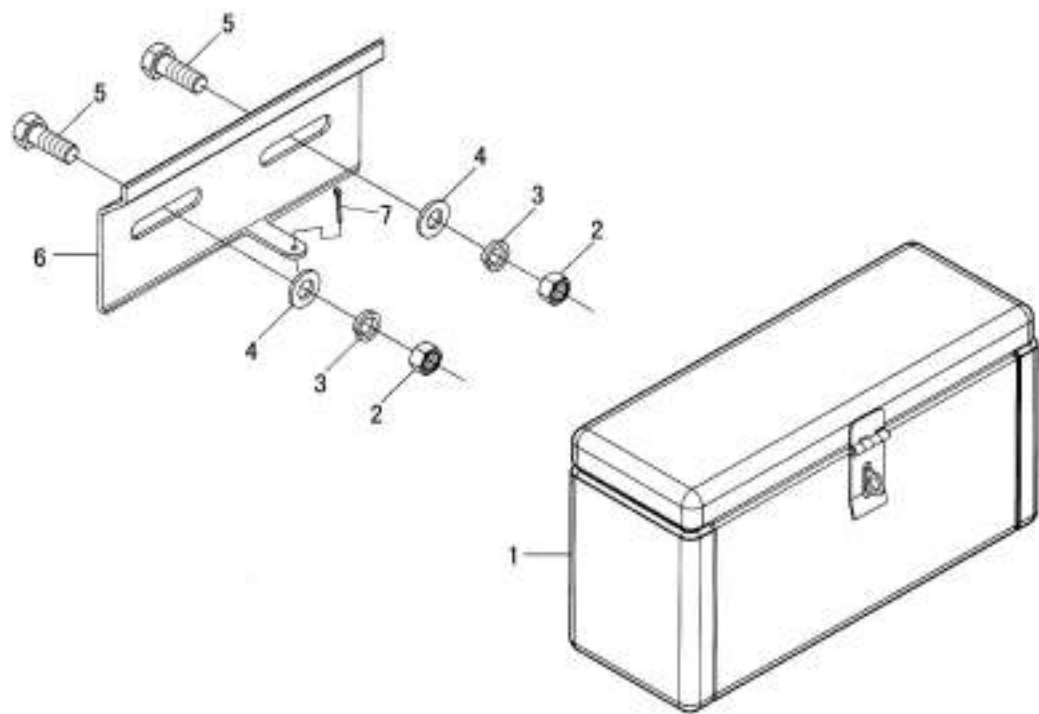
### Electrical System Assembly(B)

序号 Ser.No.	代号 Part No.	名称	Name	数量 Qty.												
				400	404	450	454	500	504	550	554	600	604	650	654	
1	C702-BX-508	保险丝盒BX-508	Fuse box	1	1	1	1	1	1	1	1	1	1	1	1	1
2	GB/T818	螺钉M6×25	Screw M6×25	2	2	2	2	2	2	2	2	2	2	2	2	2
3	GB/T5783	螺栓M8×30	Bolt M8×30	2	2	2	2	2	2	2	2	2	2	2	2	2
4	C703-003	中央控制电器盒	fuse box	1	1	1	1	1	1	1	1	1	1	1	1	1
5	400.48.301A	中央控制盒支架	bracket jointing piece	1	1	1	1	1	1	1	1	1	1	1	1	1
6	C501-002	电子电压调节器	Voltage adjuster	1	1	1	1	1	1	1	1	1	1	1	1	1
7	C502-002	启动继电器	Relay for starting	1	1	1	1	1	1	1	1	1	1	1	1	1
8	700.48.032	继电器安装支架焊合件	Bracket assembly relay	1	1	1	1	1	1	1	1	1	1	1	1	1
9	C502-001	主电源继电器	Main power source relay	1	1	1	1	1	1	1	1	1	1	1	1	1
10	C502-001	空调继电器	Main power source relay	1	1	1	1	1	1	1	1	1	1	1	1	1
11	SG163C-12V	电子闪光灯	Electronic flasher	1	1	1	1	1	1	1	1	1	1	1	1	1
12	GB/T 97.1	垫圈6	Wahser 6	8	8	8	8	8	8	8	8	8	8	8	8	8
13	GB/T93	垫圈6	Washer 6	8	8	8	8	8	8	8	8	8	8	8	8	8
14	GB/T 5783	螺栓M6×20	Bolt M6×20	8	8	8	8	8	8	8	8	8	8	8	8	8
15	C203-006	后照灯总成	Rear light assembly	1	1	1	1	1	1	1	1	1	1	1	1	1
16	C202-002	后尾灯总成	Rear tail lamp assembly	1	1	1	1	1	1	1	1	1	1	1	1	1
17	GB/T 818	螺钉M5×35	Screw M5×35	3	3	3	3	3	3	3	3	3	3	3	3	3
18	C604-011	后挂车插座	Socket rear trailer	1	1	1	1	1	1	1	1	1	1	1	1	1
19	GB/T 97.1	垫圈5	Washer 5	3	3	3	3	3	3	3	3	3	3	3	3	3
20	GB/T 93	垫圈5	Wahser 5	3	3	3	3	3	3	3	3	3	3	3	3	3
21	GB/T 6170	螺母M5	Nut M5	3	3	3	3	3	3	3	3	3	3	3	3	3
22	600.48.014	右后线束总成	Harness assembly rear lamp	1	1	1	1	1	1	1	1	1	1	1	1	1
	400.48.084A	右护板线束	Harness assembly rear lamp	1	1	1	1	1	1	1	1	1	1	1	1	1

续. 电器系统总成(二)

Cont.Electrical System Assembly(B)

序号 Ser.No.	代号 Part No.	名称	Name	数量 Qty.											
				400	404	450	454	500	504	550	554	600	604	650	654
23	160.48.130	线束紧固夹	Harness tighten keeper	4	4	4	4	4	4	4	4	4	4	4	4
24	JK212	制动灯开关	Switch for brake lamp	1	1	1	1	1	1	1	1	1	1	1	1
25	GB/T5783	I型六角螺母	Hexagon nut style I	2	2	2	2	2	2	2	2	2	2	2	2
26	GB/T93	垫圈	Wahser	1	1	1	1	1	1	1	1	1	1	1	1
27	C402-007	离合器连锁开关	clutch switch	1	1	1	1	1	1	1	1	1	1	1	1
28	400.48.024-1	起动连锁开关固定板焊合件	Bracket for brake lamp	1	1	1	1	1	1	1	1	1	1	1	1
29	700.48.012A	左四联组合开关	4-function switch	1	1	1	1	1	1	1	1	1	1	1	1
	1204.48.021A	左四联组合开关	4-function switch	1	1	1	1	1	1	1	1	1	1	1	1
30	700.48.013A	右四联组合开关	4-function switch	1	1	1	1	1	1	1	1	1	1	1	1
	1204.48.022A	右四联组合开关	4-function switch	1	1	1	1	1	1	1	1	1	1	1	1
31	GB/T618	螺钉M5*25	Bolt M5×25	4	4	4	4	4	4	4	4	4	4	4	4
32	250.48.158-8	开关连接板	switch cartridge	1	1	1	1	1	1	1	1	1	1	1	1
33	250.48.158-9	开关连接板	switch cartridge	1	1	1	1	1	1	1	1	1	1	1	1
34	180.48D.040	5+2组合开关	5+2-function switch	1	1	1	1	1	1	1	1	1	1	1	1
35	600.48.013	左后线束	Harness assembly rear lamp	1	1	1	1	1	1	1	1	1	1	1	1
	400.48.085-1A	左护板线束	Harness assembly rear lamp	1	1	1	1	1	1	1	1	1	1	1	1
36	C202-009	前大灯	teposition lamp	2	2	2	2	2	2	2	2	2	2	2	2

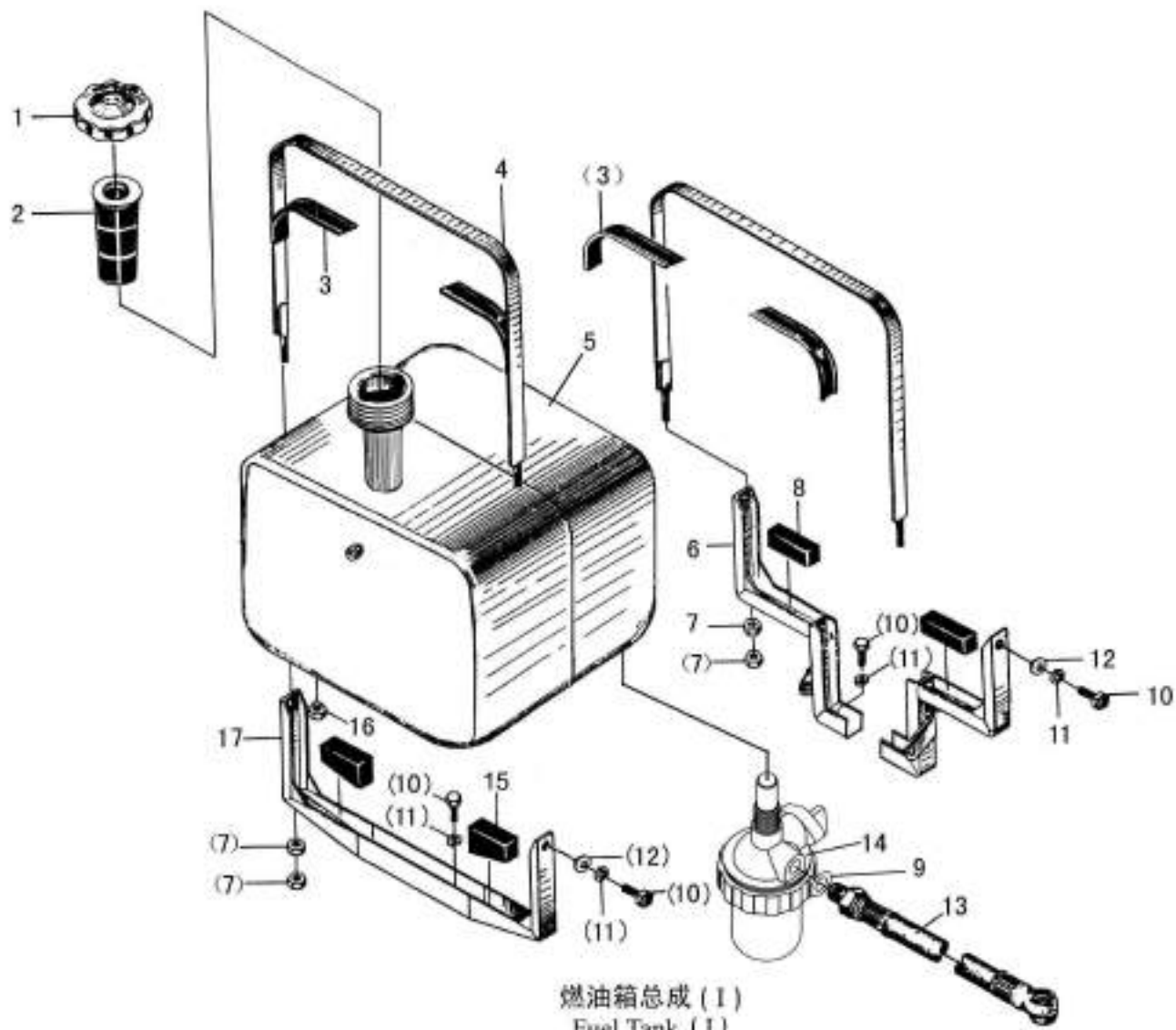


工具箱总成  
Tool Box Assembly

## 工具箱总成

### Tool Box Assembly

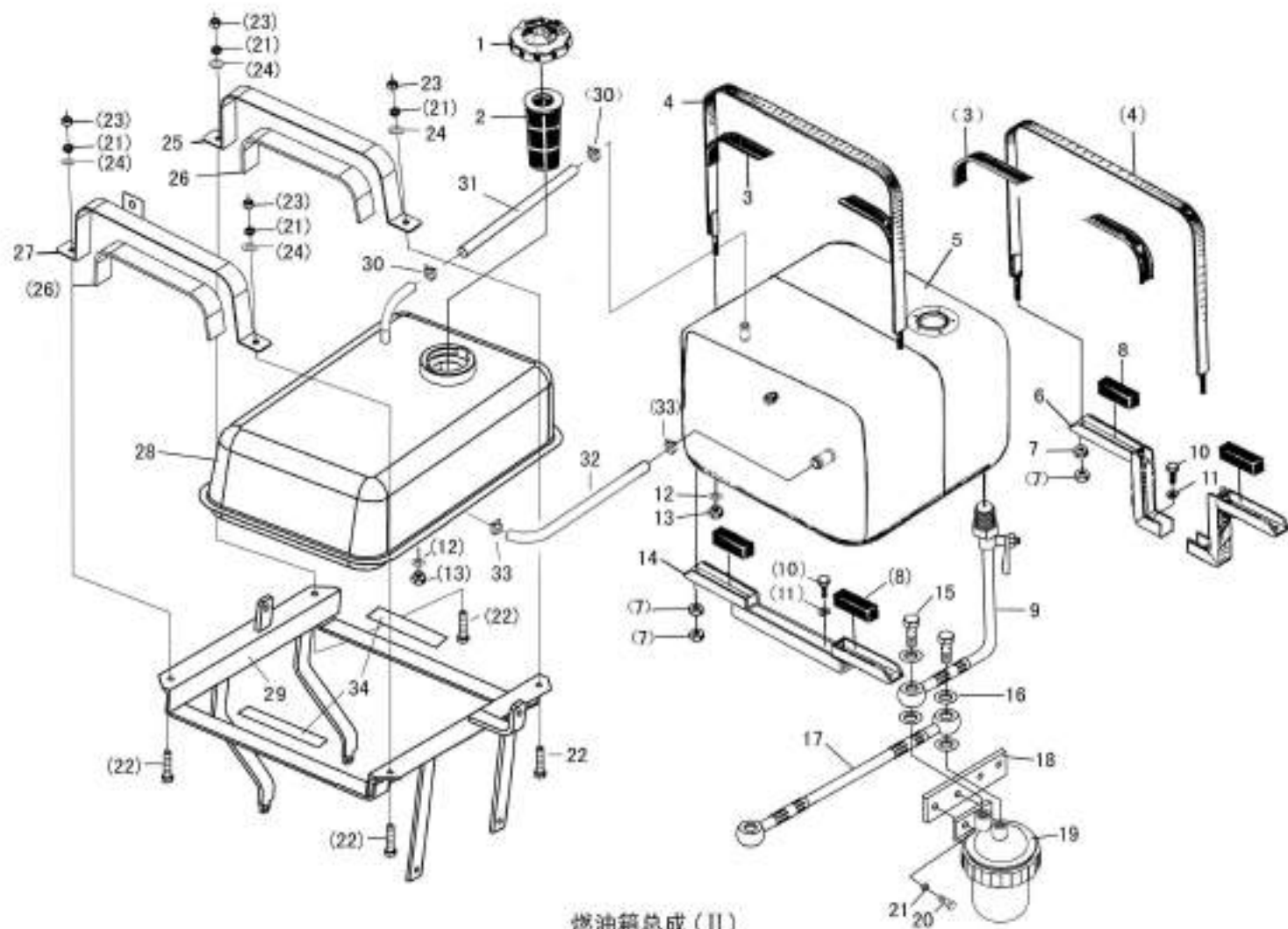
序号 Ser.No.	代号 Part No.	名称	Name	数量 Qty.											
				400	404	450	454	500	504	550	554	600	604	650	654
1	160.49.001	工具箱总成	Tool box assembly	1	1	1	1	1	1	1	1	1	1	1	1
2	GB/T6170	螺母M8	Nut 8	2	2	2	2	2	2	2	2	2	2	2	2
3	GB/T93	垫圈8	Washer 8	2	2	2	2	2	2	2	2	2	2	2	2
4	GB/T97.1	垫圈8	Washer 8	2	2	2	2	2	2	2	2	2	2	2	2
5	GB/T5783	螺栓M8×25	Bolt M8×25	2	2	2	2	2	2	2	2	2	2	2	2
6	700.49.101	固定支板	Fixed bracket	1	1	1	1	1	1	1	1	1	1	1	1
7	GB/T 91	销 6.3×20	Pin 6.3×20	1	1	1	1	1	1	1	1	1	1	1	1



## 燃油箱总成(I)

### Fuel Tank (I)

序号 Ser.No.	代号 Part No.	名称	Name	数量 Qty.												
				400	404	450	454	500	504	550	554	600	604	650	654	
1	400.50.023A	油箱盖合件	Fuel tank cap	1	1	1	1	1	1	1	1	1	1	1	1	1
2	160.50.015	滤网组件	Screen fuel Filler hole	1	1	1	1	1	1	1	1	1	1	1	1	1
3	300.50.101-2	钢带胶垫	Rrubber pad	4	4	4	4	4	4	4	4	4	4	4	4	4
4	400.50.013	钢带焊合件	Steel band	2	2	2	2	2	2	2	2	2	2	2	2	2
5	400.50.011-2	油箱体焊合件	Fuel tank	1	1	1	1	1	1	1	1	1	1	1	1	1
	400.50.011F	油箱体焊合件(选装)	Fuel tank(Selected by user)	1	1	1	1	1	1	1	1	1	1	1	1	1
6	400.50.017-1	油箱后支架焊合件	Fuel tank rear support	1	1	1	1	1	1	1	1	1	1	1	1	1
7	GB/T 6170	螺母M8	Nut M8	8	8	8	8	8	8	8	8	8	8	8	8	8
8	300.50.104	后橡胶块	Rear rubber block	2	2	2	2	2	2	2	2	2	2	2	2	2
9		复合垫圈12	Washer 12	1	1	1	1	1	1	1	1	1	1	1	1	1
10	GB/T 5783	螺栓M10×20	Bolt M10×20	8	8	8	8	8	8	8	8	8	8	8	8	8
11	GB/T 93	垫圈10	Washer 10	8	8	8	8	8	8	8	8	8	8	8	8	8
12	GB/T 97.1	垫圈10	Washer 10	4	4	4	4	4	4	4	4	4	4	4	4	4
13	304.50.018-1	输油管	Fuel pipe assembly	1	1	1	1									
	550.50.018	输油管	Fuel pipe assembly					1	1	1	1	1	1	1	1	1
14	250.50.020	沉淀杯	Sedimentary cup	1	1	1	1	1	1	1	1	1	1	1	1	1
15	300.50.103	前橡胶块	Front rubber block	2	2	2	2	2	2	2	2	2	2	2	2	2
16	300.50.118	放油螺塞	Drain plug	1	1	1	1	1	1	1	1	1	1	1	1	1
17	400.50.016	油箱前支架焊全件	Fuel tank front support	1	1	1	1	1	1	1	1	1	1	1	1	1



燃油箱总成 (II)  
Fuel Tank (II)

燃油箱总成(II)

Fuel Tank (II)

序号 Ser.No.	代号 Part No.	名称	Name	数量 Qty.												
				400	404	450	454	500	504	550	554	600	604	650	654	
1	700.50.022	油箱盖	Fuel tank cap	1	1	1	1	1	1	1	1	1	1	1	1	1
2	160.50.015	滤网组件	Screen fuel Filler hole	1	1	1	1	1	1	1	1	1	1	1	1	1
3	300.50.101-2	钢带胶垫	Rrubber pad	4	4	4	4	4	4	4	4	4	4	4	4	4
4	400.50.013	钢带焊合件	Steel band	2	2	2	2	2	2	2	2	2	2	2	2	2
5	550.50.011-2	油箱体焊合件	Fuel tank	1	1	1	1	1	1	1	1	1	1	1	1	1
6	400.50.017A-1	油箱后支架焊合件	Fuel tank rear support	1	1	1	1	1	1	1	1	1	1	1	1	1
7	GB/T 6170	螺母M8	Nut M8	8	8	8	8	8	8	8	8	8	8	8	8	8
8	400.50.104A	橡胶块	Rear rubber block	4	4	4	4	4	4	4	4	4	4	4	4	4
9	550.50.022-1	输油管总成(II)	Fuel pipe assembly(II)	1	1	1	1	1	1	1	1	1	1	1	1	1
10	GB/T 5783	螺栓M10×20	Bolt M10×20	4	4	4	4	4	4	4	4	4	4	4	4	4
11	GB/T 93	垫圈10	Washer 10	4	4	4	4	4	4	4	4	4	4	4	4	4
12	300.50.118	放油螺塞	Drain plug	2	2	2	2	2	2	2	2	2	2	2	2	2
13		复合垫圈16	Washer 16	2	2	2	2	2	2	2	2	2	2	2	2	2
14	400.50.016A-1	油箱前支架焊全件	Fuel tank front support	1	1	1	1	1	1	1	1	1	1	1	1	1
15	700.50.106	空心螺栓	Bolt	2	2	2	2	2	2	2	2	2	2	2	2	2
16		复合垫圈14	Washer 14	4	4	4	4	4	4	4	4	4	4	4	4	4
16	300.50.103	前橡胶块	Front rubber block	2	2	2	2	2	2	2	2	2	2	2	2	2
17	550.50.021	输油管总成(I)	Fuel pipe assembly(I)	1	1	1	1	1	1	1	1	1	1	1	1	1
18	400.20.028A	沉淀杯支架焊合件	Sedimentary cup support	1(a)	1(a)	1(a)	1(a)									
	500.50.013-2	沉淀杯支架焊合件	Sedimentary cup support	1(b)	2(b)	3(b)	4(b)	5(b)	6(b)							
	550.50.013A-1	沉淀杯支架焊合件	Sedimentary cup support							1(d)	1(d)				1	1
19	250.50.020A	沉淀杯	Sedimentary cup	1	1	1	1	1	1	1	1	1	1	1	1	1
20	GB/T 5783	螺栓M8×20	Bolt M8×20	2	2	2	2	2	2	2	2	2	2	2	2	2



续. 燃油箱总成(II)

Cont.Fuel Tank (II)

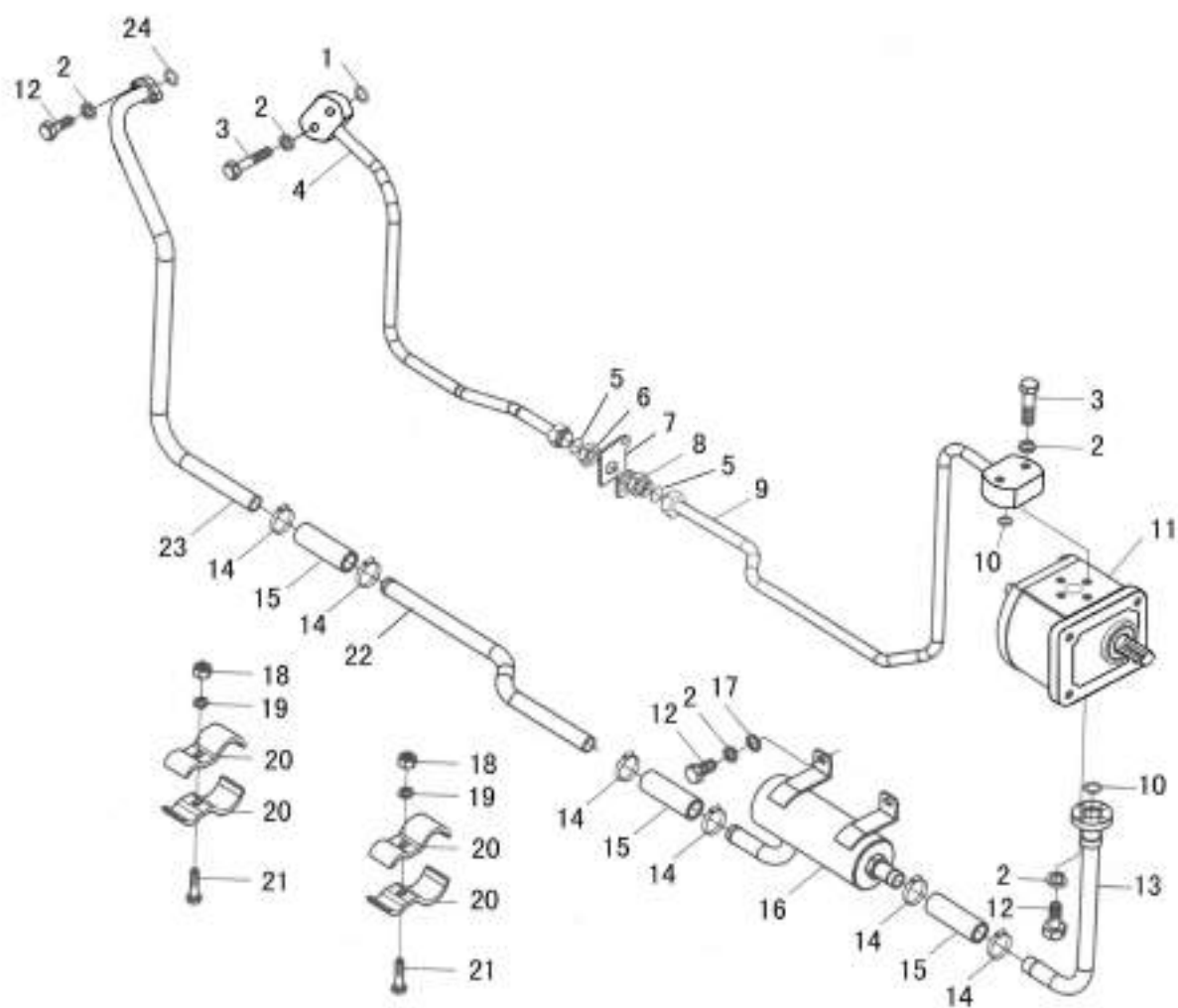
序号 Ser.No.	代号 Part No.	名称	Name	数量 Qty.											
				400	404	450	454	500	504	550	554	600	604	650	654
21	GB/T 93	垫圈8	Washer 8	6	6	6	6	6	6	6	6	6	6	6	6
22	GB/T 5783	螺栓M8×30	Bolt M8×30	4	4	4	4	4	4	4	4	4	4	4	4
23	GB/T 6170	螺母M8	Nut M8	4	4	4	4	4	4	4	4	4	4	4	4
24	GB/T 97.1	垫圈8	Washer 8	4	4	4	4	4	4	4	4	4	4	4	4
25	550.50.205	副油箱扎紧钢带	Rear binding strip auxiliary fuel tank	1	1	1	1	1	1	1	1	1	1	1	1
26	700.50.209	上毛毡条	Uper felt strip	2	2	2	2	2	2	2	2	2	2	2	2
27	550.50.028	副油箱前扎紧钢带焊合件	Rear binding strip auxiliary fuel tank	1	1	1	1	1	1	1	1	1	1	1	1
28	550.50.012-4	副油箱焊合件	Auxiliary fuel tank weldment	1	1	1	1	1	1	1	1	1	1	1	1
29	400.47.033/033A	气弹簧支架焊合件	Supper	1(a)	1(a)	1(a)	1(a)								
	500.50.031	副油箱支架焊合件	Supper plate of auxilary fuel tank	1(b)	1(b)	1(b)	1(b)	1(b)	1(b)						
	550.50.031-1	副油箱支架焊合件	Supper plate of auxilary fuel tank					1(c)	1(c)	1(c)	1(c)	1(c)	1(c)		
	550.50.031A-1	副油箱支架焊合件	Supper plate of auxilary fuel tank							1(d)	1(d)	1(d)	1(d)	1	1
30	ZBJ15001	喉箍10-16	Hoop 10-16	2	2	2	2	2	2	2	2	2	2	2	2
31	550.50.223-1	通气管	Breather pipe	1	1	1	1	1	1	1	1	1	1	1	1
32	550.50.212-1	主副油箱连接管	Oil supply hose	1	1	1	1	1	1	1	1	1	1	1	1
33	ZBJ15001	喉箍25-36	Hoop 25-36	2	2	2	2	2	2	2	2	2	2	2	2
34	700.50.207	下毛毡条	Lower felt stip	2	2	2	2	2	2	2	2	2	2	2	2

a:SL3105BT/3L3105ABT

b:490BT/495BT/498BT

c:SL4100BT/SL4105BT

d:YTR4105T56



液压油泵及管路总成 (I)  
Pump and Pipe (I)

## 液压油泵及管路总成(I)

### Pump and Pipe(I)

序号 Ser.No.	代号 Part No.	名称	Name	数量 Qty.											
				400	404	450	454	500	504	550	554	600	604	650	654
1	GB 3542.1	O型密封圈11×2.65	O-ring 11×2.65	1	1	1	1	1	1	1	1	1	1	1	1
2	GB/T 93	垫圈8	Washer 8	12	12	12	12	12	12	12	12	12	12	12	12
3	GB/T 5783	螺栓M8×40	Bolt M8×40	4	4	4	4	4	4	4	4	4	4	4	4
4	400.54.022A	出油管总成(II)	Oil Pipe	1	1	1	1	1	1	1	1	1	1	1	1
5	GB 3542.1	O型密封圈12.5×2.65	O-ring 12.5×2.65	2	2	2	2	2	2	2	2	2	2	2	2
6	400.54.124	连接螺母	Nut	1	1	1	1	1	1	1	1	1	1	1	1
7	400.54.220A	油管支架	Oil pipe support	1	1	1	1	1	1	1	1	1	1	1	1
8	400.54.123	出油管接头	Connector	1	1	1	1	1	1	1	1	1	1	1	1
9	500.54.021A	出油管总成(I)	Oil Pipe	1	1	1	1								
	550.54.021E-1	出油管总成(I)	Oil Pipe					1	1	1(c)	1(c)	1	1		
	550.54.021F-1	出油管总成(I)	Oil Pipe							1(d)	1(d)			1	1
10	GB 3542.1	O型密封圈19×2.65	O-ring 19×2.65	2	2	2	2	2	2	2	2	2	2	2	2
11	CBN-E314	齿轮泵总成	Gear pump	1	1	1	1	1	1	1	1	1	1	1	1
12	GB/T 5783	螺栓M8×25	Bolt M8×25	8	8	8	8	8	8	8	8	8	8	8	8
13	500.54.023A	进油管总成(I)	Oil Pipe	1	1	1	1								
	550.54.023E	进油管总成(I)	Oil Pipe					1	1	1(c)	1(c)	1	1		
	550.54.023F	进油管总成(I)	Oil Pipe							1(d)	1(d)			1	1
14	ZBJ15001	喉箍25-38	Hoop 25-38	6	6	6	6	6	6	6	6	6	6	6	6
15	400.54.601	夹布输油胶管	Oil supply hose	3	3	3	3	3	3	3	3	3	3	3	3
16	400.54.041	滤清器总成	Oil filter assembly	1	1	1	1								
	400.54.041A	滤清器总成	Oil filter assembly							1(d)	1(d)			1	1
	550.54.041	滤清器总成	Oil filter assembly					1	1	1(c)	1(c)	1	1		
17	GB/T97.1	垫圈8	Washer 8	2	2	2	2	2	2	2	2	2	2	2	2

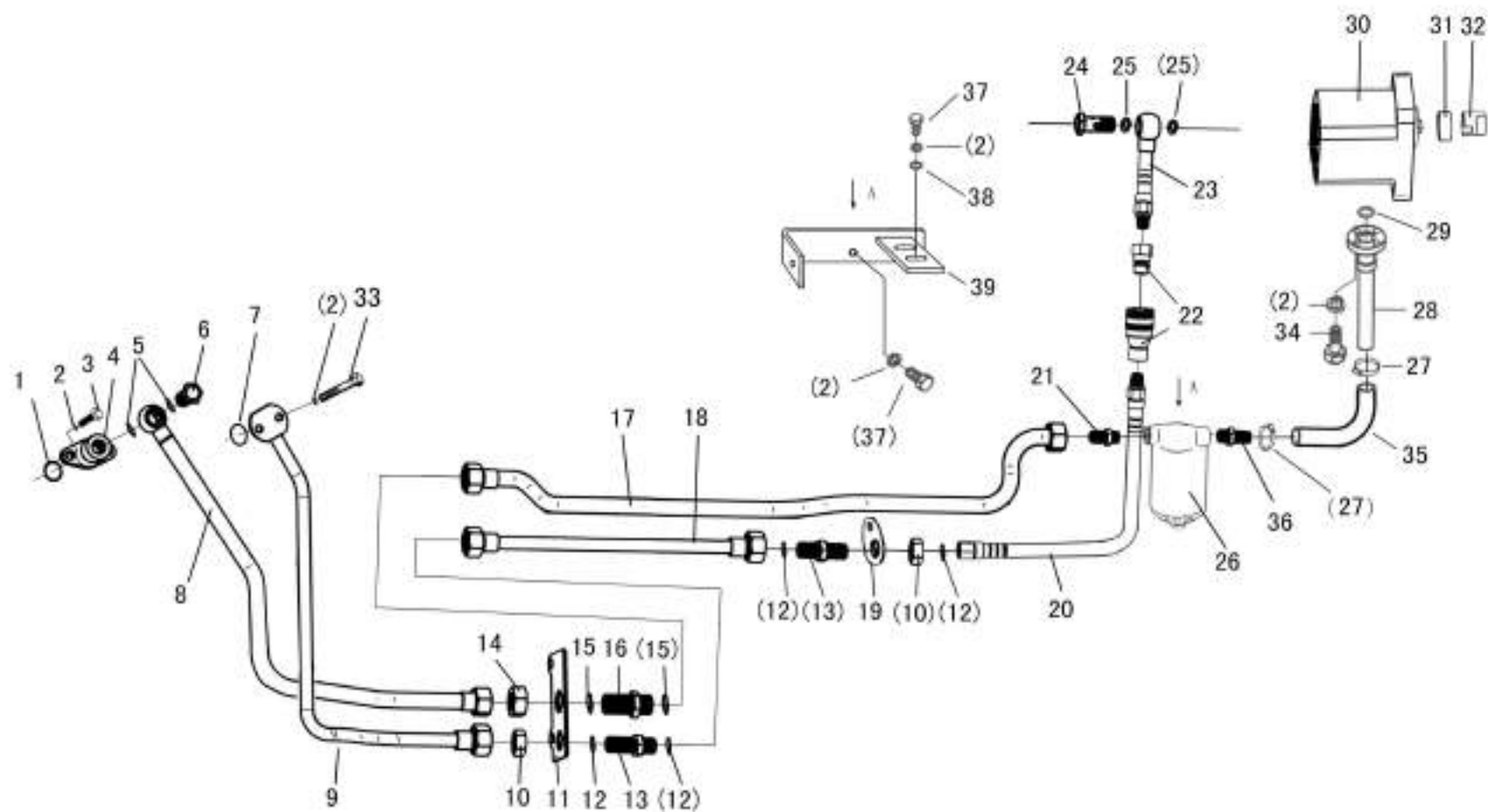
续.液压油泵及管路总成(I)

Cont.Pump and Pipe(I)

序号 Ser.No.	代号 Part No.	名称	Name	数量 Qty.											
				400	404	450	454	500	504	550	554	600	604	650	654
18	GB/T6170	螺母M6	Nut	2	2	2	2	2	2	2	2	2	2	2	2
19	GB/T 93	垫圈6	Washer 6	2	2	2	2	2	2	2	2	2	2	2	2
20	400.54.060	油管夹与胶垫胶合	Pipe clamp and rubber cushion	2	2	2	2	2	2	2	2	2	2	2	2
21	GB/T 5783	螺栓M6×30	Bolt M6×30	2	2	2	2	2	2	2	2	2	2	2	2
22	400.54.224A	进油管(II)	Oil pipe	1	1	1	1								
	550.54.224E	进油管(II)	Oil pipe					1	1	1(c)	1(c)	1	1		
	550.54.224E	进油管(II)	Oil pipe							1(d)	1(d)			1	1
23	400.54.025A	进油管总成(III)	Oil pipe	1	1	1	1	1	1	1	1	1	1	1	1
24	GB3452.1	O型密封圈25×2.65	O-ring 25×2.65	1	1	1	1	1	1	1	1	1	1	1	1

(c)SL4105BT

(d)YTR4105T56



液压油泵及管路总成 (II)  
 Pump and Pipe (II)

## 液压油泵及管路总成(II)

### Pump and Pipe(II)

序号 Ser.No.	代号 Part No.	名称	Name	数量 Qty.											
				400	404	450	454	500	504	550	554	600	604	650	654
1	GB 3542.1	O型密封圈23.6×2.65	O-ring 23.6×2.65	1	1	1	1	1	1	1	1	1	1		
2	GB/T 93	垫圈8	Washer 8	12	12	12	12	12	12	12	12	12	12		
3	GB/T 5783	螺栓M8×25	Bolt M8×25	4	4	4	4	4	4	4	4	4	4		
4	400.54.111-1	吸油口接头	Connector	1	1	1	1	1	1	1	1	1	1		
5		复合垫圈20	Washer 20	2	2	2	2	2	2	2	2	2	2		
6	400.54.114	铰接螺栓	Bolt	1	1	1	1	1	1	1	1	1	1		
7	GB3452.1	O型密封圈11.2×2.65	O-ring 11.2×2.65	1	1	1	1	1	1	1	1	1	1		
8	400.54.025	进油管总成(Ⅲ)	Oil pipe	1	1	1	1	1	1	1	1	1	1		
9	400.54.022	出油管总成(Ⅱ)	Oil pipe	1	1	1	1	1	1	1	1	1	1		
10	400.54.124	连接螺母	Nut	1	1	1	1	1	1	1	1	1	1		
11	400.54.220	油管支架	Oil pipe support	1	1	1	1	1	1	1	1	1	1		
12	GB 3452.1	O型密封圈12.5×2.65	O-ring 12.5×2.65	2	2	2	2	2	2	2	2	2	2		
13	400.54.123	出油管接头	Connector	1	1	1	1	1	1	1	1	1	1		
14	DP160.54.205	六角螺母	Nut	1	1	1	1	1	1	1	1	1	1		
15	GB3452.1	O型密封圈15×2.65	O-ring 15×2.65	3	3	3	3	3	3	3	3	3	3		
16	DP184.54.130	进油管接头	Connector	1	1	1	1	1	1	1	1	1	1		
17	400.54.024-1	进油管总成(Ⅱ)	Oil Pipe	1	1	1	1	1	1	1(c)	1(c)	1	1		
18	400.54.021A	出油管总成(Ⅰ)	Oil Pipe	1	1	1	1	1	1	1	1	1	1		
19	400.54.129	连接板	Link plate	1	1	1	1	1	1	1	1	1	1		
20	400.54.028	出油胶管总成	Oil pipe	1	1	1	1	1	1	1	1	1	1		
21	250.54.112	滤清器管接头	Connector	2	2	2	2	2	2	2	2	2	2		
22		快换接头TRA12.5	Quick release connector TRA12.5	1	1	1	1	1	1	1	1	1	1		
23	400.54.026	出油胶管总成	Oil pipe	1(a)	1(a)	1(a)	1(a)								

续.液压油泵及管路总成(II)

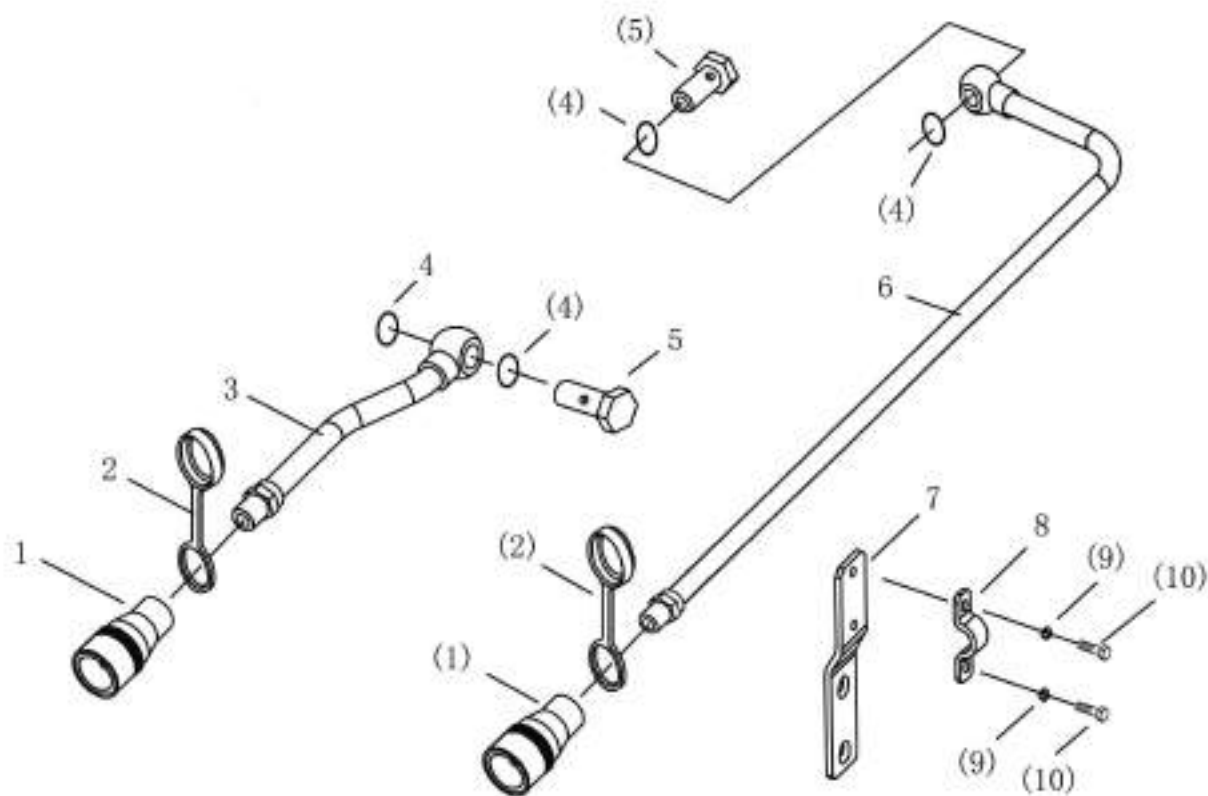
Cont.Pump and Pipe(II)

序号 Ser.No.	代号 Part No.	名称	Name	数量 Qty.											
				400	404	450	454	500	504	550	554	600	604	650	654
	500.54.026-1	出油胶管总成	Oil pipe	1(b)	1(b)	1(b)	1(b)	1	1	1	1	1	1		
24	160.54.108	铰接螺栓	Bolt	1	1	1	1								
25		复合垫圈18	Washer 18	2	2	2	2								
26	JX0811A	旋转式管路过滤器	Filter assembly	1	1	1	1	1	1	1	1	1	1	1	
27	ZBJ15001	喉箍25-38	Hoop 25-38	2	2	2	2	2	2	2	2	2	2	2	
28	400.54.023-2	进油管总成(I)	Oil pipe	1(a)	1(a)	1(a)	1(a)								
	500.54.023D	进油管总成(I)	Oil pipe	1(b)	1(b)	1(b)	1(b)	1(b)	1(b)						
	550.54.023B-2	进油管总成(I)	Oil pipe					1(c)	1(c)	1	1	1	1		
29	GB 3542.1	O型密封圈18×2.65	O-ring 18×2.65	1	1	1	1	1	1	1	1	1	1	1	
30	C901-314-001	E314齿轮泵总成	Gear pump	1(a)	1(a)	1(a)	1(a)								
	C901-314-003	E314齿轮泵总成	Gear pump	1(b)	1(b)	1(b)	1(b)	1	1	1	1	1	1	1	
31	400.54.102	衬套	Bush	1	1	1	1								
32	400.54.101	十字滑块	Cross connector	1	1	1	1								
33	GB/T 5783	螺栓M8×40	Bolt M8×40	2	2	2	2	4	4	4	4	4	4	4	
34	GB/T70.1	螺钉M8×22	Bolt M8×22	4	4	4	4	4	4	4	4	4	4	4	
35	400.54.601A	夹布输油胶管	Oil supply hose	1(a)	1(a)	1(a)	1(a)								
	500.54.102	夹布输油胶管	Oil supply hose	1(b)	1(b)	1(b)	1(b)	1	1	1	1	1	1	1	
36	500.54.030	滤清器管接头焊合件	Connector	1	1	1	1	1	1	1	1	1	1	1	
37	GB/T 5783	螺栓M8×25	Bolt M8×25	3	3	3	3	3	3	3	3	3	3	3	
38	GB/T97.1	垫圈8	Washer 8	2	2	2	2	2	2	2	2	2	2	2	
39	400.54.035	滤清器支架	diesel filter bracket	1(a)	1(a)	1(a)	1(a)								
	500.54.103	滤清器支架	diesel filter bracket	1(b)	1(b)	1(b)	1(b)	1(b)	1(b)						
	550.54.030	滤清器支架	diesel filter bracket					1(c)	1(c)	1	1	1	1	1	

(a) SL3105BT/SL3105ABT

(b)490BT/495BT/498BT

(c)SL4100BT/SL4105BT



液压输出总成 (1)  
Hydraulic Take-off Pipe (1)



## 液压输出总成(I)

### Hydraulic Take-off pipe(I)

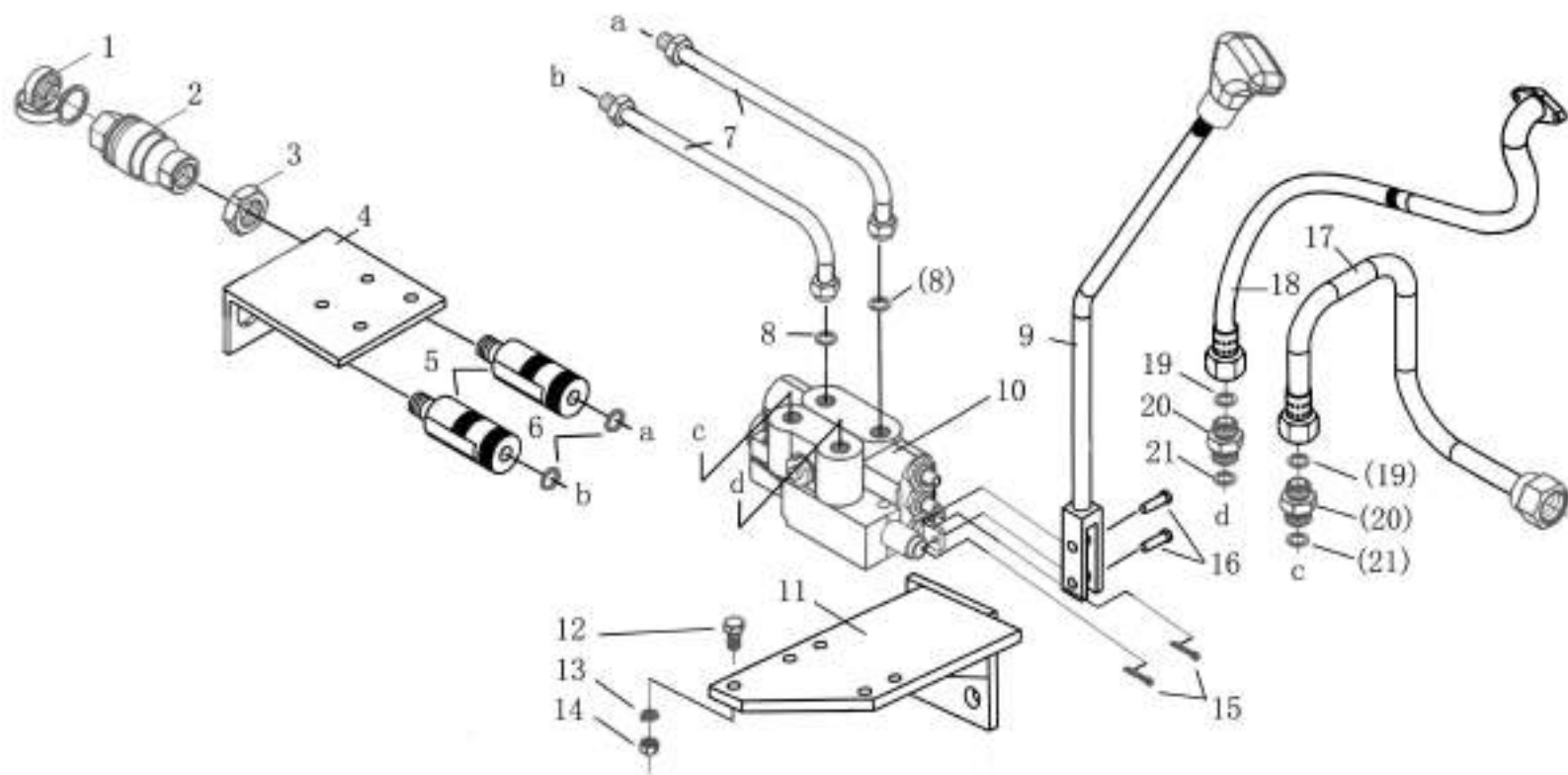
序号 Ser.No.	代号 Part No.	名称	Name	数量 Qty.											
				400	404	450	454	500	504	550	554	600	604	650	654
1		快换接头TRA12.5	Quick release connector TRA12.5	2	2	2	2	2	2	2	2	2	2	2	2
2	160.54.220	快换接头防尘罩(I)	Dust cover(I)	2	2	2	2	2	2	2	2	2	2	2	2
3	160.54.025-2	回油管总成	Oil pipe (input)	1	1	1	1	1	1	1	1	1	1	1	1
4		复合垫圈18	Washer 18	4	4	4	4	4	4	4	4	4	4	4	4
5	160.54.108	铰接螺栓	Bolt	2	2	2	2	2	2	2	2	2	2	2	2
6	400.54.020	液压输出油管焊合件	Oil pipe (output)	1	1	1	1	1	1	1	1	1	1	1	1
7	400.54.134-1	输出油管固定座	Oil pipe support	1	1	1	1	1	1	1	1	1	1	1	1
8	400.54.135	输出油管压盖	Plate	1	1	1	1	1	1	1	1	1	1	1	1
9	GB/T93	垫圈8	Washer 8	2	2	2	2	2	2	2	2	2	2	2	2
10	GB/T 5783	螺栓M6×16	Bolt M6×16	2	2	2	2	2	2	2	2	2	2	2	2



## 液压输出总成(II)

### Hydraulic Take-off pipe(II)

序号 Ser.No.	代号 Part No.	名称	Name	数量 Qty.												
				400	404	450	454	500	504	550	554	600	604	650	654	
1	160.54.220	快换接头防尘罩(I)	Dust cover(I)	4	4	4	4	4	4	4	4	4	4	4	4	4
2		快换接头TRA12.5	Quick release connector TRA12.5	4	4	4	4	4	4	4	4	4	4	4	4	4
3	GB/T6171	六角薄螺母M27×1.5	Bolt M27×1.5	4	4	4	4	4	4	4	4	4	4	4	4	4
4	400.54.305A	油管支架	Oil pipe support	1	1	1	1	1	1	1	1	1	1	1	1	1
5	160.54.310	进出油管接头	Connector	4	4	4	4	4	4	4	4	4	4	4	4	4
6	GB/T3452.1	O型密封圈11.2×2.65	O-ring 11.2×2.65	4	4	4	4	4	4	4	4	4	4	4	4	4
7	400.54.034	多路阀进出油软管	Oil pipe	4	4	4	4	4	4	4	4	4	4	4	4	4
8	GB/T3452.1	O型密封圈16×2.65	O-ring 16×2.65	4	4	4	4	4	4	4	4	4	4	4	4	4
9	400.54.702-1	控制阀手柄	Control handle	2	2	2	2	2	2	2	2	2	2	2	2	2
10	DL-8J-2	双路换向阀	Multi-way valve	1	1	1	1	1	1	1	1	1	1	1	1	1
11	400.54.042A	多路阀固定座焊合件	Support	1	1	1	1	1	1	1	1	1	1	1	1	1
	400.54.042-1	多路阀固定座焊合件	Support	1	1	1	1	1	1	1	1	1	1	1	1	1
12	GB/T5783	螺栓M10×40	Bolt M10×40	3	3	3	3	3	3	3	3	3	3	3	3	3
13	GB/T93	垫圈10	Washer 10	3	3	3	3	3	3	3	3	3	3	3	3	3
14	GB/T6170	螺母M10	Nut M10	3	3	3	3	3	3	3	3	3	3	3	3	3
15	GB/T91	开口销1.6×16	Split pin 1.6×16	2	2	2	2	2	2	2	2	2	2	2	2	2
16	GB/T882	销轴B6×20	Axis pin B6×20	2	2	2	2	2	2	2	2	2	2	2	2	2
17	400.54.031-3	阀进油钢管焊合件	Oil pipe (input)	1	1	1	1	1	1	1	1	1	1	1	1	1
18	400.54.032A	阀出油钢管焊合件	Oil pipe (output)	1	1	1	1	1	1	1	1	1	1	1	1	1
19	GB/T3452.1	O型密封圈10×2.65	O-ring 10×2.65	2	2	2	2	2	2	2	2	2	2	2	2	2
20	400.54.701	阀接头	Connector	2	2	2	2	2	2	2	2	2	2	2	2	2
21		复合垫圈22	Washer 22	2	2	2	2	2	2	2	2	2	2	2	2	2

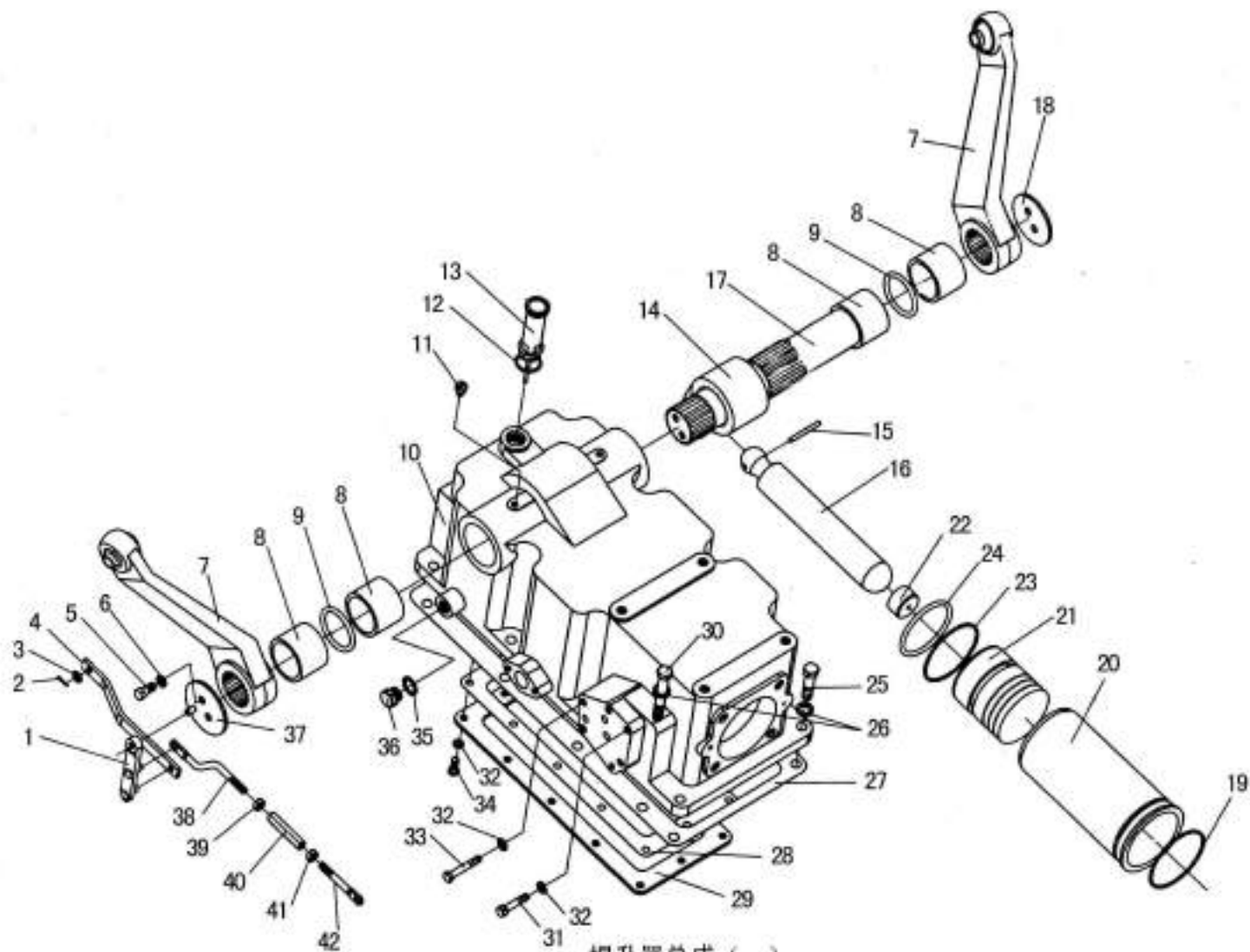


液压输出总成 (III)  
Hydraulic Take-off Pipe (III)

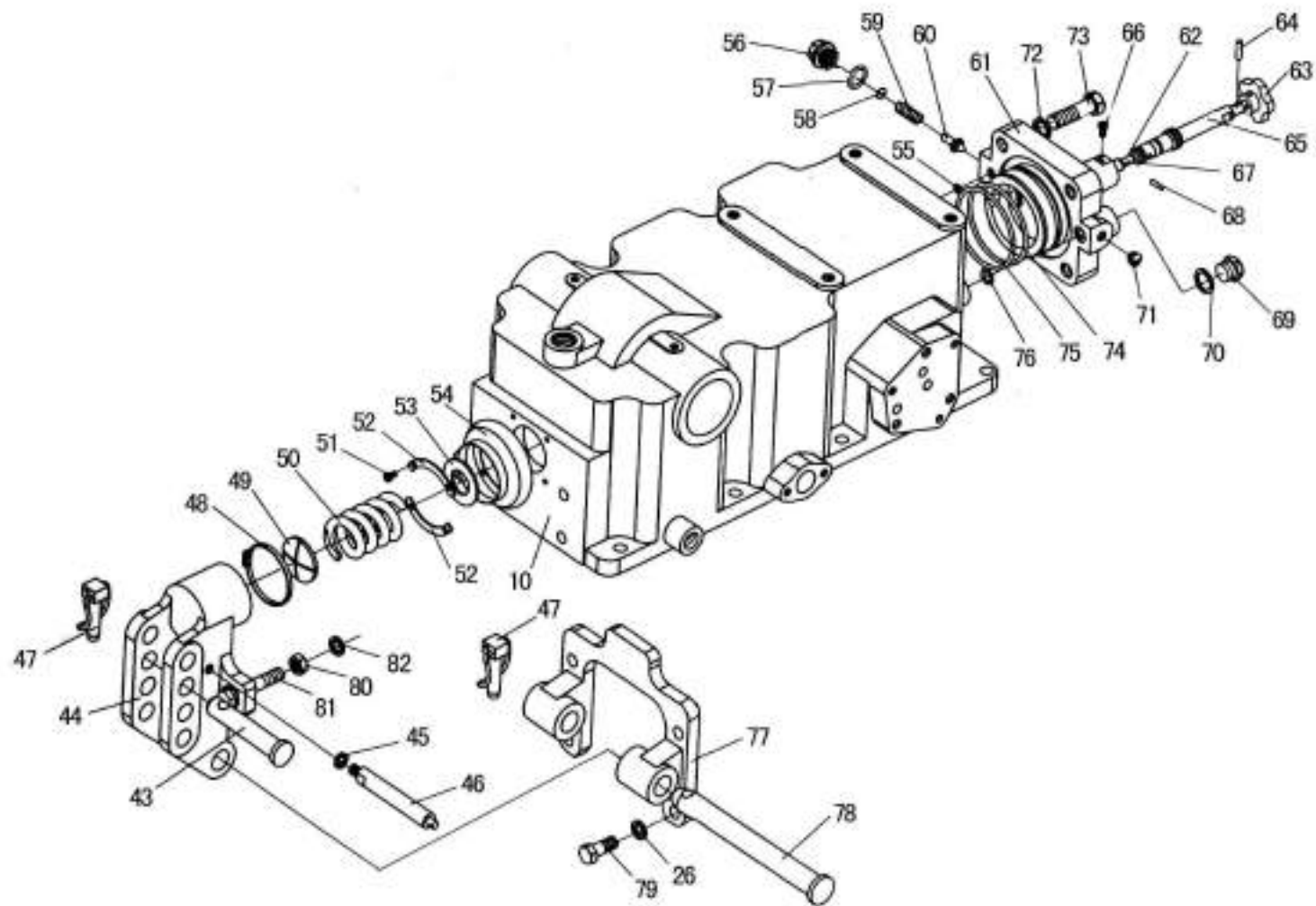
### 液压输出总成(III)

#### Hydraulic Take-off pipe(III)

序号 Ser.No.	代号 Part No.	名称	Name	数量 Qty.											
				400	404	450	454	500	504	550	554	600	604	650	654
1	160.54.220	快换接头防尘罩(I)	Dust cover(I)	2	2	2	2	2	2	2	2	2	2	2	2
2		快换接头TRA12.5	Quick release connector TRA12.5	2	2	2	2	2	2	2	2	2	2	2	2
3	GB/T6171	六角薄螺母M27×1.5	Bolt M27×1.5	2	2	2	2	2	2	2	2	2	2	2	2
4	400.54.305B	油管支架	Oil pipe support	1	1	1	1	1	1	1	1	1	1	1	1
5	160.54.310	进出油管接头	Connector	2	2	2	2	2	2	2	2	2	2	2	2
6	GB/T3452.1	O型密封圈11.2×2.65	O-ring 11.2×2.65	2	2	2	2	2	2	2	2	2	2	2	2
7	400.54.034	多路阀进出油软管	Oil pipe	2	2	2	2	2	2	2	2	2	2	2	2
8	GB/T3452.1	O型密封圈16×2.65	O-ring 16×2.65	2	2	2	2	2	2	2	2	2	2	2	2
9	400.54.702-1	控制阀手柄	Control handle	1	1	1	1	1	1	1	1	1	1	1	1
10	DL-8J-1	单路换向阀	Multi-way valve	1	1	1	1	1	1	1	1	1	1	1	1
11	400.54.042A	多路阀固定座焊合件	Support	1	1	1	1	1	1	1	1	1	1	1	1
	400.54.042-1	多路阀固定座焊合件	Support	1	1	1	1	1	1	1	1	1	1	1	1
12	GB/T5783	螺栓M10×40	Bolt M10×40	3	3	3	3	3	3	3	3	3	3	3	3
13	GB/T93	垫圈10	Washer 10	3	3	3	3	3	3	3	3	3	3	3	3
14	GB/T6170	螺母M10	Nut M10	3	3	3	3	3	3	3	3	3	3	3	3
15	GB/T91	开口销1.6×16	Split pin 1.6×16	1	1	1	1	1	1	1	1	1	1	1	1
16	GB/T882	销轴B6×20	Axis pin B6×20	1	1	1	1	1	1	1	1	1	1	1	1
17	400.54.041-3	阀进油钢管焊合件	Oil pipe (input)	1	1	1	1	1	1	1	1	1	1	1	1
18	400.54.032A	阀出油钢管焊合件	Oil pipe (output)	1	1	1	1	1	1	1	1	1	1	1	1
19	GB/T3452.1	O型密封圈10×2.65	O-ring 10×2.65	2	2	2	2	2	2	2	2	2	2	2	2
20	400.54.701	阀接头	Connector	2	2	2	2	2	2	2	2	2	2	2	2
21		复合垫圈22	Washer 22	2	2	2	2	2	2	2	2	2	2	2	2



提升器总成 (一)  
Lift Assembly (A)



提升器总成 (二)  
Lift Assembly (B)

## 提升器总成

### Lifter Assembly

序号 Ser.No.	代号 Part No.	名称	Name	数量 Qty.												
				400	404	450	454	500	504	550	554	600	604	650	654	
1	400.55.017	综合调节摆杆合件	Swing pole	1	1	1	1	1	1	1	1	1	1	1	1	1
2	GB/T 91	销D2×16	pin D2×16	5	5	5	5	5	5	5	5	5	5	5	5	5
3	GB/T 848	垫圈8	Washer 8	5	5	5	5	5	5	5	5	5	5	5	5	5
4	400.55.122	力调节反馈杆	Feed back link	1	1	1	1	1	1	1	1	1	1	1	1	1
5	GB/T 5781	螺栓M10×20-Zn.D	Bolt M10×20	4	4	4	4	4	4	4	4	4	4	4	4	4
6	GB/T 93	垫圈10	Washer 10	4	4	4	4	4	4	4	4	4	4	4	4	4
7	500.55.148	提升臂	Lift arm	2	2	2	2	2	2	2	2	2	2	2	2	2
8	400.55.116-1	轴套	Bush	4	4	4	4	4	4	4	4	4	4	4	4	4
9	GB/T 1235	O型密封圈50×5.7	O-ring 60×5.7	2	2	2	2	2	2	2	2	2	2	2	2	2
10	500.55.101	提升器壳体	Lifter case	1	1	1	1	1	1	1	1	1	1	1	1	1
11	GB/T 828	螺钉8×10×6	Screw 8×10×6	2	2	2	2	2	2	2	2	2	2	2	2	2
12	400.55.103	垫圈	Washer	1	1	1	1	1	1	1	1	1	1	1	1	1
13	400.55.013	通气塞油尺总成	Dipstick	1	1	1	1	1	1	1	1	1	1	1	1	1
14	400.55.151	内提升臂	Inlet arm	1	1	1	1	1	1	1	1	1	1	1	1	1
15	GB/T 119	销D5×50	Pin D5×50	1	1	1	1	1	1	1	1	1	1	1	1	1
16	400.55.152	顶杆	Piston rod	1	1	1	1	1	1	1	1	1	1	1	1	1
17	400.55.115	提升轴	Lift shaft	1	1	1	1	1	1	1	1	1	1	1	1	1
18	400.55.119	左压板	Plate	1	1	1	1	1	1	1	1	1	1	1	1	1
19	GB/T 3452.1	O型密封圈90×3.55	O-ring 109×3.55	1	1	1	1	1	1	1	1	1	1	1	1	1
20	500.55.102	缸筒	Cylinder	1	1	1	1	1	1	1	1	1	1	1	1	1
21	500.55.141	活塞	Piston	1	1	1	1	1	1	1	1	1	1	1	1	1
22	400.55.142	活塞球座	Piston ball seat	1	1	1	1	1	1	1	1	1	1	1	1	1
23	GB/T 3452.1	O型密封圈90×5.3	O-ring 90×5.3	1	1	1	1	1	1	1	1	1	1	1	1	1



续. 提升器总成

Cont. Lifter Assembly

序号 Ser.No.	代号 Part No.	名称	Name	数量 Qty.												
				400	404	450	454	500	504	550	554	600	604	650	654	
24	520.55.143	挡圈	Washer	1	1	1	1	1	1	1	1	1	1	1	1	1
25	GB/T 5783	螺栓M12×35	Bolt M12×35	9	9	9	9	9	9	9	9	9	9	9	9	9
26	GB/T 93	垫圈12	Washer 12	14	14	14	14	14	14	14	14	14	14	14	14	14
27	400.55.114	纸垫	Gasket	1	1	1	1	1	1	1	1	1	1	1	1	1
28	400.55.112	底板纸垫	Gasket	1	1	1	1	1	1	1	1	1	1	1	1	1
29	400.55.113	底板	Bottom cover	1	1	1	1	1	1	1	1	1	1	1	1	1
30	GB/T 5782	螺栓M12×135	Bolt	1	1	1	1	1	1	1	1	1	1	1	1	1
31	GB/T 5782	螺栓M8×80	Bolt M8×80	2	2	2	2	2	2	2	2	2	2	2	2	2
32	GB/T93	垫圈8	Washer 8	17	17	17	17	17	17	17	17	17	17	17	17	17
33	400.55.123	螺栓	Bolt	1	1	1	1	1	1	1	1	1	1	1	1	1
34	GB/T 5781	螺栓M8×20	Bolt M8×20	12	12	12	12	12	12	12	12	12	12	12	12	12
35	400.55.111	密封垫圈	Washer	2	2	2	2	2	2	2	2	2	2	2	2	2
36	400.55.110	螺堵	Plug	2	2	2	2	2	2	2	2	2	2	2	2	2
37	400.50.020	右压板焊合件	Plate	1	1	1	1	1	1	1	1	1	1	1	1	1
38	500.55.156	后调节杆	Rear adjusting link	1	1	1	1	1	1	1	1	1	1	1	1	1
39	GB/T 6170	螺母M10	Nut M10	1	1	1	1	1	1	1	1	1	1	1	1	1
40	65.55.123	调节螺套	Adjusting bush	1	1	1	1	1	1	1	1	1	1	1	1	1
41	65.55.126	螺母M10(左)	Nut M10(left)	1	1	1	1	1	1	1	1	1	1	1	1	1
42	65.55.125	前调节杆	Front adjusting link	1	1	1	1	1	1	1	1	1	1	1	1	1
43	400.55.121	上拉杆连接销	Connecting pin	1	1	1	1	1	1	1	1	1	1	1	1	1
44	500.55.155	摇臂	Rocker arm	1	1	1	1	1	1	1	1	1	1	1	1	1
45	GB/T93	垫圈10	Washer 10	1	1	1	1	1	1	1	1	1	1	1	1	1
46	500.55.158	力调节连接销	Connecting link	1	1	1	1	1	1	1	1	1	1	1	1	1

续. 提升器总成

Cont. Lifter Assembly

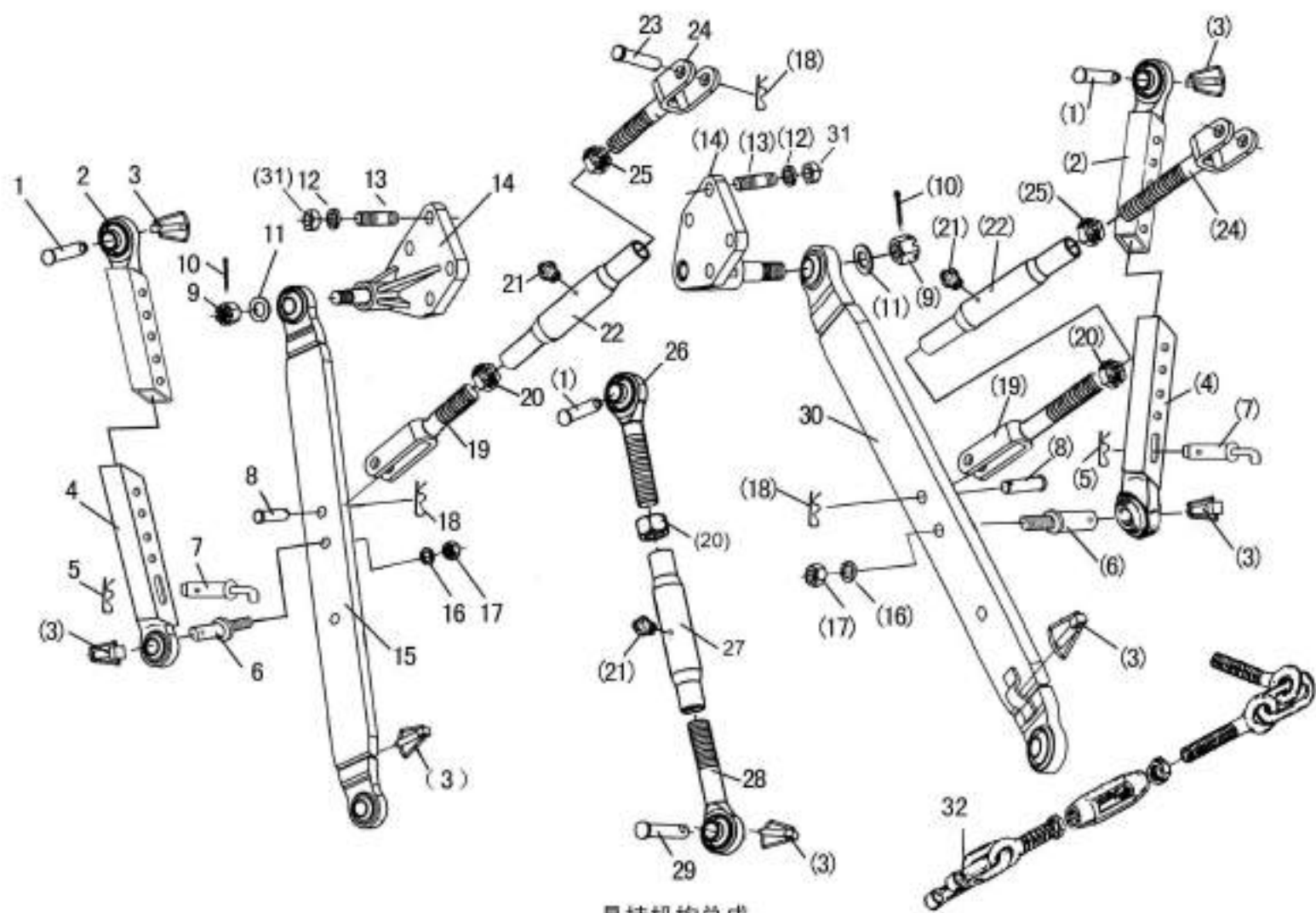
序号 Ser.No.	代号 Part No.	名称	Name	数量 Qty.											
				400	404	450	454	500	504	550	554	600	604	650	654
47	400.55.026	锁销总成	Stop pin	2	2	2	2	2	2	2	1	2	2	2	
48	JB3616.1	双钢丝式环箍60	Clamp	1	1	1	1	1	1	1	1	1	1	1	
49	400.55.108	球形垫片	Ball washer	1	1	1	1	1	1	1	1	1	1	1	
50	400.55.107	必调节弹簧	Draft-responsive control spring	1	1	1	1	1	1	1	1	1	1	1	
51	GB/T 65	螺钉M5×8	Screw M5×8	4	4	4	4	4	4	4	4	4	4	4	
52	400.55.104	防尖罩压板	Plate	2	2	2	2	2	2	2	2	2	2	2	
53	400.55.106	垫片	Washer	1	1	1	1	1	1	1	1	1	1	1	
54	400.55.105	防尖罩	Dust-proof bowling	1	1	1	1	1	1	1	1	1	1	1	
55	GB/T 3452.1	O形密封圈6.3×1.8	O-ring 6.3×1.8	1	1	1	1	1	1	1	1	1	1	1	
56	400.55.131	堵塞	Plug	1	1	1	1	1	1	1	1	1	1	1	
57	GB/T 3452.1	O形密封圈15×2.65	O-ring 15×2.65	1	1	1	1	1	1	1	1	1	1	1	
58	400.55.132	调整垫片	Adjusting washer	△	△	△	△	△	△	△	△	△	△	△	
	400.55.133	调整垫片	Adjusting washer	△	△	△	△	△	△	△	△	△	△	△	
59	400.55.134	油缸安全阀弹簧	Spring	1	1	1	1	1	1	1	1	1	1	1	
60	400.55.135	油缸安全阀体	Safety valve	1	1	1	1	1	1	1	1	1	1	1	
61	500.55.011	缸头	Cylinder cap	1	1	1	1	1	1	1	1	1	1	1	
62	400.55.137	调节阀	Adjusting valve	1	1	1	1	1	1	1	1	1	1	1	
63	400.55.140	速度下降阀手轮	Handwheel	1	1	1	1	1	1	1	1	1	1	1	
64	GB/T 879	销D5×20	Pin D5×20	1	1	1	1	1	1	1	1	1	1	1	
65	400.55.138	调节阀杆	adjusting valve link	1	1	1	1	1	1	1	1	1	1	1	
66	GB/T 75	螺钉M5×10	Screw M5×10	1	1	1	1	1	1	1	1	1	1	1	
67	GB/T 3452.1	O形密封圈11.8×2.65	O-ring 11.8×2.65	1	1	1	1	1	1	1	1	1	1	1	
68	400.55.139	销	Pin	1	1	1	1	1	1	1	1	1	1	1	

续. 提升器总成

Cont. Lifter Assembly

序号 Ser.No.	代号 Part No.	名称	Name	数量 Qty.												
				400	404	450	454	500	504	550	554	600	604	650	654	
69	400.55.110	螺堵	Plug	1	1	1	1	1	1	1	1	1	1	1	1	1
70	400.55.111	密封垫圈	Washer	1	1	1	1	1	1	1	1	1	1	1	1	1
71	A61101	螺塞Z1/8"	Taper threaded plug Z1/8"	1	1	1	1	1	1	1	1	1	1	1	1	1
72	GB/T 93	垫圈16	Washer 16	4	4	4	4	4	4	4	4	4	4	4	4	4
73	GB/T 5785	螺栓M16×1.5×50	Bolt M16×1.5×50	4	4	4	4	4	4	4	4	4	4	4	4	4
74	GB/T 3452.1	O型密封圈92.5×3.55	O-ring 92.5×3.55	1	1	1	1	1	1	1	1	1	1	1	1	1
75	520.55.144	挡圈	Stop ring	1	1	1	1	1	1	1	1	1	1	1	1	1
76	GB/T 3452.1	O型密封圈10.6×2.65	O-ring 10.6×2.65	3	3	3	3	3	3	3	3	3	3	3	3	3
77	400.55.109	支座	Support	1	1	1	1	1	1	1	1	1	1	1	1	1
78	400.55.120	摇臂连接销	Rocker arm link pin	1	1	1	1	1	1	1	1	1	1	1	1	1
79	GB/T 5783	螺栓M12×30	Bolt M12×1.5×30	4	4	4	4	4	4	4	4	4	4	4	4	4
80	GB/T 6170	螺母M14	Nut M14	2	2	2	2	2	2	2	2	2	2	2	2	2
81	GB/T 5787	螺栓AM14×65	Bolt AM14×65	2	2	2	2	2	2	2	2	2	2	2	2	2
82	GB/T93	垫圈14	Washer 14	2	2	2	2	2	2	2	2	2	2	2	2	2

△适量 Just right amount



悬挂机构总成  
Suspension Mechanism

## 悬挂机构总成

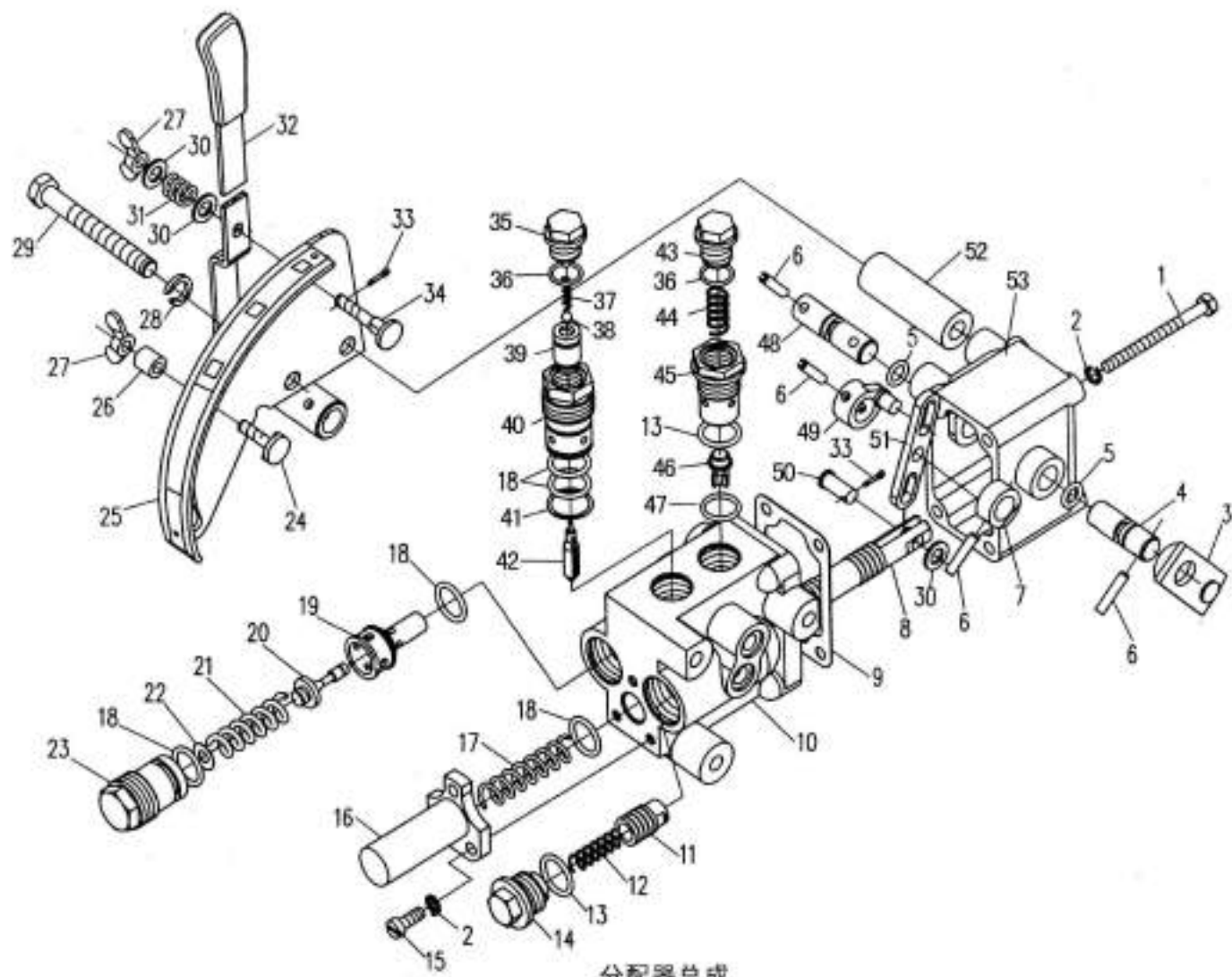
### Suspension Mechanism

序号 Ser.No.	代号 Part No.	名称	Name	数量 Qty.											
				400	404	450	454	500	504	550	554	600	604	650	654
1	160.56.118-1	上拉杆后连接销	Rear connecting pin	2	2	2	2	2	2	2	2	2	2	2	2
2	400.56.041	撑管焊合件( I )	Pipe rod( I )	2	2	2	2	2	2	2	2	2	2	2	2
3	160.56.014	锁销总成	Link lock pin assembly	6	6	6	6	6	6	6	6	6	6	6	6
4	400.56.043	撑管焊合件( II )	Pipe rod( II )	2	2	2	2	2	2	2	2	2	2	2	2
5	184.56.210	弹簧锁销( II )	Spring pin( II )	2	2	2	2	2	2	2	2	2	2	2	2
6	400.56.310	销轴	Axis pin	2	2	2	2	2	2	2	2	2	2	2	2
7	184.56.302	插销	Plug	2	2	2	2	2	2	2	2	2	2	2	2
8	GB/T 882	销轴B19×50	Axis pin B19×50	2	2	2	2	2	2	2	2	2	2	2	2
9	GB/T 6179	螺母M20	Nut M20	2	2	2	2	2	2	2	2	2	2	2	2
10	GB/T 91	销4×30	Pin 4×30	2	2	2	2	2	2	2	2	2	2	2	2
11	GB/T 97.1	垫圈20	Washer 20	2	2	2	2	2	2	2	2	2	2	2	2
12	GB/T 93	垫圈16	Washer 16	8	8	8	8	8	8	8	8	8	8	8	8
13	GB/T 898	螺柱M16×45	Stud M16×45	8	8	8	8	8	8	8	8	8	8	8	8
14	400.56.030	下拉杆铰链座焊合件	Brasket	2	2	2	2	2	2						
	450.56.030	下拉杆铰链座焊合件	Brasket							2	2	2	2	2	2
	400.56.030A	下拉杆铰链座焊合件	Brasket	2	2	2	2	2	2						
	450.56.030A	下拉杆铰链座焊合件	Brasket							2	2	2	2	2	2
15	400.56.024-1	左下拉杆	Left lower link	1	1	1	1	1	1						
	450.56.024-1	左下拉杆	Left lower link							1	1	1	1	1	1
16	GB/T 93	垫圈20	Washer 20	2	2	2	2	2	2	2	2	2	2	2	2
17	GB/T 6170	螺母20	Nut M20	2	2	2	2	2	2	2	2	2	2	2	2
18	184.56.102	弹簧锁销( I )	Spring pin ( I )	2	2	2	2	2	2	2	2	2	2	2	2
19	400.56.019	斜拉杆下调节杆焊接总成	Adjusting nether link	2	2	2	2	2	2	2	2	2	2	2	2

续. 悬挂机构总成

Cont. Suspension Mechanism

序号 Ser.No.	代号 Part No.	名称	Name	数量 Qty.											
				400	404	450	454	500	504	550	554	600	604	650	654
20	GB/T 6170	螺母M22	Nut M22	2	2	2	2	2	2	2	2	2	2	2	2
21	JB/T 7940.1	油杯M10×1	Gasket M10×1	3	3	3	3	3	3	3	3	3	3	3	3
22	400.56.105	提升杆螺管	Thread pipe	2	2	2	2	2	2						
	450.56.105-1	提升杆螺管	Thread pipe							2	2	2	2	2	2
23	400.56.184	提升杆连接销	Connecting pin	2	2	2	2	2	2						
24	400.56.018	斜拉杆上调节杆焊接总成	Adjusting upper link							2	2	2	2	2	2
	450.56.018-1	斜拉杆上调节杆焊接总成	Adjusting upper link	2	2	2	2	2	2						
25	GB/T 6170	螺母M22-左	Nut M22-Left							2	2	2	2	2	2
26	300.56.021	上拉杆前调节杆总成	Front adjusting link	1	1	1	1	1	1	1	1	1	1	1	1
27	400.56.112	上拉杆螺管	Thread pipe	1	1	1	1	1	1						
	450.56.112-1	上拉杆螺管	Thread pipe							1	1	1	1	1	1
28	300.56.020	上拉杆后调节杆总成	Rear adjusting link	1	1	1	1	1	1						
	450.56.020	上拉杆后调节杆总成	Rear adjusting link							1	1	1	1	1	1
29	300.56.127	上拉杆后连接销	Rear adjusting pin	1	1	1	1	1	1						
	450.56.127	上拉杆后连接销	Rear adjusting pin							1	1	1	1	1	1
30	400.56.028-1	右下拉杆	Right Lower link	1	1	1	1	1	1						
	450.56.028-1	右下拉杆	Right Lower link							1	1	1	1	1	1
31	GB/T 6170	螺母M16	Nut M16	2	2	2	2	2	2	2	2	2	2	2	2
32	400.56.040A-1	限位链总成(选装)	External limit assembly	2	2	2	2	2	2	2	2	2	2	2	2



分配器总成  
Distributor Assembly

## 分配器总成

### Distributor Assembly

序号 Ser.No.	代号 Part No.	名称	Name	数量 Qty.												
				400	404	450	454	500	504	550	554	600	604	650	654	
1	400.57.121	螺栓M6×70	Bolt M6×70	4	4	4	4	4	4	4	4	4	4	4	4	4
2	GB/T 859	垫圈6	Washer 6	7	7	7	7	7	7	7	7	7	7	7	7	7
3	400.57.013	反馈臂焊合件	Feedback arm	1	1	1	1	1	1	1	1	1	1	1	1	1
4	400.57.109	反馈轴	Feedback shaft	1	1	1	1	1	1	1	1	1	1	1	1	1
5	GB/T 3452.1	O型密封圈9.5×2.65	O-ring 9.5×2.65	2	2	2	2	2	2	2	2	2	2	2	2	2
6	GB/T 879	销5×24	Pin 5×24	4	4	4	4	4	4	4	4	4	4	4	4	4
7	400.57.120	反馈小臂	Feedback small arm	1	1	1	1	1	1	1	1	1	1	1	1	1
8	400.57.122	主控制阀	Main control valve	1	1	1	1	1	1	1	1	1	1	1	1	1
9	400.57.118	纸垫	Gasket	1	1	1	1	1	1	1	1	1	1	1	1	1
10	400.57.115	分配器壳体	Distributor case	1	1	1	1	1	1	1	1	1	1	1	1	1
11	400.57.104	回油阀体	Oil return valve	1	1	1	1	1	1	1	1	1	1	1	1	1
12	400.57.103	回油阀弹弹簧	Spring	1	1	1	1	1	1	1	1	1	1	1	1	1
13	GB/T 3452.1	O型密封圈21.2×2.65	O-ring 21.2×2.65	2	2	2	2	2	2	2	2	2	2	2	2	2
14	400.57.102	回油阀堵塞	Plug	1	1	1	1	1	1	1	1	1	1	1	1	1
15	GB/T 65	螺钉M6×16	Screw M6×16	3	3	3	3	3	3	3	3	3	3	3	3	3
16	400.57.113	主阀前盖	Front cover	1	1	1	1	1	1	1	1	1	1	1	1	1
17	400.57.112	主阀弹簧	Spring	1	1	1	1	1	1	1	1	1	1	1	1	1
18	GB/T 3452.1	O型密封圈19×2.65	O-ring 19×2.65	5	5	5	5	5	5	5	5	5	5	5	5	5
19	400.57.011	安全阀座压合件	Safety valve support	1	1	1	1	1	1	1	1	1	1	1	1	1
20	400.57.107	安全阀体	Safety valve	1	1	1	1	1	1	1	1	1	1	1	1	1
21	400.57.106	安全阀弹簧	Spring	1	1	1	1	1	1	1	1	1	1	1	1	1
22	400.57.156	调整垫片	Adjusting wahser	△	△	△	△	△	△	△	△	△	△	△	△	△
	400.57.157	调整垫片	Adjusting wahser	△	△	△	△	△	△	△	△	△	△	△	△	△



续. 分配器总成

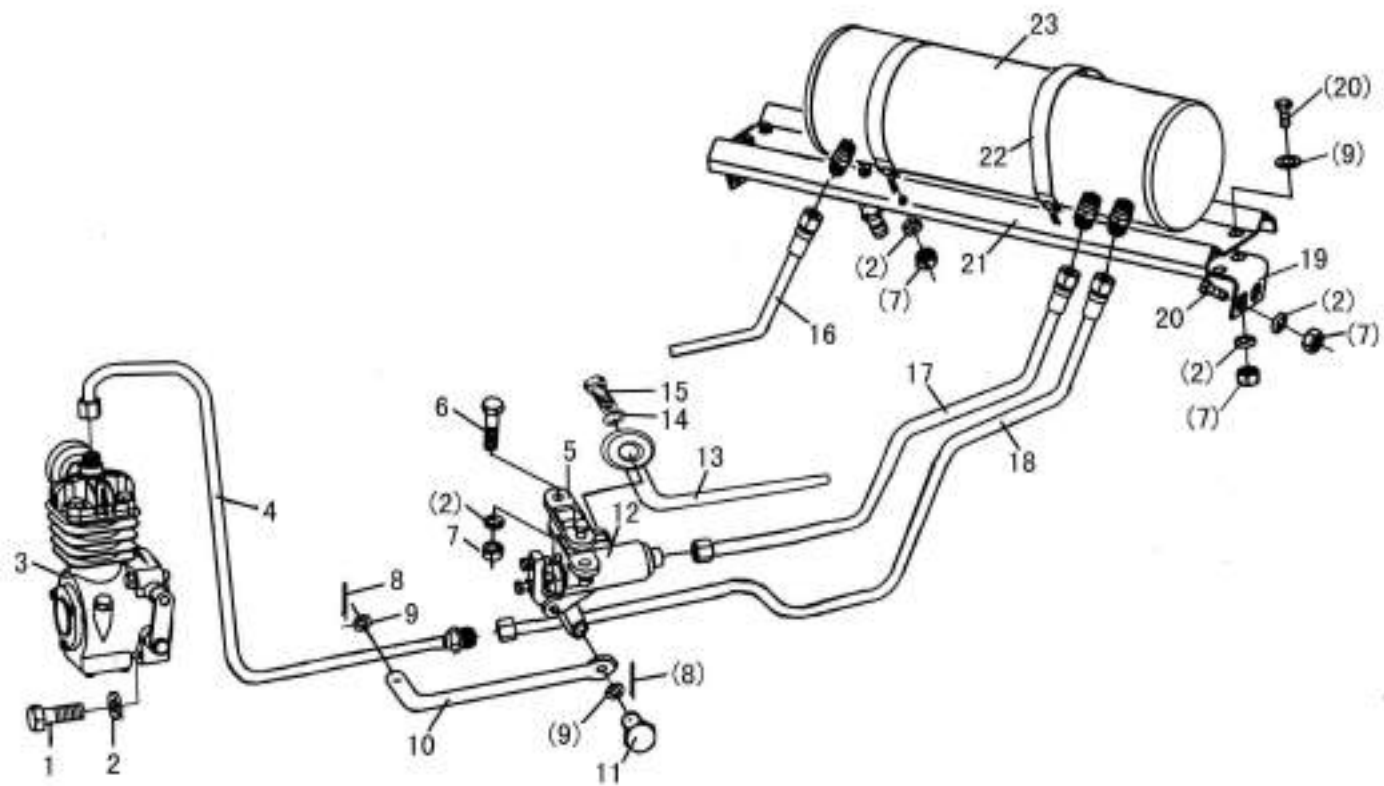
Cont. Distributor Assembly

序号 Ser.No.	代号 Part No.	名称	Name	数量 Qty.											
				400	404	450	454	500	504	550	554	600	604	650	654
	400.57.158	调整垫片	Adjusting wahser	△	△	△	△	△	△	△	△	△	△	△	△
23	400.57.105	安全阀弹簧座	Spring support	1	1	1	1	1	1	1	1	1	1	1	1
24	400.57.125	耕深限位螺钉	Limited screw	1	1	1	1	1	1	1	1	1	1	1	1
25	400.57.016	操纵板焊合件	Control plete	1	1	1	1	1	1	1	1	1	1	1	1
26	400.57.126	耕深限位套	Limiting bush	1	1	1	1	1	1	1	1	1	1	1	1
27	GB/T 62	螺母M6	Nut M6	2	2	2	2	2	2	2	2	2	2	2	2
28	GB/T 859	垫圈10	Washer 10	2	2	2	2	2	2	2	2	2	2	2	2
29	GB/T 5782	螺栓M10×80	Bolt M10×80	2	2	2	2	2	2	2	2	2	2	2	2
30	GB/T 97.1	垫圈8-140HV-Zn.D	Washer 8-140HV-Zn.D	3	3	3	3	3	3	3	3	3	3	3	3
31	400.57.123	手柄压紧弹簧	Spring	1	1	1	1	1	1	1	1	1	1	1	1
32	400.57.012	操纵手柄焊合件	Control handle	1	1	1	1	1	1	1	1	1	1	1	1
33	GB/T 91	销2×12	Pin 2×12	2	2	2	2	2	2	2	2	2	2	2	2
34	400.57.124	手柄压紧螺钉	Impacted screw	1	1	1	1	1	1	1	1	1	1	1	1
35	400.57.137	下降阀堵塞	Plug	1	1	1	1	1	1	1	1	1	1	1	1
36	GB/T 3452.1	O型密封圈16×1.8	O-ring 16×1.8	2	2	2	2	2	2	2	2	2	2	2	2
37	400.57.140	下降阀弹簧	Spring	1	1	1	1	1	1	1	1	1	1	1	1
38	GB/T 308	钢球5.0000G100b	Ball 5.0000G100b	1	1	1	1	1	1	1	1	1	1	1	1
39	400.57.139	下降阀体	Dropping valve	1	1	1	1	1	1	1	1	1	1	1	1
40	400.57.138	下降阀套	Bush	1	1	1	1	1	1	1	1	1	1	1	1
41	400.57.159	调整垫片	Adjusting wahser	△	△	△	△	△	△	△	△	△	△	△	△
	400.57.160	调整垫片	Adjusting wahser	△	△	△	△	△	△	△	△	△	△	△	△
	400.57.161	调整垫片	Adjusting wahser	△	△	△	△	△	△	△	△	△	△	△	△
42	400.57.114	推销	Pushing pin	1	1	1	1	1	1	1	1	1	1	1	1

续. 分配器总成

Cont. Distributor Assembly

序号 Ser.No.	代号 Part No.	名称	Name	数量 Qty.											
				400	404	450	454	500	504	550	554	600	604	650	654
43	400.57.145	单向阀堵塞	Plug	1	1	1	1	1	1	1	1	1	1	1	1
44	400.57.144	单向阀弹簧	Spring	1	1	1	1	1	1	1	1	1	1	1	1
45	400.57.143	单向阀座	Valve seat	1	1	1	1	1	1	1	1	1	1	1	1
46	400.57.142	单向阀体	Needle valve	1	1	1	1	1	1	1	1	1	1	1	1
47	GB/T 3452.1	O型密封圈15×2.65	O-ring 15×2.65	1	1	1	1	1	1	1	1	1	1	1	1
48	400.57.108	手柄轴	Handle shaft	1	1	1	1	1	1	1	1	1	1	1	1
49	400.57.110	操纵臂	Control level	1	1	1	1	1	1	1	1	1	1	1	1
50	400.57.129	销轴	Pin	1	1	1	1	1	1	1	1	1	1	1	1
51	400.57.119	摆杆	Swing pole	1	1	1	1	1	1	1	1	1	1	1	1
52	400.57.127	隔套	Bush	1	1	1	1	1	1	1	1	1	1	1	1
53	400.57.117-1	侧盖	Cover	1	1	1	1	1	1	1	1	1	1	1	1



气刹装置总成  
Air Brake Device

# 气刹装置总成

## Air Brake Device

序号 Ser.No.	代号 Part No.	名称	Name	数量 Qty.												
				400	404	450	454	500	504	550	554	600	604	650	654	
1	GB/T5783	螺栓M8×45	Bolt M8×45	1	1	1	1	1	1	1	1	1	1	1	1	1
2	GB/T93	垫圈8	Wash 8	18	18	18	18	18	18	18	18	18	18	18	18	18
3	CT30	空压机	Air compressor	1	1	1	1	1(b)	1(b)							
	Z-0.07/7	空压机	Air compressor					1(c)	1(c)	1(c)	1(c)	1	1			
	LT710300D	空压机	Air compressor							1(d)	1(d)				1	1
4	400.80.011A	进气管 (I)	Inlet pipe (I)	1	1	1	1	1(b)	1(b)							
	400.80.011B	进气管 (I)	Inlet pipe (I)							1(d)	1(d)				1	1
	400.80.011C	进气管 (I)	Inlet pipe (I)					1	1	1(c)	1(c)	1	1			
5	300.80.411	制动阀垫块	Block	1	1	1	1	1	1	1	1	1	1	1	1	1
6	GB/T5782	螺栓M8×60	Bolt M8×60	2	2	2	2	2	2	2	2	2	2	2	2	2
7	GB/T6170	螺母M8	Nut M8	14	14	14	14	14	14	14	14	14	14	14	14	14
8	GB/T91	销3.2×30	Pin 3.2×30	2	2	2	2	2	2	2	2	2	2	2	2	2
9	GB/T97.1	垫圈8	Wash 8	6	6	6	6	6	6	6	6	6	6	6	6	6
10	400.80.101	气刹分泵拉杆	Pull rod	1	1	1	1	1	1	1	1	1	1	1	1	1
11	GB/T882	销B8×30	Axis Pin B8×30	1	1	1	1	1	1	1	1	1	1	1	1	1
12	ZDF-001	气刹分泵	Air brake pump	1	1	1	1	1	1	1	1	1	1	1	1	1
13	400.80.012	放气管	Deflation pipe	1	1	1	1	1	1	1	1	1	1	1	1	1
14		复合垫圈	Wash	2	2	2	2	2	2	2	2	2	2	2	2	2
15	400.80.102	铰接螺栓	Bolt	1	1	1	1	1	1	1	1	1	1	1	1	1
16	400.80.103	气压表管	Air pressure gauge	1	1	1	1	1	1	1	1	1	1	1	1	1
17	400.80.013	出气管	Delivery pipe	1	1	1	1	1	1	1	1	1	1	1	1	1
18	400.80.014	进气管 (II)	Inlet pipe (II)	1	1	1	1	1	1	1	1	1	1	1	1	1
19	400.80.105	连接板	Connect board	2	2	2	2	2	2	2	2	2	2	2	2	2

续. 气刹装置总成

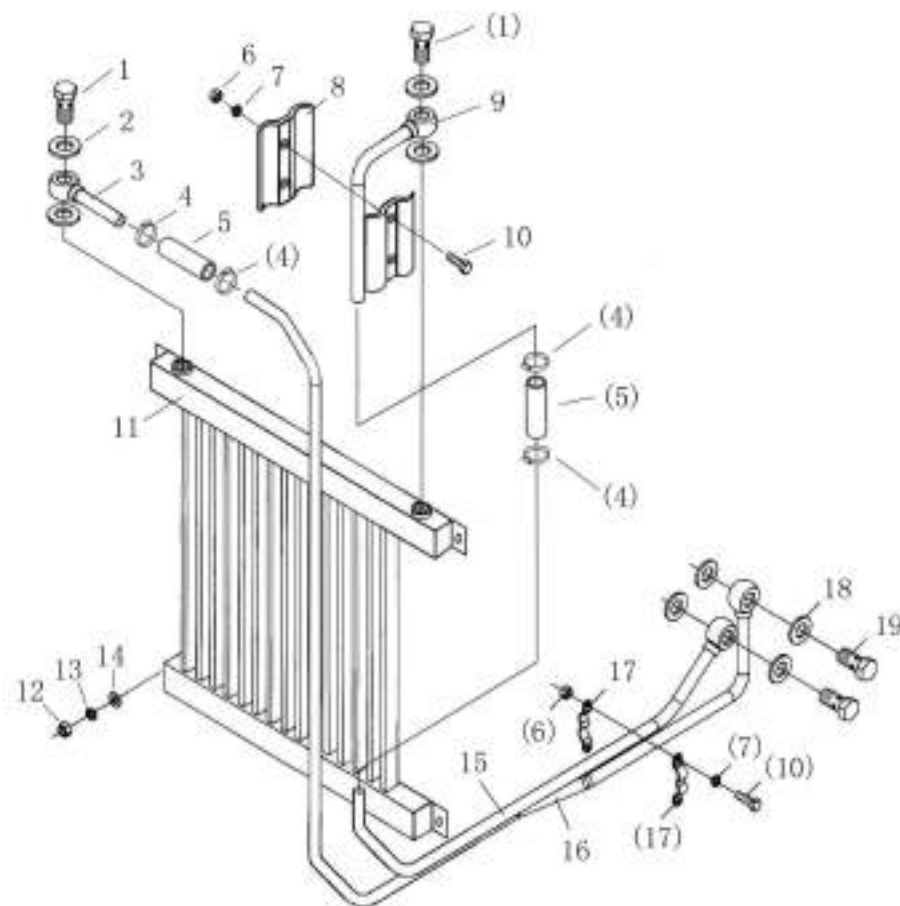
Cont. Air Brake Device

序号 Ser.No.	代号 Part No.	名称	Name	数量 Qty.											
				400	404	450	454	500	504	550	554	600	604	650	654
20	GB/T5783	螺栓M8×20	Bolt M8×20	4	4	4	4	4	4	4	4	4	4	4	4
21	400.80.106	贮气筒支承板	Support board	1	1	1	1	1	1	1	1	1	1	1	1
22	400.80.015	包箍	Hoop	2	2	2	2	2	2	2	2	2	2	2	2
23	400.80.016	贮气筒	Store air canister	1	1	1	1	1	1	1	1	1	1	1	1

(b)495BT/498BT

(c)SL4100BT/SL4105BT

(d)YTR4105T56



冷却系总成 II  
Cooling System Assembly II

## 冷却系总成II

### Cooling System II

序号 Ser.No.	代号 Part No.	名称	Name	数量 Qty.											
				400	404	450	454	500	504	550	554	600	604	650	654
1	700.13.130	空心螺栓	Hollow bolt					2(b)	2(b)	2	2	2	2	2	2
2		复合垫圈22	Complound washer D22					4(b)	4(b)	4	4	4	4	4	4
3	YTR4105T.015	机油冷却器进油焊合件II	Oil inlet pipe assembly for oil cooler II					1(b)	1(b)	1	1	1	1	1	1
4	ZBJ15001	喉箍25-38	Clamp D25-38					4(b)	4(b)	4	4	4	4	4	4
5	YTR4105T.101	夹布输油胶管	Oil supply hose					2(b)	2(b)	2	2	2	2	2	2
6	GB/T 6170	螺母M6	Nut M6					4(b)	4(b)	4	4	4	4	4	4
7	GB/T 93	垫圈6	Wsher 6					4(b)	4(b)	4	4	4	4	4	4
8	YTR4105T.017	油管夹与胶垫胶合	Pipe clamp and ruller cushion					2(b)	2(b)	2	2	2	2	2	2
9	YTR4105T.016	机油冷却器出油焊合件II	Oil outot pipe assembly for oil cooler II					1(b)	1(b)	1	1	1	1	1	1
10	GB/T 5783	螺栓M6×20	Bolt M6×20					4(b)	4(b)	4	4	4	4	4	4
11	SL4105BT.040	机油冷却器总成	Oil cooler assembly					1(b)	1(b)	1	1	1	1	1	1
12	GB/T 6170	螺母M10	Nut M10					4(b)	4(b)	4	4	4	4	4	4
13	GB/T 93	垫圈10	Washer 10					4(b)	4(b)	4	4	4	4	4	4
14	GB/T 97.1	垫圈10	Washer 10					4(b)	4(b)	4	4	4	4	4	4
15	YTR4105T.014	机油冷却器出油焊合件I	Oil outot pipe assembly for oil cooler I							1(a)	1(a)	1(a)	1(a)	1	1
	SL4105BT.011-4	机油冷却器出油焊合件I	Oil outot pipe assembly for oil cooler I					1(b)	1(b)	1(b)	1(b)	1(b)	1(b)		
16	YTR4105T.013	机油冷却器进油焊合件I	Oil inlet pipe assembly for oil cooler I							1(a)	1(a)	1(a)	1(a)	1	1
	SL4105BT.012-4	机油冷却器进油焊合件I	Oil inlet pipe assembly for oil cooler I					1(b)	1(b)	1(b)	1(b)	1(b)	1(b)		
17	700.13.123	油管卡	Oil pipe Keeper					2(b)	2(b)	2	2	2	2	2	2
18		复合垫圈18	Complound washer D18					4(b)	4(b)	4	4	4	4	4	4
19	SL4105BT.104	空心螺栓	Hollow bolt					2(b)	2(b)	2	2	2	2	2	2

a:YTR4105T b:SL4100BT/SL4105BT

**黄海金马-40~65 系列轮式拖拉机零件图册**

**HHJM 40~65 SERIES WHEELED TRACTOR PARTS CATALOGUE**

**黄海金马-400/404/450/454/500/504/550/554/600/604/650/654 型**

**HHJM - 400/404/450/454/500/504/550/554/600/604/650/654 MODEL**

**技术部 主编**

**Technology Department Editor-in-chief**

**马恒达悦达(盐城)拖拉机有限公司**

**Mahindra Yueda(Yancheng) Tractor Co., Ltd.**

**\* \* \***


**开本: 787×1092 1/16 编号: Z02-03-001**

**PAPER SIZE: 787×1092 1/16 CODE: Z02-03-001**

**2010 年第 2 版 2011 年 1 月第 1 次印刷**

**2010 SECOND EDITION JANUARY, 2011 1st PRINTING**





马恒达悦达(盐城)拖拉机有限公司  
Mahindra Yueda (Yancheng) Tractor Co., Ltd.

地址: 江苏省盐城经济开发区嫩江路9号

Address: No.9 Nengjiang Road, Yancheng economic  
development zone, Jiangsu province.

电话 Tel: (0515) 88260118 (总机 Telephone exchange) 88231352

传真 Fax: (0515) 88231121 邮编 Zip code: 224002

Http://www.jm-tractor.com

E-mail: tractor@yantuo.cn  
jsb@yantuo.cn