



PARTS CATALOG

DONG FENG TRACTOR

★ DF504G3



CHANGZHOU DONGFENG AGRICULTURAL MACHINERY GROUP CO., LTD.

目录 CONTENT

| | | |
|-------|---|----|
| 1 | 空滤器总成 Air filter | 1 |
| 2 | 散热器总成 Radiator..... | 3 |
| 3.A | 油门操纵机构总成 Throttle Control Mechanism..... | 5 |
| 3.B | 油门操纵机构总成 Throttle Control Mechanism..... | 8 |
| 4.1 | 离合器总成 Clutch (A) | 11 |
| 4.2 | 离合器总成 Clutch (B) | 14 |
| 5 | 消声器总成 Muffler | 16 |
| 6.A.1 | 梭形挡总成 (A) Shuttle gear (A)..... | 18 |
| 6.A.2 | 梭形挡总成 (B) Shuttle gear (B)..... | 21 |
| 6.B.1 | 梭形挡、爬行挡总成 (A) Shuttle gear, Creep gear(A) | 24 |
| 6.B.2 | 梭形挡、爬行挡总成 (B) Shuttle gear, Creep gear(B)..... | 28 |
| 7 | 机架总成 Frame | 32 |
| 8.1 | 前驱动桥总成 (左边减速) Front Drive Axle(Left Side-Slowdown) | 34 |
| 8.2 | 前驱动桥总成 (中) Front Drive Axles(Middle) | 38 |
| 8.3 | 前驱动桥总成 (右边减速) Front Drive Axle(Right Side-Slowdown)..... | 41 |
| 8.4 | 前驱动桥总成 (504G3.31.012 部件) Front Drive Wheel Axle(504G3.31.012 Assembly)..... | 45 |
| 8.5 | 前驱动桥总成 (504G3.31.016 部件) Front Drive Axle(504G3.31.016 Assembly) | 47 |

| | | |
|--------|---|----|
| 9 | 前驱动轮总成 Front Drive Wheel..... | 49 |
| 10 | 驱动轮总成 Drive Wheel..... | 51 |
| 11.A | 摆杆式牵引装置总成 Tractor Drawbar | 53 |
| 11.B | 牵引装置总成（旋转式） Clevis type | 55 |
| 12 | 传动轴总成 Transmission Shaft | 57 |
| 13.1 | 变速箱总成（A） Gearbox(A)..... | 59 |
| 13.2 | 变速箱总成（B） Gearbox(B)..... | 62 |
| 14.1 | 后桥总成（A） Rear Axle(A) | 66 |
| 14.2 | 后桥总成（B） Rear Axle(B) | 69 |
| 14.3 | 差速锁总成 Differential Lock | 71 |
| 15 | 最终传动总成 Final Transmission..... | 73 |
| 16.1 | 液压转向系统总成 Full Hydraulic Power Steering Gear | 76 |
| 16.2.A | 转向总成 Steering System | 79 |
| 16.2.B | 转向总成 Steering System | 81 |
| 17 | 后置动力输出总成 PTO | 84 |
| 18 | 制动器及操纵机构总成 Disc Brake and Operation Mechanism | 88 |
| 19 | 座椅总成 Seat..... | 91 |
| 20.1.1 | 驾驶室内饰总成 Cab Assembly trim | 93 |
| 20.1.2 | 驾驶室支撑 Backstops of Cab Assembly | 95 |
| 20.1.3 | 驾驶室总成 Cab Assembly | 97 |

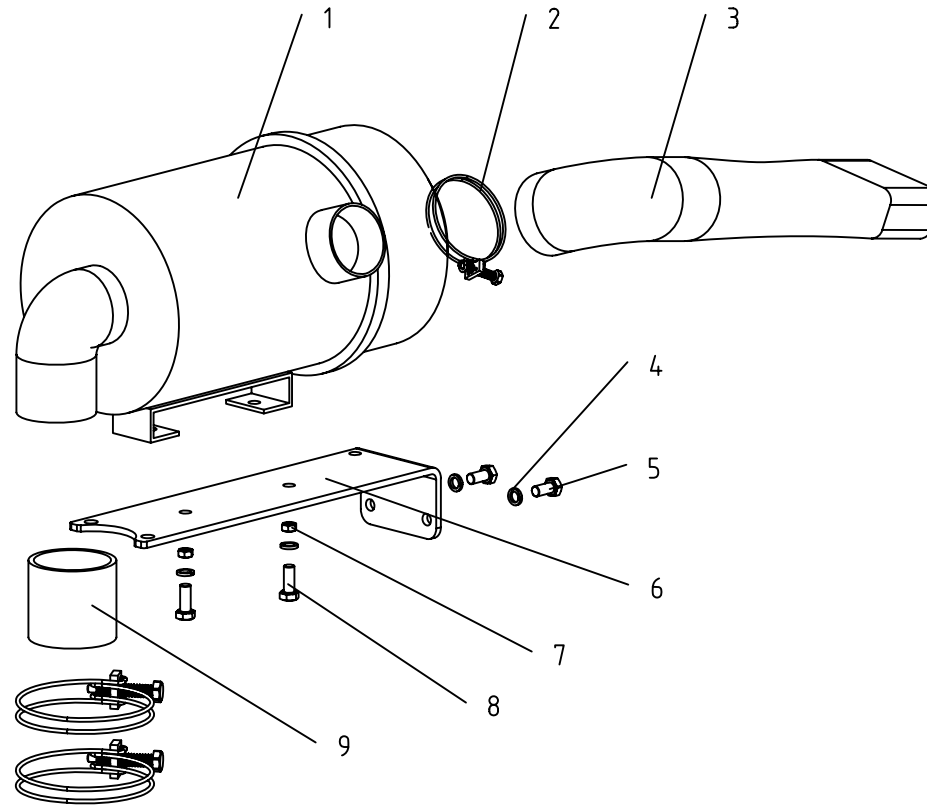
| | | |
|--------|--|-----|
| 20.1.4 | 驾驶室门合件 The door | 100 |
| 20.2 | 遮阳蓬总成 Sunshade(Optional) | 103 |
| 21 | 安全架总成 Safety Frame | 105 |
| 22.1 | 机罩仪表罩总成 (A) Hood and Panel (A)..... | 107 |
| 22.2 | 机罩仪表罩总成 (B) Hood and Panel (B) | 110 |
| 23.A.1 | 电气系统总成 Electrical System | 113 |
| 23.A.2 | 驾驶室电气系统总成 CAB Electrical System..... | 116 |
| 23.B | 电气系统总成 Electrical System | 118 |
| 24 | 工具箱总成 Toolbox..... | 121 |
| 25 | 燃油箱总成 Fuel Tank..... | 123 |
| 26.1 | 地板挡泥板总成 (A) Foot Mud Shields Rest(A) | 126 |
| 26.2 | 地板挡泥板总成 (B) Foot Mud Shields Rest(B)..... | 129 |
| 27.1 | 提升器总成 (A) Hydraulic Power Lift (A) | 132 |
| 27.2 | 提升器总成 (B) Hydraulic Power Lift (B) | 135 |
| 27.3 | 提升器总成 (C) Hydraulic Power Lift (C) | 137 |
| 27.4 | 提升器总成 (D) Hydraulic Power Lift (D)..... | 139 |
| 28.1 | 悬挂装置总成 Suspension Mechanism | 143 |
| 28.2 | 右下拉杆总成 Lower Right Rod Assembly | 146 |
| 28.3 | 左下拉杆总成 Lower Left Rod Assembly | 148 |
| 29 | 液压提升系统总成 Hydraulic Lifting Pipeline Assembly | 150 |

| | | |
|---------------|---|-----|
| 30 | 前配重总成 Front Balance Weight | 154 |
| ENGINE | | |
| 31 | 气缸盖罩总成 Cylinder Head Cover Assembly(Fig.1) | 156 |
| 32 | 气缸盖总成 Cylinder Head Assembly(Fig.2) | 158 |
| 33 | 机体、齿轮室总成 Cylinder Block and Gear Case Assembly(Fig.3) | 161 |
| 34 | 正时齿轮系总成 Timing Gear Train(Fig.4)..... | 166 |
| 35 | 活塞、连杆总成 Piston and Connecting Rod Assembly(Fig.5) | 168 |
| 36 | 曲轴、飞轮总成 Crankshaft and Flywheel Assembly(Fig.6) | 170 |
| 37 | 配气机构 Valve Timing Mechanism(Fig.7) | 172 |
| 38 | 水泵、风扇总成 Water Pump and Fan Assembly(Fig.8)..... | 175 |
| 39 | 油底壳总成 Oil Sump Assembly (Fig.9)..... | 178 |
| 40 | 机油泵总成 Lubricating Oil Pump Assembly (Fig.10) | 180 |
| 41 | 燃油系统总成 Fuel System (Fig.11) | 182 |
| 42 | 机油集滤器总成 Oil Suction Strainer Assembly (Fig.12) | 185 |
| 43 | 张紧轮部件 Tension pulley assembly (Fig.13) | 187 |
| 44 | 机滤、发电机、起动电机 Oil Filter/Air Filter/Generator/Starting Motor/Silencer(Fig.14) | 189 |
| 45 | 呼吸器总成 Breather Assembly (Fig.15)..... | 191 |

1 空滤器总成

Air Filter

504G3-E. 10. 001-1



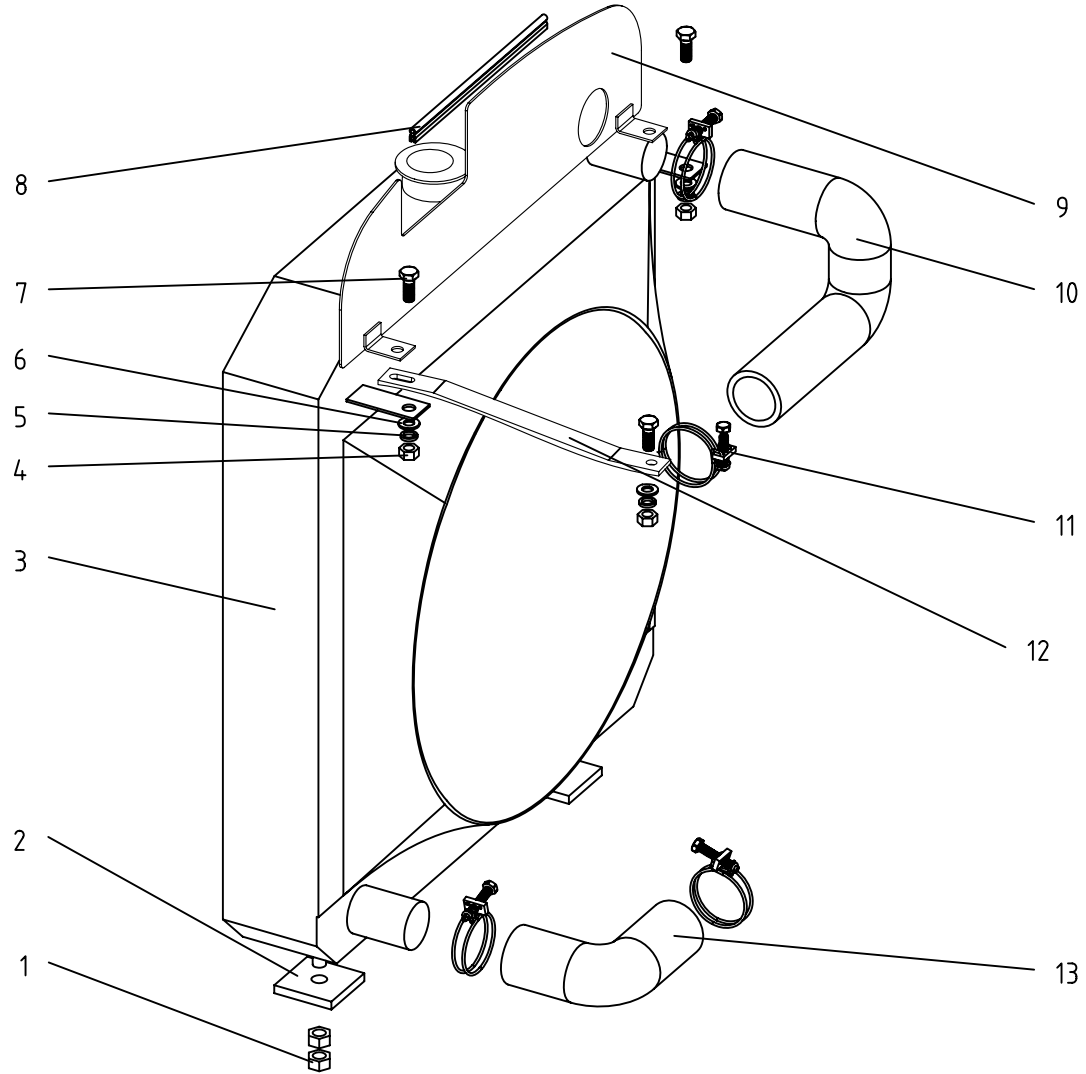
1 空滤器总成 Air Filter

| Ser.No. | Part No. | 名称及规格 | Name & Specifications | Quantity | Remarks |
|---------|-----------------------|------------|-----------------------|----------|---------|
| 1 | 504G3-E.10.011 | 空气滤清器 | Air filter | 1 | |
| 2 | JB/T8870-1999-(51-70) | 喉箍 (51-70) | Clip (51-70) | 3 | |
| 3 | 504G3-E.10.101 | 空滤器进气管 | air duct | 1 | |
| 4 | GB/T93-1987-8 | 垫圈 8 | Spring lock washer 8 | 2 | |
| 5 | GB/T5783-2000-M8×16 | 螺栓 M8×16 | Hex. head bolt M8×16 | 2 | |
| 6 | 504G3-E.10.102 | 空滤器安装板 | Air filter bracket | 1 | |
| 7 | GB/T6170-2000-M8 | 螺母 M8 | Hex. nut M8 | 2 | |
| 8 | GB/T5783-2000-M8×20 | 螺栓 M8×20 | Hex. head bolt M8×20 | 2 | |
| 9 | 504G3.10A.102 | 出气管 | Air rubber pipe | 1 | |

2 散热器总成

Radiator

504G3-E. 13. 001

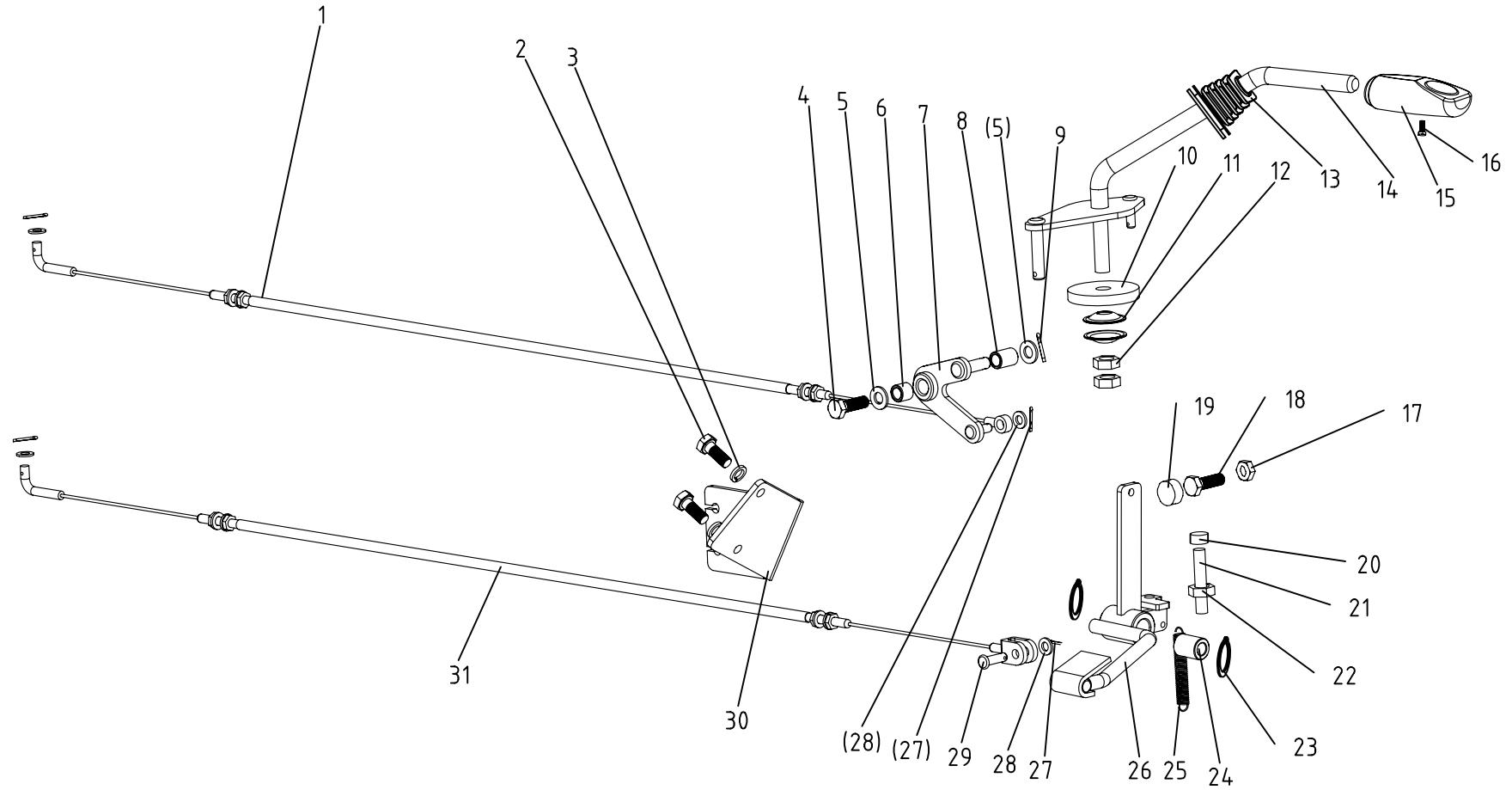


2 散热器总成 Radiator

| Ser.No. | Part No. | 名称及规格 | Name & Specifications | Quantity | Remarks |
|---------|--------------------------|---------------|-----------------------|----------|---------|
| 1 | GB/T6170-2000-M10 | 螺母 M10 | Hex. nut M10 | 4 | |
| 2 | 504G3.13.104 | 橡胶垫 | Rubber pad | 2 | |
| 3 | 504G3.13.011A | 散热器部件 | Radiator | 1 | |
| 4 | GB/T6170-2000-M8 | 螺母 M8 | Hex. nut M8 | 3 | |
| 5 | GB/T93-1987-8 | 垫圈 8 | Spring lock washer 8 | 3 | |
| 6 | GB/T97.1-2002-8 | 垫圈 8 | Plain washer 8 | 2 | |
| 7 | GB/T5783-2000-M8×20 | 螺栓 M8×20 | Hex.head bolt M8×20 | 3 | |
| 8 | 550-1.51.101 | 密封条 | Stamping steel ribbon | 1 | |
| 9 | 504G3-E.13.011 | 上挡板焊合件 | thermal baffle | 1 | |
| 10 | 484.13.101 | 上输水管 | Upper water hose | 1 | |
| 11 | JB/T8870-1999-d60(40-60) | 喉箍 d60(40-60) | Clip d60(40-60) | 4 | |
| 12 | 504G3-E.13.101 | 水箱撑杆 | Pull rod, radiator | 1 | |
| 13 | 504G3.13.102 | 下输水管 | Lower water hose | 1 | |

3. A 油门操纵机构总成 Throttle Control Mechanism

504G3-E. 20. 001



3. A 油门操纵总成 Throttle Control Mechanism

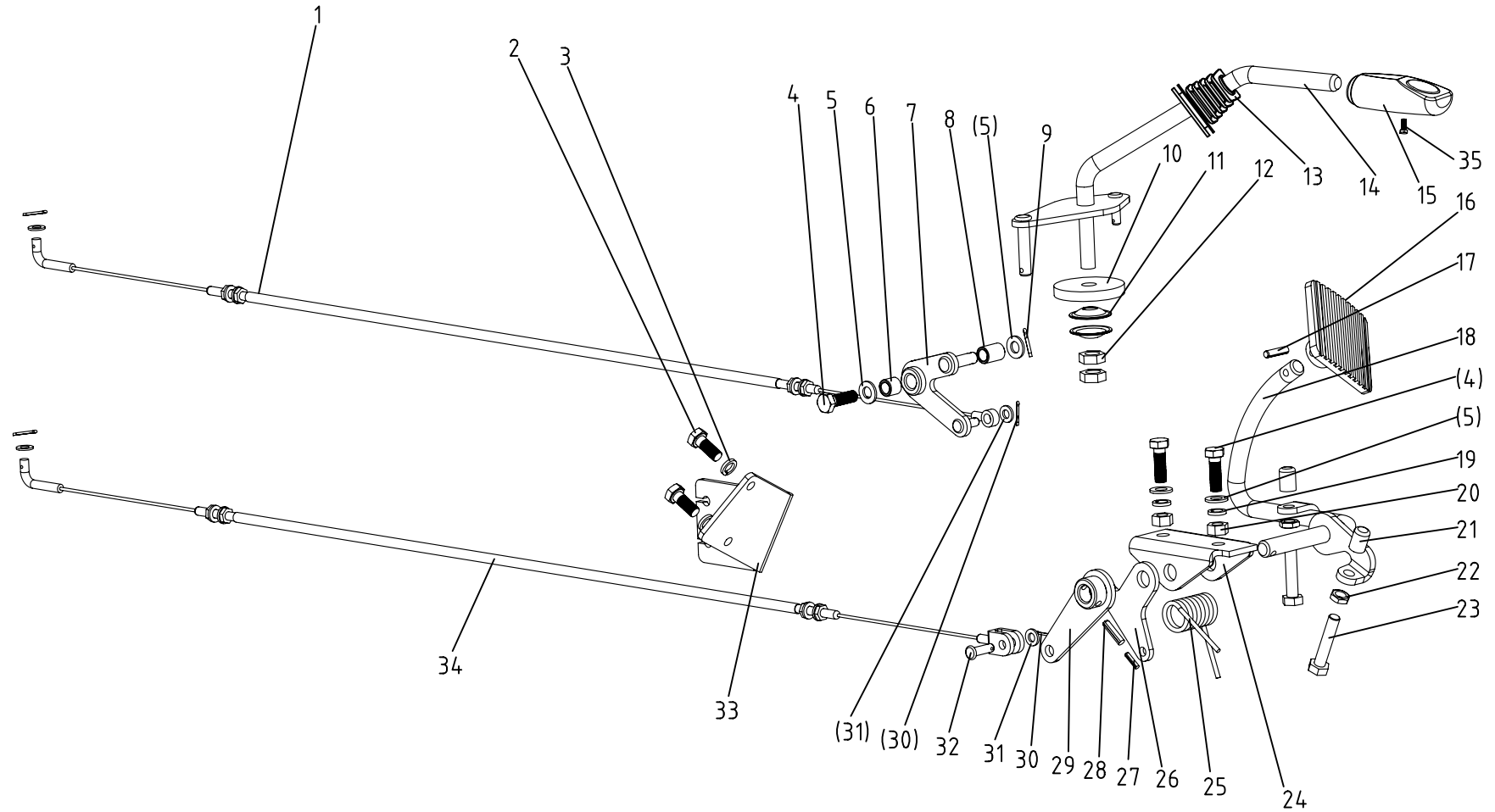
| Ser.No. | Part No. | 名称及规格 | Name & Specifications | Quantity | Remarks |
|---------|-----------------------|----------------|-------------------------------|----------|---------|
| 1 | 504G3.20.014 | 手油门拉线组合件 | Hand throttle wire | 1 | |
| 2 | GB/T5783-2000-M6×20 | 螺栓 M6×20 | Hex. head bolt M8×20 | 2 | |
| 3 | GB/T93-1987-6 | 垫圈 6 | Spring lock washer 6 | 2 | |
| 4 | GB/T5781-2000-M8×25 | 螺栓 M8×25 | Hex. head bolt M8×25 | 1 | |
| 5 | GB/T97.1-2002-8 | 垫圈 8 | Plain washer 8 | 2 | |
| 6 | 504G3.20.104 | 垫套 | Bush | 1 | |
| 7 | 504G3.20.021 | 连接板焊合件 | Connect board | 1 | |
| 8 | 504G3.20.115 | 转套 | Thimble | 1 | |
| 9 | GB/T91-2000-2×14 | 销 2×14 | Split pin 2×14 | 1 | |
| 10 | 504G3.20.102 | 摩擦片 | Friction lining | 1 | |
| 11 | 504G3.20.105 | 碟形垫片 | Acetabuliform mat | 2 | |
| 12 | GB/T6170-2000-M12 | 螺母 M12 | Hex. nut M12 | 2 | |
| 13 | 504G3.20.101 | 橡胶套 | Rubber boot | 1 | |
| 14 | 504G3.20.012 | 手油门操纵杆焊合件 | Operating lever,Hand throttle | 1 | |
| 15 | 504G3.20.011-1 | 手柄组合件 | Handle | 1 | |
| 16 | GB/T845-1985-ST4.2×13 | 自攻螺钉 ST4. 2×13 | Bolt ST4.2×13 | 1 | |
| 17 | GB/T6170-2000-M10 | 螺母 M10 | Hex. nut M10 | 1 | |
| 18 | GB/T5781-2000-M10×55 | 螺栓 M10×55 | Hex. head bolt M10×55 | 1 | |
| 19 | 504G3.21.103 | 橡胶垫 | Rubber blanket | 1 | |
| 20 | 550.20.120-1 | 橡胶帽 | Rubber knot | 1 | |
| 21 | 504G3-E.20.101 | 限位螺杆 | | 1 | |
| 22 | GB/T6170-2000-M8 | 螺母 M8 | Hex. nut M8 | 1 | |
| 23 | GB/T894.1-1986-15 | 挡圈 15 | Circlip for shaft 15 | 1 | |
| 24 | 254G3.40.134 | 衬套 | Bushing | 1 | |
| 25 | 504G3-3.20.101-1 | 回位弹簧 | Return spring | 1 | |

3.A 油门操纵总成 Throttle Control Mechanism

续表

| Ser.No. | Part No. | 名称及规格 | Name & Specifications | Quantity | Remarks |
|---------|--------------------|----------|----------------------------|----------|--------------------------|
| 26 | 504G3-E.20.011-1 | 脚油门踏板焊合件 | Foot throttle lever | 1 | |
| 27 | GB/T91-2000-1.6×12 | 销 1.6×12 | Split pin 1.6×12 | 5 | |
| 28 | GB/T97.1-2002-6 | 垫圈 6 | Plain washer 6 | 4 | |
| 29 | GB/T882-1986-B6×20 | 销轴 B6×20 | Clevis pin with head B6×20 | 1 | |
| 30 | 504G3.20.103 | 支撑板 | Support board | 1 | For outboard air cleaner |
| 31 | 504G3.20.015 | 脚油门拉线组合件 | Foot throttle wire | 1 | |

3. B 油门操纵机构总成
Throttle Control Mechanism
504G3. 20. 001



3.B 油门操纵总成 Throttle Control Mechanism

| Ser.No. | Part No. | 名称及规格 | Name & Specifications | Quantity | Remarks |
|---------|---------------------|-----------|-------------------------------|----------|---------|
| 1 | 504G3.20.014 | 手油门拉线组合件 | Hand throttle wire | 1 | |
| 2 | GB/T5783-2000-M6×20 | 螺栓 M6×20 | Hex. head bolt M8×20 | 2 | |
| 3 | GB/T93-1987-8 | 垫圈 8 | Spring lock washer 8 | 2 | |
| 4 | GB/T5783-2000-8×25 | 螺栓 M8×25 | Hex. head bolt M8×25 | 3 | |
| 5 | GB/T97.1-2002-8 | 垫圈 8 | Plain washer 8 | 4 | |
| 6 | 504G3.20.104 | 垫套 | Bush | 1 | |
| 7 | 504G3.20.021 | 连接板焊合件 | Connect board | 1 | |
| 8 | 504G3.20.115 | 转套 | Thimble | 1 | |
| 9 | GB/T91-2000-2×14 | 销 2×14 | Split pin 2×14 | 1 | |
| 10 | 504G3.20.102 | 摩擦片 | Friction lining | 1 | |
| 11 | 504G3.20.105 | 碟形垫片 | Acetabuliform mat | 2 | |
| 12 | GB/T6170-2000-M12 | 螺母 M12 | Hex. nut M12 | 2 | |
| 13 | 504G3.20.101 | 橡胶套 | Rubber boot | 1 | |
| 14 | 504G3.20.012 | 手油门操纵杆焊合件 | Operating lever,Hand throttle | 1 | |
| 15 | 504G3.20.011-1 | 手柄组合件 | Handle | 1 | |
| 16 | 550.20.104-1 | 油门踏板 | Foot throttle pedal | 1 | |
| 17 | GB/T879.4-2000-5×20 | 销 5×20 | Parallel pin 5×20 | 1 | |
| 18 | 550.20.021-1 | 脚油门踏杆焊合件 | Foot throttle lever | 1 | |
| 19 | GB/T93-1987-6 | 垫圈 6 | Spring lock washer 6 | 2 | |
| 20 | GB/T6170-2000-M8 | 螺母 M8 | Hex. nut M8 | 2 | |
| 21 | 550.20.120-1 | 橡胶帽 | Rubber knot | 2 | |
| 22 | GB/T6172-2000-M8 | 螺母 M8 | Hex. nut M8 | 2 | |
| 23 | GB/T5781-2000-M8×40 | 螺栓 M8×40 | Hex. head bolt M8×40 | 2 | |
| 24 | 550.20.121-1 | 油门支架 | Throttle bracket | 1 | |
| 25 | 550.20.122-1 | 扭簧 | Twist spring | 1 | |

3.B 油门操纵总成 Throttle Control Mechanism

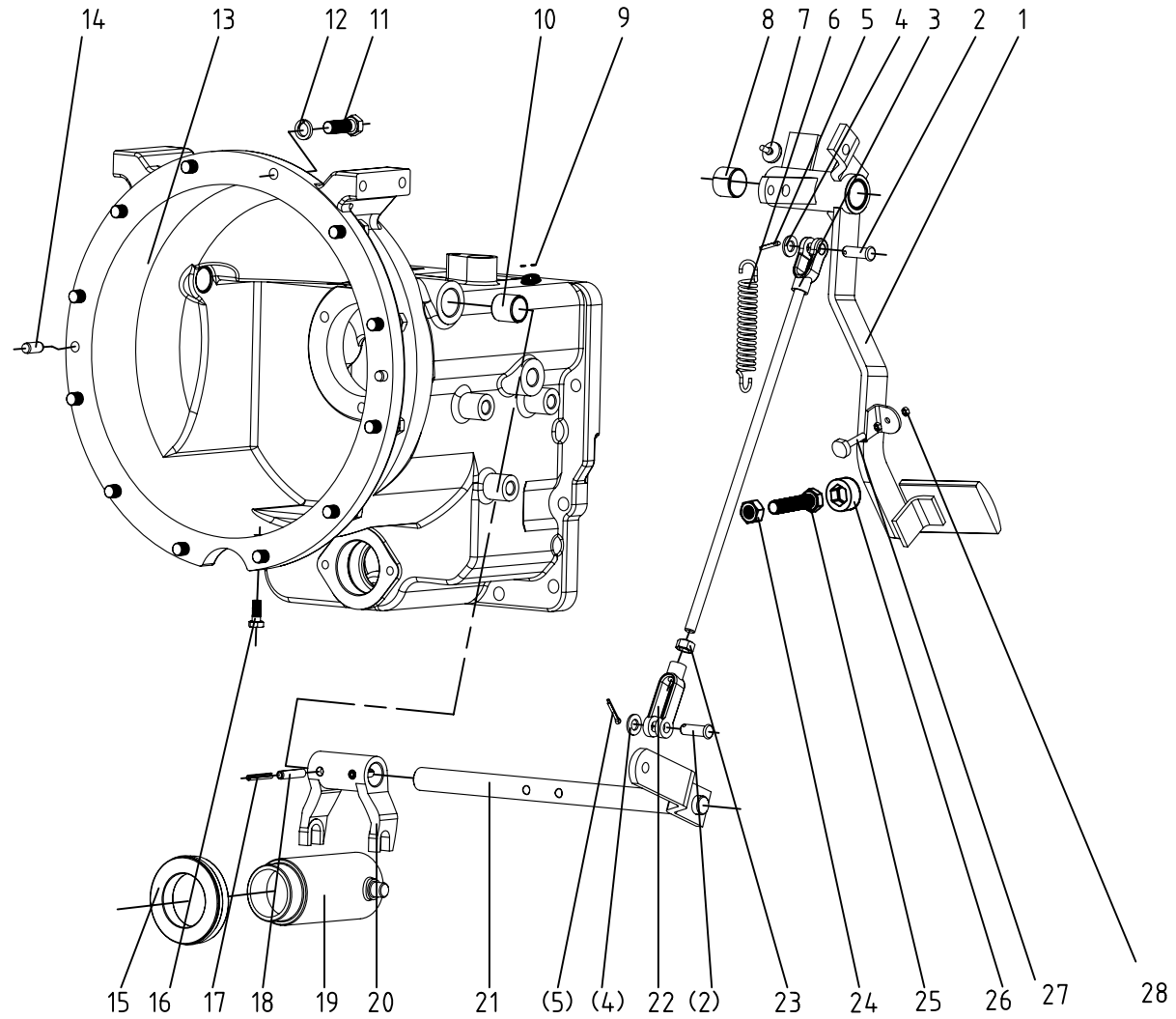
续表

| Ser.No. | Part No. | 名称及规格 | Name & Specifications | Quantity | Remarks |
|---------|-----------------------|---------------|----------------------------|----------|--------------------------|
| 26 | 550.20.123-1 | 手油门摇臂 | Rocker,Hand throttle | 1 | |
| 27 | GB/T879.1-2000-4×22 | 销 4×22 | Parallel pin 4×22 | 1 | |
| 28 | GB/T879.1-2000-6×22 | 销 6×22 | Parallel pin 6×22 | 1 | |
| 29 | 550.20.015-1 | 摇臂焊合件 | Rocker | 1 | |
| 30 | GB/T91-2000-1.6×12 | 销 1.6×12 | Split pin 1.6×12 | 5 | |
| 31 | GB/T97.1-2002-6 | 垫圈 6 | Plain washer 6 | 4 | |
| 32 | GB/T882-1986-B6×20 | 销轴 B6×20 | Clevis pin with head B6×20 | 1 | |
| 33 | 504G3.20.103 | 支撑板 | Support board | 1 | For outboard air cleaner |
| 34 | 504G3.20.015 | 脚油门拉线组合件 | Foot throttle wire | 1 | |
| 35 | GB/T845-1985-ST4.2×13 | 自攻螺钉 ST4.2×13 | Bolt ST4.2×13 | 1 | |

4.1 离合器总成 (A)

Clutch (A)

504G3-3. 21. 001



4.1 离合器总成 (A) Clutch (A)

| Ser.No. | Part No. | 名称及规格 | Name & Specifications | Quantity | Remarks |
|---------|-----------------------|-----------|----------------------------|----------|---------|
| 1 | 504G3-3.21.021 | 离合器踏杆焊合件 | Clutch pedal | 1 | |
| 2 | GB/T882-1986-B10×30 | 销轴 B10×30 | Pin shaft B10×30 | 2 | |
| 3 | 504G3-3.21.014 | 离合器拉杆焊合件 | Release pull-rod | 1 | |
| 4 | GB/T97.1-2002-10 | 垫圈 10 | Plain washer 10 | 2 | |
| 5 | GB/T91-2000-3.2×20 | 销 3.2×20 | Split pin 3.2×20 | 2 | |
| 6 | 504G3.43.103-1 | 回位弹簧 | Return spring | 1 | |
| 7 | 504G3.43.101 | 缓冲垫 | Rubber plug | 1 | |
| 8 | 504G3.43.135 | 衬套 (2520) | Bush (2520) | 2 | |
| 9 | JB-FT-CU-12 | 组合密封垫圈 12 | Combined seal washer 12 | 2 | |
| 10 | 504G3.21.111 | 离合器轴衬套 | Sleeve, clutch shaft | 2 | |
| 11 | GB/T5783-2000-M10×40 | 螺栓 M10×40 | Hex. head bolt M10×40 | 12 | |
| 12 | GB/T93-1987-10 | 垫圈 10 | Spring lock washer 10 | 12 | |
| 13 | 504G3.21.101-1 | 离合器壳体 | Clutch case | 1 | |
| 14 | GB/T119.2-2000-B10×22 | 销 B10×22 | Parallel pin B10×22 | 2 | |
| 15 | 996911K39-5 | 分离轴承 | Release bearing | 1 | |
| 16 | GB/T5783-2000-M8×20 | 螺栓 M8×20 | Hex. head bolt M8×20 | 1 | |
| 17 | GB/T879-2000-5×35 | 销 5×35 | Slotted spring pin 5×35 | 2 | |
| 18 | GB/T879-2000-8×35 | 销 8×35 | Slotted spring pin 8×35 | 2 | |
| 19 | 504G3.21.102 | 分离轴承座 | Release bearing seat | 1 | |
| 20 | 304G2.21.104 | 离合器拨叉 | Release fork | 1 | |
| 21 | 504G3-3.21.013 | 分离轴焊合件 | Release shaft, clutch | 1 | |
| 22 | 300.21A.148 | 拉杆叉头 | Rod clevis | 1 | |
| 23 | GB/T6171-2000-M10×1 | 螺母 M10×1 | Fine thread hex. nut M10×1 | 1 | |
| 24 | GB/T6170-2000-M10 | 螺母 M10 | Hex. nut M10 | 1 | |
| 25 | GB/T5783-2000-M10×45 | 螺栓 M10×45 | Hex. head bolt M10×45 | 1 | |

4.1 离合器总成 (A) Clutch (A)

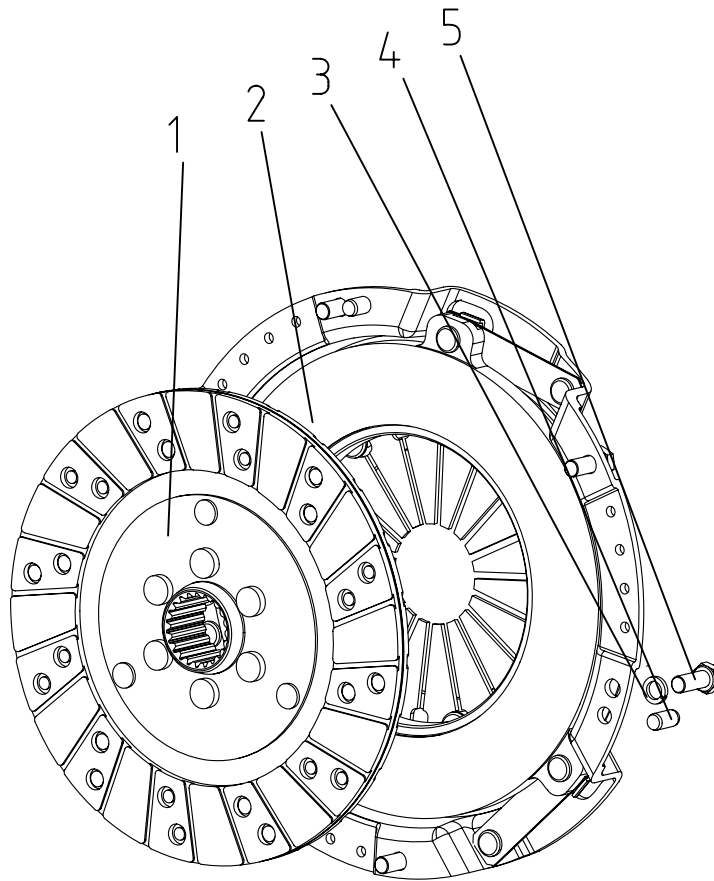
续表

| Ser.No. | Part No. | 名称及规格 | Name & Specifications | Quantity | Remarks |
|---------|------------------|-------|-----------------------|----------|---------|
| 26 | 504G3.21.103 | 橡胶垫 | Rubber plug | 1 | |
| 27 | 300.21C.133 | 调整螺栓 | Adjust bolt | 1 | |
| 28 | GB/T6170-2000-M6 | 螺母 M6 | Hex. nut M6 | 2 | |

4.2 离合器总成 (B)

Clutch (B)

504G3-3. 21. 001



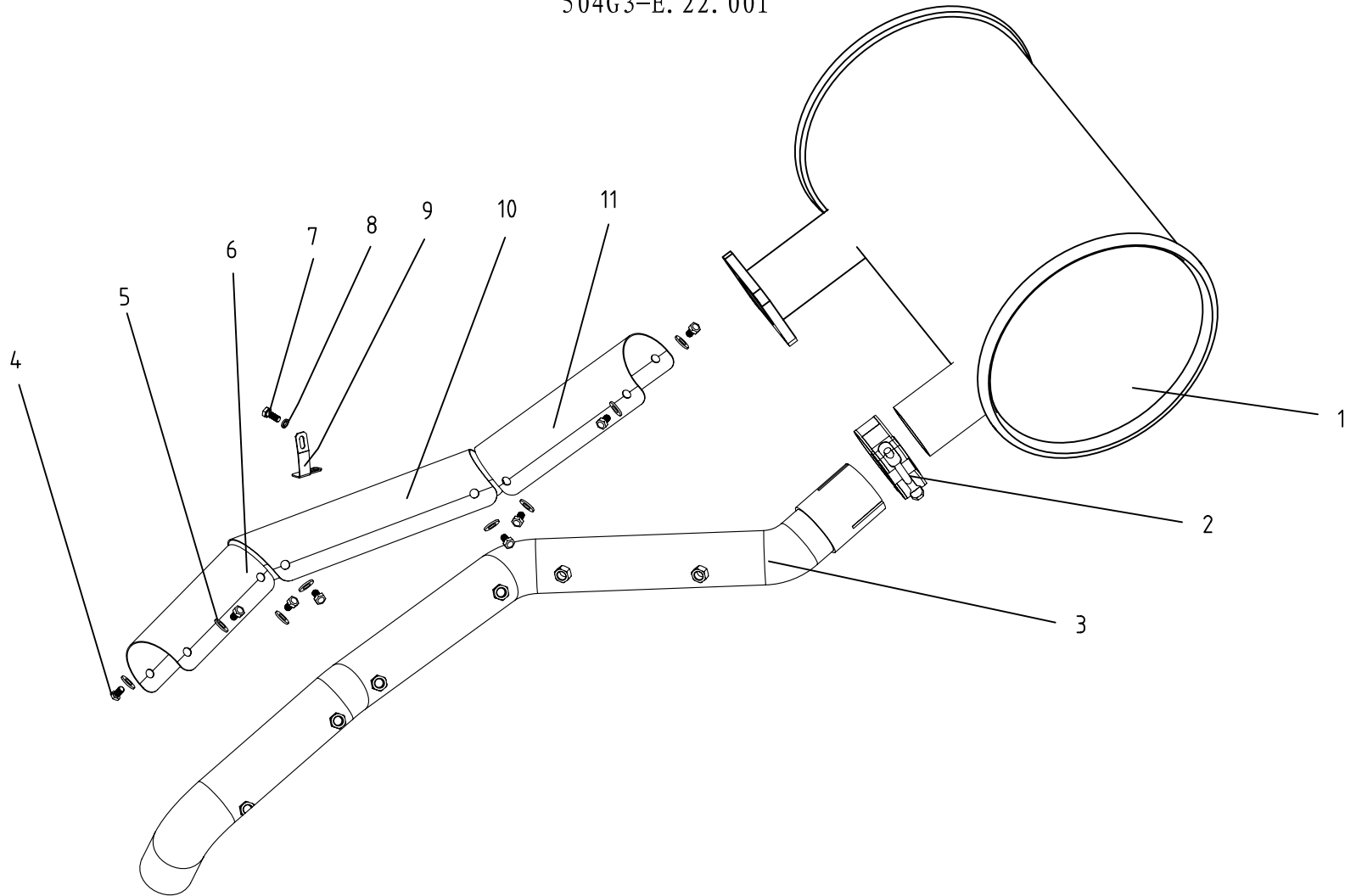
4.2 离合器总成 (B) Clutch (B)

| Ser.No. | Part No. | 名称及规格 | Name & Specifications | Quantity | Remarks |
|---------|----------------------|-----------|-------------------------------|----------|---------|
| 1 | 504G3.21.012 | 离合器从动盘总成 | Driven plate | 1 | |
| 2 | XL138Y-Z (P2) | 离合器压盘及盖总成 | Pressure plate & Clutch cover | 1 | |
| 3 | GB/T119.2-2000-B8×20 | 销 B8×20 | Straight pin B8×20 | 3 | |
| 4 | GB/T93-1987-8 | 垫圈 8 | Spring lock washer 8 | 6 | |
| 5 | GB/T5783-2000-M8×20 | 螺栓 M8×20 | Hex. head bolt M8×20 | 6 | |

5 消声器总成

Muffler

504G3-E. 22. 001



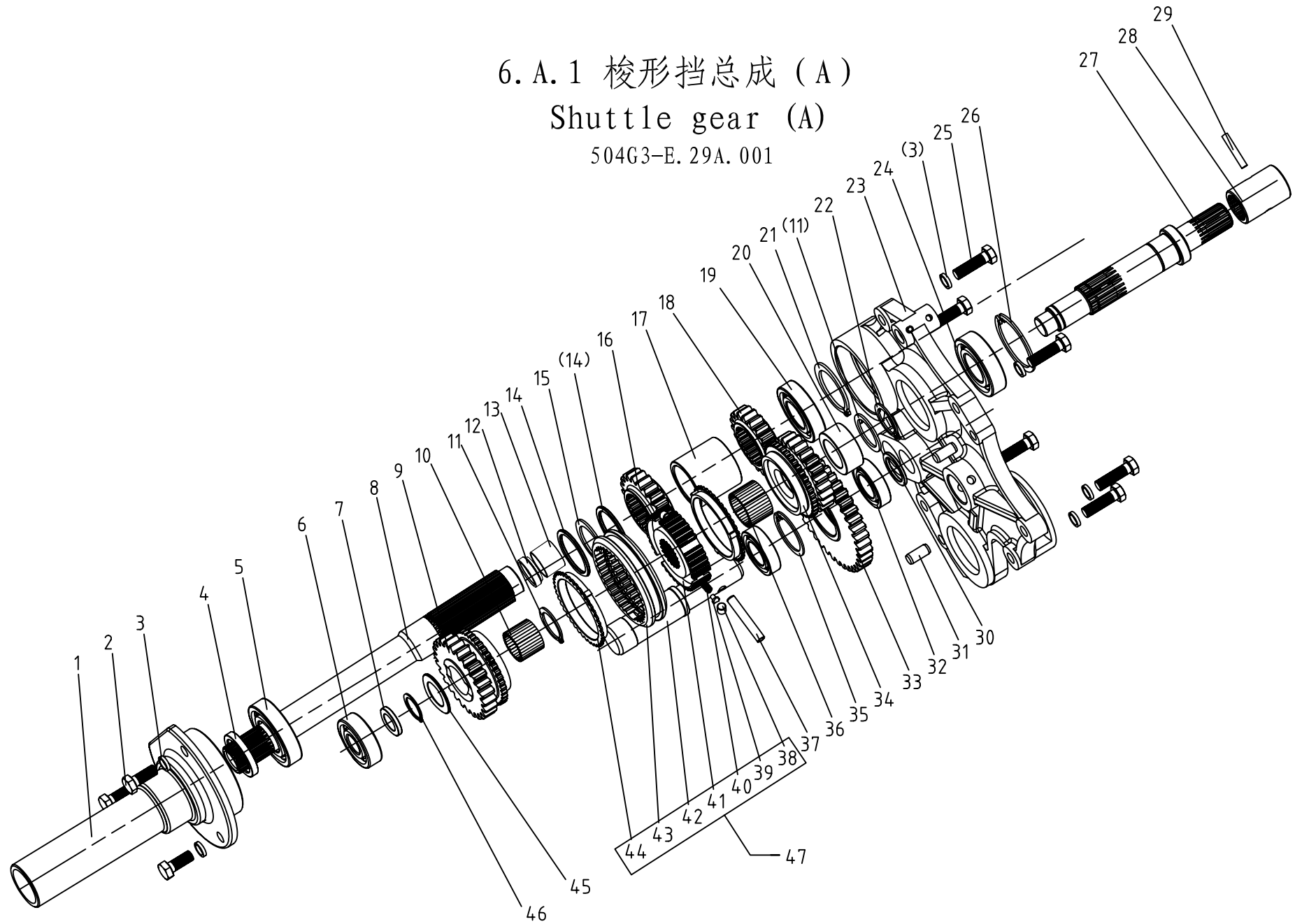
5 消声器总成 Muffler

| Ser.No. | Part No. | 名称及规格 | Name & Specifications | Quantity | Remarks |
|---------|---------------------|----------|-----------------------|----------|---------|
| 1 | 504G3.22.011 | 消声器组合件 | Muffler | 1 | |
| 2 | 504G3.22.012 | 喉箍 52-55 | Clip 52-55 | 1 | |
| 3 | 504G3-E.22.011 | 排气管焊合件 | Exhaust pipe | 1 | |
| 4 | GB/T5783-2000-M8×12 | 螺栓 M8×12 | Flange bolt M8×12 | 11 | |
| 5 | GB/T97.1-2002-8 | 垫圈 8 | Plain washer 8 | 12 | |
| 6 | 504G3.22.102-1 | 保护网罩(一) | Guarding net 1 | 1 | |
| 7 | GB/T5783-2000-M8×16 | 螺栓 M8×16 | Flange bolt M8×16 | 1 | |
| 8 | GB/T93-1987-8 | 垫圈 8 | Spring lock washer 8 | 1 | |
| 9 | 504G3.22.105 | 排气管固定板 | Muffler fixed plate | 1 | |
| 10 | 504G3-E.22.101 | 保护网罩(二) | Guarding net 2 | 1 | |
| 11 | 504G3-E.22.102 | 保护网罩(三) | Guarding net 3 | 1 | |

6. A. 1 梭形挡总成 (A)

Shuttle gear (A)

504G3-E. 29A. 001



6. A. 1 梭行挡总成 (A) Shuttle gear (A)

| Ser.No. | Part No. | 名称及规格 | Name & Specifications | Quantity | Remarks |
|---------|--------------------------|---------------|--------------------------|----------|---------|
| 1 | 504G3.29.101 | 轴承座 | Bearing seat | 1 | |
| 2 | GB/T5783-2000-M10×25 | 螺栓 M10×25 | Hex. head bolt M10×25 | 3 | |
| 3 | GB/T93-1987-10 | 垫圈 10 | Spring lock washer 10 | 9 | |
| 4 | GB/T13871-1992-FB40×55×8 | 密封圈 FB40×55×8 | Oil seal FB40×55×8 | 1 | |
| 5 | GB/T276-1994-6208 | 滚动轴承 6208 | Ball bearing 6208 | 1 | |
| 6 | GB/T283-1994-NJ304E | 滚动轴承 NJ304E | Ball bearing NJ304E | 1 | |
| 7 | 504G3.29.117-1 | 第二轴前隔套 | Spacer | 1 | |
| 8 | 504G3.29.201 | 输入轴 | Input shaft | 1 | |
| 9 | 504G3-E.29.102 | 前进挡被动齿轮 | Driven gear | 1 | |
| 10 | GB/T5846-1986-K25×31×25 | 轴承 K25×31×25 | Needle bearing K25×31×25 | 1 | |
| 11 | 504G3.63.102 | 轴用挡圈30 | Circlip for shaft 30 | 2 | |
| 12 | 450.37.177-1 | 输入轴油封 | Input shaft grease seal | 1 | |
| 13 | 450.37.175 | 铜套 | Copper bush | 1 | |
| 14 | 504G3.29.102 | 第一轴隔圈 | Spacing collar | 2 | |
| 15 | 504G3.29.103 | 挡圈40 | Circlip for shaft 40 | 1 | |
| 16 | 504G3-E.29.101 | 前进挡主动齿轮 | Driving gear | 1 | |
| 17 | 504G3.29.105 | 第一轴隔套 | Spacer | 1 | |
| 18 | 504G3.29.106 | 梭行挡主动齿轮 II | Driving gear II | 1 | |
| 19 | GB/T276-1994-6207 | 滚动轴承 6207 | Ball bearing 6207 | 1 | |
| 20 | 504G3.29.113 | 第二轴后隔套 | Spacer | 1 | |
| 21 | GB/T893.1-1986-72 | 挡圈 72 | Circlip for shaft 72 | 1 | |
| 22 | 504G3.29.108 | 第二轴隔圈 | Spacing collar | 1 | |
| 23 | 504G3.29.107 | 离合器压板 | Clutch pressure plate | 1 | |
| 24 | GB/T276-1994-6206 | 滚动轴承 6206 | Ball bearing 6206 | 1 | |
| 25 | GB/T5783-2000-M10×35 | 螺栓 M10×35 | Hex. head bolt M10×35 | 6 | |

6. A. 1 梭行挡总成 (A) Shuttle gear (A)

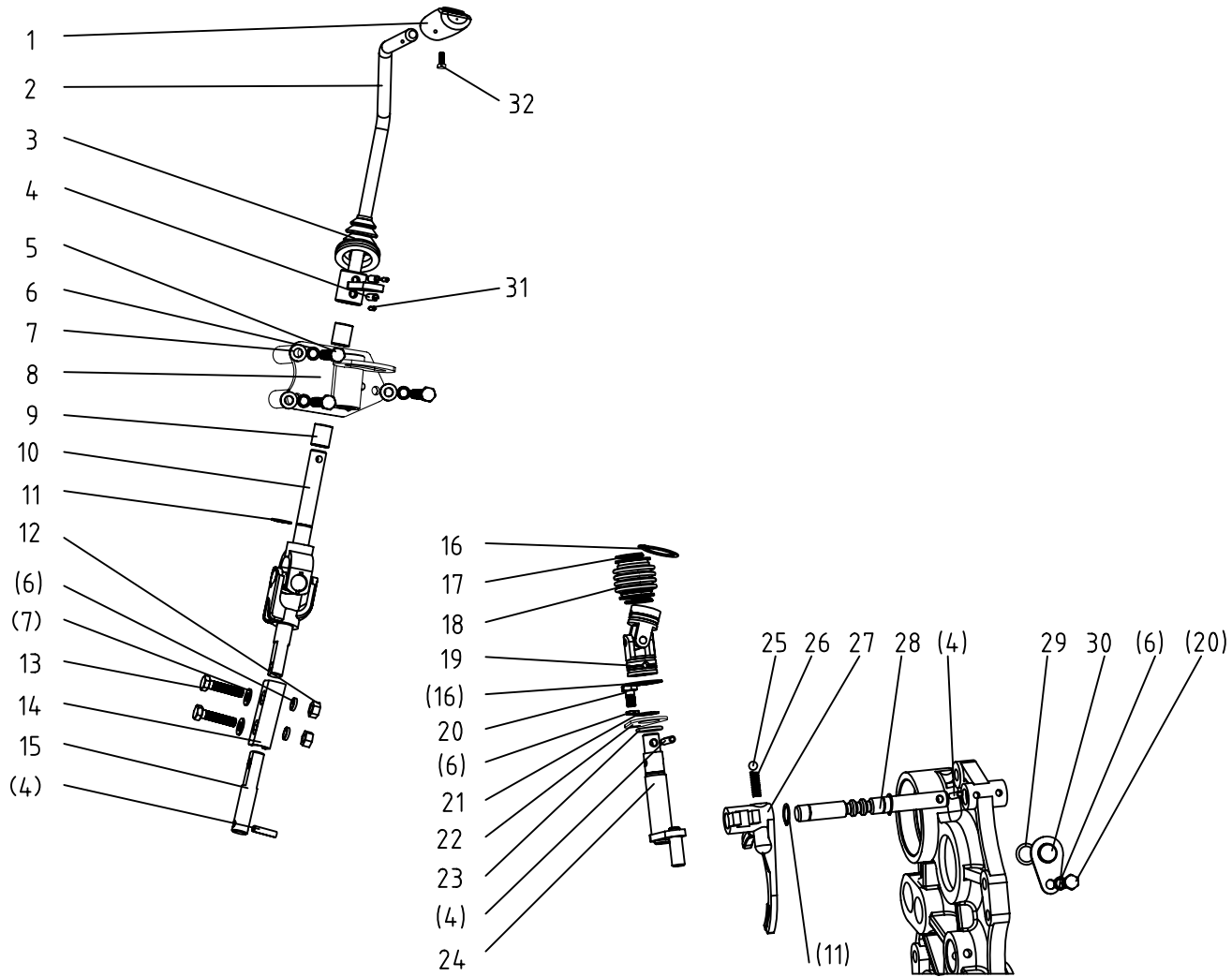
续表

| Ser.No. | Part No. | 名称及规格 | Name & Specifications | Quantity | Remarks |
|---------|-------------------------|--------------|--------------------------|----------|---------|
| 26 | GB/T893.1-1986-62 | 挡圈 62 | Circlip for shaft 62 | 1 | |
| 27 | 504G3.29A.101 | 第二轴 | 2nd shaft | 1 | |
| 28 | 504G3.29A.102 | 花键连接套 | Splined joint sleeve | 1 | |
| 29 | GB/T879.1-2000-6×36 | 弹性销 6×36 | Dowel pin 6×36 | 1 | |
| 30 | 504G3.29.110 | 梭行挡过轮隔圈 | Spacing collar | 1 | |
| 31 | GB/T119.1-2000-B10×22 | 圆柱销 B10×22 | Round pin B10×22 | 2 | |
| 32 | GB/T276-1994-6005 | 滚动轴承 6005 | Ball bearing 6005 | 2 | |
| 33 | 504G3.29.111 | 梭行挡过轮 | Gear | 1 | |
| 34 | 504G3.29.114 | 梭行挡被动齿轮 II | Priven gear II | 1 | |
| 35 | GB/T893.1-1986-47 | 挡圈 47 | Circlip for shaft 47 | 1 | |
| 36 | GB/T5846-1986-K30×36×25 | 轴承 K30×36×25 | Needle bearing K30×36×25 | 1 | |
| 37 | GB/T879.1-2000-8×50 | 弹性销 8×50 | Dowel pin 8×50 | 1 | |
| 38 | 550-1.37A.117 | 止销 | Stop pin | 3 | |
| 39 | 550-1.37A.116 | 托架 | Bracket | 3 | |
| 40 | 550-1.37A.115 | 弹簧 | Spring | 3 | |
| 41 | 504G3.29.115 | 同步器齿毂 | Hub gear | 1 | |
| 42 | 504G3.29.109 | 梭行挡中间轴 | Middle shaft | 1 | |
| 43 | 550-1.37A.112 | 同步器齿套 | Hub sleeve | 1 | |
| 44 | 550-1.37A.114 | 同步环 | Synthronization ring | 2 | |
| 45 | 504G3.29.123 | 爬行档隔圈 | Spacing collar | 1 | |
| 46 | 504G3.29.118 | 挡圈25 | Circlip for shaft 25 | 1 | |
| 47 | 504G3.29.018HW | 同步器合件 | Synchronizer | 1 | |

6. A. 2 梭形挡总成 (B)

Shuttle gear (B)

504G3-E. 29A. 001



6. A. 2 梭行挡总成 (B) Shuttle gear (B)

| Ser.No. | Part No. | 名称及规格 | Name & Specifications | Quantity | Remarks |
|---------|-------------------------|----------------|--------------------------|----------|---------|
| 1 | 504G3.29.020 | 梭行挡操纵手柄 | Shift level handle | 1 | |
| 2 | 504G3-E.29.019 | 梭行挡操纵杆焊合件 | Shift level | 1 | |
| 3 | 504G3.29.131 | 防尘罩 | Dust cap | 1 | |
| 4 | GB/T879.1-2000-6×24 | 弹性销 6×24 | Dowel pin 6×24 | 2 | |
| 5 | GB/T5782-2000-M8×60 | 螺栓 M8×60 | Hex. head bolt M8×60 | 3 | |
| 6 | GB/T93-1987-8 | 垫圈 8 | Spring lock washer 8 | 6 | |
| 7 | GB/T97.1-2002-8 | 垫圈 8 | Plain washer 8 | 4 | |
| 8 | 504G3-E.29.017 | 连接支架焊合件 | Automotive frame | 1 | |
| 9 | GB/T5846-1986-K15×19×17 | 滚动轴承 K15×19×17 | Needle bearing K15×19×17 | 2 | |
| 10 | 404G2-6F.37.016 | 万向节组合件 | Gimbal | 1 | |
| 11 | GB/T894.1-1986-15 | 挡圈 15 | Circlip for shaft 15 | 3 | |
| 12 | GB/T6170-2000-M8 | 螺母 M8 | Hexagon nut M8 | 2 | |
| 13 | GB/T5783-2000-M8×35 | 螺栓 M8×35 | Hex. head bolt M8×35 | 2 | |
| 14 | 504G3.29.129 | 调节板 | Adjusting plate | 1 | |
| 15 | 504G3-3.29.101 | 连接轴 | Joint shaft | 1 | |
| 16 | GB/T894.1-1986-28 | 挡圈 28 | Circlip for shaft 28 | 2 | |
| 17 | 504G3.29.112 | 防护套固定钢丝 | Circlip for shaft 28 | 2 | |
| 18 | 504G3.29.127 | 防护套 | Safety cover | 1 | |
| 19 | 504G3.29.015 | 万向节组合件 I | Gimbal I | 1 | |
| 20 | GB/T5783-2000-M8×15 | 螺栓 M8×15 | Hex. head bolt M8×15 | 2 | |
| 21 | GB/T894.1-1986-18 | 挡圈 18 | Circlip for shaft 18 | 1 | |
| 22 | 504G3.37.168 | 挡板 | Baffle | 1 | |
| 23 | GB/T3452.1-1992-20×2.65 | O形圈 20×2.65 | O-ring seal 20×2.65 | 1 | |
| 24 | 504G3.29.013 | 梭行挡拨头焊合件 | Sliding block | 1 | |
| 26 | GB/T308-2002-8 | 钢球 8 | Lock ball 8 | 1 | |

6. A. 2 梭行挡总成 (B) Shuttle gear (B)

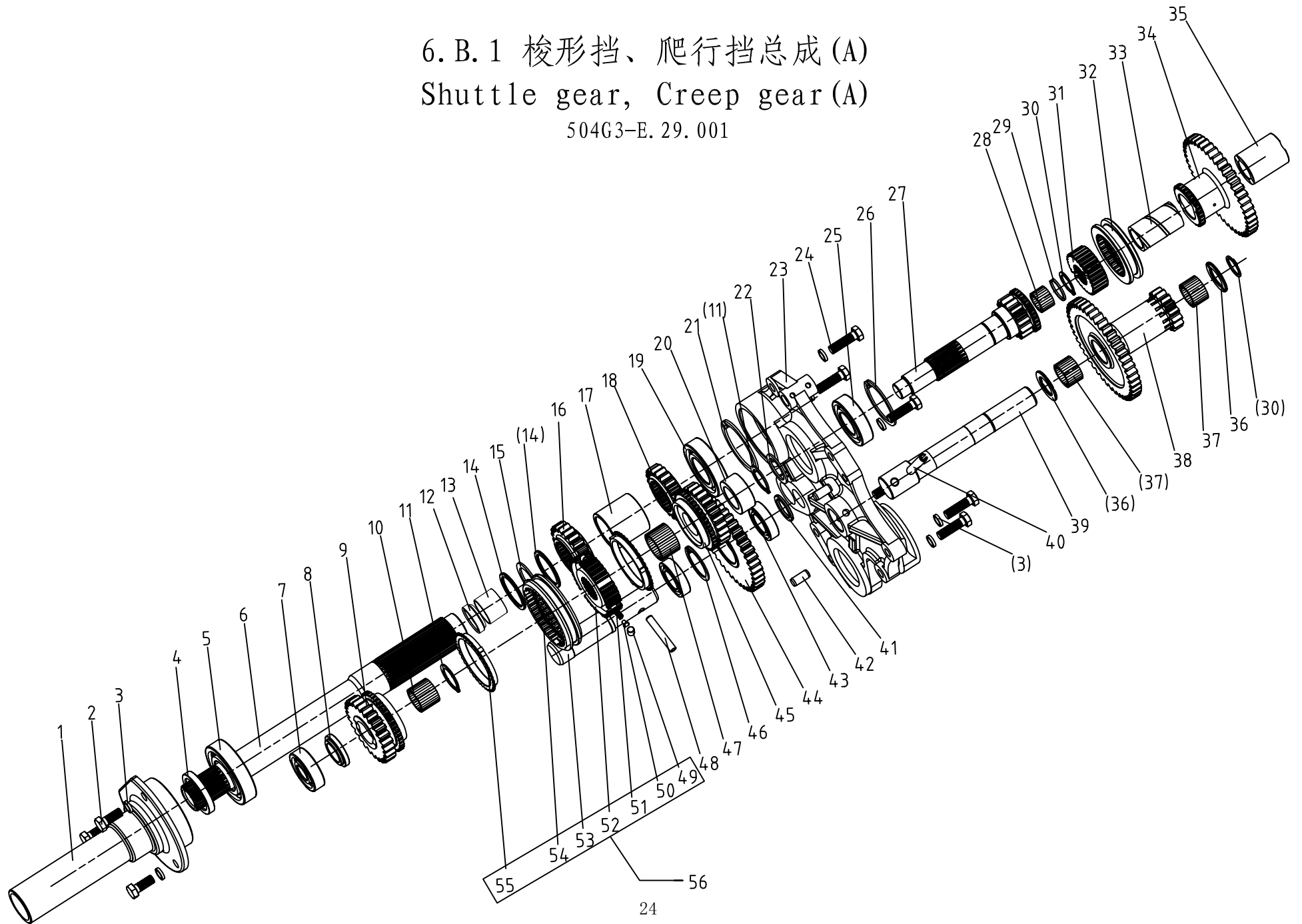
续表

| Ser.No. | Part No. | 名称及规格 | Name & Specifications | Quantity | Remarks |
|---------|-------------------------|----------------|-----------------------|----------|---------|
| 27 | 254G3.37.163 | 定位弹簧 | Positioning spring | 1 | |
| 28 | 504G3.29.126 | 梭行挡拨叉 | Shift fork | 1 | |
| 29 | 504G3.29.125-1 | 梭行挡拨叉轴 | Patrol fork shaft | 1 | |
| 30 | GB/T3452.1-1992-15×2.65 | O形圈 15×2.65 | O-ring seal 15×2.65 | 1 | |
| 31 | 504G3.29A.011 | 挡板焊合件 | Baffle | 1 | |
| 32 | GB/T879.1-2000-4×24 | 弹性销 4×24 | Dowel pin 4×24 | 2 | |
| 33 | GB/T845-1985-ST4.2×13 | 自攻螺钉 ST4. 2×13 | Bolt ST4.2×13 | 1 | |

6. B. 1 梭形挡、爬行挡总成 (A)

Shuttle gear, Creep gear (A)

504G3-E. 29. 001



6. B. 1 梭行挡、爬行挡总成(A) Shuttle gear, Creep gear(A)

| Ser.No. | Part No. | 名称及规格 | Name & Specifications | Quantity | Remarks |
|---------|----------------------------|---------------|--------------------------|----------|--------------------------|
| 1 | 504G3.29.101 | 轴承座 | Bearing seat | 1 | |
| 2 | GB/T5783-2000-M10×25 | 螺栓 M10×25 | Hex. head bolt M10×25 | 3 | |
| 3 | GB/T93-1987-10 | 垫圈 10 | Spring lock washer 10 | 9 | |
| 4 | GB/T13871.1-2007-FB40×55×8 | 密封圈 FB40×55×8 | Oil seal FB40×55×8 | 1 | |
| 5 | GB/T276-1994-6208 | 滚动轴承 6208 | Ball bearing 6208 | 1 | |
| 6 | 504G3.29.201 | 输入轴 | Input shaft | 1 | drawing 504G3.41A.001 |
| 7 | GB/T283-1994-NJ304E | 滚动轴承 NJ304E | Ball bearing NJ304E | 1 | |
| 8 | 504G3.29.117-1 | 第二轴前隔套 | Spacer | 1 | |
| 9 | 504G3-E.29.102 | 前进挡被动齿轮 | Priven gear | 1 | |
| 10 | GB/T5846-1986-K25×31×25 | 轴承 K25×31×25 | Needle bearing K25×31×25 | 1 | |
| 11 | 504G3.63.102 | 轴用挡圈30 | Circlip for shaft 30 | 2 | |
| 12 | 450.37.177-1 | 输入轴油封 | Input shaft grease seal | 1 | drawing 504G3.41A.001 |
| 13 | 450.37.175 | 铜套 | Copper bush | 1 | drawing 504G3.41A.001 |
| 14 | 504G3.29.102 | 第一轴隔圈 | Spacing collar | 2 | |
| 15 | 504G3.29.103 | 挡圈40 | Circlip for shaft 40 | 1 | |
| 16 | 504G3-E.29.101 | 前进挡主动齿轮 | Driving gear | 1 | |
| 17 | 504G3.29.105 | 第一轴隔套 | Spacer | 1 | |
| 18 | 504G3.29.106 | 梭行挡主动齿轮 II | Driving gear II | 1 | |
| 19 | GB/T276-1994-6207 | 滚动轴承 6207 | Ball bearing 6207 | 1 | drawing 504G3.41A.001 |
| 20 | 504G3.29.113 | 第二轴后隔套 | Spacer | 1 | |
| 21 | GB/T893.1-1986-72 | 挡圈 72 | Circlip for shaft 72 | 1 | |

6. B. 1 梭行挡、爬行挡总成(A) Shuttle gear, Creep gear(A)

续表

| Ser.No. | Part No. | 名称及规格 | Name & Specifications | Quantity | Remarks |
|---------|-------------------------|--------------|---------------------------|----------|---------|
| 22 | 504G3.29.108 | 第二轴隔圈 | Spacing collar | 1 | |
| 23 | 504G3.29.107 | 离合器压板 | Clutch pressure plate | 1 | |
| 24 | GB/T5783-2000-M10×35 | 螺栓 M10×35 | Hex. head bolt M10×35 | 6 | |
| 25 | GB/T276-1994-6206 | 滚动轴承 6206 | Ball bearing 6206 | 1 | |
| 26 | GB/T893.1-1986-62 | 挡圈 62 | Circlip for shaft 62 | 1 | |
| 27 | 504G3.29.012 | 第二轴焊合件 | 2nd shaft | 1 | |
| 28 | GB/T5846-1986-K20×26×17 | 轴承 K20×26×17 | Needle bearing K20×26×17 | 1 | |
| 29 | 504G3.29.138 | 孔用卡簧26 | Circlip for shaft 26 | 1 | |
| 30 | 504G3.29.118 | 挡圈25 | Circlip for shaft 25 | 3 | |
| 31 | 254G3.37.108 | 啮合套座 | Splieing sleeve gear seat | 1 | |
| 32 | 254G3.37.109 | 啮合套 | Sliding gear | 1 | |
| 33 | 504G3.29.119 | 爬行挡衬套 | Bush | 1 | |
| 34 | 504G3.29.120 | 爬行挡齿轮 I | Gear I | 1 | |
| 35 | 504G3.29.121 | 爬行挡隔套 | Spacer | 1 | |
| 36 | 504G3.29.123 | 爬行挡隔圈 | Spacing collar | 3 | |
| 37 | GB/T5846-1986-K25×31×20 | 轴承 K25×31×20 | Needle bearing K25×31×20 | 2 | |
| 38 | 504G3.29.124 | 爬行挡齿轮 II | Gear II | 1 | |
| 39 | 504G3.29.122 | 爬行挡齿轮轴 | Gear shaft | 1 | |
| 40 | GB/T879.1-2000-8×45 | 销8×45 | Dowel pin 8×45 | 1 | |
| 41 | 504G3.29.110 | 梭行挡过轮隔圈 | Spacing collar | 1 | |
| 42 | GB/T119.2-2000-B10×22 | 销B10×22 | Round pin B10×22 | 2 | |
| 43 | GB/T276-1994-6005 | 滚动轴承6005 | Ball bearing 6005 | 2 | |
| 44 | 504G3.29.111 | 梭行挡过轮 | Gear | 1 | |
| 45 | 504G3.29.114 | 梭行挡被动齿轮 II | Priven gear II | 1 | |

6. B. 1 梭行挡、爬行挡总成(A) Shuttle gear, Creep gear(A)

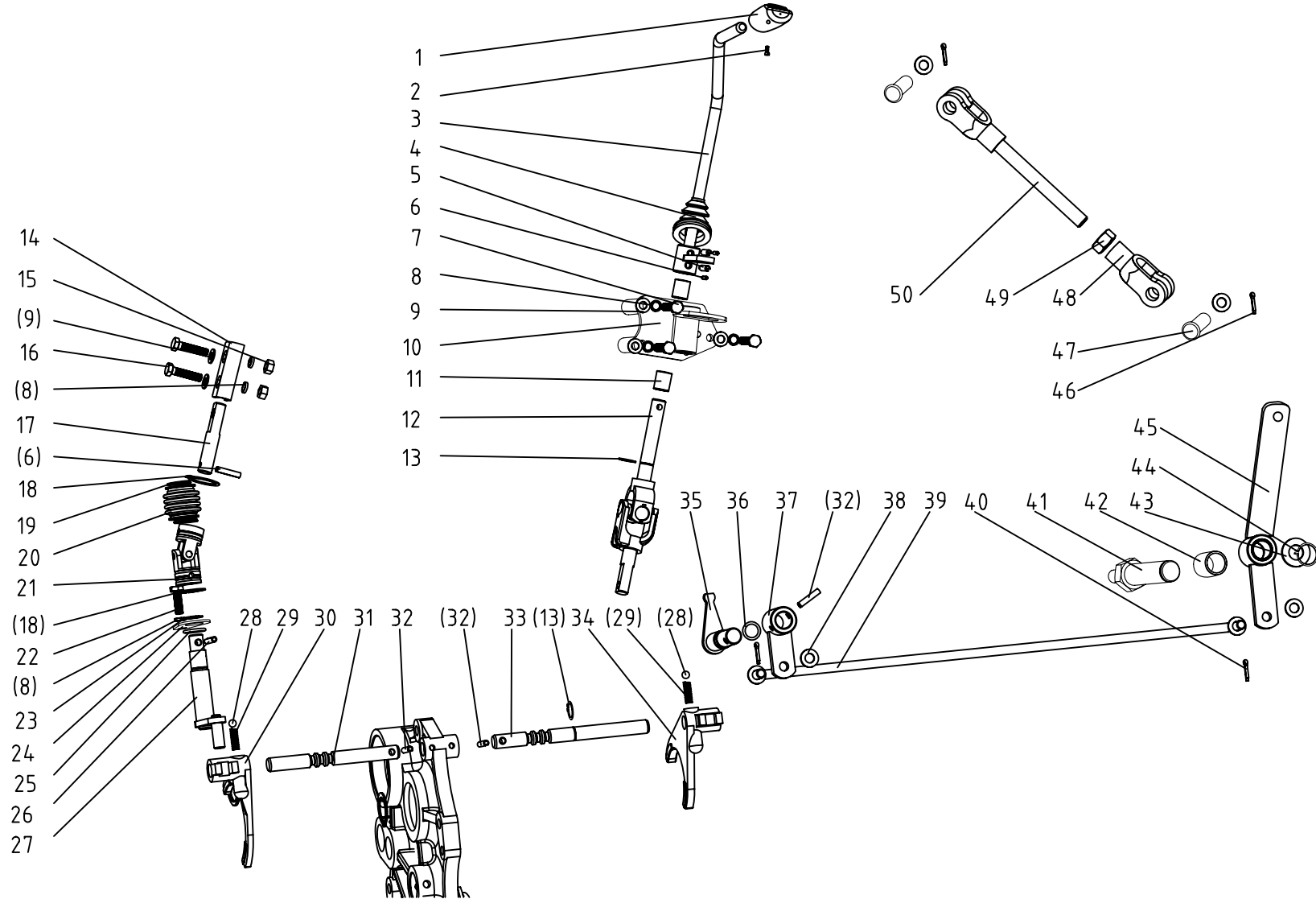
续表

| Ser.No. | Part No. | 名称及规格 | Name & Specifications | Quantity | Remarks |
|---------|-------------------------|--------------|--------------------------|----------|---------|
| 46 | GB/T893.1-1986-47 | 挡圈 47 | Circlip for shaft 47 | 1 | |
| 47 | GB/T5846-1986-K30×36×25 | 轴承 K30×36×25 | Needle bearing K30×36×25 | 1 | |
| 48 | GB/T879.1-2000-8×50 | 销 8×50 | Dowel pin 8×50 | 1 | |
| 49 | 550-1.37A.117 | 止销 | Stop pin | 3 | |
| 50 | 550-1.37A.116 | 托架 | Bracket | 3 | |
| 51 | 550-1.37A.115 | 弹簧 | Spring | 3 | |
| 52 | 504G3.29.115 | 同步器齿毂 | Hub gear | 1 | |
| 53 | 504G3.29.109 | 梭行挡中间轴 | Middle shaft | 1 | |
| 54 | 550-1.37A.112 | 同步器齿套 | Hub sleeve | 1 | |
| 55 | 550-1.37A.114 | 同步环 | Synthronization ring | 2 | |
| 56 | 504G3.29.018HW | 同步器合件 | Synchronizer | 1 | |

6. B. 2 梭形挡、爬行挡总成 (B)

Shuttle gear, Creep gear (B)

504G3-E. 29. 001



6. B. 2 梭行挡、爬行挡总成(B) Shuttle gear, Creep gear(B)

| Ser.No. | Part No. | 名称及规格 | Name & Specifications | Quantity | Remarks |
|---------|-------------------------|----------------|--------------------------|----------|---------|
| 1 | 504G3.29.020 | 梭行挡操纵手柄 | Shift level handle | 1 | |
| 2 | GB/T 845-1985-ST4.2×13 | 自攻螺钉 ST4. 2×13 | Bolt ST4.2×13 | 1 | |
| 3 | 504G3-E.29.019 | 梭行挡操纵杆焊合件 | Shift level | 1 | |
| 4 | 504G3.29.131 | 防尘罩 | Dust cap | 1 | |
| 5 | GB/T879.1-2000-6×24 | 销 6×24 | Dowel pin 6×24 | 2 | |
| 6 | GB/T879.1-2000-4×24 | 销 4×24 | Dowel pin 4×24 | 2 | |
| 7 | GB/T5783-2000-M8×60 | 螺栓 M8×60 | Hex. head bolt M8×60 | 3 | |
| 8 | GB/T93-1987-8 | 垫圈 8 | Spring lock washer 8 | 6 | |
| 9 | GB/T97.1-2002-8 | 垫圈 8 | Plain washer 8 | 4 | |
| 10 | 504G3-E.29.017 | 连接支架焊合件 | Automotive frame | 1 | |
| 11 | GB/T5846-1986-K15×19×17 | 滚动轴承 K15×19×17 | Needle bearing K15×19×17 | 2 | |
| 12 | 404G2-6F.37.016 | 万向节组合件 | Gimbal | 1 | |
| 13 | GB/T894.1-1986-15 | 挡圈 15 | Circlip for shaft 15 | 4 | |
| 14 | 504G3.29.129 | 调节板 | Adjusting plate | 1 | |
| 15 | GB/T6170-2000-M8 | 螺母 M8 | Hexagon nut M8 | 2 | |
| 16 | GB/T5783-2000-M8×35 | 螺栓 M8×35 | Hex. head bolt M8×35 | 2 | |
| 17 | 504G3-3.29.101 | 连接轴 | Joint shaft | 1 | |
| 18 | GB/T894.1-1986-28 | 挡圈 28 | Circlip for shaft 28 | 2 | |
| 19 | 504G3.29.112 | 防护套固定钢丝 | Circlip for shaft 28 | 2 | |
| 20 | 504G3.29.127 | 防护套 | Safety cover | 1 | |
| 21 | 504G3.29.015 | 万向节组合件 I | Gimbal I | 1 | |
| 22 | GB/T5783-2000-M8×16 | 螺栓 M8×16 | Hex. head bolt M8×16 | 2 | |
| 23 | GB/T894.1-1986-18 | 挡圈 18 | Circlip for shaft 18 | 1 | |
| 24 | 504G3.37.168 | 挡板 | Baffle | 2 | |
| 25 | GB/T3452.1-1992-20×2.65 | O形圈 20×2.65 | O-ring seal 20×2.65 | 1 | |

6. B. 2 梭行挡、爬行挡总成(B) Shuttle gear, Creep gear (B)

续表

| Ser.No. | Part No. | 名称及规格 | Name & Specifications | Quantity | Remarks |
|---------|-------------------------|-------------|-----------------------------|----------|---------|
| 26 | GB/T879.1-2000-6×26 | 销 6×26 | Dowel pin 6×26 | 2 | |
| 27 | 504G3.29.013 | 梭行挡拨头焊合件 | Sliding block | 1 | |
| 28 | GB/T308-2002-8 | 钢球 8 | Lock ball 8 | 2 | |
| 29 | 254G3.37.163 | 定位弹簧 | Positioning spring | 2 | |
| 30 | 504G3.29.126 | 梭行挡拨叉 | Shift fork | 1 | |
| 31 | 504G3.29.125-1 | 梭行挡拨叉轴 | Patrol fork shaft | 1 | |
| 32 | GB/T879.1-2000-6×28 | 销 6×28 | Dowel pin 6×28 | 3 | |
| 33 | 504G3.29.134 | 爬行挡拨叉轴 | Patrol fork shaft | 1 | |
| 34 | 504G3.29.133 | 爬行挡拨叉 | Shift fork | 1 | |
| 35 | 504G3.29.023 | 爬行挡拨头焊接件 | Sliding block | 1 | |
| 36 | GB/T3452.1-1992-15×2.65 | O形圈 15×2.65 | O-ring seal 15×2.65 | 1 | |
| 37 | 504G3.29.022 | 摇臂焊接件 | Rocker | 1 | |
| 38 | GB/T97.1-2002-10 | 垫圈 10 | Washer 10 | 4 | |
| 39 | 504G3.29.024 | 拉杆焊接件 | Pull rod weldment | 1 | |
| 40 | GB/T91-2000-3.2×14 | 销 3.2×14 | Split pin 3.2×14 | 2 | |
| 41 | 504G3.37.154 | 副变速操纵支座 | Operating lever back shaft | 1 | |
| 42 | 504G3.43.115 | 衬套 (2030) | Bush (2030) | 2 | |
| 43 | GB/T97.1-2002-20 | 垫圈 20 | Washer 20 | 1 | |
| 44 | GB/T894.1-1986-20 | 挡圈 20 | Circlip for shaft 20 | 1 | |
| 45 | 504G3-3.29.012 | 爬行档曲柄焊合件 | Operating lever | 1 | |
| 46 | GB/T91-2000-3.2×25 | 销 3.2×25 | Split pin 3.2×25 | 2 | |
| 47 | GB/T882-1986-B10×30 | 销轴 B10×30 | Clevis pin with head B10×30 | 2 | |
| 48 | 254G2.43.102 | 拉杆叉 | Draw rod fork | 1 | |
| 49 | GB/T6170-2000-M10 | 螺母 M10 | Hexagon nut M10 | 1 | |

6. B. 2 梭行挡、爬行挡总成(B) Shuttle gear, Creep gear (B)

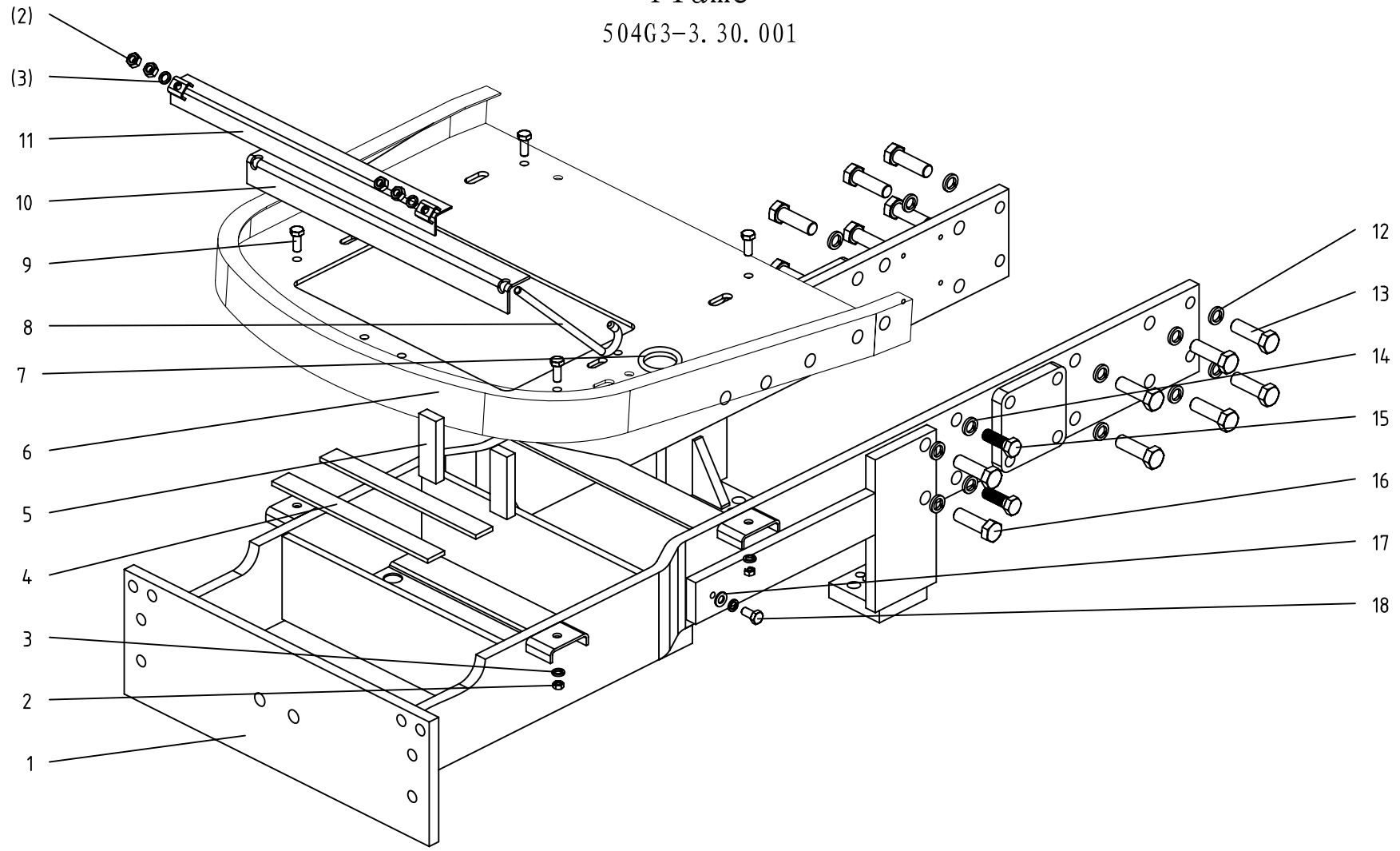
续表

| Ser.No. | Part No. | 名称及规格 | Name & Specifications | Quantity | Remarks |
|---------|--------------|-------|-----------------------|----------|---------|
| 50 | 504G3.37.090 | 拉杆焊合件 | Pull rod weldment | 1 | |

7 机架总成

Frame

504G3-3. 30. 001

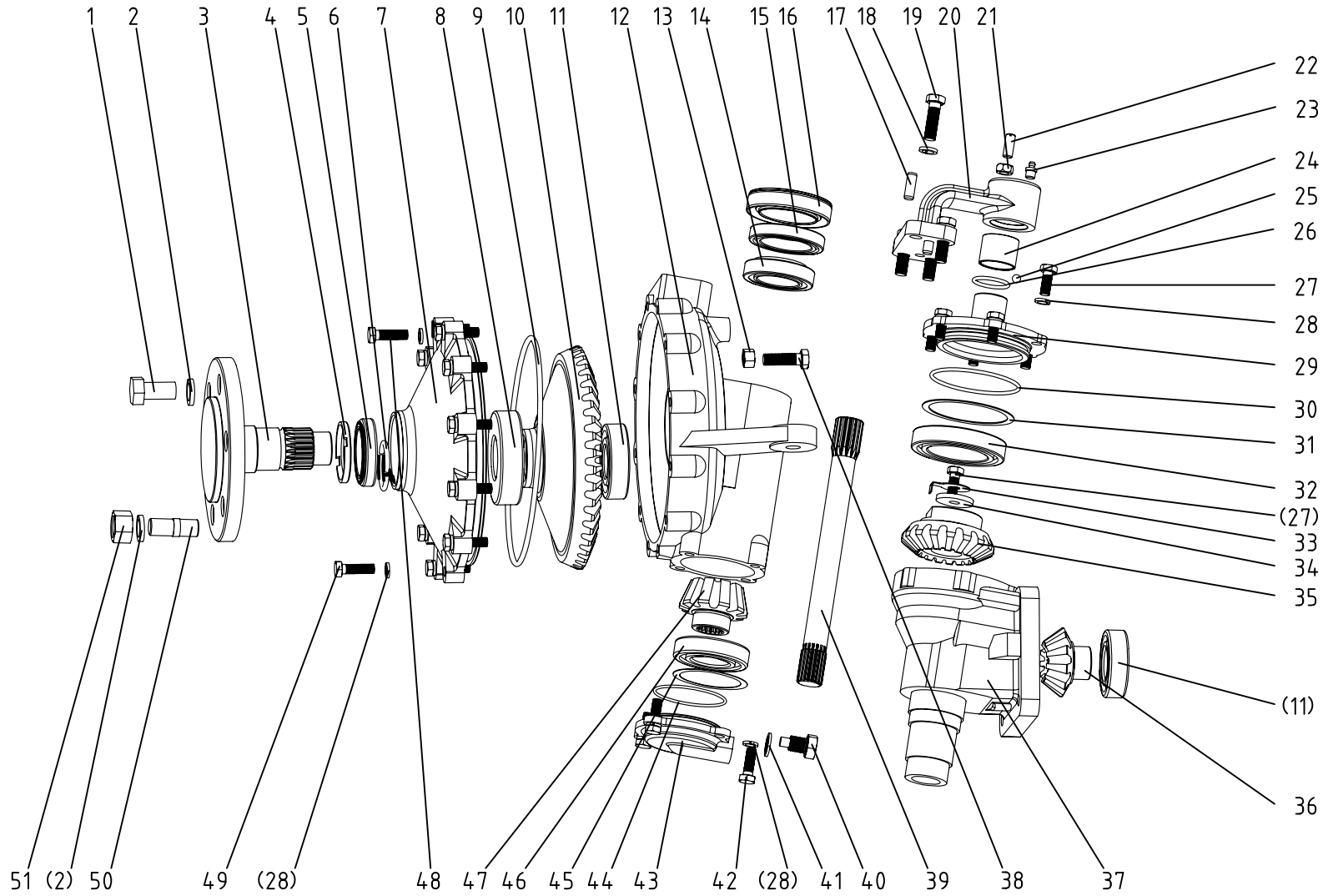


7 机架总成 Frame

| Ser.No. | Part No. | 名称及规格 | Name & Specifications | Quantity | Remarks |
|---------|----------------------|-----------|-----------------------------|----------|---------|
| 1 | 504G3.30.011 | 机架焊合件 | Frame | 1 | |
| 2 | GB/T6170-2000-M8 | 螺母 M8 | Hex. nut M8 | 8 | |
| 3 | GB/T93-1987-8 | 垫圈 8 | Spring Lock washer 8 | 9 | |
| 4 | 504G3.30.103 | 橡胶垫2 | Cushion 2 | 2 | |
| 5 | 504G3.30.104 | 橡胶垫1 | Cushion 1 | 2 | |
| 6 | 504G3-3.30.013 | 前盖板焊合件 | Front cover board assy | 1 | |
| 7 | 550-1.47.104 | 电瓶线护圈 | Battery line guard | 2 | |
| 8 | 504G3.30.102 | 电瓶螺杆 | Battery clamping boit | 2 | |
| 9 | GB/T5783-2000-M8×20 | 螺栓 M8×20 | Hex.head bolt M8×20 | 4 | |
| 10 | 504G3.30.101 | 压箍胶垫 | Rubber pad,battery | 1 | |
| 11 | 504G3.30.012 | 电瓶压箍焊合件 | Battery clamping plate assy | 1 | |
| 12 | GB/T93-1987-14 | 垫圈 14 | Spring Lock washer 14 | 16 | |
| 13 | GB/T5783-2000-M14×35 | 螺栓 M14×35 | Hex.head bolt M14×35 | 12 | |
| 14 | GB/T93-1987-12 | 垫圈 12 | Spring Lock washer 12 | 4 | |
| 15 | GB/T5783-2000-M12×35 | 螺栓 M12×35 | Hex.head bolt M12×35 | 4 | |
| 16 | GB/T5782-2000-M14×50 | 螺栓 M14×50 | Hex.head bolt M14×50 | 4 | |
| 17 | GB/T97.1-2002-8 | 垫圈 8 | Plain washer 8 | 3 | |
| 18 | GB/T5783-2000-M8×16 | 螺栓 M8×16 | Hex.head bolt M8×16 | 1 | |

8.1 前驱动桥总成(左边减速) Front Drive Axle (Left Side-Slowdown)

504G3. 31. 001



8.1 前驱动桥总成 (左边减速) Front Wheel Drive Axle (Left Side-Slowdown)

| Ser.No. | Part No. | 名称及规格 | Name & Specifications | Quantity | Remarks |
|---------|--------------------------|--------------------|---|----------|---------|
| 1 | GB/T5786-2000-M18×1.5×35 | 螺栓 M18×1.5×35 | hex. head bolt M18×1.5×35 | 4 | |
| 2 | GB/T93-1987-18 | 垫圈 18 | Spring lock washer 18 | 6 | |
| 3 | 504G3.31.101 | 驱动轴 | Drive shaft | 1 | |
| 4 | 504G3.31.127-1 | 油封挡圈 | Oil seal blocking ring | 1 | |
| 5 | 404-9.31.111 | 防泥水油封MC50×72×15/12 | Guard against turbid oil-seal MC50×72×15/12 | 1 | |
| 6 | 304.31.102-2 | 驱动轴固定圈 | Fixing ring of drive shaft | 2 | |
| 7 | 504G3.31.102-1 | 驱动轴盖 | Drive shaft cover | 1 | |
| 8 | GB/T276-1994-6309 | 轴承 6309 | Ball bearing 6309 | 1 | |
| 9 | GB/T3452.1-1992-236×5.3 | O形圈 236×5.3 | O-ring seal 236×5.3 | 1 | |
| 10 | 504G3.31.117 | 末减速被动齿轮 | Driven bevel gear of final drive | 1 | |
| 11 | GB/T276-1994-6307 | 轴承 6307 | Ball bearing 6307 | 2 | |
| 12 | 504G3.31.122 | 左边减速壳体 | Left final drive housing | 1 | |
| 13 | GB/T6170-2000-M12 | 螺母 M12 | Hex. thin slotted nut M12 | 1 | |
| 14 | GB/T276-1994-32009 | 轴承 32009 | Ball bearing 32009 | 1 | |
| 15 | GB/T276-1994-61911 | 轴承 61911 | Ball bearing 61911 | 1 | |
| 16 | 504G3.31.123 | 防泥水油封MC60×90×20/14 | Guard against turbid oil-seal MC60×90×20/14 | 1 | |
| 17 | GB/T119.1-2000-B10×28 | 销 B10×28 | Straight pin B10×28 | 2 | |
| 18 | GB/T93-1987-12 | 垫圈 12 | Spring lock washer 12 | 4 | |
| 19 | GB/T5783-2000-M12×40 | 螺栓 M12×40 | Hex. head bolt M12×40 | 4 | |
| 20 | 504G3.31.201 | 转向臂 | Steering arm | 1 | |
| 21 | GB/T6171-2000-M10×1 | 螺母 M10×1 | Hex. thin slotted nut M10×1 | 1 | |
| 22 | 504.31.144 | 紧钉螺钉 M10×1 | Lockbolt M10×1 | 1 | |
| 23 | JB/T7940.2-1995-M8×1 | 油杯 M8×1 | Grease cup M8×1 | 1 | |
| 24 | 304.31.202-1 | 联接转向臂衬套 | Steering arm bushing | 1 | |
| 25 | GB/T308-2002-8.7312G200b | 钢球 8.7312G200b | Stillball 8.7312G200b | 1 | 11/32'' |

8.1 前驱动桥总成（左边减速）Front Wheel Drive Axle（Left Side-Slowdown）

续表

| Ser.No. | Part No. | 名称及规格 | Name & Specifications | Quantity | Remarks |
|---------|---------------------------|---------------|---------------------------------------|----------|---------|
| 26 | GB/T3452.1-1992-34.5×2.65 | O形圈 34.5×2.65 | O-ring seal 34.5×2.65 | 1 | |
| 27 | GB/T5783-2000-M10×25 | 螺栓 M10×25 | Hex. head bolt M10×25 | 6 | |
| 28 | GB/T93-1987-10 | 垫圈 10 | Spring lock washer 10 | 22 | |
| 29 | 504G3.31.107 | 上轴承盖 | Upper bearing cover | 1 | |
| 30 | GB/T3452.1-1992-92.5×3.55 | O形圈 92.5×3.55 | O-ring seal 92.5×3.55 | 1 | |
| 31 | 554.31C.147 | 调整垫片 | Adjusting shims | demand | |
| 32 | GB/T276-1994-6013 | 轴承 6013 | Ball bearing 6013 | 1 | |
| 33 | 304.31.138 | 锁紧垫片 | Lock washer | 1 | |
| 34 | 304.31.110-1 | 立轴挡圈 | Blocking ring of upright shaft | 1 | |
| 35 | 504G3.31.108 | 中间传动被动齿轮 | Driven bevel gear of the first drive | 1 | |
| 36 | 504G3.31.109 | 中间传动主动齿轮 | Driving bevel gear of the first drive | 1 | |
| 37 | 504G3.31.104-1 | 立轴套管 | Upright shaft housing | 1 | |
| 38 | GB/T5783-2000-M12×30 | 螺栓 M12×30 | Hex. head bolt M12×30 | 1 | |
| 39 | 504G3.31.106-1 | 立轴 | Upright shaft | 1 | |
| 40 | 200.38.024 | 放油螺塞总成 | Oil drain plug | 1 | |
| 41 | JB-FT-CU-16 | 组合铜垫圈16 | Combined seal washer 16 | 1 | |
| 42 | GB/T5783-2000-M10×30 | 螺栓 M10×30 | Hex. head bolt M10×30 | 4 | |
| 43 | 504G3.31.118 | 下轴承盖 | Lower bearing cover | 1 | |
| 44 | GB/T3452.1-1992-75×2.65 | O形圈 75×2.65 | O-ring seal 75×2.65 | 1 | |
| 45 | 850-2.39.112/113/114 | 调整垫片 | Adjusting shims | demand | |
| 46 | GB/T276-1994-6208 | 轴承 6208 | Ball bearing 6208 | 1 | |
| 47 | 504G3.31.120 | 末减速主动齿轮 | Driving bevel gear of final drive | 1 | |
| 48 | GB/T5783-2000-M10×40 | 螺栓 M10×40 | Hex. head bolt M10×40 | 11 | |
| 49 | GB/T5783-2000-M10×35 | 螺栓 M10×35 | Hex. head bolt M10×35 | 1 | |

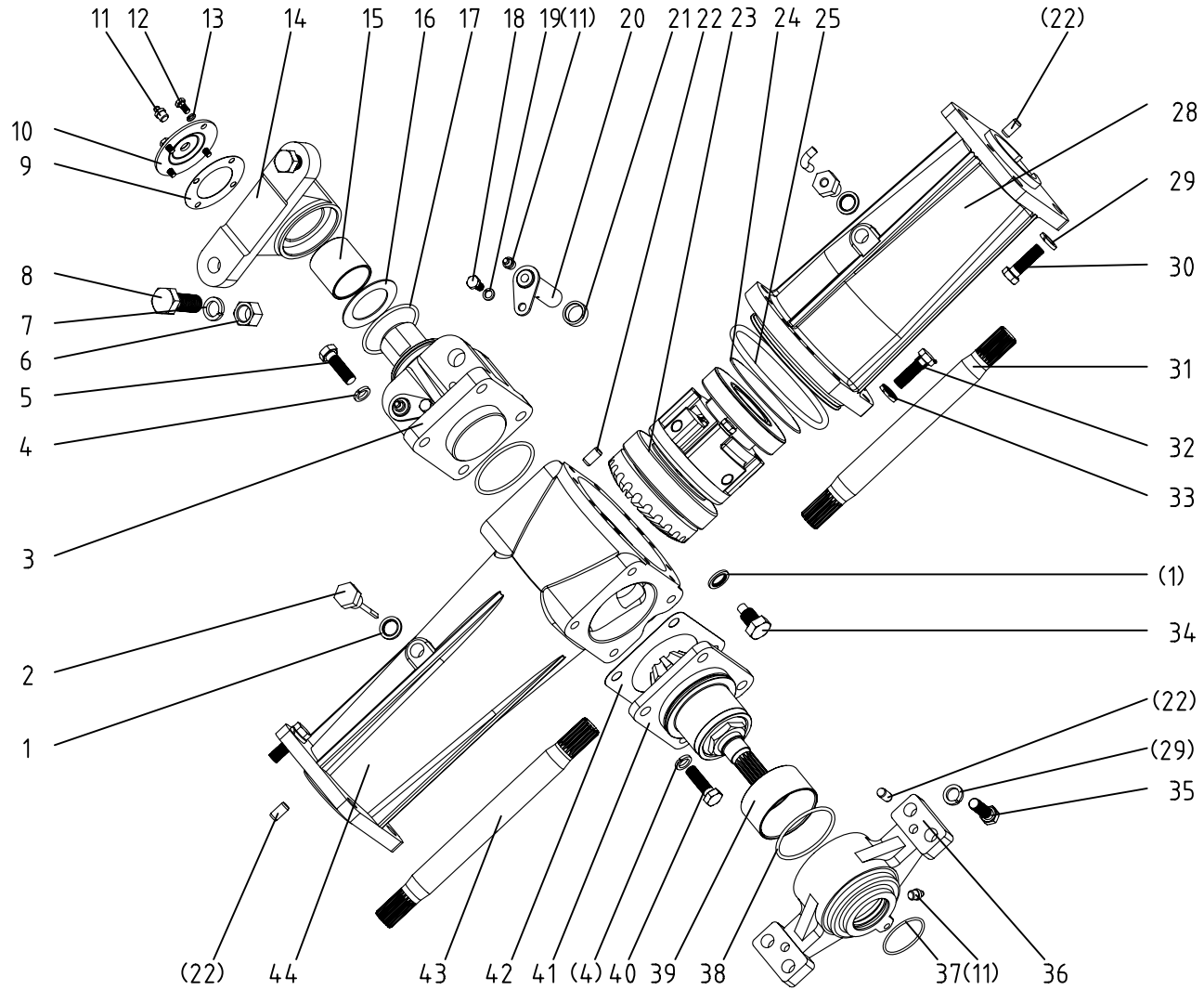
8.1 前驱动桥总成 (左边减速) Front Wheel Drive Axle (Left Side-Slowdown)

续表

| Ser.No. | Part No. | 名称及规格 | Name & Specifications | Quantity | Remarks |
|---------|-----------------------|------------|-----------------------|----------|---------------|
| 50 | 304.31.179 | 螺柱 | Double screw bolt | 2 | M18×1.5×52-20 |
| 51 | GB/T6176-2000-M18×1.5 | 螺母 M18×1.5 | Hex. nut M18×1.5 | 2 | |

8.2 前驱动桥总成(中) Front Drive Axles(Middle)

504G3. 31. 001



8.2 前驱动桥总成(中) Front Wheel Drive Axle (middle)

| Ser.No. | Part No. | 名称及规格 | Name & Specifications | Quantity | Remarks |
|---------|--------------------------|---------------|-----------------------------|----------|---------|
| 1 | JB-FT-CU-16 | 组合铜垫圈16 | Combined seal washer 16 | 3 | |
| 2 | 304.31.013-1 | 量油尺合件 | Oil dipstick | 1 | |
| 3 | 504G3.31.121 | 油缸支座 | Cylinder pedestal | 1 | |
| 4 | GB/T93-1987-12 | 垫圈 12 | Spring lock washer 12 | 8 | |
| 5 | GB/T5786-2000-M12×1.5×40 | 螺栓 M12×1.5×40 | Hex. head bolt M12×1.5×40 | 4 | |
| 6 | GB/T6170-2000-M16 | 螺母 M16 | Hex. nut M16 | 2 | |
| 7 | GB/T93-1987-16 | 垫圈 16 | Spring lock washer 16 | 2 | |
| 8 | GB/T27-1988-M16×65 | 螺栓 M16×65 | Hex. head bolt M16×65 | 2 | |
| 9 | 304.31.122 | 端盖垫片 | End cover gasket | 1 | |
| 10 | 304.31.019 | 前支座端盖组合件 | End cover of front pedestal | 1 | |
| 11 | JB/T7940.1-1995-M10×1 | 油杯 M10×1 | Grease cup M10×1 | 4 | |
| 12 | GB/T5783-2000-M6×12 | 螺栓 M6×12 | Hex. head bolt M6×12 | 4 | |
| 13 | GB/T93-1987-6 | 垫圈 6 | Spring lock washer 6 | 4 | |
| 14 | 504G3.31.207 | 前支座 | Front pedestal | 1 | |
| 15 | 304.31.219-1 | 前支座衬套 | Front pedestal bush | 1 | |
| 16 | 304.31.123-1 | 前摆轴垫片 | Shims for front swing axle | demand | |
| 17 | GB/T3452.1-1992-65×2.65 | O型圈 65×2.65 | O-ring seal 65×2.65 | 1 | |
| 18 | GB/T5783-2000-M8×16 | 螺栓 M8×16 | Hex. Head bolt M8×16 | 2 | |
| 19 | GB/T93-1987-8 | 垫圈 8 | Spring lock washer 8 | 2 | |
| 20 | 504G3.31.013 | 销轴焊合件 | Pin shaft | 2 | |
| 21 | 504G3.31.125 | 隔套 | Spacer | 2 | |
| 22 | GB/T119.1-2000-B10×20 | 销 B10×20 | Straight pin B10×20 | 5 | |
| 23 | 504G3.31.012 | 差速器总成 | Differential assembly | 1 | |
| 24 | 504G3.31.130/131/132 | 被动圆锥齿轮调整垫片 | Tab for driven bevel gear | demand | |
| 25 | GB/T3452.1-1992-132×2.65 | O型圈 132×2.65 | O-ring seal 132×2.65 | 1 | |

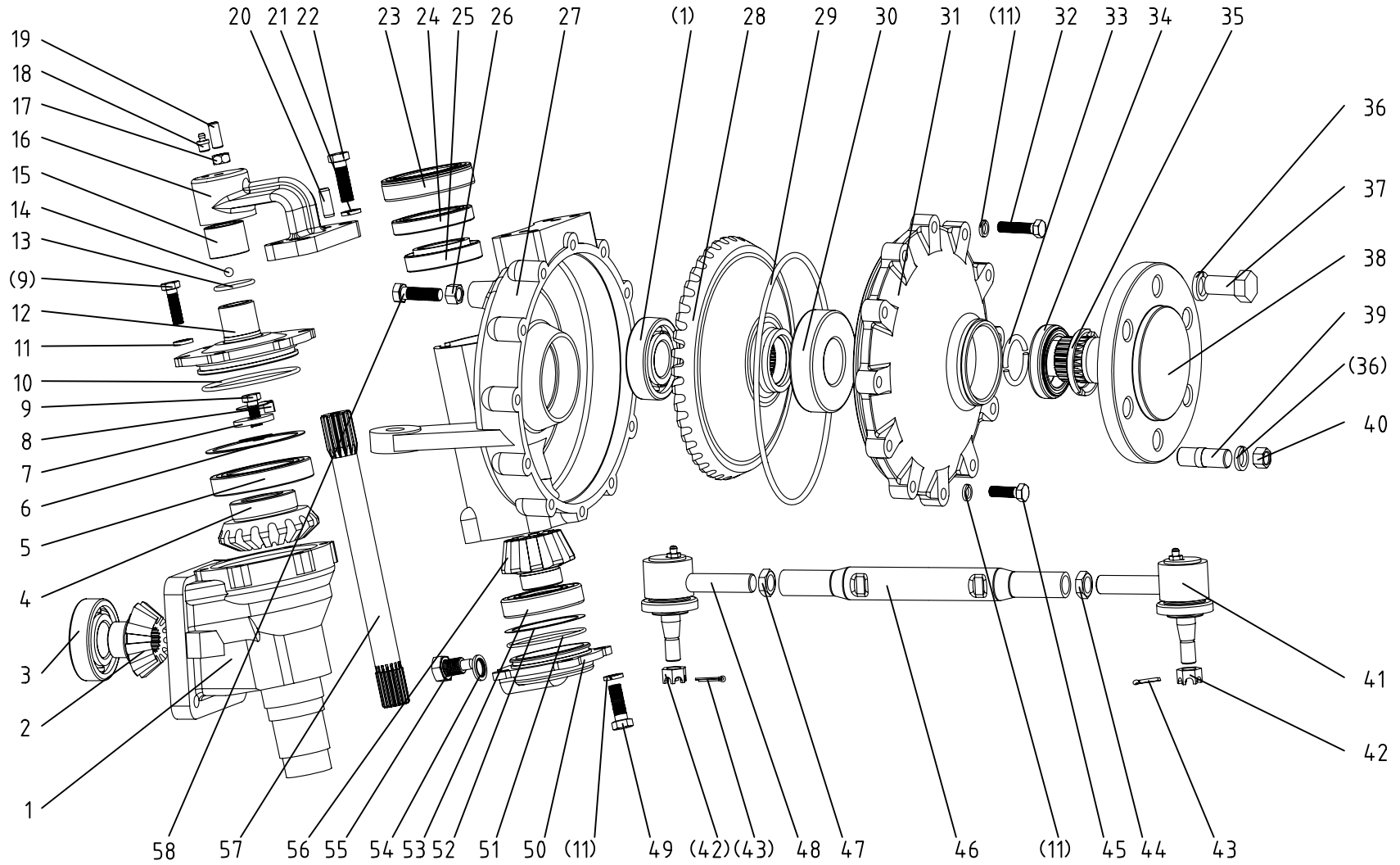
8.2 前驱动桥总成(中) Front Wheel Drive Axle (middle)

续表

| Ser.No. | Part No. | 名称及规格 | Name & Specifications | Quantity | Remarks |
|---------|--------------------------|---------------|-----------------------------|----------|---------|
| 26 | 304.31.119-1 | 通气管 | Vent pipe | 1 | |
| 27 | 304.31.118-1 | 通气螺塞 | Vent plug | 1 | |
| 28 | 504G3.31.112 | 右半轴套管 | Right half shaft housing | 1 | |
| 29 | GB/T93-1987-14 | 垫圈 14 | Spring lock washer 14 | 12 | |
| 30 | GB/T5786-2000-M14×1.5×40 | 螺栓M14×1.5×40 | Hex. Head bolt M14×1.5×40 | 8 | |
| 31 | 504G3.31.114 | 右半轴 | Right half shaft | 1 | |
| 32 | GB/T5783-2000-M10×40 | 螺栓 M10×40 | Hex. head bolt M10×40 | 10 | |
| 33 | GB/T93-1987-10 | 垫圈 10 | Spring lock washer 10 | 10 | |
| 34 | 200.38.024 | 放油螺塞总成 | Oil drain plug | 1 | |
| 35 | GB/T5783-2000-M14×45 | 螺栓 M14×45 | Hex. head bolt M14×45 | 4 | |
| 36 | 504G3.31.212 | 后支座 | Rear pedestal | 1 | |
| 37 | GB/T3452.1-1992-45×2.65 | O型圈 45×2.65 | O-ring seal 45×2.65 | 1 | |
| 38 | GB/T3452.1-1992-69×2.65 | O型圈 69×2.65 | O-ring seal 69×2.65 | 1 | |
| 39 | 304.31.221-1 | 后支座衬套 | Rear pedestal bush | 1 | |
| 40 | GB/T5786-2000-M12×1.5×30 | 螺栓 M12×1.5×30 | Hex. head bolt M12×1.5×30 | 4 | |
| 41 | 504G3.31.016 | 主动锥齿轮总成 | Bevel drive pinion assembly | 1 | |
| 42 | 504G3.31.140/141/142 | 轴承座垫片 | Shims for bearing seat | demand | |
| 43 | 504G3.31.111 | 左半轴 | Left half shaft | 1 | |
| 44 | 504G3.31.110 | 左半轴套管 | Left half shaft housing | 1 | |

8.3 前驱动桥总成(右边减速) Front Drive Axle(Right Side-Slowdown)

504G3. 31. 001



8.3 前驱动桥总成（右边减速）Front Wheel Drive Axle（Right Side-Slowdown）

| Ser.No. | Part No. | 名称及规格 | Name & Specifications | Quantity | Remarks |
|---------|---------------------------|--------------------|--|----------|---------|
| 1 | 504G3.31.104-1 | 立轴套管 | Upright shaft housing | 1 | |
| 2 | 504G3.31.109 | 中间传动主动齿轮 | Driving bevel gear of the first drive | 1 | |
| 3 | GB/T276-1994-6307 | 轴承 6307 | Ball bearing 6307 | 2 | |
| 4 | 504G3.31.108 | 中间传动被动齿轮 | Driven bevel gear of the first drive | 1 | |
| 5 | GB/T276-1994-6013 | 轴承 6013 | Ball bearing 6013 | 1 | |
| 6 | 554.31C.147 | 调整垫片 | Adjusting shims | demand | |
| 7 | 304.31.110-1 | 立轴挡圈 | Blocking ring of upright shaft | 1 | |
| 8 | 304.31.138 | 锁紧垫片 | Lock washer | 1 | |
| 9 | GB/T5783-2000-M10×25 | 螺栓 M10×25 | Hex. head bolt M10×25 | 6 | |
| 10 | GB/T3452.1-1992-92.5×3.55 | O形圈 92.5×3.55 | O-ring seal 92.5×3.55 | 1 | |
| 11 | GB/T93-1987-10 | 垫圈 10 | Spring lock washer 10 | 22 | |
| 12 | 504G3.31.107 | 上轴承盖 | Upper bearing cover | 1 | |
| 13 | GB/T3452.1-1992-34.5×2.65 | O型圈 34.5×2.65 | O-ring seal 34.5×2.65 | 1 | |
| 14 | GB/T308-2002-8.7312G200b | 钢球 8.7312G200b | Stillball 8.7312G200b | 1 | 11/32'' |
| 15 | 304.31.202-1 | 联接转向臂衬套 | Steering arm bushing | 1 | |
| 16 | 504G3.31.201 | 转向臂 | Steering arm | 1 | |
| 17 | GB/T6171-2000-M10×1 | 螺母 M10×1 | Hex. thin slotted nut M10×1 | 1 | |
| 18 | JB/T7940.1-1995-M8×1 | 油杯 M8×1 | Grease cup M8×1 | 1 | |
| 19 | 504.31.144 | 紧钉螺钉 M10×1 | Lockbolt M10×1 | 1 | |
| 20 | GB/T119.1-2000-B10×28 | 销 B10×28 | Straight pin B10×28 | 2 | |
| 21 | GB/T93-1987-12 | 垫圈 12 | Spring lock washer 12 | 4 | |
| 22 | GB/T5783-2000-M12×40 | 螺栓 M12×40 | Hex. head bolt M12×40 | 4 | |
| 23 | 504G3.31.123 | 防泥水油封MC60×90×20/14 | Guard against turbid oil-seal MC60×90× | 1 | |
| 24 | GB/T276-1994-61911 | 轴承 61911 | Ball bearing 61911 | 1 | |
| 25 | GB/T276-1994-32009 | 轴承 32009 | Ball bearing 32009 | 1 | |

8.3 前驱动桥总成 (右边减速) Front Wheel Drive Axle (Right Side-Slowdown)

续表

| Ser.No. | Part No. | 名称及规格 | Name & Specifications | Quantity | Remarks |
|---------|--------------------------|--------------------|--|----------|---------------|
| 26 | GB/T6170-2000-M12 | 螺母 M12 | Hex. thin slotted nut M12 | 1 | |
| 27 | 504G3.31.116 | 右边减速壳体 | Right final drive housing | 1 | |
| 28 | 504G3.31.117 | 末减速被动齿轮 | Driven bevel gear of final drive | 1 | |
| 29 | GB/T3452.1-1992-236×5.3 | O形圈 236×5.3 | O-ring seal 236×5.3 | 1 | |
| 30 | GB/T276-1994-6309 | 轴承 6309 | Ball bearing 6309 | 1 | |
| 31 | 504G3.31.102-1 | 驱动轴盖 | Drive shaft cover | 1 | |
| 32 | GB/T5783-2000-M10×40 | 螺栓 M10×40 | Hex. head bolt M10×40 | 11 | |
| 33 | 304.31.102-2 | 驱动轴固定圈 | Fixing ring of drive shaft | 2 | |
| 34 | 404-9.31.111 | 防泥水油封MC50×72×15/12 | Guard against turbid oil-seal MC50×72× | 1 | |
| 35 | 504G3.31.127-1 | 油封挡圈 | Blocking ring | 1 | |
| 36 | GB/T93-1987-18 | 垫圈 18 | Spring lock washer 18 | 6 | |
| 37 | GB/T5786-2000-M18×1.5×35 | 螺栓 M18×1.5×35 | hex. head bolt M18×1.5×35 | 4 | |
| 38 | 504G3.31.101 | 驱动轴 | Drive shaft | 1 | |
| 39 | 304.31.179 | 螺柱 | Double screw bolt | 2 | M18×1.5×52-20 |
| 40 | GB/T6176-2000-M18×1.5 | 螺母 M18×1.5 | Hex. nut M18×1.5 | 2 | |
| 41 | 504G3.31.021 | 拉杆接头总成(右) | Linkage ball joint (Right) | 1 | |
| 42 | GB/T9459-1988-M14×1.5 | 螺母 M14×1.5 | Hex. thin slotted nut M14×1.5 | 2 | |
| 43 | GB/T91-2000-3.2×24 | 销 3.2×24 | Split pin 3.2×24 | 2 | |
| 44 | GB/T6173-2000-M18×1.5 | 螺母 M18×1.5 | Hex.thin nut M18×1.5 | demand | |
| 45 | GB/T5783-2000-M10×35 | 螺栓 M10×35 | Hex. head bolt M10×35 | 1 | |
| 46 | 504G3.31.208 | 横拉杆 | Steering tie rod | 1 | |
| 47 | GB/T6173-2000-M18×1.5-L | 螺母 M18×1.5-左 | Hex.thin nut M18×1.5-Left | 1 | |
| 48 | 504G3.31.020 | 拉杆接头总成(左) | Linkage ball joint (Left) | 1 | |
| 49 | GB/T5783-2000-M10×30 | 螺栓 M10×30 | Hex. head bolt M10×30 | 4 | |

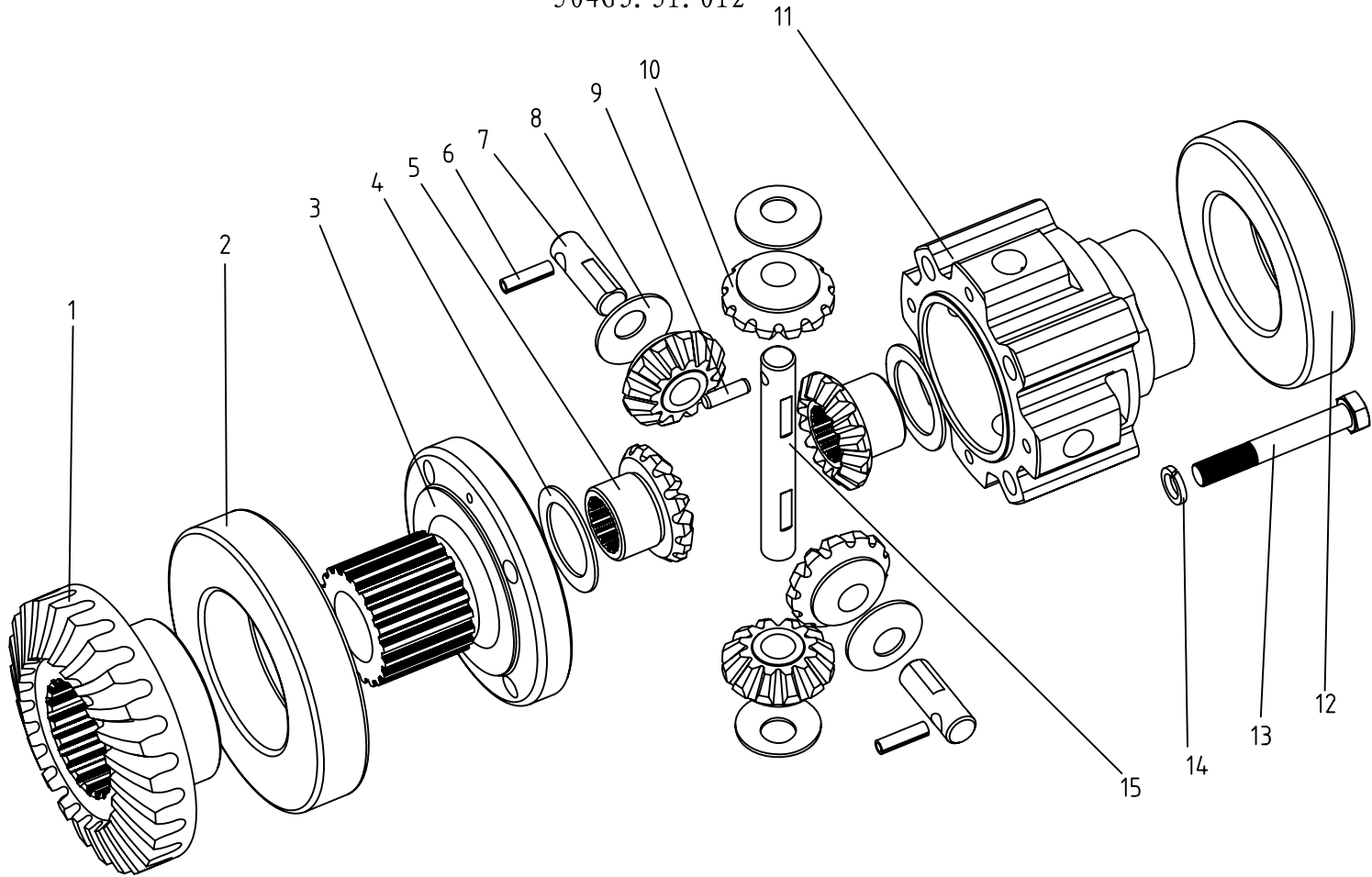
8.3 前驱动桥总成 (右边减速) Front Wheel Drive Axle (Right Side-Slowdown)

续表

| Ser.No. | Part No. | 名称及规格 | Name & Specifications | Quantity | Remarks |
|---------|-------------------------|-------------|-----------------------------------|----------|---------|
| 50 | 504G3.31.118 | 下轴承盖 | Lower bearing cover | 1 | |
| 51 | GB/T3452.1-1992-75×2.65 | O形圈 75×2.65 | O-ring seal 75×2.65 | 1 | |
| 52 | 850-2.39.112/113/114 | 调整垫片 | Adjusting shims | demand | |
| 53 | GB/T276-1994-6208 | 轴承 6208 | Ball bearing 6208 | 1 | |
| 54 | JB-FT-CU-16 | 组合铜垫圈16 | Combined seal washer 16 | 1 | |
| 55 | 200.38.024 | 放油螺塞总成 | Oil drain plug | 1 | |
| 56 | 504G3.31.120 | 末减速主动齿轮 | Driving bevel gear of final drive | 1 | |
| 57 | 504G3.31.106-1 | 立轴 | Upright shaft | 1 | |
| 58 | GB/T5783-2000-M12×30 | 螺栓 M12×30 | Hex. head bolt M12×30 | 1 | |

8.4 前驱动桥总成 (504G3. 31. 012部件)
Front Drive Wheel Axle (504G3. 31. 012 Assembly)

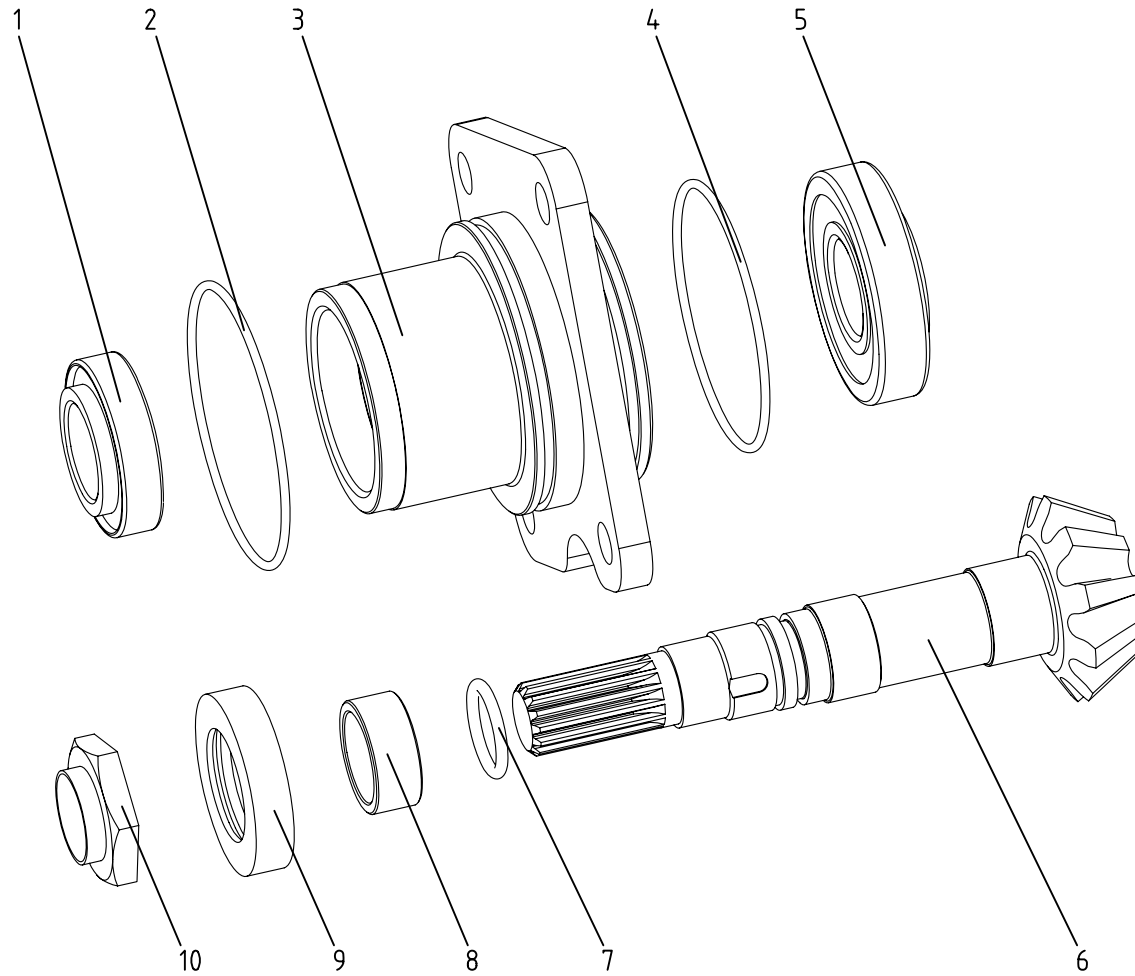
504G3. 31. 012



8.4 前驱动桥总成 (504G3.31.012部件) Front Wheel Drive Axle (504G3.31.012 Assembly)

| Ser.No. | Part No. | 名称及规格 | Name & Specifications | Quantity | Remarks |
|---------|------------------------|-------------|----------------------------|----------|---------|
| 1 | 504G3.31.202 | 被动圆锥齿轮 | Crown gear | 1 | |
| 2 | GB/T276-1994-6214 | 轴承6214 | Taper roller bearing 6214 | 1 | |
| 3 | 504G3.31.203 | 左差速器壳体 | Left differential housing | 1 | |
| 4 | 304.31.210A-1 | 半轴齿轮垫圈 | Half shaft gear washer | 2 | |
| 5 | 304.31.211A | 差速器半轴齿轮 | Half shaft gear | 2 | |
| 6 | GB/T879.1-2000-6×24 | 销6×24 | Pin 6×24 | 2 | |
| 7 | 504G3.31.214 | 行星齿轮短轴 | Planet gear short shaft | 2 | |
| 8 | 304.31.209A-1 | 行星齿轮垫圈 | Planet gear washer | 4 | |
| 9 | GB/T119.1-2000-B6×32 | 销 B6×32 | Straight pin B6×32 | 1 | |
| 10 | 304.31.205A | 差速器行星齿轮 | Planet gear | 4 | |
| 11 | 504G3.31.204 | 右差速器壳体 | Right differential housing | 1 | |
| 12 | GB/T276-1994-6212 | 轴承6212 | Taper roller bearing 6212 | 1 | |
| 13 | GB/T5785-2000-M10×1×70 | 螺栓 M10×1×70 | Hex. head bolt M10×1×70 | 4 | |
| 14 | GB/T93-1987-10 | 垫圈 10 | Spring lock washer 10 | 4 | |
| 15 | 504G3.31.215 | 行星齿轮长轴 | Planet gear long shaft | 1 | |

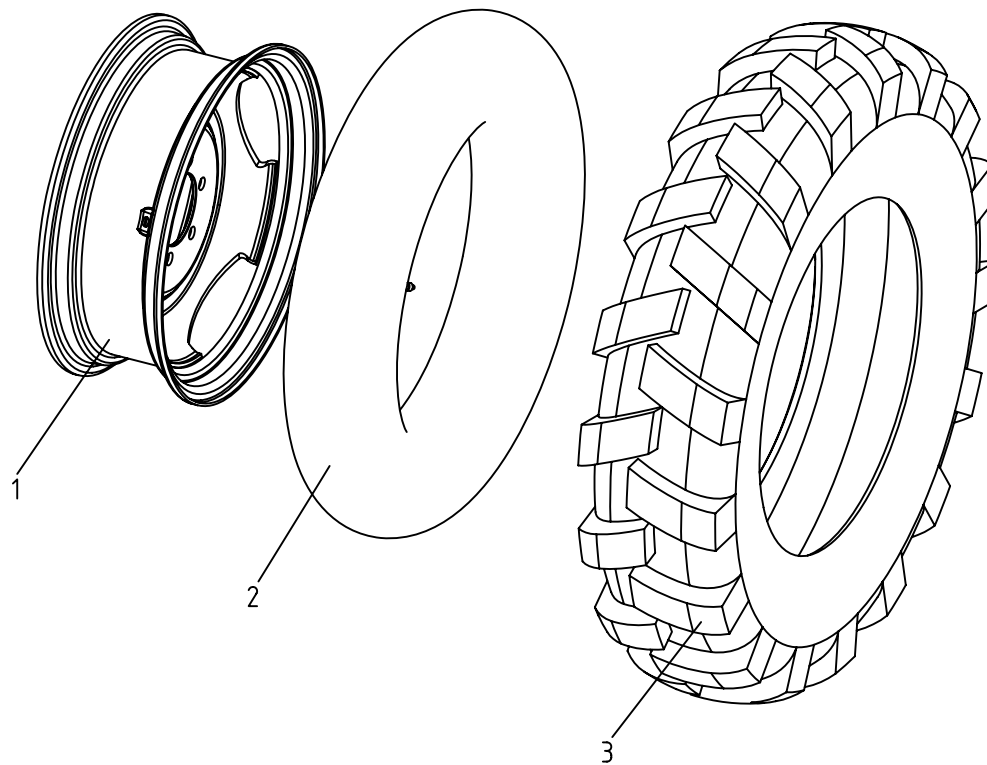
8.5 前驱动桥总成 (504G3. 31. 016部件)
Front Drive Axle (504G3. 31. 016 Assembly)
504G3. 31. 016



8.5 前驱动桥总成 (504G3.31.016部件) Front Wheel Drive Axle (504G3.31.016 Assembly)

| Ser.No. | Part No. | 名称及规格 | Name & Specifications | Quantity | Remarks |
|---------|---------------------------|---------------|----------------------------|----------|---------|
| 1 | GB/T297-1994-32006 | 轴承 32006 | Taper roller bearing 32006 | 1 | |
| 2 | GB/T3452.1-1992-85×2.65 | O形圈 85×2.65 | O-ring seal 85×2.65 | 1 | |
| 3 | 504G3.31.210 | 主动锥齿轮轴承座 | Bearing seat | 1 | |
| 4 | GB/T3452.1-1992-80×2.65 | O形圈 80×2.65 | O-ring seal 80×2.65 | 1 | |
| 5 | GB/T297-1994-31306 | 轴承 31306 | Taper roller bearing 31306 | 1 | |
| 6 | 504G3.31.211 | 主动圆锥齿轮 | Bevel drive pinion | 1 | |
| 7 | GB/T3452.1-1992-23.6×2.65 | O形圈 23.6×2.65 | O-ring seal 23.6×2.65 | 1 | |
| 8 | 304.31.225-1 | 主动锥齿轮油封座圈 | Oil-seal seat | 1 | |
| 9 | HG4-692-1967-SD35×56×12 | 油封 SD35×56×12 | Oil-seal SD35×56×12 | 1 | |
| 10 | 504G3.31.209 | 锁紧螺母 | Locknut | 1 | |

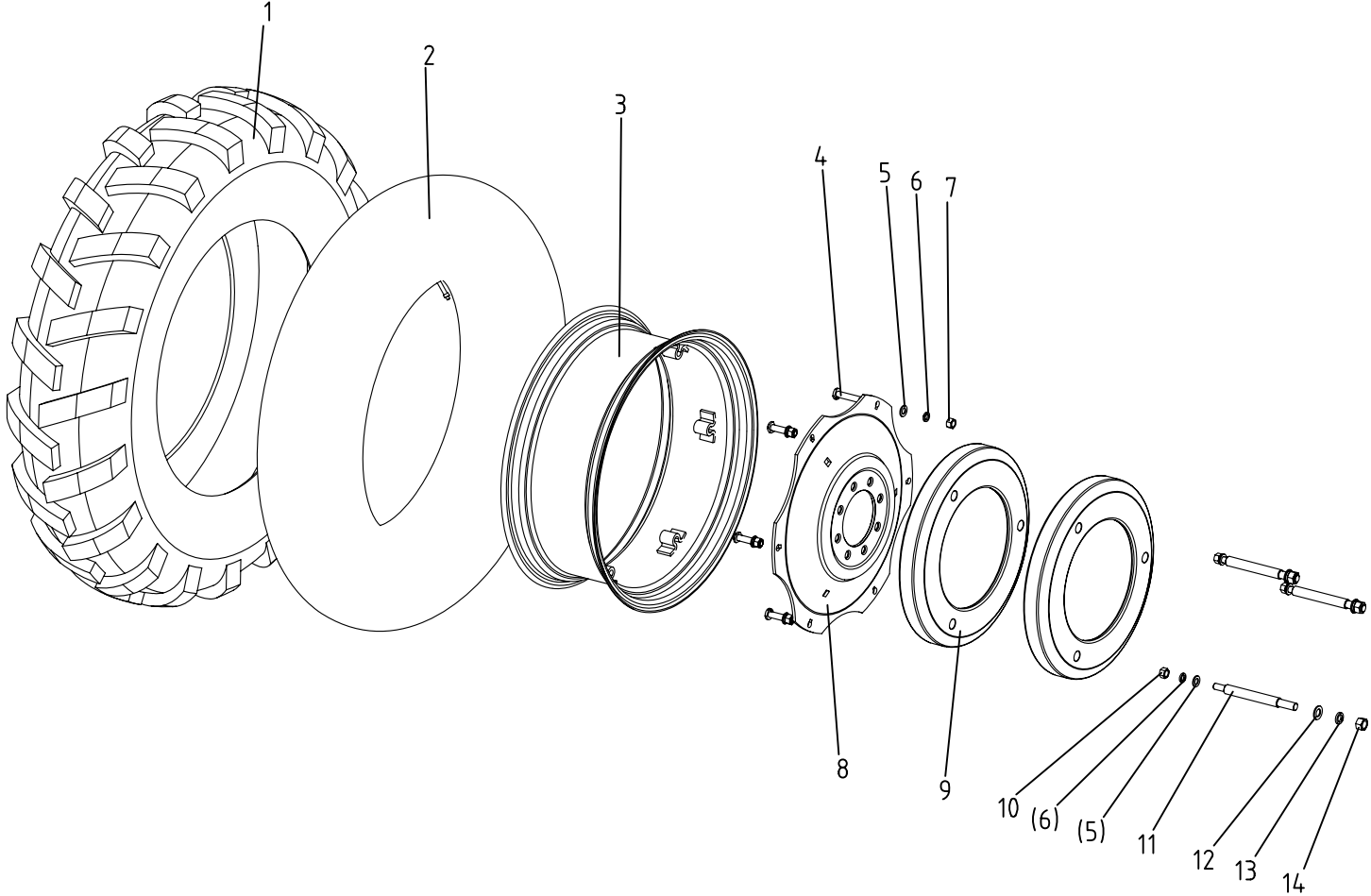
9 前驱动轮总成
Front Drive Wheel (8.3-20)
454J.32C.001



9 前驱动轮总成 Front Wheel (8.3-20)

| Ser.No. | Part No. | 名称及规格 | Name & Specifications | Quantity | Remarks |
|---------|----------------------|--------------|-----------------------|----------|---------|
| 1 | 454J.32C.011 | 轮辋总成 (W7×20) | Front wheel rim | 1 | |
| 2 | GB/T2979-2008-8.3-20 | 8.3-20 内胎 | Tube 8.3-20 | 1 | |
| 3 | GB/T2979-2008-8.3-20 | 8.3-20 外胎 | Tire 8.3-20 | 1 | |

10 驱动轮总成
Drive Wheel (12.4-28)
504G3. 34. 001



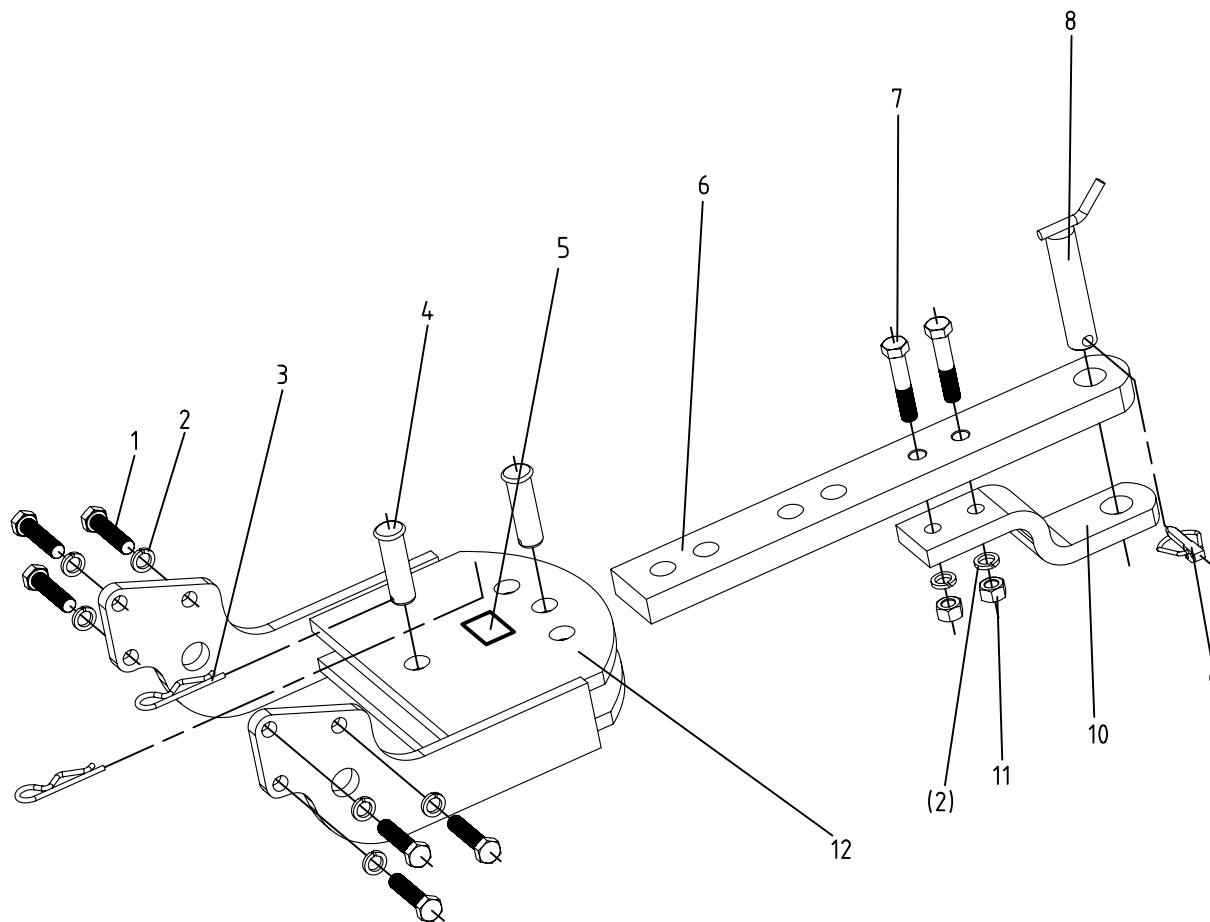
10 驱动轮总成 Drive Wheel (12.4-28)

| Ser.No. | Part No. | 名称及规格 | Name & Specifications | Quantity | Remarks |
|---------|-----------------------|------------|------------------------------|----------|----------|
| 1 | GB/T2979-1991-12.4-28 | 12.4-28外胎 | 12.4-28 shoe | 1 | |
| 2 | GB/T2979-1991-12.4-28 | 12.4-28内胎 | 12.4-28 inner tube | 1 | |
| 3 | 504G3.34.011 | 轮辋总成 | Driving wheel rim | 1 | |
| 4 | 450.34.101 | 轮辋螺栓 | Attachment bolt | 6 | |
| 5 | GB/T97.1-2002-16 | 垫圈 16 | plain washer 16 | 9 | |
| 6 | GB/T93-1987-16 | 垫圈 16 | Spring lock washer 16 | 9 | |
| 7 | GB/T6171-2000-M16×1.5 | 螺母 M16×1.5 | Fine thread hex. Nut M16×1.5 | 6 | |
| 8 | 450.34.104 | 幅板 | Wheel disc | 1 | |
| 9 | 450.34.103-1 | 配重 | Rear wheel ballast | 2 | Optional |
| 10 | GB/T6170-2000-M16 | 螺母 M16 | Hex. Nut M16 | 3 | |
| 11 | 504G3.34.102 | 配重螺栓 | Ballast bolt | 3 | |
| 12 | GB/T97.1-2002-20 | 垫圈 20 | plain washer 20 | 3 | |
| 13 | GB/T93-1987-20 | 垫圈 20 | Spring lock washer 20 | 3 | |
| 14 | GB/T6170-2000-M20 | 螺母 M20 | Hex. Nut M20 | 3 | |

11. A 牵引装置总成

Drawbar

504G3.53.001



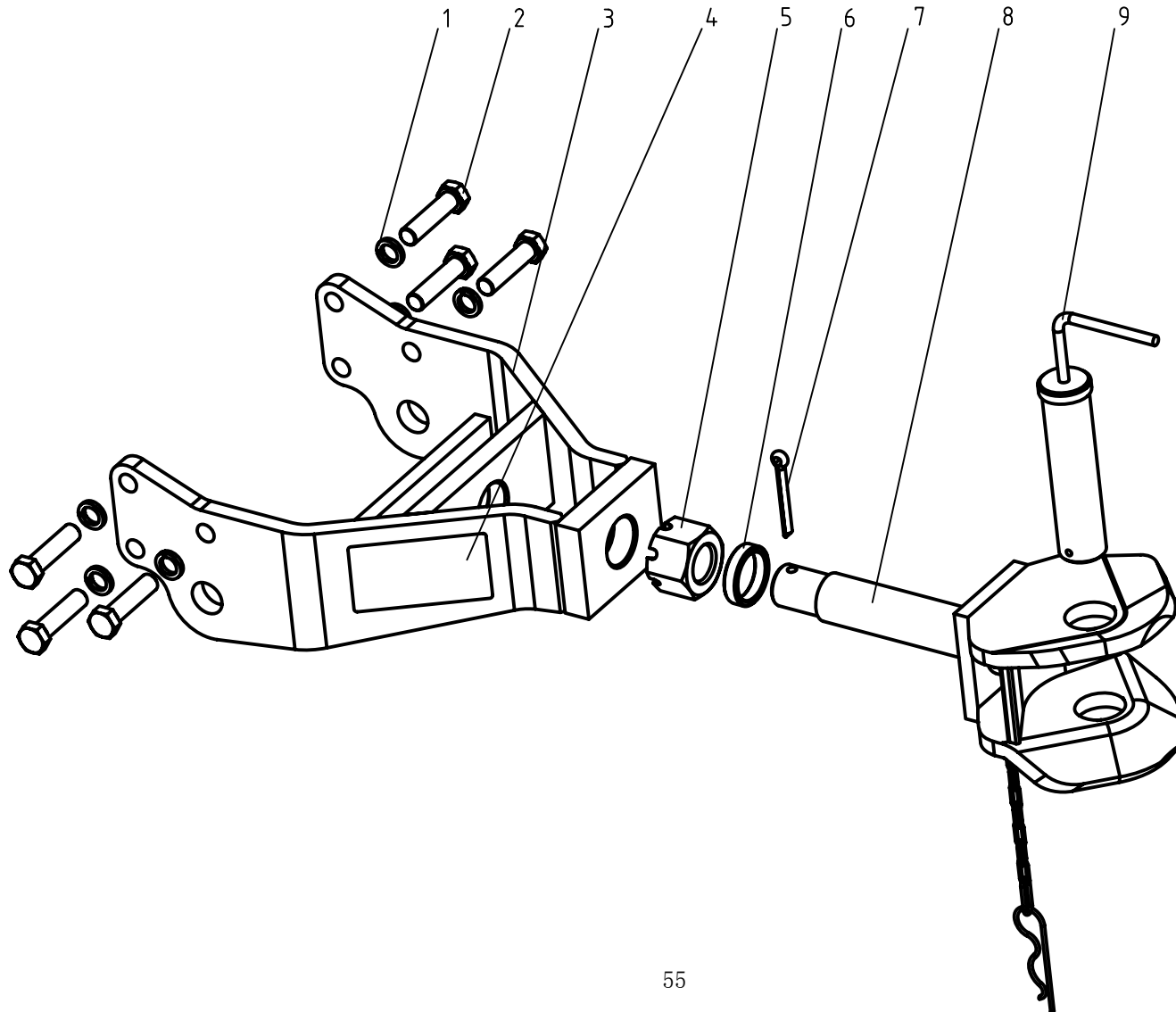
11. A 牵引装置总成 Drawbar

| Ser.No. | Part No. | 名称及规格 | Name & Specifications | Quantity | Remarks |
|---------|----------------------|----------------|-----------------------|----------|---------|
| 1 | GB/T5783-2000-M16×65 | 螺栓 M16×65 | Hex.head bolt M14×65 | 6 | |
| 2 | GB/T93-1987-16 | 垫圈 16 | Spring washer 16 | 8 | |
| 3 | 300.53.102 | 牵引R销 | R-pin | 2 | |
| 4 | GB/T882-1986-B25×80 | 销轴 B25×80 | Pin B25x80 | 2 | |
| 5 | 504G3.53.103 | 牵引装置E-mark证号标贴 | E-mark labeling | 1 | |
| 6 | 450.53.103 | 牵引板 | Drawbar rod | 1 | |
| 7 | GB/T5782-2000-M16×75 | 螺栓 M16×75 | Hex.head bolt M16×75 | 2 | |
| 8 | 300.53.011 | 销轴焊合件 | Hitch pin | 1 | |
| 9 | 200.56.011 | 锁销组合件 | Lock pin | 1 | |
| 10 | 300.53.104-1 | 牵引卡 | Drawbar clip | 1 | |
| 11 | GB/T6170-2000-M16 | 螺母 M16 | Hex.Nut M16 | 2 | |
| 12 | 504G3.53.011 | 牵引装置焊合件 | Drawbar frame | 1 | |

11. B 拖挂装置总成

Clevis type

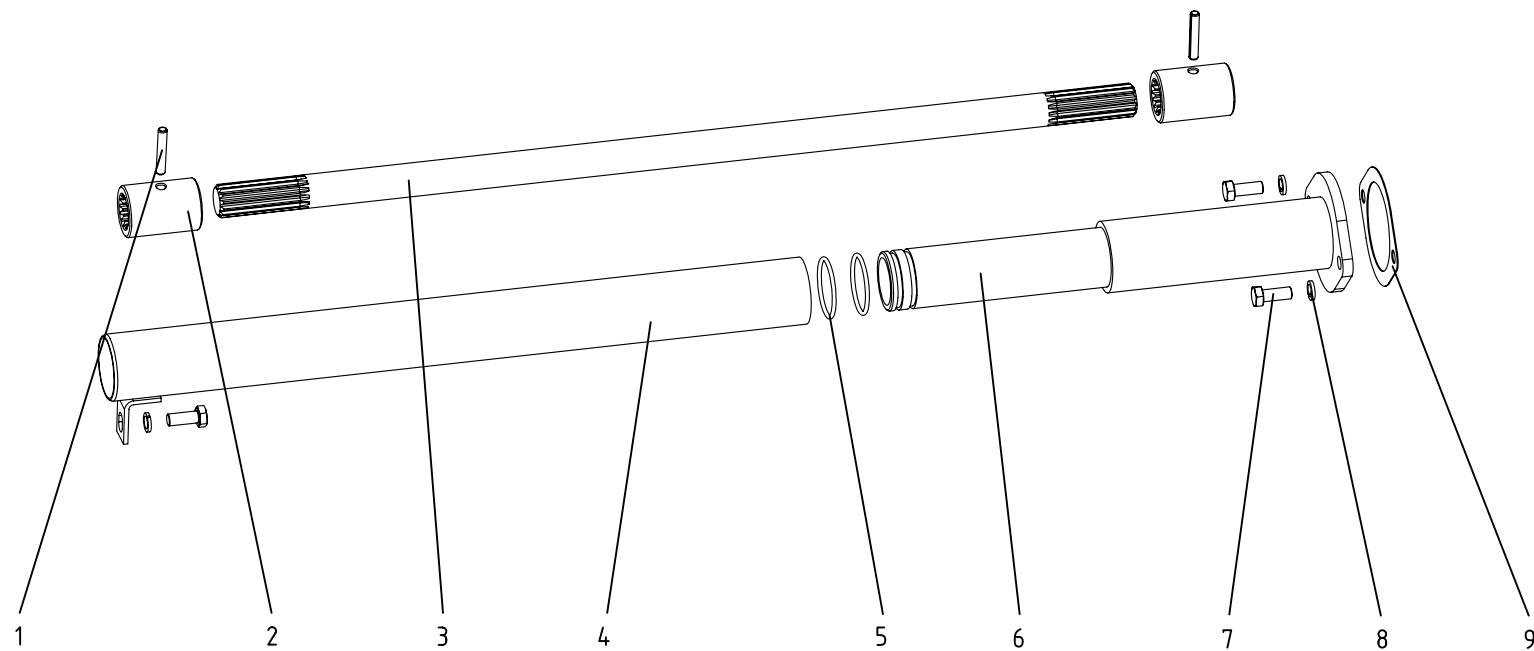
504G3. 35B. 001



11. B 拖挂装置总成 Clevis Type

| Ser.No. | Part No. | 名称及规格 | Name & Specifications | Quantity | Remarks |
|---------|----------------------|----------------|-------------------------|----------|---------|
| 1 | GB/T93-1987-16 | 垫圈16 | Spring lock washer 16 | 6 | |
| 2 | GB/T5782-2000-M16×65 | 螺栓M16×65 | Hex.bolt M16×65 | 6 | |
| 3 | 504G3.35B.011 | 固定架焊合件 | Fixed yoke weldment | 1 | |
| 4 | 504G3.35B.115 | 拖挂装置E-mark证号标贴 | E-mark labeling | 1 | |
| 5 | GB/T6178-2000-M36 | 螺母M36 | Hexagon slotted nut M16 | 1 | |
| 6 | 300-6.35B.101 | 套筒 | Sleeve | 1 | |
| 7 | GB/T91-1986-8×60 | 销8×60 | Split pin 8×60 | 1 | |
| 8 | 300-6.35B.013 | 联接架焊合件 | Draw bail weldment | 1 | |
| 9 | 300-6.35.018 | 插销焊合件(二) | Bolt weldment | 1 | |

12 传动轴总成
The transmission shaft assembly
504G3. 36. 001



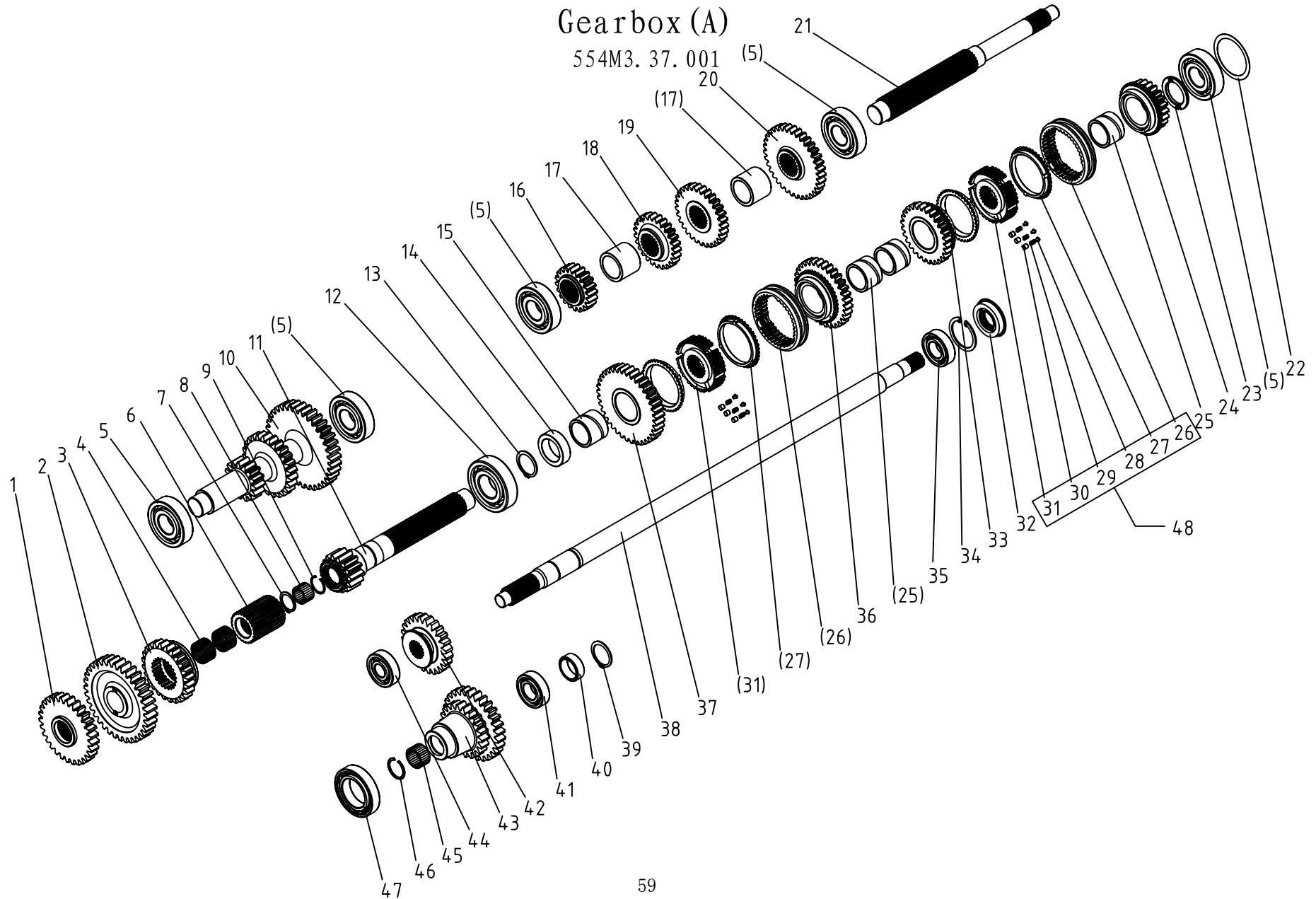
12 传动轴总成 Transmission shaft

| Ser.No. | Part No. | 名称及规格 | Name & Specifications | Quantity | Remarks |
|---------|---------------------------|---------------|-------------------------|----------|---------|
| 1 | GB/T897.2-2000-6×35 | 销6×35 | Slotted spring pin 6×35 | 2 | |
| 2 | 504G3.41.121 | 花键连接套 | Spline connecting | 2 | |
| 3 | 504G3.36.101 | 传动轴 | Transmission shaft | 1 | |
| 4 | 504G3.36.011 | 前套管焊合件 | Front housing | 1 | |
| 5 | GB/T3452.1-1992-36.5×2.65 | O形圈 36.5×2.65 | O-ring seal 36.5×2.65 | 2 | |
| 6 | 504G3.36.012 | 后套管焊合件 | Rear housing | 1 | |
| 7 | GB/T5783-2000-M8×20 | 螺栓 M8×20 | Hex. head bolt M8×20 | 3 | |
| 8 | GB/T93-1987-8 | 垫圈 8 | Spring lock washer 8 | 3 | |
| 9 | 504G3.36.102 | 纸垫 | Paper gasket | 1 | |

13.1 变速箱总成 (A)

Gearbox (A)

554M3. 37. 001



13.1 变速箱总成 (A) Gearbox (A)

| Ser.No. | Part No. | 名称及规格 | Name & Specifications | Quantity | Remarks |
|---------|-------------------------|----------------|--|----------|------------------|
| 1 | 504G3.37.118-1 | 前驱动主动齿轮 | Front drive active gear | 1 | |
| 2 | 504G3.37.116A | 低档被动齿轮 | Driven gear,low speed | 1 | |
| 3 | 504G3.37.125 | 副变速滑动齿轮 | Sliding gear,secondary change speed | 1 | |
| 4 | GB/T5846-1986-K30×35×17 | 滚针轴承 K30×35×17 | Ball bearing K30×35×17 | 2 | |
| 5 | GB/T276-1994-6306 | 轴承 6306 | Ball bearing 6306 | 5 | |
| 6 | 504G3.37.126-1 | 副变速滑动齿轮座 | Sliding sleeve seat,secondary change speed | 1 | |
| 7 | 254G3.37.129 | 轴用卡簧28 | Circlip for shaft 28 | 1 | |
| 8 | 504G3.37.023 | 满装滚针组件 | Ball bearing groupware | 1 | |
| 9 | 504G3.37.129-1 | 孔用卡簧32 | Circlip for hole 32 | 1 | |
| 10 | 554M3.37.103 | 副变速中间齿轮轴 | Counter-gear-shaft | 1 | |
| 11 | 554M3.37.105 | 第二轴 | 2nd shaft | 1 | |
| 12 | GB/T276-1994-6307 | 轴承 6307 | Ball bearing 6307 | 1 | |
| 13 | 504G3.37.112 | 挡圈35 | Circlip for shaft 35 | 1 | |
| 14 | 504G3.37.111 | 隔套 | Spacer bush | 1 | |
| 15 | 504G3.37.131 | 长衬套 | Long bush | 1 | |
| 16 | 504G3.37.109 | I 档主动齿轮 | Driving gear,1st speed | 1 | |
| 17 | 504G3.37.106 | 主变速输入轴隔套 | Spacer bush | 2 | |
| 18 | 504G3.37.108 | II 档主动齿轮 | Driving gear,2nd speed | 1 | |
| 19 | 504G3.37.107 | III 档主动齿轮 | Driving gear,3rd speed | 1 | |
| 20 | 554M3.37.101 | IV 档主动齿轮 | Driving gear,4th speed | 1 | |
| 21 | 504G3.37.104A | 主变速输入轴 | Input shaft,main change speed | 1 | |
| | 504G3.37.104 | 主变速输入轴 | Input shaft,main change speed | 1 | For creeper gear |
| 22 | 504G3.37.145 | 调整垫片 | Adjust shims | demand | |
| 23 | 504G3.37.142 | 隔圈 | Spacing ring | 1 | |
| 24 | 554M3.37.104 | IV 档被动齿轮 | Driven gear,4th speed | 1 | |

13.1 变速箱总成 (A) Gearbox (A)

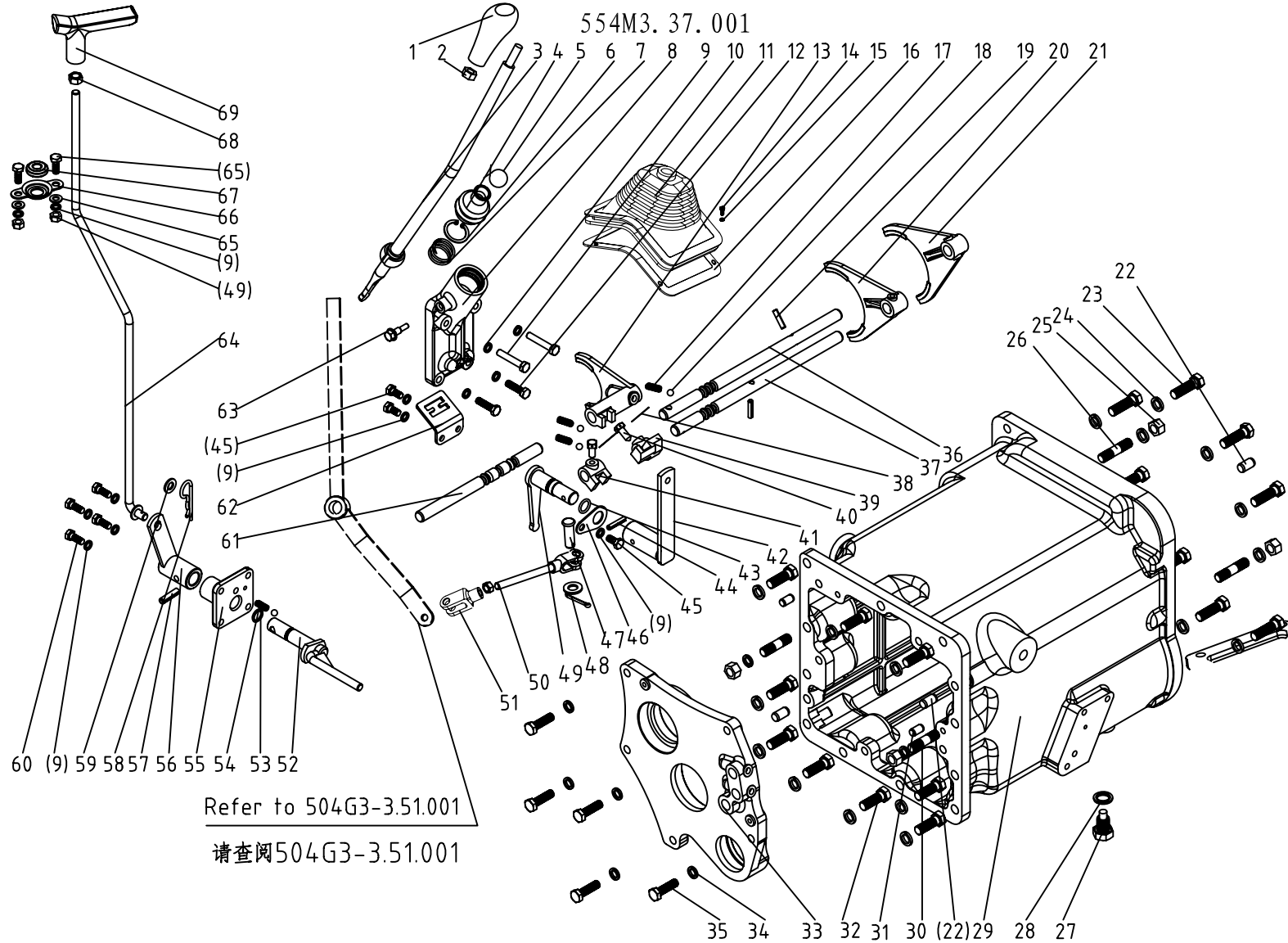
续表

| Ser.No. | Part No. | 名称及规格 | Name & Specifications | Quantity | Remarks |
|---------|-------------------------|----------------|---------------------------|----------|---------|
| 25 | 504G3.37.141 | 衬套 | Bush | 3 | |
| 26 | 550-1.37A.112 | 同步器齿套 | Hub sleeve | 2 | |
| 27 | 550-1.37A.114 | 同步环 | Cone ring | 4 | |
| 28 | 550-1.37A.116 | 托架 | Bracket | 6 | |
| 29 | 550-1.37A.115 | 弹簧 | Spring | 6 | |
| 30 | 550-1.37A.117 | 止销 | Pin | 6 | |
| 31 | 504G3.37.136 | 同步器齿毂 | Hub gear | 2 | |
| 32 | 254G3.41.124 | 密封圈FB25×52×9 | Oil seal FB25×52×9 | 1 | |
| 33 | 504G3.37.135 | III档被动齿轮 | Driven gear,3rd speed | 1 | |
| 34 | GB/T893.1-1986-52 | 挡圈 52 | Circlip for hole 52 | 1 | |
| 35 | GB/T276-1994-6205 | 轴承 6205 | Ball bearing 6205 | 1 | |
| 36 | 504G3.37.134 | II档被动齿轮 | Driven gear,2nd speed | 1 | |
| 37 | 504G3.37.132 | I档被动齿轮 | Driven gear,1st speed | 1 | |
| 38 | 504G3.37.148 | 前驱动轴 | Front wheel driving shaft | 1 | |
| 39 | 504G3.63.102 | 轴用挡圈 30 | Circlip for shaft 30 | 1 | |
| 40 | 504G3.37.124A | 隔套 | Spacer bush | 1 | |
| 41 | GB/T283-1994-NJ205E | 轴承 NJ205E | Ball bearing NJ205E | 1 | |
| 42 | 504G3.37.122 | 前驱动被动齿轮 | Front wheel driven shaft | 1 | |
| 43 | 504G3.37.120 | 前驱动中间双联齿轮 | Doublegear block | 1 | |
| 44 | GB/T276-1994-6304 | 轴承 6304 | Ball bearing 6304 | 1 | |
| 45 | GB/T5846-1986-K25×31×17 | 滚针轴承 K25×31×17 | Ball bearing K25×31×17 | 1 | |
| 46 | 504G3.37.121 | 孔用卡簧31 | Circlip for hole 31 | 1 | |
| 47 | GB/T276-1994-6009 | 轴承 6009 | Ball bearing 6009 | 1 | |
| 48 | 504G3.37.022HW | 同步器合件 | Synchronizer | 1 | |

13.2 变速箱总成 (B)

Gearbox (B)

554M3. 37.001



13.2 变速箱总成 (B) Gearbox (B)

| Ser.No. | Part No. | 名称及规格 | Name & Specifications | Quantity | Remarks |
|---------|-------------------------|----------------|---|----------|---------|
| 1 | 504G3.37.157 | 主变速换挡杆手柄总成 | Gear-shift hand lever,main change speed | 1 | |
| 2 | GB/T6170-2000-M10 | 螺母 M10 | Nut M10 | 2 | |
| 3 | 504G3-3.37.011-1 | 主变速操纵杆焊合件 | Gear shift lever,main change speed | 1 | |
| 4 | 254G3.37.152 | 防尘罩 | Dust boot | 1 | |
| 5 | GB/T3083-1982-Zd1.5×200 | 镀锌钢丝 Zd1.5×200 | Galvanized Steel Wire Zd1.5×200 | 1 | |
| 6 | GB/T893.1-1986-34 | 挡圈 34 | Circlip for hole 34 | 1 | |
| 7 | 254G3.37.151 | 变速杆弹簧 | Spring | 1 | |
| 8 | 504G3.37.153 | 主变速座 | Seat,mian change speed | 1 | |
| 9 | GB/T93-1987-8 | 垫圈 8 | Spring lock washer 8 | 12 | |
| 10 | GB/T5783-2000-M8×45 | 螺栓 M8×45 | Hex. head bolt M8×45 | 2 | |
| 11 | 504G3-3.37.102 | 换挡杆橡胶套 | Rubber Parts,Gear-shift lever | 1 | |
| 12 | GB/T5783-2000-M8×30 | 螺栓 M8×30 | Hex. head bolt M8×30 | 2 | |
| 13 | 504G3.37.115 | 副变速拨叉 | Shift fork,secondary change speed | 1 | |
| 14 | GB/T818-2000-M5×16 | 螺栓 M5×16 | Hex. head bolt M12×40 | 4 | |
| 15 | GB/T93-1987-5 | 垫圈 5 | Spring lock washer 5 | 4 | |
| 16 | 504G3-3.37.101 | 橡胶套固定板 | Fixed plate for Rubber Parts | 1 | |
| 17 | 254G3.37.163 | 定位弹簧 | Positioning spring | 3 | |
| 18 | GB/T308-2002-8 | 钢球 8 | Steel ball 8 | 4 | |
| 19 | GB/T879.4-2000-6×28 | 销 6×28 | Pin 6×28 | 2 | |
| 20 | 504G3.37.149 | III-IV档拨叉 | Shift fork,3rd-4th speed | 1 | |
| 21 | 504G3.37.133 | I - II档拨叉 | Shift fork,1st-2nd speed | 1 | |
| 22 | GB/T119.2-2000-B12×20 | 销 B12×20 | Round pin B 12×20 | 4 | |
| 23 | GB/T5783-2000-M12×40 | 螺栓 M12×40 | Hex. head bolt M12×40 | 9 | |
| 24 | GB/T93-1987-12 | 垫圈 12 | Spring lock washer 12 | 22 | |
| 25 | GB/T6170-2000-M12 | 螺母 M12 | Nut M12 | 4 | |

13.2 变速箱总成 (B) Gearbox (B)

续表

| Ser.No. | Part No. | 名称及规格 | Name & Specifications | Quantity | Remarks |
|---------|-------------------------|----------------|--------------------------------------|----------|---------|
| 26 | GB/T899-1988-M12×35 | 双头螺柱 M12×35 | Studs M12×35 | 2 | |
| 27 | 200.38.024 | 放油螺塞总成 | Oil drain plug | 1 | |
| 28 | JB-FT-CU-16 | 组合密封铜垫圈16 | Copper washer 16 | 1 | |
| 29 | 504G3.37.101 | 变速箱体 | Gearbox housing | 1 | |
| 30 | GB/T899-1988-AG M12×30 | 双头螺柱 AG M12×30 | Studs AG M12×30 | 2 | |
| 31 | GB/T119.2-2000-B10×20 | 销 B10×20 | Round pin B 10×20 | 2 | |
| 32 | GB/T5783-2000- M12×35 | 螺栓 M12×35 | Hex. head bolt M12×35 | 9 | |
| 33 | 504G3.37.110 | 变速箱后隔板 | After gearbox partition | 1 | |
| 34 | GB/T93-1987-10 | 垫圈 10 | Spring lock washer 10 | 5 | |
| 35 | GB/T5783-2000-M10×35 | 螺栓 M10×35 | Hex. head bolt M10×35 | 5 | |
| 36 | 504G3.37.156 | I - II 档拨叉轴 | Shift fork shaft,1st-2nd speed | 1 | |
| 37 | 504G3.37.155 | III-IV 档拨叉轴 | Shift fork shaft,3rd-4th speed | 1 | |
| 38 | GB/T3083-1982-Zd1.4×250 | 镀锌钢丝 Zd1.4×250 | Galvanized Steel Wire Zd1.4×250 | 2 | |
| 39 | 504G3.37.102 | III-IV 档拨头 | Shift fork head,3rd-4th speed | 1 | |
| 40 | 254G3.37.146 | 紧定螺钉 | Set screw | 2 | |
| 41 | 504G3.37.150 | I - II 档拨叉头 | Shift fork head,1st-2nd speed | 1 | |
| 42 | 504G3-3.37.012 | 副变速摇臂焊接件 | Rocker arm,secondary change speed | 1 | |
| 43 | GB/T3452.1-1992-15×2.65 | O形圈 15×2.65 | O-ring seal 15×2.65 | 1 | |
| 44 | GB/T879.4-2000-6×30 | 销 6×30 | Pin 6×30 | 2 | |
| 45 | GB/T5783-2000-M8×16 | 螺栓 M8×16 | Hex. head bolt M8×16 | 2 | |
| 46 | 504G3.37.168 | 挡板 | Baffle | 1 | |
| 47 | GB/T882-1986-B10×30 | 销轴 B10×30 | Clevis pin with head B10×30 | 2 | |
| 48 | GB/T91-2000-3.2×25 | 销 3.2×25 | Split pin 3.2×25 | 2 | |
| 49 | 504G3.37.015 | 副变速拨杆焊接件 | Driving lever,secondary change speed | 1 | |

13.2 变速箱总成 (B) Gearbox (B)

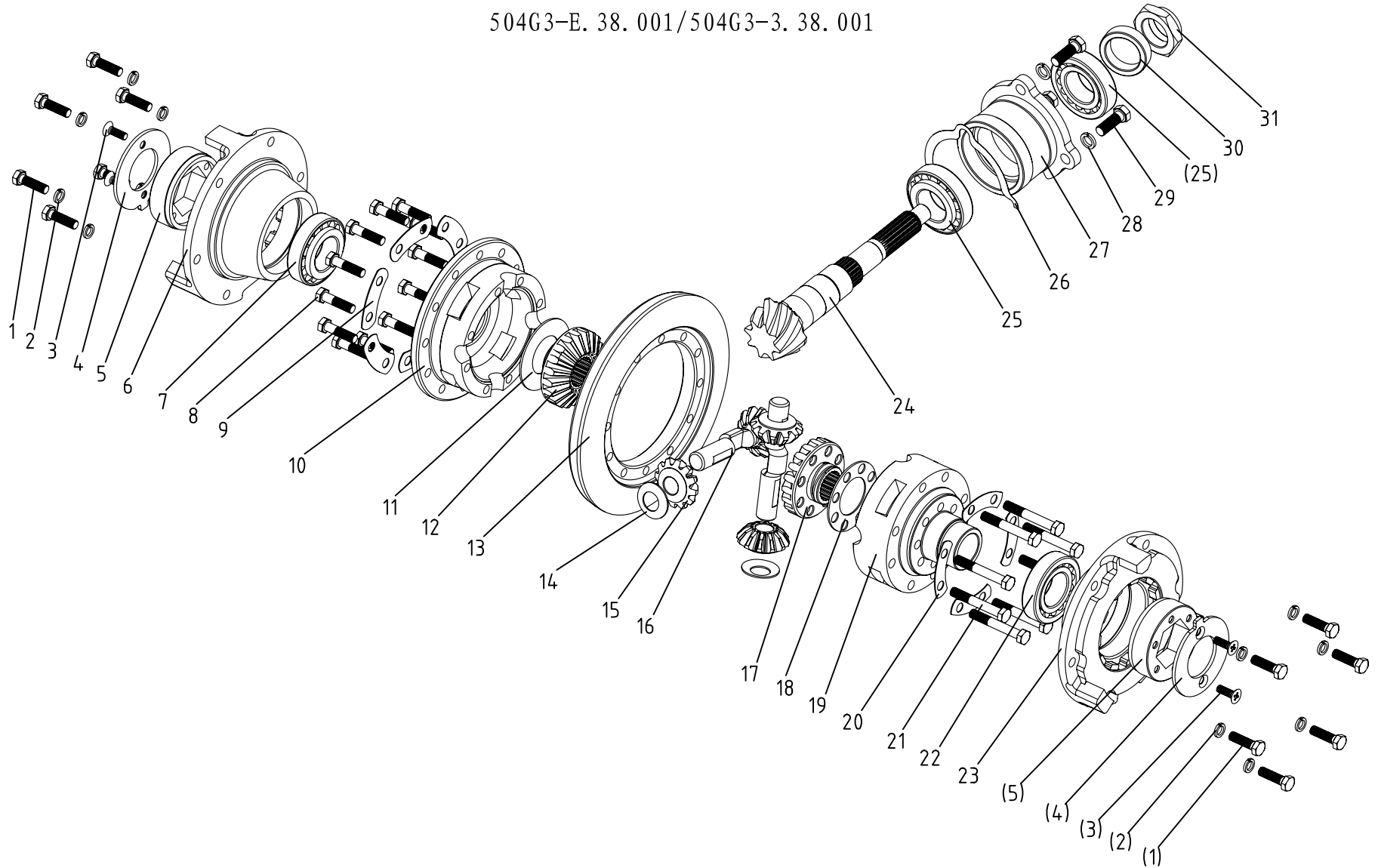
续表

| Ser.No. | Part No. | 名称及规格 | Name & Specifications | Quantity | Remarks |
|---------|---------------------------|---------------|---|----------|---------|
| 50 | 504G3.37.090 | 拉杆焊合件 | Pull rod weldment | 1 | |
| 51 | 254G2.43.102 | 拉杆叉 | Rod clevis | 1 | |
| 52 | 504G3.37.018 | 前驱动拨头焊接件 | Shifting block,Front wheel drive | 1 | |
| 53 | GB/T3452.1-1992-13.2×2.65 | O形圈 13.2×2.65 | O-ring seal 13.2×2.65 | 1 | |
| 54 | 504G3.37.171 | 前驱动定位弹簧 | Positioning spring,Front wheel drive | 1 | |
| 55 | 504G3.37.172 | 前驱动操纵座 | Spring support,Front wheel drive | 1 | |
| 56 | 504G3.37.020 | 前驱动摇臂焊接件 | Rocker arm,Front wheel drive | 1 | |
| 57 | GB/T879.4-2000-8×30 | 销 8×30 | Pin 8×30 | 1 | |
| 58 | GB/T4329-2001-2.8×45 | R销 2.8×45 | R pin 2.8×45 | 1 | |
| 59 | GB/T97.1-2002-10 | 垫圈 10 | Washer 10 | 3 | |
| 60 | GB/T5783-2000-M8×20 | 螺栓 M8×20 | Hex. head bolt M8×20 | 2 | |
| 61 | 504G3.37.165 | 副变速拨叉轴 | Shift fork shaft,secondary change speed | 1 | |
| 62 | 504G3.37.151-1 | 主变速导向互锁板 | Oriented interlock board | 1 | |
| 63 | 254G3.37.160 | 主变速紧定螺钉 | Set screw,main change speed | 1 | |
| 64 | 504G3-3.37.013 | 前驱动操纵杆焊接件 | Control lever,Front wheel drive | 1 | |
| 65 | GB/T97.1-2002-8 | 垫圈 8 | Washer 8 | 2 | |
| 66 | 454.42.111 | 限位圈锁紧板 | Locking plate | 1 | |
| 67 | 454.42.110 | 限位圈 | Limit circle | 1 | |
| 68 | GB/T6171-2000-M10×1 | 螺母 M10×1 | Nut M10×1 | 1 | |
| 69 | 504G3.37.011 | 前驱动操纵手柄 | Control handle,Front wheel drive | 1 | |

14.1 后桥总成 (A)

Rear Axle (A)

504G3-E. 38. 001/504G3-3. 38. 001



14.1 后桥总成 (A) Rear Axle (A)

| Ser.No. | Part No. | 名称及规格 | Name & Specifications | Quantity | Remarks |
|---------|------------------------|---------------|----------------------------|----------|------------|
| 1 | GB/T5783-2000-M10×35 | 螺栓 M10×35 | Hex. head bolt M10×35 | 12 | |
| 2 | GB/T93-1987-10 | 垫圈 10 | Spring lock washer 10 | 12 | |
| 3 | GB/T819-2000-M8×25 | 十字槽沉头螺钉 M8×25 | Countersunk screw M8×25 | 4 | |
| 4 | 450.38.121 | 紧固板 | Fixing plate | 2 | |
| 5 | 450.38.122 | 调整螺母 | Adjusting nut | 2 | |
| 6 | 504G3.38.105 | 差速器轴承座1 | Differential case cover 1 | 1 | |
| 7 | GB/T297-1994-32011 | 滚动轴承 32011 | Ball bearing 32011 | 1 | |
| 8 | GB/T5785-2000-M10×1×30 | 螺栓 M10×1×30 | Bolt M10×1×30 | 12 | level 10.9 |
| 9 | 450.38.148 | 圆锥齿轮锁紧垫片 | Lock piece | 6 | |
| 10 | 650.38.168 | 差速器右壳 | Differential right housing | 1 | |
| 11 | 650.38.162 | 半轴齿轮垫片 I | Shim,half shaft gear I | 1 | |
| 12 | 650.38.169 | 右半轴齿轮 | Right half shaft gear | 1 | |
| 13 | 504G3.38.113 | 中央传动被动齿轮 | Spiral-bevel gear | 1 | |
| 14 | 650.38.164 | 行星齿轮垫片 | Planet gear shim | 4 | |
| 15 | 650.38.166 | 行星齿轮 | Planet gear | 4 | |
| 16 | 650.38.165 | 行星齿轮轴 | Planet gear shaft | 2 | |
| 17 | 650.38.161 | 左半轴齿轮 | Left half shaft gear | 1 | |
| 18 | 650.38.170 | 半轴齿轮垫片 II | Shim,half shaft gear II | 1 | |
| 19 | 650.38.163 | 差速器左壳 | Differential left housing | 1 | |
| 20 | 450.38.140 | 锁紧垫片 | Lock piece | 4 | |
| 21 | GB/T5782-2000-M10×70 | 螺栓 M10×70 | Hex. head bolt M10×70 | 8 | level 10.9 |
| 22 | GB/T297-1994-32210 | 滚动轴承 32210 | Ball bearing 32210 | 1 | |
| 23 | 504G3.38.107 | 差速器轴承座2 | Differential case cover 2 | 1 | |
| 24 | 504G3.38.114-3 | 中央传动主动齿轮 | Spiral-bevel pinion | 1 | |
| 25 | GB/T297-1994-32208 | 滚动轴承 32208 | Ball bearing 32208 | 2 | NSK |

14.1 后桥总成 (A) Rear Axle (A)

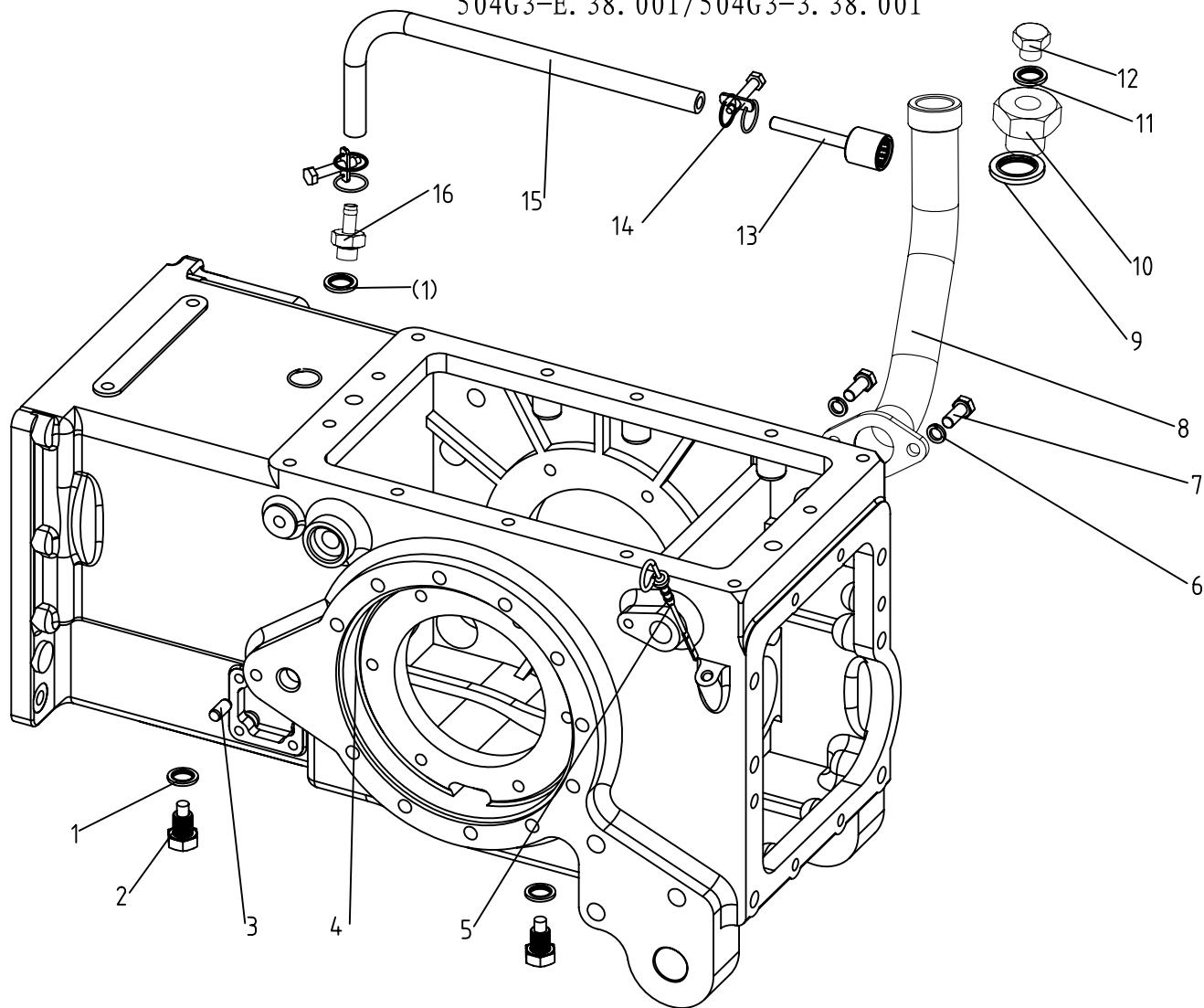
续表

| Ser.No. | Part No. | 名称及规格 | Name & Specifications | Quantity | Remarks |
|---------|----------------------|-----------|----------------------------------|----------|---------|
| 26 | 504G3.38.102 | 主动齿轮调整垫片 | Adjust shims | demand | |
| 27 | 504G3.38.115-1 | 主动齿轮轴承座 | Bearing seat spiral bevel pinion | 1 | |
| 28 | GB/T93-1987-12 | 垫圈 12 | Spring lock washer 12 | 3 | |
| 29 | GB/T5783-2000-M12×35 | 螺栓 M12×35 | Hex. head bolt M12×35 | 3 | |
| 30 | 504G3.38.118 | 隔套 | Clapboard | 1 | |
| 31 | 504G3.38.116 | 锁紧螺母 | Lock nut | 1 | |

14.2 后桥总成 (B)

Rear Axle (B)

504G3-E. 38. 001/504G3-3. 38. 001



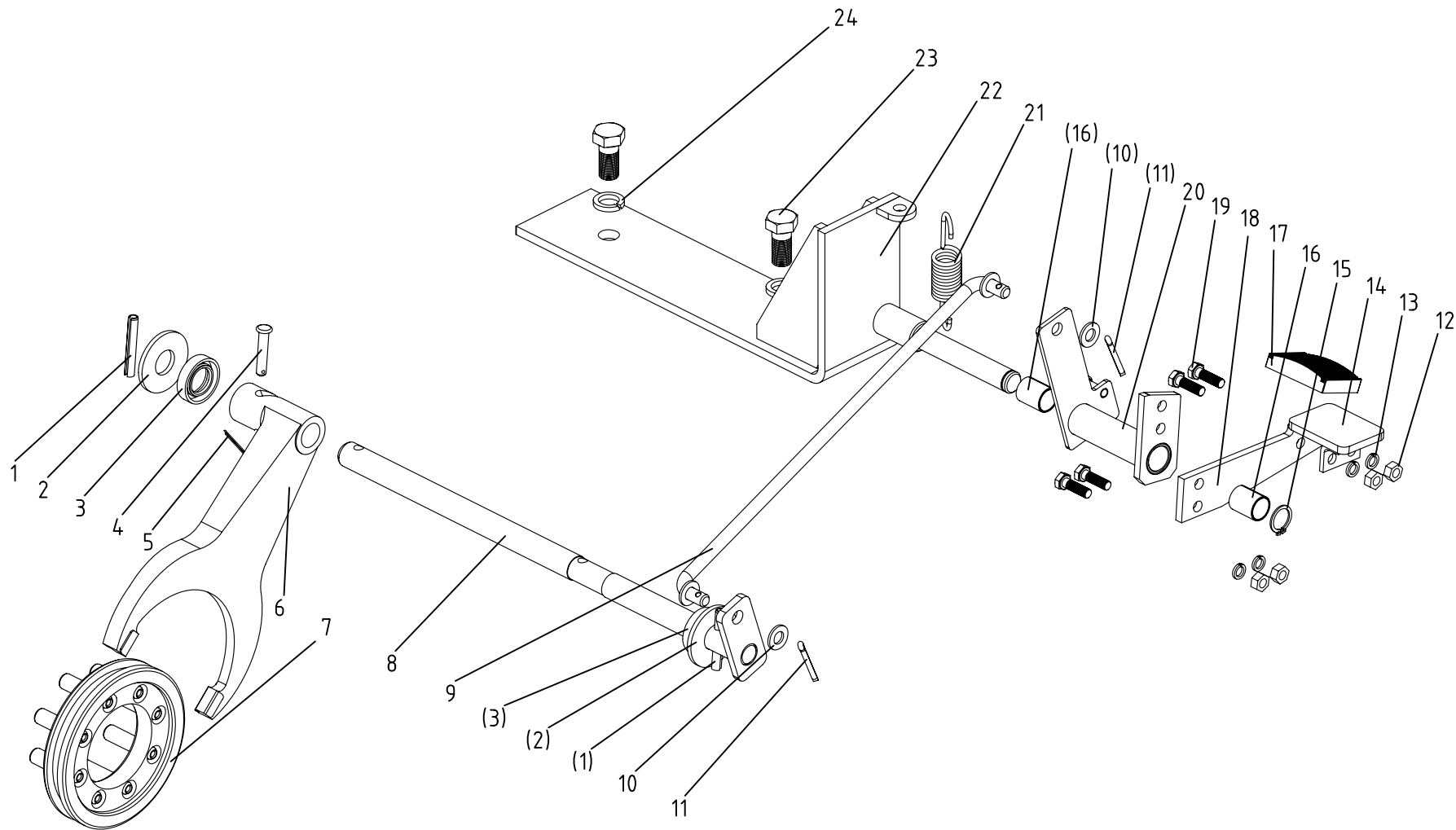
14.2 后桥总成 (B) Rear Axle (B)

| Ser.No. | Part No. | 名称及规格 | Name & Specifications | Quantity | Remarks |
|---------|------------------------|----------------|------------------------|----------|---------|
| 1 | JB-FT-CU-16 | 组合密封铜垫圈16 | Copper washer 16 | 4 | |
| 2 | 200.38.024 | 放油螺栓总成 | Oil drain plug | 2 | |
| 3 | GB/T119.1-2000-10×22 | 销 10×22 | Round pin 10×22 | 2 | |
| 4 | 504G3.38.101A | 后桥壳体 | Housing assy rear axle | 1 | |
| 5 | 504G3.38.014 | 油尺 | Oil dipstick | 1 | |
| 6 | GB/T93-1987-10 | 垫圈 10 | Spring washer 10 | 2 | |
| 7 | GB/T5783-2000-M10×25 | 螺栓 M10×25 | Oil drain plug | 2 | |
| 8 | 504G3.38.050 | 加油口管焊合件 | Oil import | 1 | |
| 9 | JB-FT-CU-30 | 组合密封铜垫圈30 | Copper washer 30 | 1 | |
| 10 | 504G3.38.135-1 | 加油盖 | Encourage plug | 1 | |
| 11 | JB-FT-CU-18 | 组合密封铜垫圈18 | Copper washer 18 | 1 | |
| 12 | JB/ZQ4450-1997-M18×1.5 | 螺塞 M18×1.5 | Bolt tuck M18×1.5 | 1 | |
| 13 | 900A.50.011-1 | 呼吸器总成 | Rebreather | 1 | |
| 14 | JB/T8870-1999- (16-25) | 喉箍 (16-25) | Hoop (16-25) | 2 | |
| 15 | JB/T6015-1999-10×1100 | 夹布输油胶管 10×1100 | Oil hose 10×1100 | 1 | |
| 16 | 504G3.38.031 | 呼吸器接头螺栓焊合件 | Rebreather welding | 1 | |

14.3 差速锁总成

Differential Lock

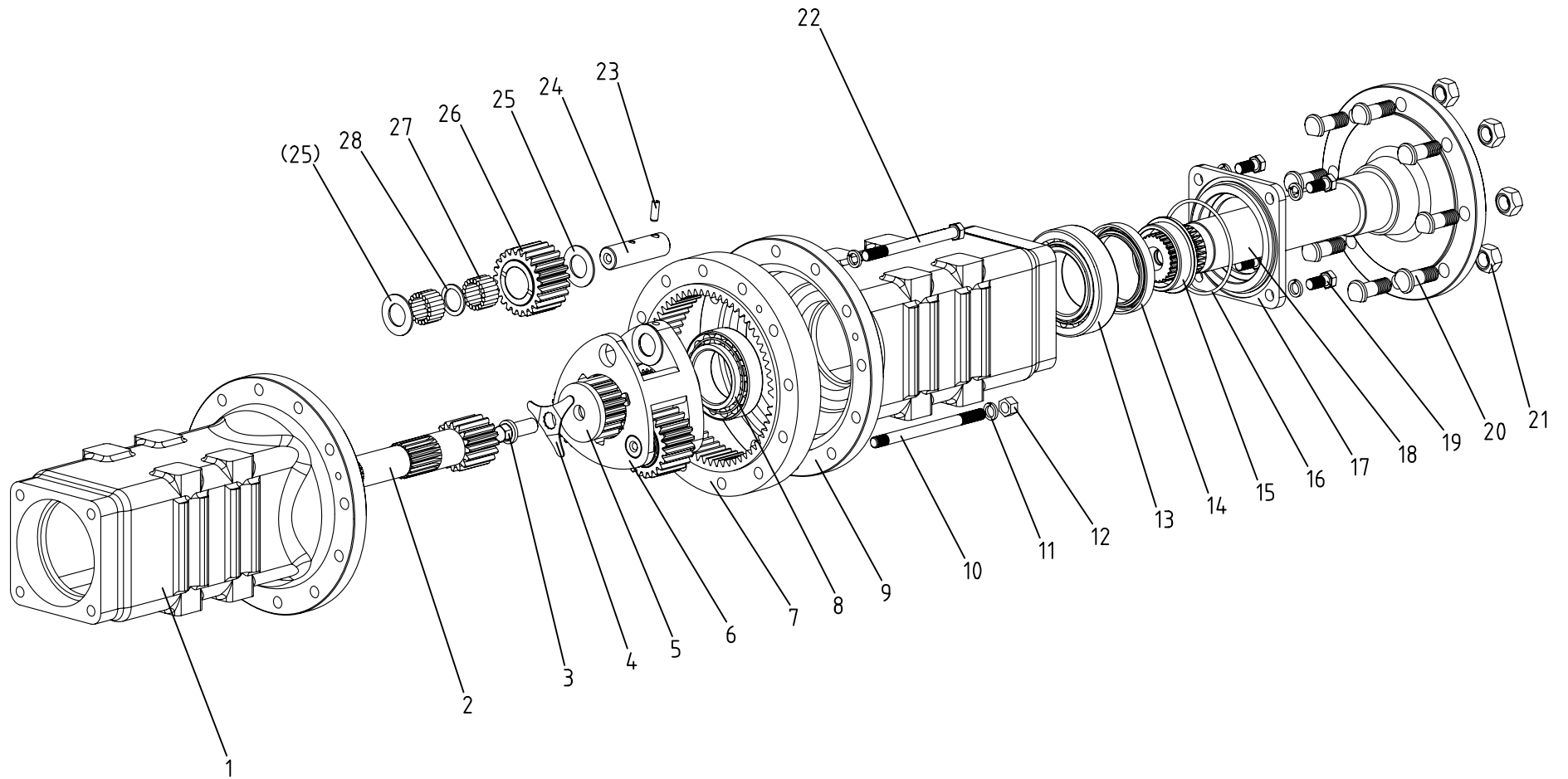
504G3-E. 38. 001/504G3-3. 38. 001



14.3 差速锁总成 Differential Lock

| Ser.No. | Part No. | 名称及规格 | Name & Specifications | Quantity | Remarks |
|---------|---------------------------|--------------|------------------------------------|----------|----------|
| 1 | GB/T879.1-2000-6×40 | 销 6×40 | Round pin 6×40 | 2 | |
| 2 | 504G3.38.104 | 挡圈 | Bead flange | 2 | |
| 3 | GB/T9877.1-1988-FB16×30×7 | 油封 FB16×30×7 | Oil seal FB 16×30×7 | 2 | |
| 4 | GB/T882-1986-6×30 | 销轴 6×30 | Clevis pin with head 6×30 | 1 | |
| 5 | GB/T4329-2001-1.8×30 | R销 1.8×30 | Pin 1.8×30 | 1 | |
| 6 | 504G3.38.106 | 差速锁拨叉 | Shift folk,differential lock | 1 | |
| 7 | 450.38.022 | 差速锁组件 | Differential lock | 1 | |
| 8 | 504G3.38.010 | 差速锁拨叉轴焊合件 | Shift folk shaft,differential lock | 1 | |
| 9 | 504G3.38.011 | 拉杆焊合件 | Pole | 1 | |
| 10 | GB/T97.1-2002-8 | 垫圈 8 | Washer 8 | 2 | |
| 11 | GB/T91-2000-3.2×18 | 销 3.2×18 | Pin 3.2×18 | 2 | |
| 12 | GB/T6170-2000-M6 | 螺母 M6 | Hex. nut M6 | 4 | |
| 13 | GB/T93-1987-6 | 垫圈 6 | Spring lock washer 6 | 4 | |
| 14 | 504G3.38.017 | 差速踏板焊合件 | Control step,differential lock | 1 | |
| 15 | GB/T894.1-1986-14 | 挡圈 14 | Circlip for shaft 14 | 1 | |
| 16 | 504G3.38.132 | 衬套 (1420) | Bush (1420) | 2 | |
| 17 | 504G3.38.103 | 差速锁踏板套 | Rubber coating for control step | 1 | |
| 18 | 504G3-3.38.101 | 差速踏杆 | Control pedal,differential lock | 1 | For Rops |
| | 504G3-E.38.101 | 差速踏杆 | Control pedal,differential lock | 1 | For Cab |
| 19 | GB/T5783-2000-M6×20 | 螺栓 M6×20 | Hex. head bolt M6×20 | 4 | |
| 20 | 504G3-3.38.018 | 差速器套管焊合件 | Control lever,differential lock | 1 | |
| 21 | 504G3.38.108 | 回位弹簧 | Return spring | 1 | |
| 22 | 504G3-3.38.015 | 固定架焊合件 | Mounting bracket | 1 | |
| 23 | GB/T5783-2000-M12×25 | 螺栓 M12×25 | Hex. head bolt M12×25 | 2 | |
| 24 | GB/T93-1987-12 | 垫圈 12 | Spring lock washer 12 | 2 | |

15 最终传动总成
Final Transmission
504G3. 39. 001



15 最终传动总成 Final Transmission

| Ser.No. | Part No. | 名称及规格 | Name & Specifications | Quantity | Remarks |
|---------|----------------------------|------------------|------------------------------|----------|---------|
| 1 | 504G3.39.101 | 右最终传动壳体 | Right half shaft housing | 1 | |
| 2 | 504G3.39.105 | 半轴 | Half shaft | 2 | |
| 3 | 450.39.112 | 驱动轴锁紧螺栓 | Lock bolt,driving shaft | 2 | |
| 4 | 450.39.111 | 驱动轴锁片 | Lock piece,driving shaft | 2 | |
| 5 | 504G3.39.115 | 挡块 | Retaining collar | 2 | |
| 6 | 504G3.39.110 | 行星架 | Planet carrier | 2 | |
| 7 | 504G3.39.104 | 齿圈 | Ring gear | 2 | |
| 8 | GB/T297-1994-30211 | 轴承 30211 | Tapered roller bearing 30211 | 2 | |
| 9 | 504G3.39.107 | 左最终传动壳体 | Left half shaft housing | 1 | |
| 10 | GB/T899-1988-AGM12-M12×150 | 螺柱 AGM12-M12×150 | Double end stud AGM12×150 | 4 | |
| 11 | GB/T93-1987-12 | 垫圈 12 | Spring lock washer 12 | 30 | |
| 12 | GB/T6170-2000-M12 | 螺母 M12 | Hex. Nut M12 | 4 | |
| 13 | GB/T297-1994-30213 | 轴承 30213 | Tapered roller bearing 30213 | 2 | |
| 14 | 450J.39.012 | 驱动轴油封总成 | Oil-seal | 2 | |
| 15 | 450.39.117 | 驱动轴衬套 | Bush | 2 | |
| 16 | GB/T3452.1-1992-125×3.55 | O形圈 125×3.55 | O-ring seal 125×3.55 | 2 | |
| 17 | 450.39.118 | 油封座 | Oil seal bracket | 2 | |
| 18 | 650.39.116 | 驱动轴 | Drive shaft | 2 | |
| 19 | GB/T5783-2000-M12×25 | 螺栓 M12×25 | Hex. head bolt M12×25 | 8 | |
| 20 | 300.39.102 | 后轮毂螺栓 | Rear hub bolt | 16 | |
| 21 | 300.39.101 | 后轮毂螺母 | Rear hub nut | 16 | |
| 22 | GB/T5782-2000-M12×155 | 螺栓 M12×155 | Hex. head bolt M12×155 | 18 | |
| 23 | GB/T879.1-2000-8×22 | 销 8×22 | Slotted spring pin 8×22 | 6 | |
| 24 | 504G3.39.114 | 行星轮轴 | Planet gear shaft | 6 | |
| 25 | 504G3.39.111 | 滚针外隔圈 | Outer spacer sleeve | 12 | |

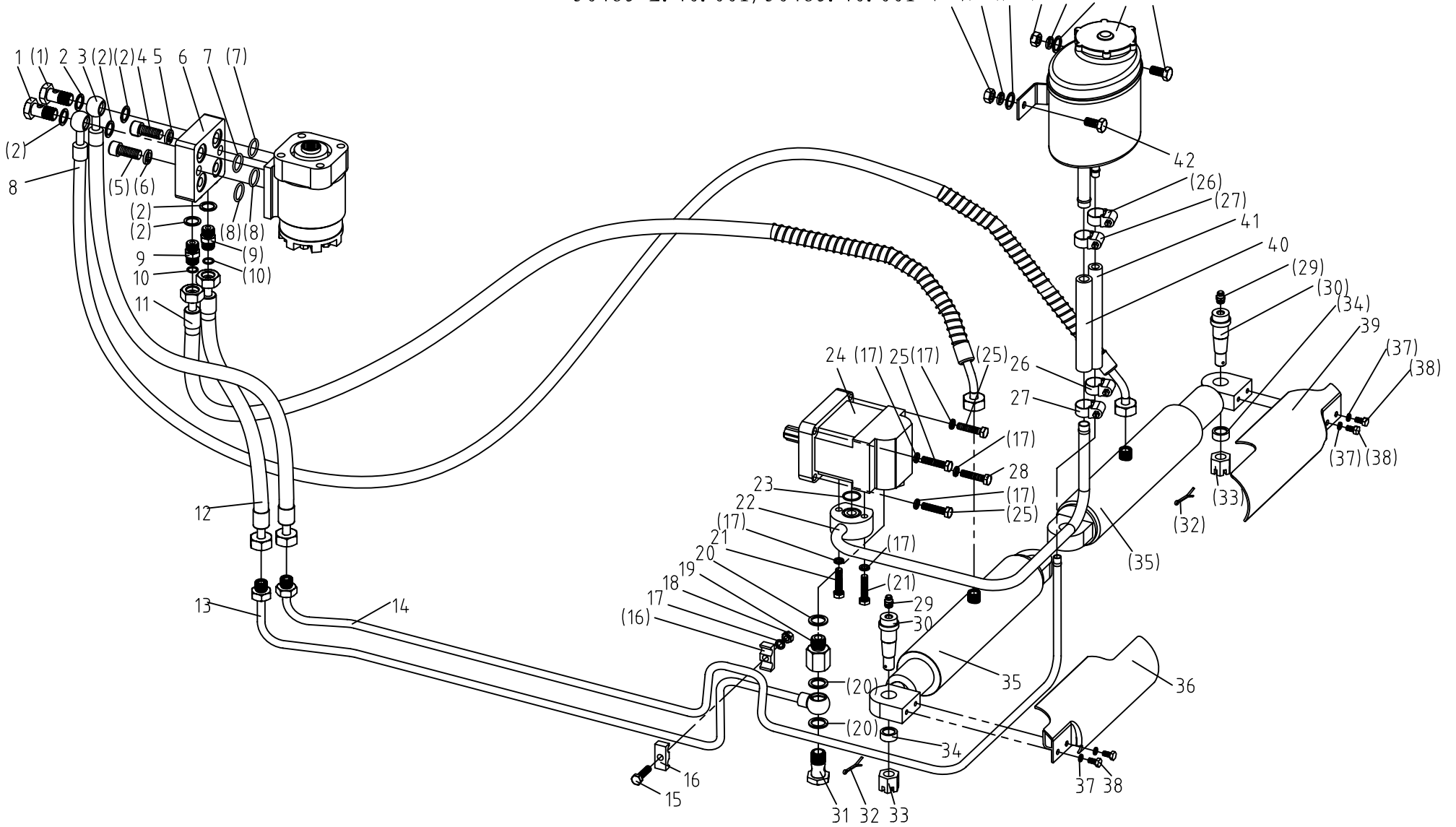
15 最终传动总成 Final Transmission

续表

| Ser.No. | Part No. | 名称及规格 | Name & Specifications | Quantity | Remarks |
|---------|---------------------|-----------|-----------------------|----------|---------|
| 26 | 504G3.39.113 | 行星轮 | Planet gear | 6 | |
| 27 | GB/T309-2000-5×21.8 | 滚针 5×21.8 | Needle roller 5×21.8 | 228 | |
| 28 | 504G3.39.112 | 滚针内隔圈 | Inner spacer sleeve | 6 | |

16.1 液压转向系统总成 Full Hydraulic Power Steering Gear

504G3-E. 40. 001/504G3. 40. 001 (46)(45)(44)4645 44 43 (42)



16.1 液压转向系统总成 Full Hydraulic Power Steering Gear

| Ser.No. | Part No. | 名称及规格 | Name & Specifications | Quantity | Remarks |
|---------|--------------------------|--------------|----------------------------|----------|---------|
| 1 | 250D.40.150 | 铰接螺栓 M16×1.5 | Hollow bolt M16×1.5 | 2 | |
| 2 | JB-FT-CU-16 | 组合铜垫圈 16 | Combination washer 16 | 4 | |
| 3 | 504G3.40.018 | 转向器回油软管总成 | Oil return hose assy | 1 | |
| 4 | GB/T70.1-2000-M12×30 | 螺栓 M12×30 | Hex.head bolt M12×30 | 2 | |
| 5 | GB/T93-1987-12 | 垫圈 12 | Spring lock washer 12 | 2 | |
| 6 | 504G3.40.101 | 转向阀块 | Valve | 1 | |
| 7 | GB/T3452.1-1992-20×2.65 | O形圈 20×2.65 | O-ring seal 20×2.65 | 4 | |
| 8 | 504G3.40.017 | 左转向软管总成 | Hose assy (left) | 1 | |
| 9 | 504G3.40.102 | 管接头体 | Connetor | 2 | |
| 10 | GB/T3452.1-1992-7.5×1.8 | O形圈 7.5×1.8 | O-ring seal 7.5×1.8 | 6 | |
| 11 | 504G3.40.020 | 右转向软管总成 | Hose assy (right) | 1 | |
| 12 | 504G3.40.015 | 转向器进油软管总成 | Oil delivery hose assy | 1 | |
| 13 | 504G3.40.014 | 转向器进油管焊合件 | Oil delivery pipe weldment | 1 | |
| 14 | 504G3.40.019 | 转向器回油管焊合件 | Oil return pipe assy | 1 | |
| 15 | GB/T5783-2000-M8×30 | 螺栓 M8×30 | Hex.head bolt M8×30 | 1 | |
| 16 | 254-8.40.109 | 两通管夹 | Pipe nip | 2 | |
| 17 | GB/T 93-1987-8 | 垫圈 8 | spring lock washer 8 | 7 | |
| 18 | GB/T6170-2000-M8 | 螺母 M8 | Hex. nut M8 | 1 | |
| 19 | 504G3.40.103 | 恒流泵接头 | Connector | 1 | |
| 20 | JB-FT-CU-18 | 组合铜垫圈 18 | Combination washer 18 | 3 | |
| 21 | GB/T5783-2000- M8×40 | 螺栓 M8×40 | Hex.head bolt M8×40 | 2 | |
| 22 | 504G3.40.011 | 恒流泵吸油管焊合件 | Inlet pipe assy | 1 | |
| 23 | GB/T3452.1-1992-21.2×1.8 | O形圈 21.2×1.8 | O-ring seal 21.2×1.8 | 1 | |
| 24 | HLCB-D10-10 | 恒流泵 | Constant flow pump | 1 | |
| 25 | GB/T 5783-2000-M8×35 | 螺栓 M8×35 | Hex.head bolt M8×35 | 3 | |

16.1 液压转向系统总成 Full Hydraulic Power Steering Gear

续表

| Ser.No. | Part No. | 名称及规格 | Name & Specifications | Quantity | Remarks |
|---------|-------------------------|--------------|---------------------------|----------|---------|
| 26 | JB/T8870-1999-2A(13-20) | 喉箍 2A(13-20) | Hoop 2A (13-20) | 2 | |
| 27 | JB/T8870-1999-2A(16-20) | 喉箍 2A(16-20) | Hoop 2A (16-20) | 2 | |
| 28 | GB/T5783-2000-M8×55 | 螺栓 M8×55 | Hex.head bolt M8×55 | 1 | |
| 29 | GB/T7940.1-1995-M10×1 | 油杯 M10×1 | Angle grease nipple M10×1 | 2 | |
| 30 | 504G3.40.111 | 销轴 | Pin | 2 | |
| 31 | JB/T6013-2000-M18×1.5 | 铰接螺栓 M18×1.5 | Hollow bolt M18×1.5 | 1 | |
| 32 | GB/T91-2000-3.2×25 | 销 3.2×25 | Split pin 3.2×25 | 2 | |
| 33 | GB/T6181-2000-M14 | 螺母 M14 | Hex.nut M14 | 2 | |
| 34 | 504G3.31.125 | 隔套 | Press-in sleeve | 2 | |
| 35 | 504G3.40.024 | 转向油缸总成 | Steering cylinder assy | 2 | |
| 36 | 504G3.40.023 | 左转向油缸挡板焊合件 | Baffle | 1 | |
| 37 | GB/T93-1987-6 | 垫圈 6 | spring lock washer 6 | 4 | |
| 38 | GB/T5783-2000-M6×12 | 螺栓 M6×12 | Hex.head bolt M6×12 | 4 | |
| 39 | 504G3.40.025 | 右转向油缸挡板焊合件 | Baffle | 1 | |
| 40 | JB/T6015-2000-13-230 | 胶管 13-230 | Rubber pipe 13-230 | 1 | |
| 41 | JB/T6015-2000-10-230 | 胶管 10-230 | Rubber pipe 10-230 | 1 | |
| 42 | GB/T5783-2000-M10×20 | 螺栓 M10×20 | Hex.head bolt M10×20 | 2 | |
| 43 | 254G2.40.015-2 | 转向油箱总成 | Oil tank | 1 | |
| 44 | GB/T97.1-2002-10 | 垫圈 10 | Plain washer 10 | 2 | |
| 45 | GB/T93-1987-10 | 垫圈 10 | Spring lock washer 10 | 2 | |
| 46 | GB/T6170-2000-M10 | 螺母 M10 | Hex.nut M10 | 2 | |

16.2.A 转向总成Steering System

| Ser.No. | Part No. | 名称及规格 | Name & Specifications | Quantity | Remarks |
|---------|-----------------------|------------|----------------------------|----------|------------|
| 1 | 102S-1-80-10 | 液压转向器 | Hydraulic steering gear | 1 | |
| 2 | GB/T5783-2000-M8×16 | 螺栓 M8×16 | Hex. head bolt M8×16 | 2 | |
| 3 | GB/T93-1987-8 | 垫圈 8 | Spring lock washer 8 | 4 | |
| 4 | 504G3-E.40.021 | 底座焊合件 | Pedestal | 1 | |
| 5 | GB/T93-1987-10 | 垫圈 10 | Spring lock washer 10 | 6 | |
| 6 | GB/T5783-2000-M10×35 | 螺栓 M10×35 | Hex. head bolt M10×35 | 4 | |
| 7 | GB/T894.1-1986-20 | 挡圈 20 | Circlip for shaft 20 | 2 | |
| 8 | 504G3.40.137 | 花键轴 | Spline | 1 | |
| 9 | GB/T276-1994-6004-2Z | 轴承 6004-2Z | Ball bearing 6004-2Z | 1 | |
| 10 | GB/T893.1-1986-42 | 挡圈 42 | Circlip for shaft 42 | 1 | |
| 11 | 504G3.40.037 | 万向节总成 | Gimbal | 1 | |
| 12 | GB/T6170-2000-M8 | 螺母 M8 | Hex. nut M8 | 3 | |
| 13 | GB/T5783-2000-M8×35 | 螺栓 M8×35 | Hex. head bolt M8×35 | 2 | |
| 14 | 504G3.40.157 | 转向轴 | Steering shaft | 1 | |
| 15 | 550-1.40A.017 | 方向盘总成 | Steering wheel assy | 1 | C112106168 |
| 16 | 304.40.112 | 橡胶轴承 | Rubber sleeve | 2 | |
| 17 | 504G3-E.40.022 | 支架焊合件 | Bracket weldment | 1 | |
| 18 | 504G3.40.033 | 销轴焊合件 (二) | Pin(2) | 1 | |
| 19 | GB/T6173-2000-M16×1.5 | 螺母 M16×1.5 | Hex. nut M16×1.5 | 1 | |
| 20 | GB/T97.1-2002-16 | 垫圈 16 | Plain washer 16 | 1 | |
| 21 | GB/T91-2000-3.2×28 | 销 3.2×28 | Split pin 3.2x28 | 2 | |
| 22 | GB/T97.1-2002-8 | 垫圈 8 | Plain washer 8 | 2 | |
| 23 | GB/T882-1986-B8×28 | 销轴 B8×28 | Clevis pin with head B8×28 | 2 | |
| 24 | 5206HX | 锁止气弹簧 | Gas spring | 1 | |
| 25 | 132543 | 释放杆总成 | Release lever | 1 | |

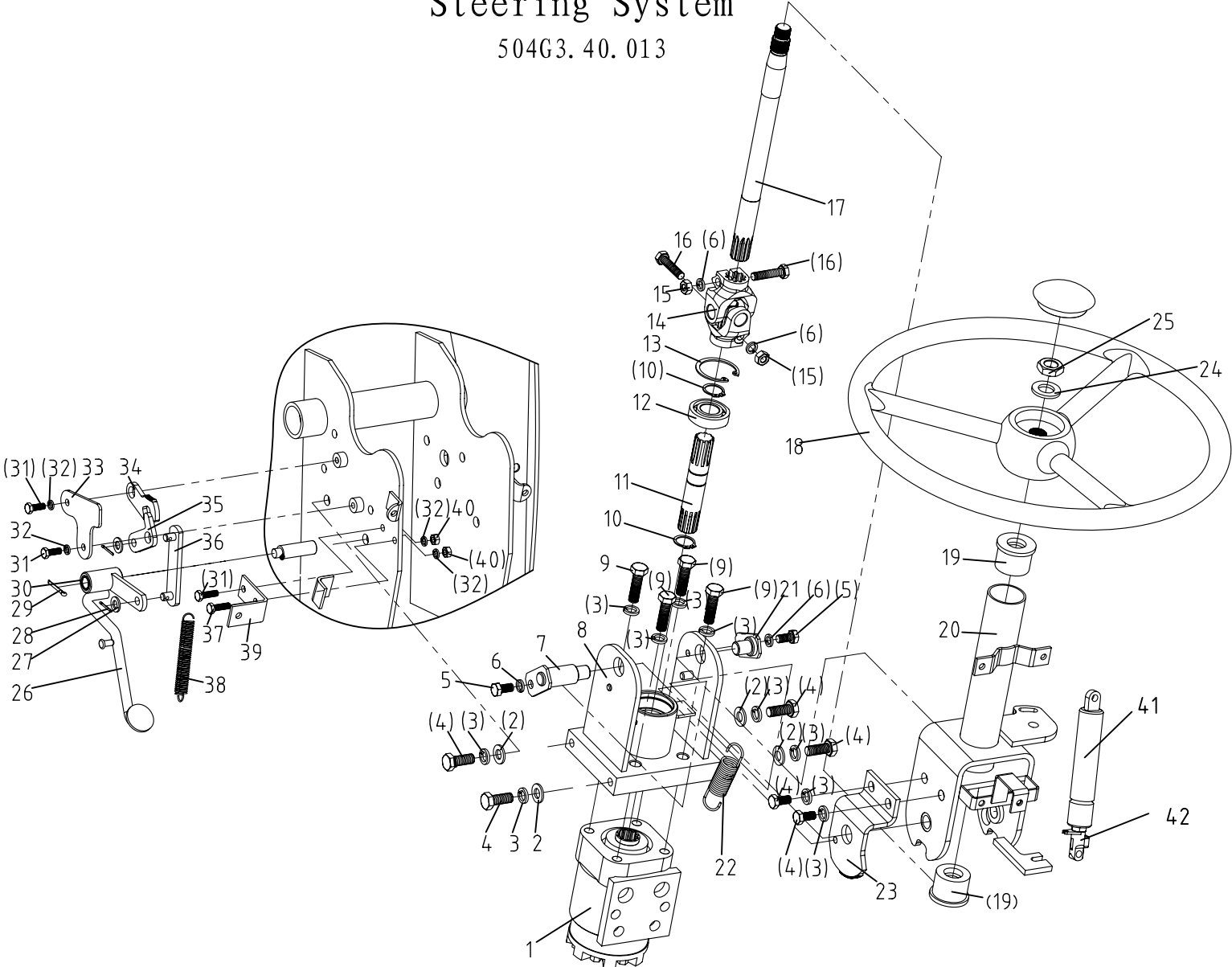
16.2.A 转向总成Steering System

| Ser.No. | Part No. | 名称及规格 | Name & Specifications | Quantity | Remarks |
|---------|-----------------------|------------|----------------------------|----------|------------|
| 1 | 102S-1-80-10 | 液压转向器 | Hydraulic steering gear | 1 | |
| 2 | GB/T5783-2000-M8×16 | 螺栓 M8×16 | Hex. head bolt M8×16 | 2 | |
| 3 | GB/T93-1987-8 | 垫圈 8 | Spring lock washer 8 | 4 | |
| 4 | 504G3-E.40.021 | 底座焊合件 | Pedestal | 1 | |
| 5 | GB/T93-1987-10 | 垫圈 10 | Spring lock washer 10 | 6 | |
| 6 | GB/T5783-2000-M10×35 | 螺栓 M10×35 | Hex. head bolt M10×35 | 4 | |
| 7 | GB/T894.1-1986-20 | 挡圈 20 | Circlip for shaft 20 | 2 | |
| 8 | 504G3.40.137 | 花键轴 | Spline | 1 | |
| 9 | GB/T276-1994-6004-2Z | 轴承 6004-2Z | Ball bearing 6004-2Z | 1 | |
| 10 | GB/T893.1-1986-42 | 挡圈 42 | Circlip for shaft 42 | 1 | |
| 11 | 504G3.40.037 | 万向节总成 | Gimbal | 1 | |
| 12 | GB/T6170-2000-M8 | 螺母 M8 | Hex. nut M8 | 3 | |
| 13 | GB/T5783-2000-M8×35 | 螺栓 M8×35 | Hex. head bolt M8×35 | 2 | |
| 14 | 504G3.40.157 | 转向轴 | Steering shaft | 1 | |
| 15 | 550-1.40A.017 | 方向盘总成 | Steering wheel assy | 1 | C112106168 |
| 16 | 304.40.112 | 橡胶轴承 | Rubber sleeve | 2 | |
| 17 | 504G3-E.40.022 | 支架焊合件 | Bracket weldment | 1 | |
| 18 | 504G3.40.033 | 销轴焊合件 (二) | Pin(2) | 1 | |
| 19 | GB/T6173-2000-M16×1.5 | 螺母 M16×1.5 | Hex. nut M16×1.5 | 1 | |
| 20 | GB/T97.1-2002-16 | 垫圈 16 | Plain washer 16 | 1 | |
| 21 | GB/T91-2000-3.2×28 | 销 3.2×28 | Split pin 3.2x28 | 2 | |
| 22 | GB/T97.1-2002-8 | 垫圈 8 | Plain washer 8 | 2 | |
| 23 | GB/T882-1986-B8×28 | 销轴 B8×28 | Clevis pin with head B8×28 | 2 | |
| 24 | 5206HX | 锁止气弹簧 | Gas spring | 1 | |
| 25 | 132543 | 释放杆总成 | Release lever | 1 | |

16.2.B 转向总成

Steering System

504G3.40.013



16.2.B 转向总成 Steering System

| Ser.No. | Part No. | 名称及规格 | Name & Specifications | Quantity | Remarks |
|---------|-----------------------|------------|-------------------------|----------|------------|
| 1 | 102S-1-80-10 | 液压转向器 | Hydraulic steering gear | 1 | |
| 2 | GB/T97.1-2002-10 | 垫圈 10 | Plain washer 10 | 4 | |
| 3 | GB/T93-1987-10 | 垫圈 10 | Spring lock washer 10 | 6 | |
| 4 | GB/T5783-2000-M10×25 | 螺栓 M10×25 | Hex. head bolt M10×25 | 6 | |
| 5 | GB/T5783-2000-M8×16 | 螺栓 M8×16 | Hex. head bolt M8×16 | 2 | |
| 6 | GB/T93-1987-8 | 垫圈 8 | Spring lock washer 8 | 4 | |
| 7 | 504G3.40.029 | 销轴焊合件 (一) | Pin(1) | 1 | |
| 8 | 504G3.40.034 | 底座焊合件 | Pedestal | 1 | |
| 9 | GB/T5783-2000-M10×35 | 螺栓 M10×35 | Hex. head bolt M10×35 | 4 | |
| 10 | GB/T894.1-1986-20 | 挡圈 20 | Circlip for shaft 20 | 2 | |
| 11 | 504G3.40.137 | 花键轴 | Spline | 1 | |
| 12 | GB/T276-1994-6004-2Z | 轴承 6004-2Z | Ball bearing 6004-2Z | 1 | |
| 13 | GB/T893.1-1986-42 | 挡圈 42 | Circlip for shaft 42 | 1 | |
| 14 | 504G3.40.037 | 万向节总成 | Gimbal | 1 | |
| 15 | GB/T6170-2000-M8 | 螺母 M8 | Hex. nut M8 | 3 | |
| 16 | GB/T5783-2000-M8×35 | 螺栓 M8×35 | Hex. head bolt M8×35 | 2 | |
| 17 | 504G3.40.157 | 转向轴 | Steering shaft | 1 | |
| 18 | 550-1.40A.017 | 方向盘总成 | Steering wheel assy | 1 | C112106168 |
| 19 | 304.40.112 | 橡胶轴承 | Rubber sleeve | 2 | |
| 20 | 504G3.40.028 | 支架焊合件 | Bracket weldment | 1 | |
| 21 | 504G3.40.033 | 销轴焊合件 (二) | Pin(2) | 1 | |
| 22 | 504G3.40.134 | 弹簧 (一) | Spring(1) | 1 | |
| 23 | 504G3.40.130 | 上调节板 | Upper regulate board | 1 | |
| 24 | GB/T97.1-2002-16 | 垫圈 16 | Plain washer 16 | 1 | |
| 25 | GB/T6173-2000-M16×1.5 | 螺母 M16×1.5 | Hex. nut M16×1.5 | 1 | |

16.2.B 转向总成 Steering System

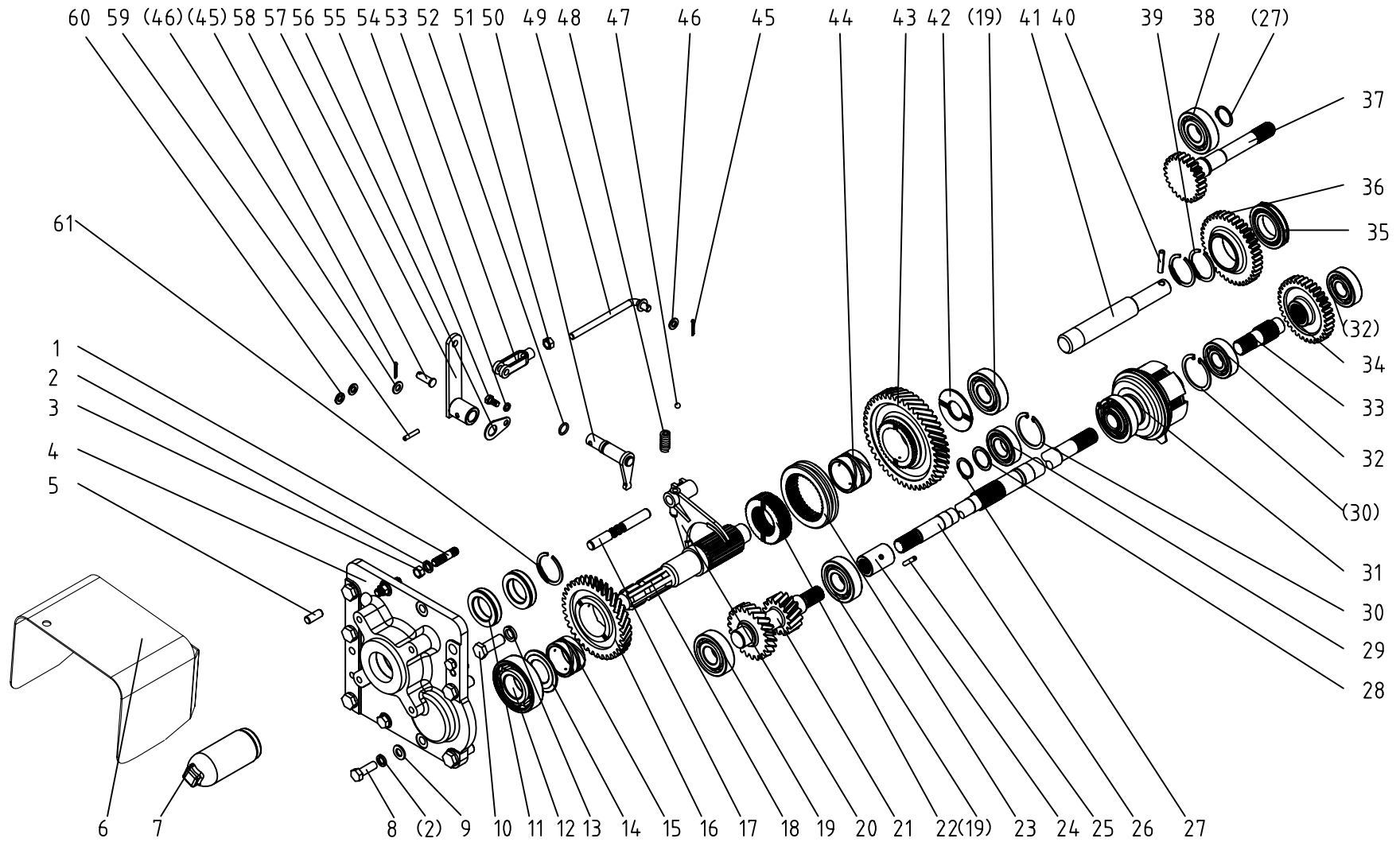
续表

| Ser.No. | Part No. | 名称及规格 | Name & Specifications | Quantity | Remarks |
|---------|---------------------|------------|-----------------------|----------|---------|
| 26 | 504G3.40.031 | 踏杆焊合件 | Pedal | 1 | |
| 27 | GB/T97.1-2002-8 | 垫圈 8 | Plain washer 8 | 2 | |
| 28 | GB/T91-2000-2×16 | 销 2×16 | Split pin 2x16 | 2 | |
| 29 | GB/T91-2000-3.2×25 | 销 3.2×25 | Split pin 3.2x25 | 1 | |
| 30 | 504G3.40.158 | 衬套 (12-15) | Bushing | 2 | |
| 31 | GB/T5783-2000-M6×16 | 螺栓 M6×16 | Hex. head bolt M6×16 | 2 | |
| 32 | GB/T93-1987-6 | 垫圈 6 | Spring lock washer 6 | 4 | |
| 33 | 504G3.40.131 | 限位板 | Positioning plate | 1 | |
| 34 | 504G3.40.132 | 下调节板 | Lower regulate board | 1 | |
| 35 | 504G3.40.133 | 操纵板 | Control board | 1 | |
| 36 | 504G3.40.030 | 连接板焊合件 | Joint board | 1 | |
| 37 | GB/T5783-2000-M6×20 | 螺栓 M6×20 | Hex. head bolt M6×20 | 2 | |
| 38 | 504G3.40.136-1 | 弹簧 (二) | Spring(2) | 1 | |
| 39 | 504G3.40.135 | 弹簧座 | Spring coil | 1 | |
| 40 | GB/T6170-2000-M6 | 螺母 M6 | Hex. nut M6 | 2 | |
| 41 | 5206HX | 锁止气弹簧 | Gas spring | 1 | |
| 42 | 132543 | 释放杆总成 | Release lever | 1 | |

17 后置动力输出总成

PTO

504G3-3.41.001



17 动力输出总成 PTO

| Ser.No. | Part No. | 名称及规格 | Name & Specifications | Quantity | Remarks |
|---------|-------------------------------|---------------------|---------------------------|----------|-----------|
| 1 | GB/T899-1998-AM12-M12×1.25×35 | 螺栓 AM12-M12×1.25×35 | Bolt AM12-M12×1.25×35 | 2 | |
| 2 | GB/T93-1987-12 | 垫圈 12 | Spring lock washer 12 | 4 | |
| 3 | GB/T6171-2000-M12×1.25 | 螺母 M12×1.25 | Hex. nut M12×1.25 | 2 | |
| 4 | 504G3.41.119 | 后盖 | Rear cover | 1 | |
| 5 | GB/T119.1-2000-B12×22 | 销 B12×22 | Straight pin B12×22 | 2 | |
| 6 | 504G3.41.178-1 | 动力输出防护罩 | PTO shaft safety cover | 1 | |
| 7 | 450.38.120-1 | 输出轴防护罩 | Output shaft safety cover | 1 | |
| 8 | GB/T97.1-2002-12 | 垫圈 12 | Plain washer 12 | 2 | |
| 9 | GB/T5783-2000-M12×35 | 螺栓 M12×35 | Hex. head bolt M12×35 | 2 | |
| 10 | GB/T5783-2000-M16×45 | 螺栓 M16×45 | Hex. head bolt M16×45 | 6 | |
| 11 | GB/T13871.1-2007-FB40×62×8 | 油封FB40x62x8 | PTO oil seal | 2 | |
| 12 | GB/T276-1994-6308 | 滚动轴承 6308 | Ball bearing 6308 | 1 | |
| 13 | GB/T93-1987-16 | 垫圈 16 | Spring lock washer 16 | 6 | |
| 14 | 504G3.41.116 | 大隔圈 | Big clapboard | 1 | |
| 15 | 504G3.41.115 | 衬套 II | Bush II | 1 | |
| 16 | 504G3.41.114 | 后置动力输出被动齿轮 II | PTO driven gear II | 1 | 1000r/min |
| 17 | 504G3.41.108 | 后置动力输出拨叉轴 | PTO shift fork shaft | 1 | |
| 18 | 504G3.41.118 | 后置动力输出轴 | PTO shaft | 1 | 6 teeth |
| 19 | GB/T283-1994-NJ306E | 滚动轴承 NJ306E | Ball bearing NJ306E | 3 | |
| 20 | 504G3.41.131 | 拨叉 | PTO shift fork | 1 | |
| 21 | 504G3.41.120 | 后置动力输出常啮合齿轮轴 | Driving gear shaft | 1 | 1000r/min |
| 22 | 504G3.41.111 | 啮合套座 | Sliding sleeve seat | 1 | |
| 23 | 504G3.41.110 | 啮合套 | Sliding sleeve | 1 | |
| 24 | 504G3.41.121 | 花键连接套 | spline connecting | 1 | |
| 25 | GB/T879.1-2000-6×36 | 销 6×36 | Slotted spring pin 6×36 | 1 | |

17 动力输出总成 PTO

续表

| Ser.No. | Part No. | 名称及规格 | Name & Specifications | Quantity | Remarks |
|---------|-----------------------|--------------|---------------------------------------|----------|---------|
| 26 | 504G3.41.122 | 动力输出液压离合器从动轴 | PTO hydraulic clutch driven shaft | 1 | |
| 27 | 504G3.63.102 | 轴用挡圈 30 | Circlip for shaft 30 | 2 | |
| 28 | 504G3.29.108 | 第二轴隔圈 | Clapboard for shaft II | 1 | |
| 29 | GB/T276-1994-6206 | 轴承 6206 | Ball bearing 6206 | 1 | |
| 30 | GB/T893.1-1986-62 | 挡圈 62 | Circlip for hole 62 | 2 | |
| 31 | 504G3.41.013 | 液压离合器 | Hydraulic clutch | 1 | |
| 32 | GB/T276-1994-6305 | 轴承 6305 | Ball bearing 6305 | 2 | |
| 33 | 504G3.41.125 | 动力输出液压离合器主动轴 | PTO hydraulic clutch initiative shaft | 1 | |
| 34 | 504G3.41.126 | 动力输出传动被动齿轮 | PTO transmission driven gear | 1 | |
| 35 | 504G3.41.128 | 动力输出中间齿轮轴承 | Ball bearing | 1 | |
| 36 | 504G3.41.102-2 | 动力输出中间传动齿轮 | PTO transmission middle gear | 1 | |
| 37 | 504G3.41.101 | 动力输出主动轴 | PTO initiative shaft | 1 | |
| 38 | GB/T283-1994 -NUP306E | 滚动轴承 NUP306E | Ball bearing NUP306E | 1 | |
| 39 | GB/T305-1998-80/86.6 | 止动环 80/86.6 | Stop ring 80/86.6 | 2 | |
| 40 | GB/T879.1-2000-8×45 | 销 8×45 | Slotted spring pin 8×45 | 1 | |
| 41 | 504G3.41.103-2 | 动力输出中间轴 | PTO middle shaft | 1 | |
| 42 | 504G3.41.105 | 小隔圈 | Small clapboard | 1 | |
| 43 | 504G3.41.107 | 后置动力输出被动齿轮 I | PTO driven gear I | 1 | |
| 44 | 504G3.41.106 | 衬套 I | Bush I | 1 | |
| 45 | GB/T91-2000-3.2×18 | 销 3.2×18 | Placket pin 3.2×18 | 2 | |
| 46 | GB/T97.1-2002-10 | 垫圈 10 | Plain washer 10 | 2 | |
| 47 | GB/T308-2002-8 | 钢球 8 | Steel ball 8 | 1 | |
| 48 | 254G3.37.163 | 定位弹簧 | Locating spring | 1 | |
| 49 | 504G3-3.41.011 | 拉杆焊合件 | Pull rod | 1 | |

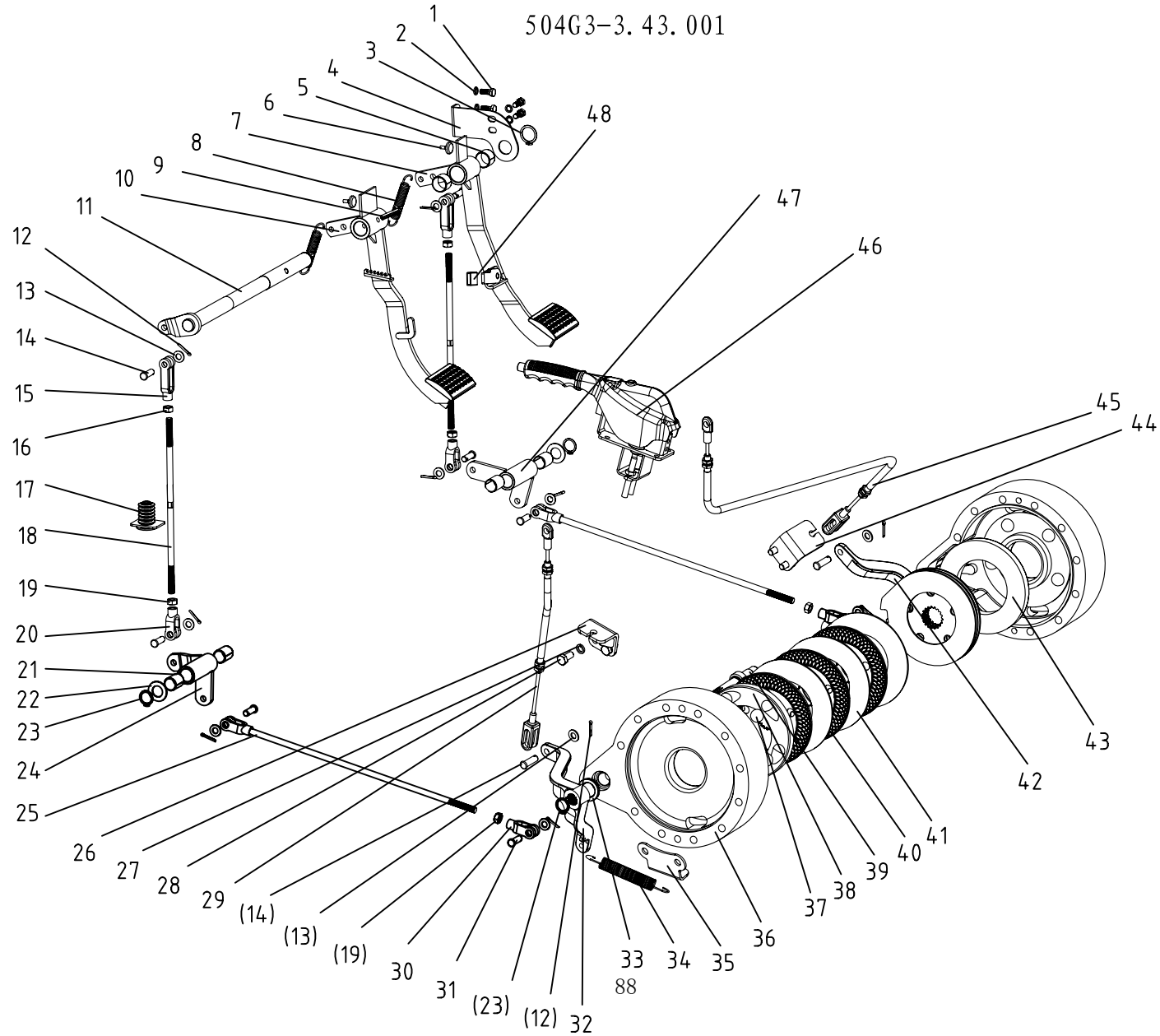
17 动力输出总成 PTO

续表

| Ser.No. | Part No. | 名称及规格 | Name & Specifications | Quantity | Remarks |
|---------|-------------------------|-------------|-------------------------|----------|---------|
| 50 | 504G3-3.41.015 | 后置动力输出拨杆焊合件 | PTO dial rod | 1 | |
| 51 | GB/T6171-2000-M10×1 | 螺母 M10×1 | Hex. nut M10×1 | 1 | |
| 52 | GB/T3452.1-1992-15×2.65 | O形圈 15×2.65 | O-ring seal 15×2.65 | 1 | |
| 53 | 300.21A.148 | 拉杆叉头 | Rod clevis | 1 | |
| 54 | GB/T93-1987-8 | 垫圈 8 | Spring lock washer 8 | 1 | |
| 55 | GB/T5783-2000-M8×16 | 螺栓 M8×16 | Hex. head bolt M8×16 | 1 | |
| 56 | 504G3.37.168 | 挡板 | Baffle | 1 | |
| 57 | 504G3-3.41.012 | 摇臂焊合件 | Rocker | 1 | |
| 58 | GB/T880-1986-B10×30 | 销 B10×30 | Pin shaft B10×30 | 2 | |
| 59 | GB/T879.1-2000-8×30 | 销 8×30 | Slotted spring pin 8×30 | 1 | |
| 60 | JB-FT-CU-12 | 组合铜垫圈12 | Combined washer 12 | 2 | |
| 61 | 300.41B.125 | 油封挡圈 | Oil seal collar | 1 | |

18 制动器及操纵机构总成 Disc Brake and Operation Mechanism

504G3-3.43.001



18 制动器及操纵机构总成 Disc Brake and Operation Mechanism

| Ser.No. | Part No. | 名称及规格 | Name & Specifications | Quantity | Remarks |
|---------|----------------------|--------------|-------------------------------|----------|---------|
| 1 | GB/T5783-2000-M8×20 | 螺栓 M8×20 | Hex. head bolt M8×20 | 4 | |
| 2 | GB/T93-1987-8 | 垫圈 8 | Spring lock washer 8 | 4 | |
| 3 | GB/T894.1-1986-25 | 挡圈 25 | Circlip for shaft 25 | 1 | |
| 4 | 504G3.43.104 | 支撑板 | Support board | 1 | |
| 5 | 504G3.43.135 | 衬套 (2520) | Bush (2520) | 2 | |
| 6 | 504G3.43.101 | 缓冲垫 | Cushion | 2 | |
| 7 | 504G3.43.033 | 右制动踏杆焊合件 | Right brake lever weldment | 1 | |
| 8 | 504G3.43.103-1 | 回位弹簧 | Return spring | 2 | |
| 9 | GB/T879.4-2000-8×40 | 销 8×40 | Spring split pin 8×40 | 1 | |
| 10 | 504G3.43.016-2 | 左制动踏杆焊合件 | Left brake lever weldment | 1 | |
| 11 | 504G3.43.015 | 制动传动轴焊合件 | Brake pedal shaft | 1 | |
| 12 | GB/T91-2000-3.2×20 | 销 3.2×20 | Split pin 3.2×20 | 11 | |
| 13 | GB/T97.1-2002-10 | 垫圈 10 | Chamfered plain washer 10 | 11 | |
| 14 | GB/T882-1986-B10×30 | 销轴 B10×30 | Clevis pin with head B10×30 | 8 | |
| 15 | 254G2.21.106 | 连接叉 | Rod clevis | 2 | |
| 16 | GB/T6171-2000-M10×1L | 螺母 M10×1 (左) | Hex. nut M10×1 (left) | 2 | |
| 17 | 504G3.43.110 | 橡胶套 | Rubber sheath | 1 | |
| 18 | 504G3-3.43.109-1 | 前拉杆 | Front pull rod | 2 | |
| 19 | GB/T6171-2000-M10×1 | 螺母 M10×1 | Hex. nut M10×1 | 4 | |
| 20 | 300.21A.148 | 拉杆叉头 | Draw rod fork | 2 | |
| 21 | 504G3.43.115 | 衬套 (2030) | Bush (2030) | 4 | |
| 22 | GB/T97.1-2002-20 | 垫圈 20 | Chamfered plain washer 20 | 2 | |
| 23 | GB/T894.1-1986-20 | 挡圈 20 | Circlip for shaft 20 | 4 | |
| 24 | 504G3.43.034 | 左连接套管焊合件 | Left connect cannula weldment | 1 | |
| 25 | 504G3.43.014 | 制动后拉杆焊合件 | Back pull rod weldment | 2 | |

18 制动器及操纵机构总成 Disc Brake and Operation Mechanism

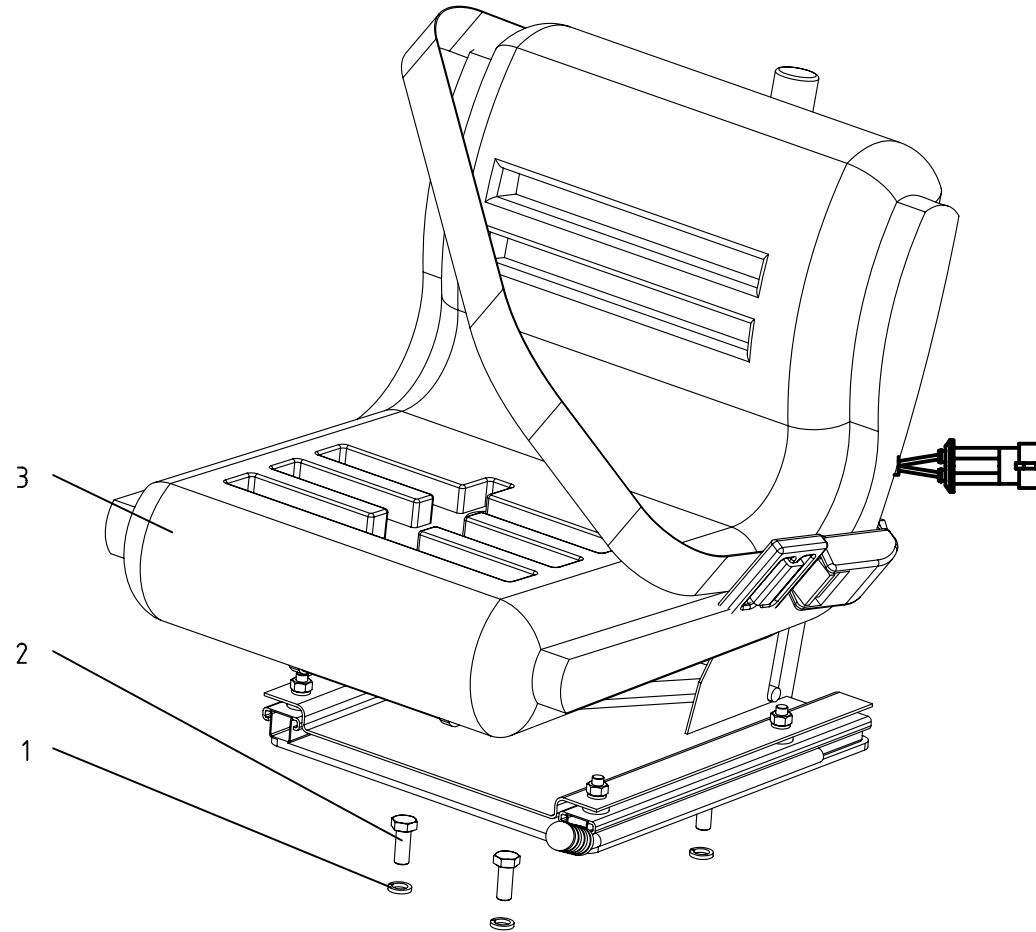
续表

| Ser.No. | Part No. | 名称及规格 | Name & Specifications | Quantity | Remarks |
|---------|----------------------------|--------------|---------------------------------|----------|---------|
| 26 | 504G3.43.020 | 左拉线支座焊合件 | Left dragline support weldment | 1 | |
| 27 | GB/T93-1987-10 | 垫圈 10 | Spring lock washer 10 | 9 | |
| 28 | GB/T5783-2000-M10×20 | 螺栓 M10×20 | Hex. head bolt M10×20 | 4 | |
| 29 | 504G3.43.021 | 左制动拉线组合件 | Left brake dragline | 1 | |
| 30 | 354G3.43.102 | 拉杆叉头 | Draw rod fork | 2 | |
| 31 | GB/T882-1986-B10×32 | 销轴 B10×32 | Clevis pin with head B10×32 | 2 | |
| 32 | 504G3.43.109-1 | 左制动臂 | Left brake rocker arm | 1 | |
| 33 | GB/T13871-1992-FB22×35×7 | 油封 FB22×35×7 | Oil seal FB22×35×7 | 2 | |
| 34 | 504G3.43.112 | 弹簧挂板 | Spring hanging board | 2 | |
| 35 | 504G3.43.111 | 制动臂回位弹簧 | Brake rocker arm return spring | 2 | |
| 36 | 504G3.43.107 | 制动盘 | Brake disc | 2 | |
| 37 | GB/T308-2002-7/8" | 钢球 7/8" | Ball 7/8" | 10 | |
| 38 | 504G3.43.106 | 压盘 (左) | Pressure plate (left) | 1 | |
| 39 | 504G3.43.019-1 | 制动轴焊合件 | Detent axis | 2 | |
| 40 | 450.43.011 | 摩擦片总成 | Brake driven disk | 6 | |
| 41 | 450.43.103 | 摩擦片 | Friction disc | 6 | |
| 42 | 504G3.43.102-1 | 右制动臂 | Right brake rocker arm | 1 | |
| 43 | 504G3.43.108 | 压盘 (右) | Pressure plate (right) | 1 | |
| 44 | 504G3.43.023 | 右拉线支座焊合件 | Right dragline support weldment | 1 | |
| 45 | 504G3.43.024 | 右制动拉线组合件 | Right brake dragline | 1 | |
| 46 | 504G3-3.43.015 | 手制动组合件 | Park brake mechanism | 1 | |
| 47 | 504G3.43.035 | 右连接套管焊合件 | Right connect cannula weldment | 1 | |
| 48 | GB/T13527.2-1992-DT-14×0.6 | DT-14×0.6 | DT-14×0.6 | 1 | L=23 |

19 座椅总成

Seat

504G3-E. 44. 001

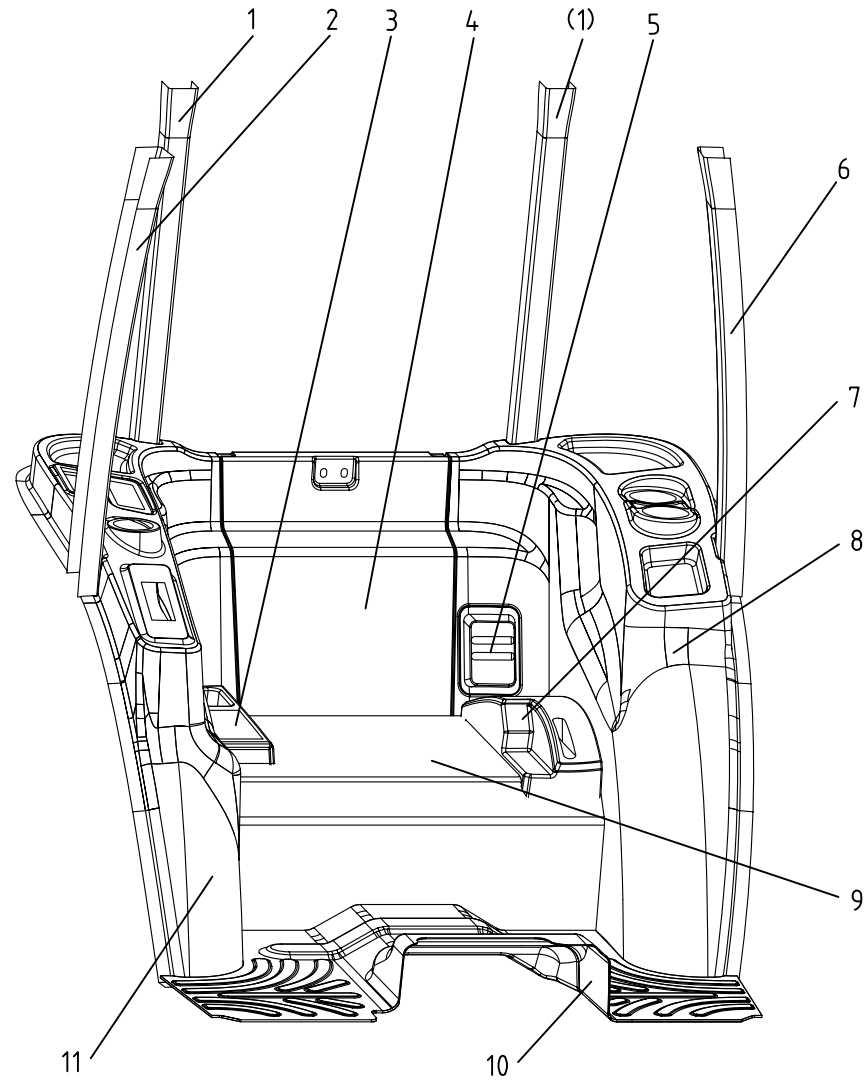


19 座椅总成 Seat

| Ser.No. | Part No. | 名称及规格 | Name & Specifications | Quantity | Remarks |
|---------|---------------------|----------|-----------------------|----------|----------|
| 1 | GB/T93-1987-8 | 垫圈 8 | Spring lock washer 8 | 4 | |
| 2 | GB/T5783-2000-M8×20 | 螺栓 M8x20 | Bolt M8x20 | 4 | |
| 3 | DS44/1HB | 座椅 | Seat | 1 | |
| | XL-SEAT-003 | 座椅 | Seat | 1 | Optional |
| | YHG6-S23 | 座椅 | Seat | 1 | Optional |

20.1.1 驾驶室内饰总成 Cab trim Assembly

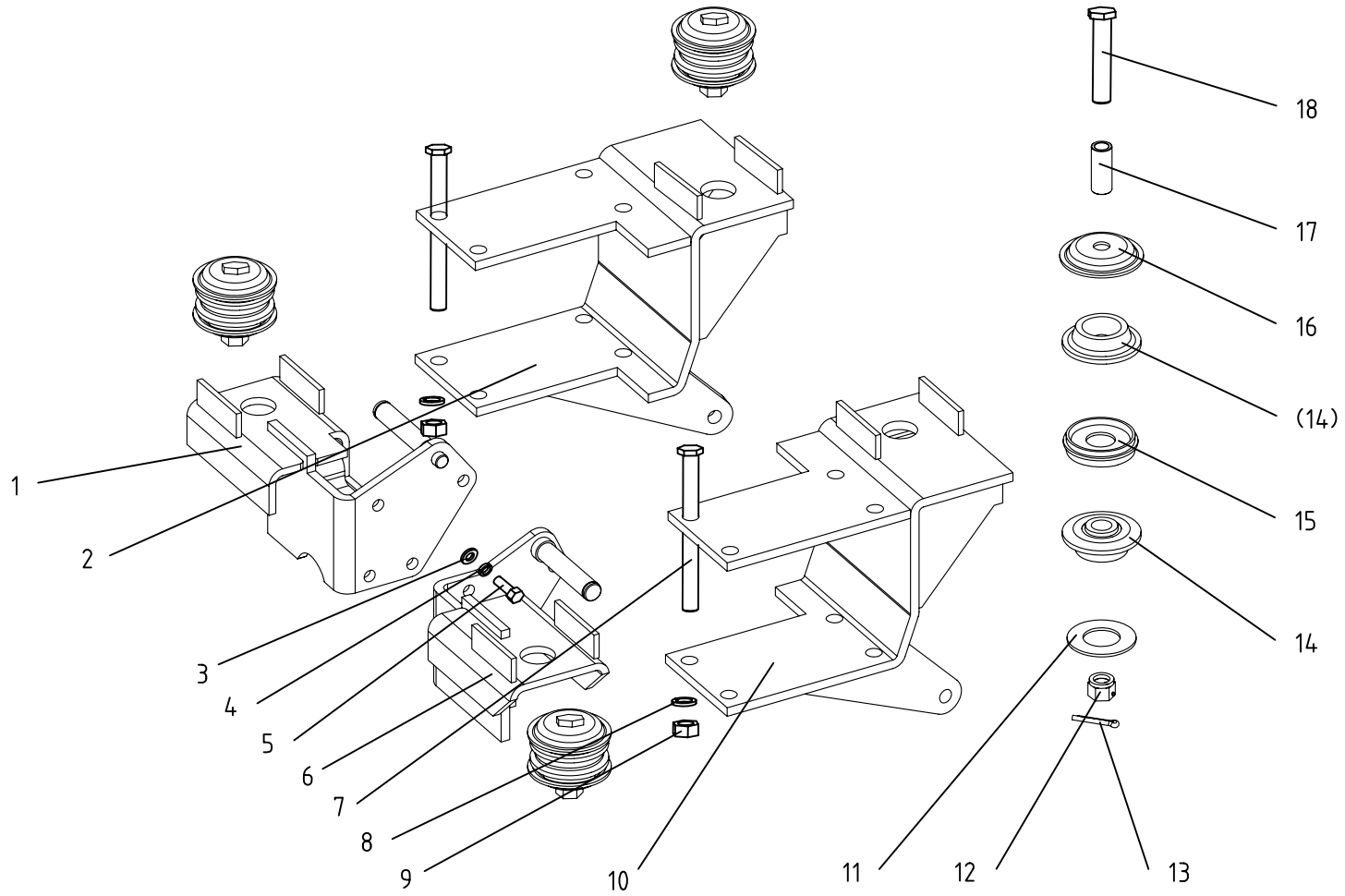
504G3-E.45.001



20.1.1 驾驶室内饰总成 Cab trim Assembly

| Ser.No. | Part No. | 名称及规格 | Name & Specifications | Quantity | Remarks |
|---------|----------------|---------|------------------------------|----------|---------|
| 1 | 504G3-E.45.420 | 后立柱内饰 | Rear pillar trim | 2 | |
| 2 | 504G3-E.45.422 | 右侧立柱内饰 | Right pillar trim | 1 | |
| 3 | 504G3-E.45.418 | 档位控制盒 | Range shift control trim | 1 | |
| 4 | 504G3-E.45.414 | 后围内饰板 | Squab panel trim | 1 | |
| 5 | 504G3-E.45.419 | 手柄控制盒 | Handle control trim | 1 | |
| 6 | 504G3-E.45.421 | 左侧立柱内饰 | Left pillar trim | 1 | |
| 7 | 504G3-E.45.417 | 刹车控制盒 | Brake handle control trim | 1 | |
| 8 | 504G3-E.45.412 | 左挡泥板内饰罩 | Left mud shields rest trim | 1 | |
| 9 | 504G3-E.45.415 | 座椅底板 | Noise barrier for seat plank | 1 | |
| 10 | 504G3-E.45.416 | 隔音底板 | Noise barrier for floor | 1 | |
| 11 | 504G3-E.45.413 | 右挡泥板内饰罩 | Right mud shields rest trim | 1 | |

20.1.2 驾驶室支撑
Backstops of Cab Assembly
504G3-E.45.001



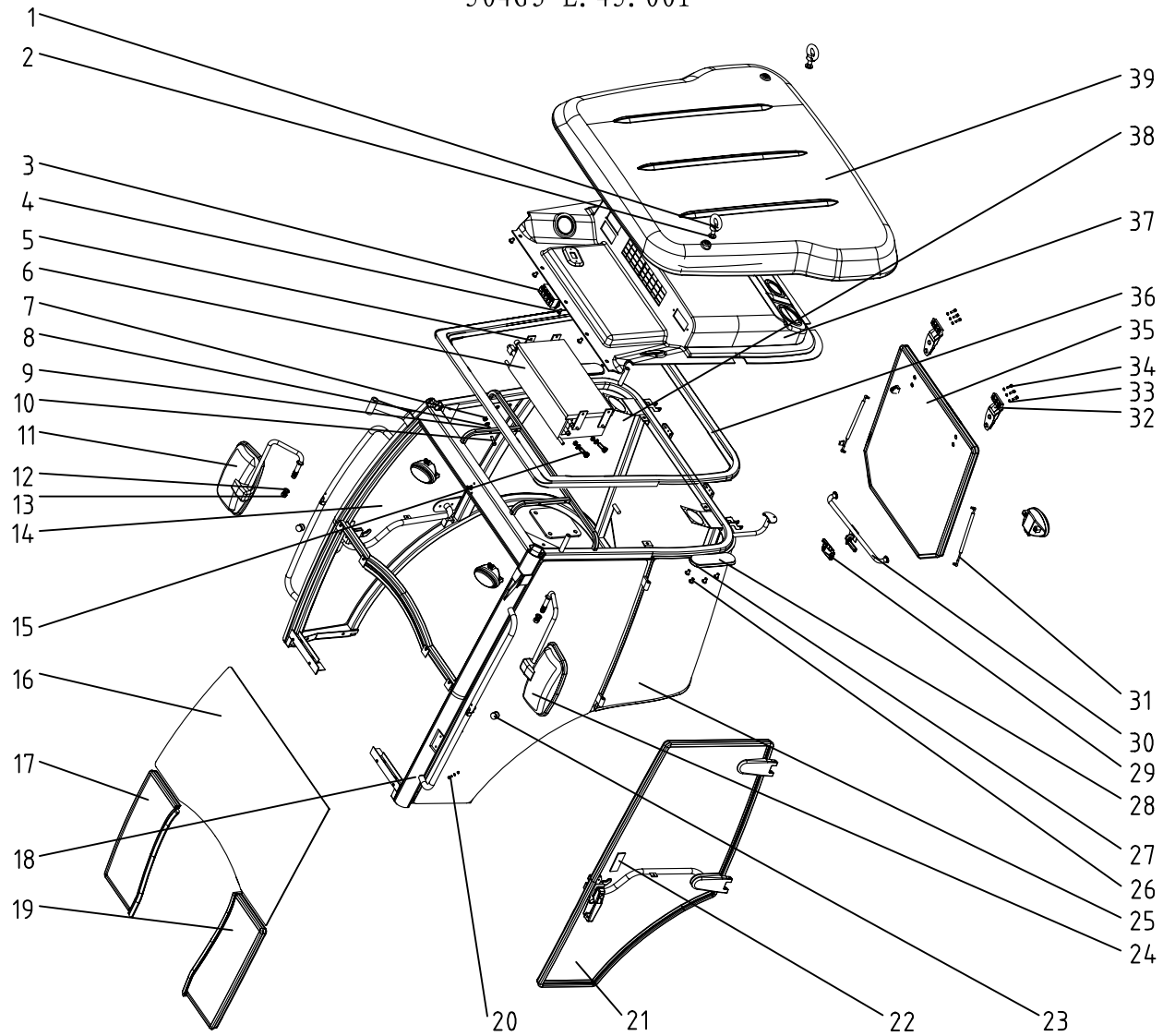
20.1.2 驾驶室支撑总成 Backstops of Cab Assembly

| Ser.No. | Part No. | 名称及规格 | Name & Specifications | Quantity | Remarks |
|---------|-----------------------|------------|--------------------------|----------|---------|
| 1 | 504G3-E.45.022 | 右前支承焊合件 | Right-front backstop | 1 | |
| 2 | 504G3-E.45.024 | 右后支承焊合件 | Right-rear backstop | 1 | |
| 3 | GB/T97.1-2002-12 | 垫圈 12 | Plain washer 12 | 8 | |
| 4 | GB/T93-1987-12 | 垫圈 12 | Spring lock washer 12 | 8 | |
| 5 | GB/T5783-2000-M12×30 | 螺栓 M12×30 | Hex. head bolt M12×30 | 8 | |
| 6 | 504G3-E.45.021 | 左前支承焊合件 | Left-front backstop | 1 | |
| 7 | GB/T5782-2000-M16×210 | 螺栓 M16×210 | Hex. head bolt M16×210 | 8 | |
| 8 | GB/T93-1987-16 | 垫圈 16 | Spring lock washer 16 | 8 | |
| 9 | GB/T6170-2002-M16 | 螺母 M16 | Hex. nut M16 | 8 | |
| 10 | 504G3-E.45.023 | 左后支承焊合件 | Left-rear backstop | 1 | |
| 11 | GB/T96.1-2002-16 | 垫圈 16 | Plain washer 16 | 4 | |
| 12 | GB/T6181-1986-M16 | 螺母 M16 | Hex. nut M16 | 4 | |
| 13 | GB/T91-2000-4×30 | 销 4×30 | Split pin 4×30 | 4 | |
| 14 | 504G3.51.124 | 减震圈 | Rubber damping ring | 8 | |
| 15 | 504G3-E.45.026 | 限位套焊合件 | Limiting stopper | 4 | |
| 16 | 504G3.51.123 | 护罩 | Damping protecting cover | 4 | |
| 17 | 504G3.51.125 | 护套 | Damping block sleeve | 4 | |
| 18 | GB/T31.1-1988-M16×120 | 螺栓 M16×120 | Hex. head bolt M16×120 | 4 | |

20.1.3 驾驶室总成

Cab Assembly

504G3-E. 45. 001



20.1.3 驾驶室总成 Cab Assembly

| Ser.No. | Part No. | 名称及规格 | Name & Specifications | Quantity | Remarks |
|---------|---------------------|---------|--|-------------|--------------------|
| 1 | 504G3.45.223 | 吊环垫片 | Washer | 2 | |
| 2 | GB/T825-1988 | 吊环螺钉M12 | Lifting eye bolt M12 | 2 | |
| 3 | 504G3.48A.102 | 四联板开关 | Light switch | 1 | |
| 4 | | 内装固定螺钉 | Set screw | As required | From trim supplier |
| 5 | 550-1.45A.220 | 空调固定板 | The steel plate fixed air conditioning | 4 | Optional |
| 6 | 550-1.45A.059 | 空调系统组合件 | Air conditioning | 1 | Optional |
| 7 | GB/T6170-2000-M8 | 螺母 M8 | Hex. nut M8 | 12 | |
| 8 | GB/T93-1987-8 | 垫圈 8 | Spring lock washer 8 | 26 | |
| 9 | GB/T97.1-2002-8 | 垫圈 8 | Washer 8 | 26 | |
| 10 | GB/T5783-2000-M8×35 | 螺栓M8x35 | Hex.bolt M8×35 | 4 | |
| 11 | 550-1.45A.045 | 右后视镜组合件 | Rearview mirror assembly (right) | 1 | |
| 12 | GB/T97.1-2002-10 | 垫圈 10 | Washer 10 | 4 | |
| 13 | GB/T6170-2000-M10 | 螺母 M10 | Hex. nut M10 | 2 | |
| 14 | 504G3.45.042-1 | 右门组合件 | Right door assembly | 1 | |
| 15 | GB/T5783-2000-M8×35 | 螺栓M8x35 | Hex.bolt M8×35 | 4 | |
| 16 | 504G3-E.45.401 | 前窗玻璃 | Front window | 1 | |
| 17 | 504G3-E.45.403 | 前右挡风玻璃 | Front right windscreen | 1 | |
| 18 | 504G3-E.45.050 | 驾驶室焊合件 | Cab assembly weldment | 1 | |
| 19 | 504G3-E.45.402 | 前左挡风玻璃 | Front left windscreen | 1 | |
| 20 | GB/T5783-2000-M8×40 | 螺栓M8x40 | Hex.bolt M8×40 | 4 | |
| 21 | 504G3.45.041-1 | 左门组合件 | Left door assembly | 1 | |
| 22 | 550-1.45A.223 | 门锁警告标志 | Door lock warning sign | 2 | |
| 23 | 504G3.45.368 | 橡胶套 | Rubber sheath | 2 | |
| 24 | 550-1.45A.052 | 左后视镜组合件 | Rearview mirror assembly (left) | 1 | |
| 25 | 504G3.45.211 | 左侧后窗玻璃 | The left side rear window | 1 | |

20.1.3 驾驶室总成 Cab Assembly

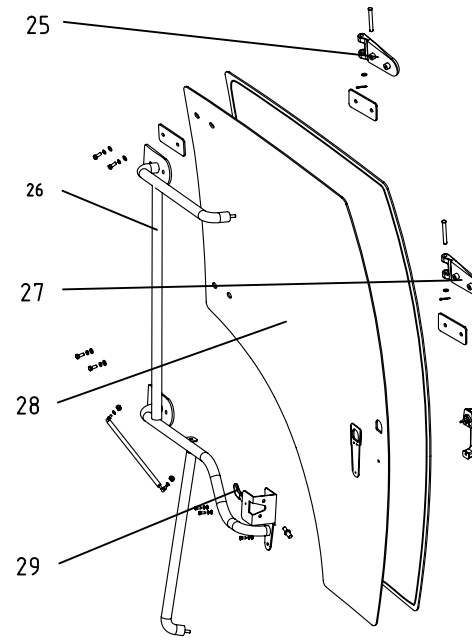
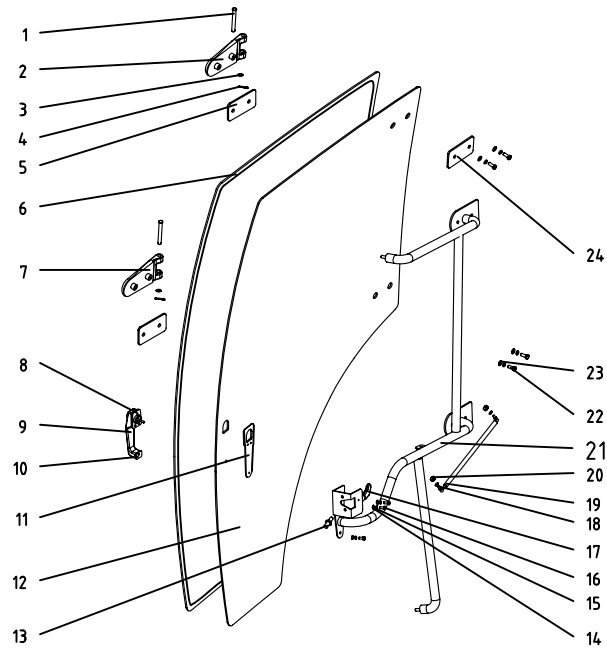
续表

| Ser.No. | Part No. | 名称及规格 | Name & Specifications | Quantity | Remarks |
|---------|-----------------------|---------------|-----------------------------|----------|---------|
| 26 | GB/T845-1985-ST4.8×16 | 自攻螺钉 ST4.8×16 | Self tapping screw ST4.8×16 | 8 | |
| 27 | 504G3.45.364 | 换气窗盖板 | Vent cover plate | 2 | |
| 28 | 504G3.45.365 | 换气窗海绵 | Vent the sponge | 2 | |
| 29 | 550-1.45A.216 | 后窗锁挡板 | Rear window lock baffle | 1 | |
| 30 | 550-1.45A.049 | 后窗锁组合件 | Rear window lock assembly | 2 | |
| 31 | 504G3.45.051 | 后窗气弹簧组合件 | Gas spring | 2 | |
| 32 | 550-1.45A.055 | 后窗玻璃铰链组合件 | Air conditioning air inlet | 1 | |
| 33 | GB/T93-1987-6 | 垫圈6 | Spring lock washer 6 | 9 | |
| 34 | GB/T70.1-2000-M6×20 | 螺钉 M6×20 | Nut bolt M6×20 | 7 | |
| 35 | 504G3.45.215 | 后窗玻璃 | Rear window | 1 | |
| 36 | 504G3.45.221 | 顶棚海绵垫 | Plafond sponge | 1 | |
| 37 | 504G3.45.056 | 顶棚内装饰组合件 | Top decorate combination | 1 | |
| 38 | 504G3.45.218 | 右侧后窗玻璃 | The right side rear window | 1 | |
| 39 | 504G3.45.091 | 顶棚 | Top | 1 | |

20.1.4 门合件

The door

504G3-E.45.001



20.1.4 驾驶室门合件 The Door

| Ser.No. | Part No. | 名称及规格 | Name & Specifications | Quantity | Remarks |
|---------|----------------------|------------|------------------------------|-------------|---------|
| 1 | GB/T882-1986-B10×85 | 销轴 B10×85 | Hinge pin B10×85 | 4 | |
| 2 | 550-1.45A.363 | 门铰链右(一)合件 | Right door butt assembly(1) | 5 | |
| 3 | GB/T97.1-2002-10 | 垫圈 10 | Washer 10 | 4 | |
| 4 | GB/T91-2000-3.2×20 | 开口销 3.2×20 | Cotter 3.2×20 | 4 | |
| 5 | 550-1.45A.290 | 门铰链橡胶垫(二) | Door butt rubber blanket | 8 | |
| 6 | 800.47.101 | 密封胶条 | Sealing rubber strip | As required | |
| 7 | 550-1.45A.361 | 门铰链(二)合件 | Door butt assembly(2) | 2 | |
| 8 | 550-1.45A.288 | 门锁橡胶垫(一) | Gate lock rubber blanket(1) | 2 | |
| 9 | 550-1.45A.076 | 门锁组合件 | Gate lock | 2 | |
| 10 | 550-1.45A.289 | 门锁橡胶垫(二) | Gate lock rubber blanket(2) | 2 | |
| 11 | 550-1.45A.291 | 门锁橡胶垫(三) | Gate lock rubber blanket(3) | 2 | |
| 12 | 550-1.45A.298 | 右门玻璃 | The right door glass | 1 | |
| 13 | 550-1.45A.292 | 锁柱 | Lock barrel | 2 | |
| 14 | GB/T97.1-2002-6 | 垫圈 6 | Washer 6 | 10 | |
| 15 | GB/T93-1987-6 | 垫圈 6 | Spring lock washer 6 | 10 | |
| 16 | GB/T818-1985-M6×20 | 螺钉 M6×20 | nut bolt M6×20 | 10 | |
| 17 | 550-1.45A.080 | 门右锁芯合件 | Door lock (right) | 1 | |
| 18 | GB/T93-1987-8 | 垫圈 8 | Spring lock washer 8 | 12 | |
| 19 | QD14-390x150x200N-BB | 气弹簧 | Gas spring | 4 | |
| 20 | GB/T6170-2000-M8 | 螺母-M8 | Hex. nut M8 | 4 | |
| 21 | 504G3.45.081-1 | 右门扶手焊合件 | Door armrest weldment(right) | 1 | |
| 22 | GB/T5783-2000-M8×20 | 螺栓 M8×20 | Hex.bolt M8×20 | 8 | |
| 23 | GB/T97.1-2002-8 | 垫圈8 | Washer 8 | 8 | |
| 24 | 550-1.45A.284 | 门铰链衬板 | Door butt scaleboard | 1 | |
| 25 | 550-1.45A.360 | 门铰链A | Left door butt A | 1 | |

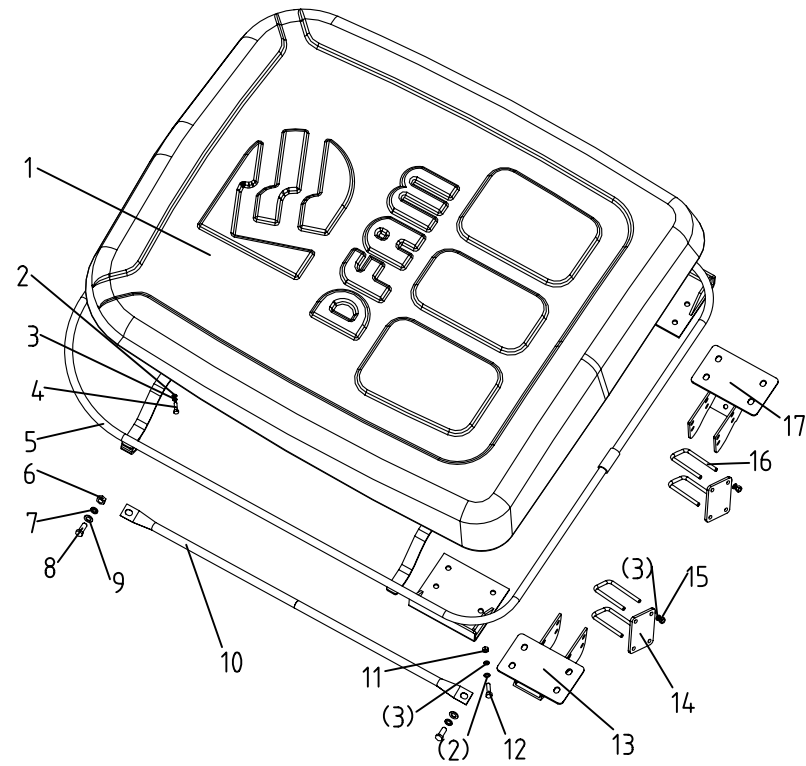
20.1.4 驾驶室门合件 The Door

续表

| Ser.No. | Part No. | 名称及规格 | Name & Specifications | Quantity | Remarks |
|---------|----------------|---------|-----------------------------|----------|---------|
| 26 | 504G3.45.077-1 | 左门扶手焊合件 | Door armrest weldment(left) | 1 | |
| 27 | 550-1.45A.361 | 门铰链B | Door butt B | 1 | |
| 28 | 504G3.45.285-1 | 左门玻璃 | The left door glass | 1 | |
| 29 | 550-1.45A.078 | 门左锁芯合件 | Door lock (left) | 1 | |

20.2 遮阳篷总成 Sunshade (Optional)

304-9A.45.001



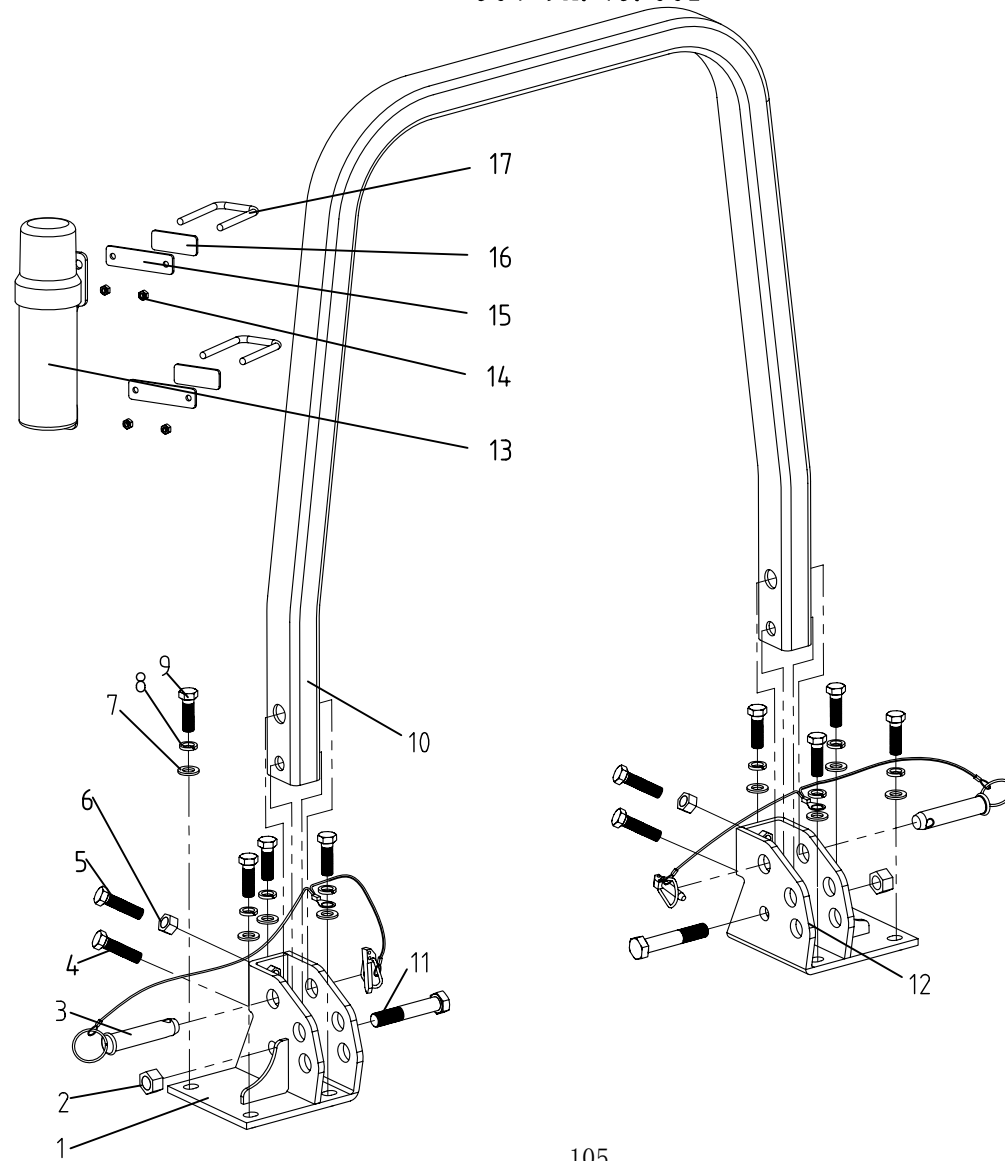
20.2 遮阳篷总成 Sunshade

| Ser.No. | Part No. | 名称及规格 | Name & Specifications | Quantity | Remarks |
|---------|----------------------|------------|-----------------------|----------|---------|
| 1 | 254G3.45.101 | 遮阳篷 | Sunshade | 1 | |
| 2 | GB/T97.1-2002-12 | 垫圈 12 | Plain washer 12 | 16 | |
| 3 | GB/T93-1987-12 | 垫圈 12 | Spring lock washer 12 | 12 | |
| 4 | GB/T5783-2000-M12×25 | 螺栓 M12×25 | Hex. head bolt M12×25 | 4 | |
| 5 | 304-9A.45.011 | 上支撑架焊合件 | Ascending shore | 1 | |
| 6 | GB/T6170-2000-M10 | 螺母 M10 | Hex. nut M10 | 2 | |
| 7 | GB/T93-1987-10 | 垫圈 10 | Spring lock washer 10 | 4 | |
| 8 | GB/T97.1-2002-10 | 垫圈 10 | Plain washer 10 | 4 | |
| 9 | GB/T5783-2000-M10×30 | 螺栓 M10×30 | Hex. head bolt M10×30 | 4 | |
| 10 | 304-9A.45.101 | 支撑钢管 | Support tube | 2 | |
| 11 | GB/T6170-2000-M12 | 螺母 M12 | Hex. nut M12 | 8 | |
| 12 | GB/T5783-2000-M12×35 | 螺栓 M12×35 | Hex. head bolt M12×35 | 8 | |
| 13 | 304-9A.45.016 | 下支撑座焊合件（左） | Left shore | 1 | |
| 14 | 304-9A.45.102 | 固定板 | Immobility board | 2 | |
| 15 | GB/T6182-2000-M12 | 螺母 M12 | Hex. nut M12 | 4 | |
| 16 | 304-9A.45.103 | U型螺栓 | U-bolt | 4 | |
| 17 | 304-9A.45.017 | 下支撑座焊合件（右） | Right shore | 1 | |

21 安全架总成

Safety Frame

304-9A.46.001



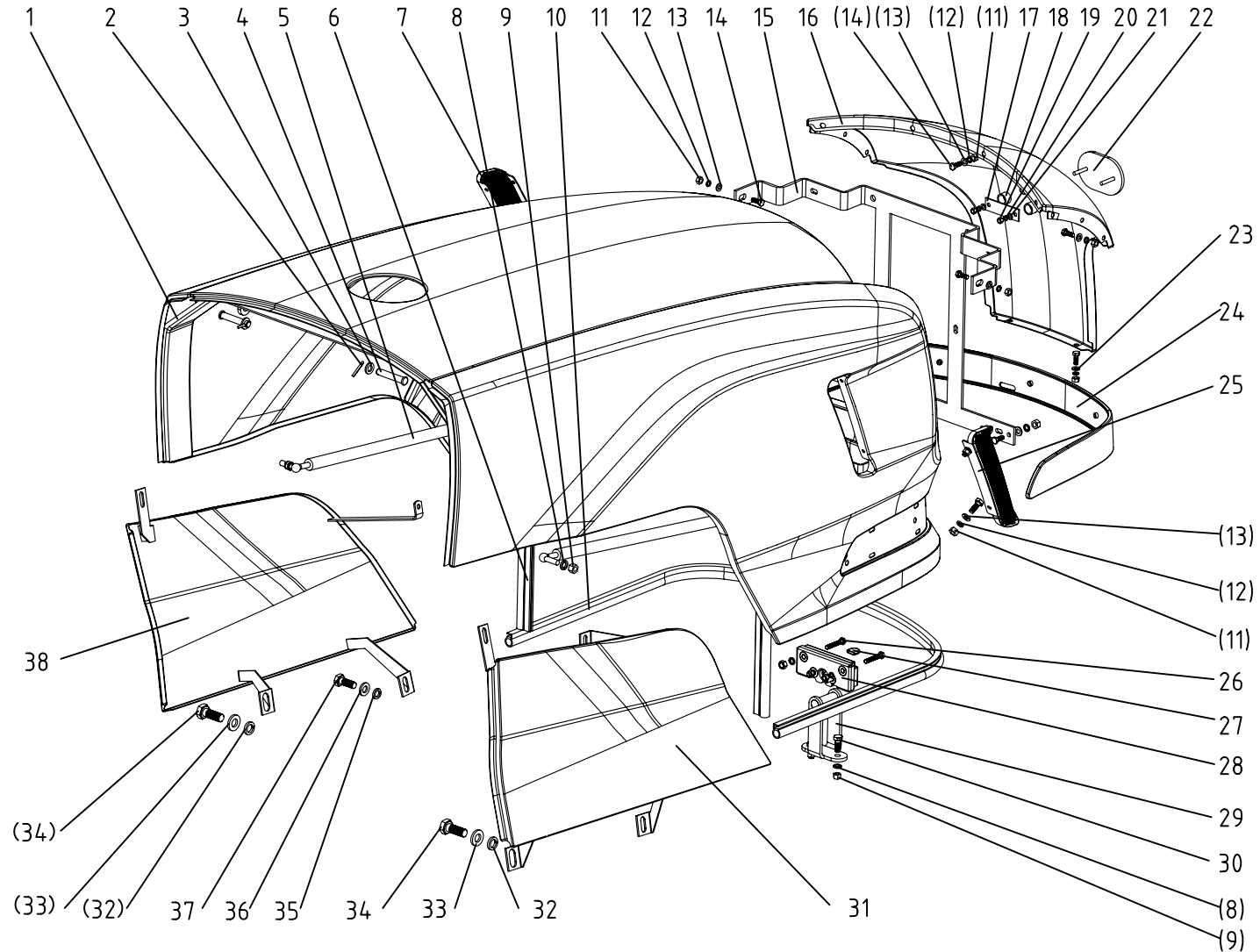
21 安全架总成 Safety Frame

| Ser.No. | Part No. | 名称及规格 | Name & Specifications | Quantity | Remarks |
|---------|---------------------------|----------------|----------------------------|----------|---------|
| 1 | 304-9A.46.011 | 左安全架座焊合件 | Left bracket,Safety frame | 1 | |
| 2 | GB/T 889.2-2000-M20×1.5 | 螺母 M20×1.5 | Hex. nut M20×1.5 | 2 | |
| 3 | 304-9A.46.014 | 锁销合件 | Lock pin | 2 | |
| 4 | GB/T5783-2000-M12×45 | 螺栓 M12×45 | Hex. head bolt M12×45 | 2 | |
| 5 | GB/T5783-2000-M12×65 | 螺栓 M12×65 | Hex. head bolt M12×65 | 2 | |
| 6 | GB/T6170-2000-M12 | 螺母 M12 | Hex. nut M12 | 2 | |
| 7 | GB/T97.1-2002-16 | 垫圈 16 | Plain washer 16 | 8 | |
| 8 | GB/T93-1987-16 | 垫圈 16 | Spring lock washer 16 | 8 | |
| 9 | GB/T5783-2000-M16×45 | 螺栓 M16×45 | Hex. head bolt M16×45 | 8 | |
| 10 | 304-9A.46.013 | 安全架焊合件 | Safety Frame | 1 | |
| 11 | GB/T5785-2000-M20×1.5×110 | 螺栓 M20×1.5×110 | Hex. head bolt M20×1.5×110 | 2 | |
| 12 | 304-9A.46.012 | 右安全架座焊合件 | Right bracket,Safety frame | 1 | |
| 13 | 254-5.49.103 | 手册资料筒 | Manual holder | 1 | |
| 14 | GB/T6170-2000-M8 | 螺母 M8 | Hex. nut M8 | 4 | |
| 15 | 254G3.46.103 | 抱箍固定板 | Fixed plate | 2 | |
| 16 | 254G3.46.104 | 橡胶固定板 | Shim plate | 2 | |
| 17 | 304-9A.46.161 | U形螺栓 | U-bolt | 2 | |

22.1 机罩仪表罩总成 (A)

Hood and Panel (A)

504G3-E. 47. 001/504G3-3. 47. 001



22.1 机罩仪表罩总成 (A) Hood and Panel (A)

| Ser.No. | Part No. | 名称及规格 | Name & Specifications | Quantity | Remarks |
|---------|---------------------|-----------|-----------------------------|----------|---------|
| 1 | 504G3.47.011 | 机罩焊合件 | Engine Hood | 1 | |
| 2 | GB/T91-2000-3.2×32 | 销 3.2×32 | Split pin 3.2×32 | 2 | |
| 3 | GB/T97.1-2002-10 | 垫圈 10 | Plain washer 10 | 2 | |
| 4 | GB/T882-1986-B10×60 | 销轴 B10×60 | Clevis pin with head B10×60 | 2 | |
| 5 | QD16-695×293×380-BB | 压缩气弹簧 | Gas spring | 2 | |
| 6 | TFT.70.012 | 30#密封条 | Rubber bar | 2 | L=400 |
| 7 | 404-11.47.105 | 左侧风窗 | Left radiator grill | 1 | |
| 8 | GB/T93-1987-8 | 垫圈 8 | Spring lock washer 8 | 6 | |
| 9 | GB/T6170-2000-M8 | 螺母 M8 | Hex. Nut M8 | 4 | |
| 10 | 800.47.101 | 密封胶条 | Rubber ring | 1 | L=1340 |
| 11 | GB/T6170-2000-M6 | 螺母 M6 | Hex. Nut M6 | 26 | |
| 12 | GB/T93-1987-6 | 垫圈 6 | Spring lock washer 6 | 28 | |
| 13 | GB/T97.1-2002-6 | 垫圈 6 | Plain washer 6 | 17 | |
| 14 | GB/T5783-2000-M6×16 | 螺栓 M6×16 | Hex. head bolt M6×16 | 22 | |
| 15 | 504-4.47A.014 | 灯支架焊合件 | Bracket | 1 | |
| 16 | 504-4.47A.103 | 前网板 | Front cover | 1 | |
| 17 | 300.47.113 | 标牌安装板 | Brand mark plate carrier | 1 | |
| 18 | 350.47A.104 | 标牌垫套 | Brand mark cushion sleeve | 2 | |
| 19 | GB/T6170-2000-M5 | 螺母 M5 | Hex. Nut M5 | 2 | |
| 20 | GB/T93-1987-5 | 垫圈 5 | Spring lock washer 5 | 2 | |
| 21 | GB/T97.1-2002-5 | 垫圈 5 | Plain washer 5 | 2 | |
| 22 | 550.47E.101 | DF标牌 | DF brand | 1 | DF |
| 23 | GB/T96.2-1985-6 | 垫圈 6 | Plain washer 5 | 12 | |
| 24 | 504G3.47.018 | 前围装饰板组合件 | Front garnish | 1 | |
| 25 | 404-11.47.106 | 右侧风窗 | Right radiator grill | 1 | |

22.1 机罩仪表罩总成 (A) Hood and Panel (A)

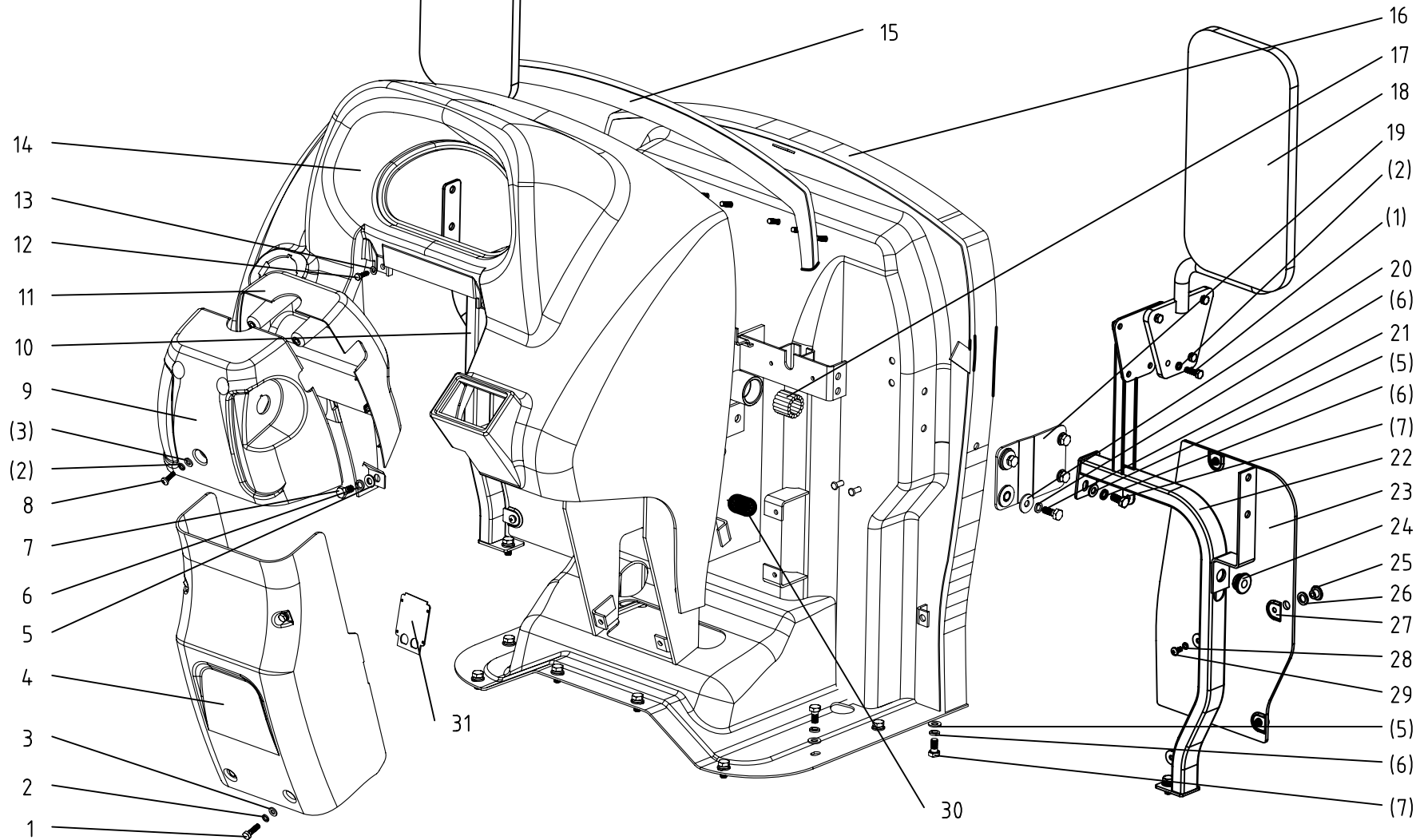
续表

| Ser.No. | Part No. | 名称及规格 | Name & Specifications | Quantity | Remarks |
|---------|----------------------|-----------|-----------------------------|----------|---------|
| 26 | GB/T5783-2000-M6×35 | 螺栓 M6×35 | Hex. head bolt M6×35 | 4 | |
| 27 | 550.47E.105-1 | 机罩锁套 | Rubber sheath | 1 | |
| 28 | 550.47E.026 | 机罩锁 | Hood lock | 1 | |
| 29 | 504G3-3.47.012 | 机罩锁销焊合件 | Lockpin | 1 | |
| 30 | GB/T5783-2000-M8×20 | 螺栓 M8×20 | Hex. head bolt M8×20 | 2 | |
| 31 | 504G3-E.47.017 | 左下侧板焊合件 | Left hood side under panel | 1 | |
| 32 | GB/T93-1987-16 | 垫圈 16 | Spring lock washer 16 | 2 | |
| 33 | GB/T97.1-2002-16 | 垫圈 16 | Plain washer 16 | 2 | |
| 34 | GB/T5783-2000-M16×35 | 螺栓 M16×35 | Hex. head bolt M16×35 | 2 | |
| 35 | GB/T93-1987-14 | 垫圈 14 | Spring lock washer 14 | 1 | |
| 36 | GB/T97.1-2002-14 | 垫圈 14 | Plain washer 14 | 1 | |
| 37 | GB/T5783-2000-M14×25 | 螺栓 M14×25 | Hex. head bolt M14×25 | 1 | |
| 38 | 504G3-E.47.018 | 右下侧板焊合件 | Right hood side under panel | 1 | |

22.2 机罩仪表罩总成 (B)

Hood and Panel (B)

504G3-E. 45. 001/504G3-3. 47. 001



22.2 机罩仪表罩总成 (B) Hood and Panel (B)

| Ser.No. | Part No. | 名称及规格 | Name & Specifications | Quantity | Remarks |
|---------|-------------------------|----------------|------------------------------|----------|---------|
| 1 | GB/T5783-2000-M6×20 | 螺栓 M6×20 | Hex. head bolt M6×20 | 16 | For cab |
| 2 | GB/T93-1987-6 | 垫圈 6 | Spring lock washer 6 | 27 | |
| 3 | GB/T97.1-2002-6 | 垫圈 6 | Plain washer 6 | 16 | |
| 4 | 504G3.47.103 | 方向器底座罩壳 | Redirector pedestal mantle | 1 | |
| | 504G3-E.45.103 | 方向器底座罩壳 | Redirector pedestal mantle | 1 | |
| 5 | GB/T97.1-2002-8 | 垫圈 8 | Plain washer 8 | 20 | |
| 6 | GB/T93-1987-8 | 垫圈 8 | Spring lock washer 8 | 24 | |
| 7 | GB/T5783-2000-M8×16 | 螺栓 M8×16 | Hex. head bolt M8×16 | 12 | |
| 8 | GB/T818-2000-M6×16 | 螺钉 M6×16 | Philips pan head screw M6×16 | 3 | |
| 9 | 504G3-3.47.103 | 方向器后罩壳 | Redirector back mantle | 1 | |
| 10 | 504G3.47.016-2 | 左框架焊合件 | Left frame clsss weldment | 1 | |
| 11 | 504G3.47.014 | 方向器前罩壳组合件 | Redirector forward mantle | 1 | |
| 12 | GB/T818-2000-M5×16 | 螺栓 M5×16 | Hex. head bolt M5×16 | 2 | |
| 13 | GB/T97.1-2002-5 | 垫圈 5 | Plain washer 5 | 2 | |
| 14 | 504G3.47.101 | 仪表罩 | Engine Hood | 1 | |
| 15 | YC0542020442 | 仪表台密封条 | Stamping steel ribbon | demand | |
| 16 | 504G3-3.47.011-1 | 仪表罩框架焊合件 | Hood frame clsss weldment | 1 | |
| 17 | GB/T5846-1989-K25×31×25 | 滚针轴承 K25×31×25 | Needle bearing K25×31×25 | 2 | |
| 18 | A3-1 | 后视镜 | Rearview mirror | 2 | |
| 19 | 504G3.47.025 | 连接板组合件 | Joint plate | 2 | |
| 20 | GB/T96-1985-8 | 垫圈 8 | Plain washer 8 | 4 | |
| 21 | GB/T5783-2000-M8×20 | 螺栓 M8×20 | Hex. head bolt M8×20 | 8 | |
| 22 | 504G3.47.022-2 | 右框架焊合件 | Right frame clsss weldment | 1 | |
| 23 | 504G3.47.228 | 挡风玻璃 | Windshield | 2 | |
| 24 | 504G3.51.102 | 橡胶套 | Rubber sheath | 2 | |

22.2 机罩仪表罩总成 (B) Hood and Panel (B)

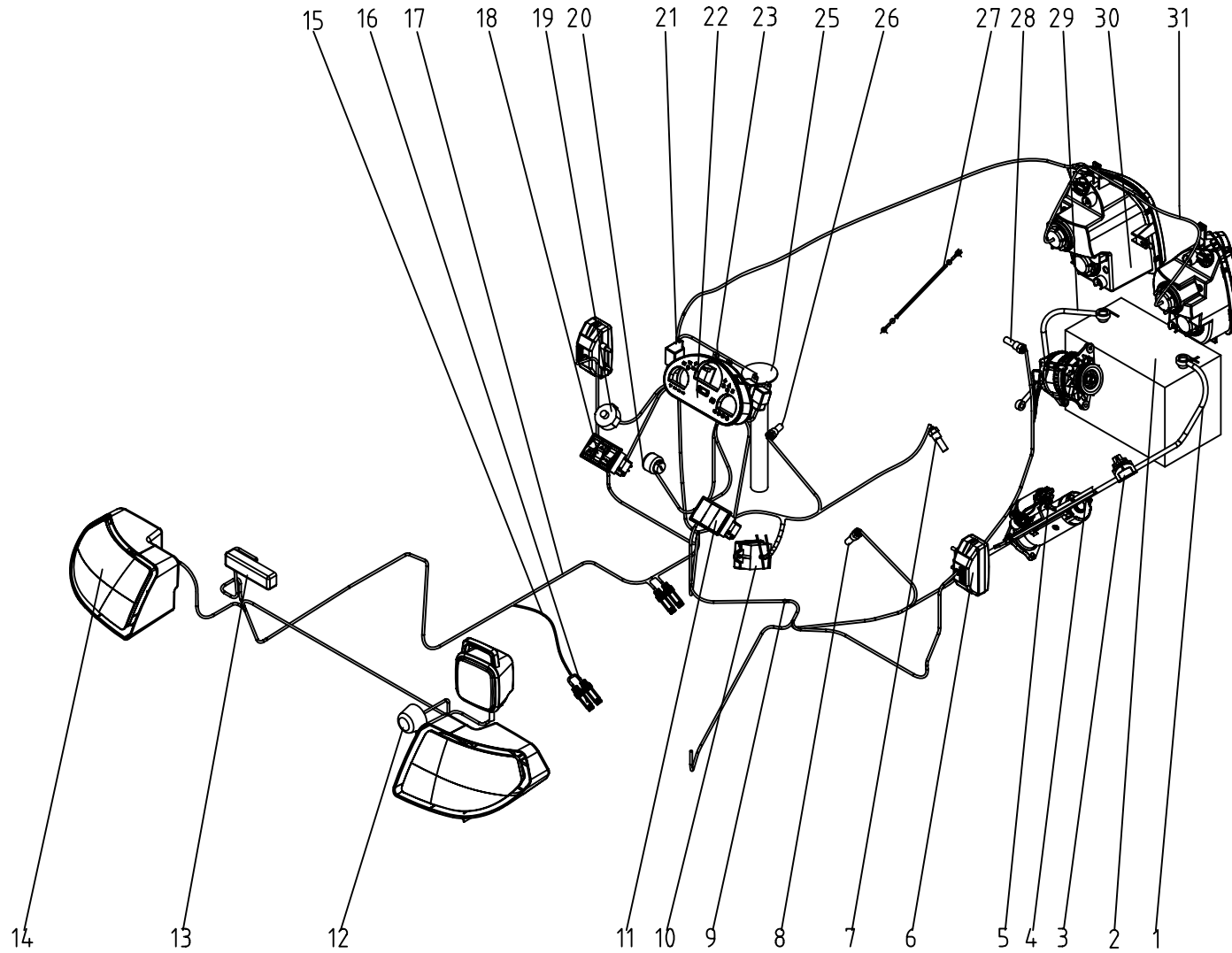
续表

| Ser.No. | Part No. | 名称及规格 | Name & Specifications | Quantity | Remarks |
|---------|-------------------|-----------|-----------------------------|----------|---------|
| 25 | 504G3.47.225 | 玻璃固定用螺母M5 | Hex. Nut M5 | 6 | |
| 26 | 504G3.47.226 | 玻璃固定用橡胶垫5 | Rubber washer 5 | 6 | |
| 27 | 504G3.47.227 | 玻璃固定用塑料垫5 | Plastic washer 5 | 6 | |
| 28 | GB/T93-1987-5 | 垫圈 5 | Spring lock washer 5 | 6 | |
| 29 | GB/T818-2000-M5×8 | 螺钉 M5×8 | Philips pan head screw M5×8 | 6 | |
| 30 | 504G3.47.108 | 线束橡胶套 | wiring harness rubber cover | 1 | |
| 31 | 504G3-E.45.029 | 后密封板焊合件 | Rear sealplate | 1 | |

23. A. 1 电气系统总成

Electrical System

504G3-E. 48. 001



23. A. 1 电气系统总成 Electrical System

| Ser.No. | Part No. | 名称及规格 | Name & Specifications | Quantity | Remarks |
|---------|-------------------|------------------|---------------------------------|----------|---------|
| 1 | 504G3.48.016 | 蓄电池正极-总电源开关电缆总 | Elastic cable paper | 1 | |
| 2 | 6-QW-90 | 免维护蓄电池 | Battery | 1 | |
| 3 | 254G3.48.019 | 总电源开关 (DHKG904) | General supply switch | 1 | |
| 4 | 504G3.48.017 | 起动-电源总开关连接电缆线 | Elastic cable paper | 1 | |
| 5 | 504G3-E.48.003-1 | 起动-发电机线束 | Starting motor wiring harness | 1 | |
| 6 | 300-6.48.020-1 | 转向灯 | Steering lamp | 2 | |
| 7 | 504G3.48.104 | 油压传感器 | Oil pressure sensor | 1 | |
| 8 | 504G3.48.103 | 转速传感器 (M18×1.5) | rotation speed senser (M18×1.5) | 1 | |
| 9 | 504G3-E.48A.013 | 挡泥板接地线 | Mad guard ground wire | 1 | |
| 10 | 504G3.48.020 | 保险丝盒线束 | Fuse box | 1 | |
| 11 | 504G3.48.027 | 三联板开关盖板 (JK938A) | Caution light swich cover | 1 | |
| 12 | JB3762-84 | 拖车插座 | Tow truck jack | 1 | |
| 13 | 300-6.48.019-1 | 牌照灯 | License lamp | 1 | |
| 14 | 404-11.48.022/023 | 左/右组合后灯 | Combination rear signal lamp | 2 | |
| 15 | 504G3.48B.015 | PTO接近开关线束 | PTO approach switch harness | 1 | |
| 16 | 504G3.48A.104 | PNP接近传感器 | approach switch | 2 | |
| 17 | 504G3.48A.013 | 挡泥板线束 | Rear wiring harness | 1 | |
| 18 | 504G3-E.48.026 | 三联板开关 | Caution light swich | 1 | |
| 19 | 304G2-6.48.103 | 组合开关 | Multi-function switch | 1 | |
| 20 | 504G3.48.022 | 预热起动开关 | Pre-heating starting switch | 1 | |
| 21 | 504G3.48.105 | 起动开关标牌 | Starting scutcheon | 1 | |
| 22 | HX-SG102A | 复合报警闪光器 | Flasher | 1 | |
| 23 | 504G3-E.48A.021 | 组合仪表 (EC) | Combination meter | 1 | |
| 24 | 1912型 | 起动继电器 (12V 40A) | Starting relay | 7 | |
| 25 | 504G3.48.101 | 油量传感器 | Oil level sensor | 1 | |

23. A. 1 电气系统总成 Electrical System

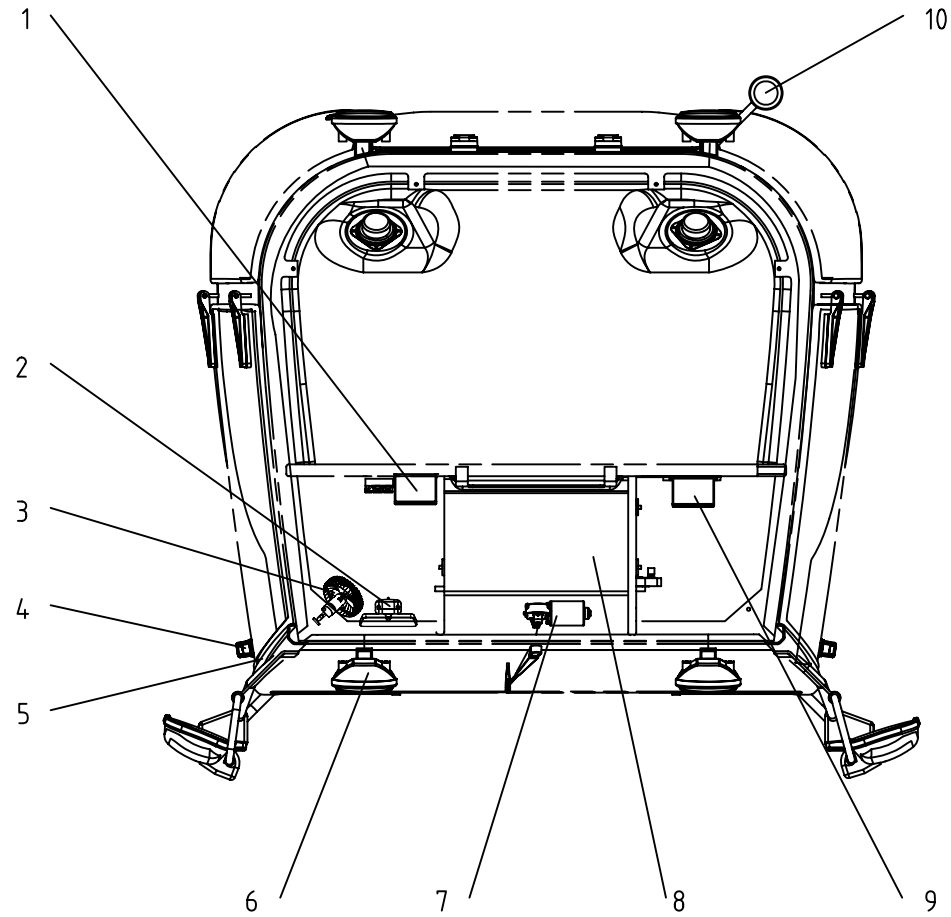
续表

| Ser.No. | Part No. | 名称及规格 | Name & Specifications | Quantity | Remarks |
|---------|-------------------|-----------|------------------------------|----------|---------|
| 26 | JK231B | 制动灯开关（常闭） | Brakelight switch | 1 | |
| 27 | 504G3.48.014 | 预热器接地线 | Preheater ground wire | 1 | |
| 28 | 504G3.48.102 | 水温传感器 | Water temperature sensor | 1 | |
| 29 | 504G3.48.015 | 蓄电池负极电缆总成 | Battery cable | 1 | |
| 30 | 404-11.48.020/021 | 前左/右前大灯 | Head lamp | 2 | |
| 31 | 504G3-E.48.004-1 | 灯光-控制线束 | Light control wiring harness | 1 | |

23. A. 2 驾驶室电气系统总成

CAB Electrical System

504G3-E. 48. 010

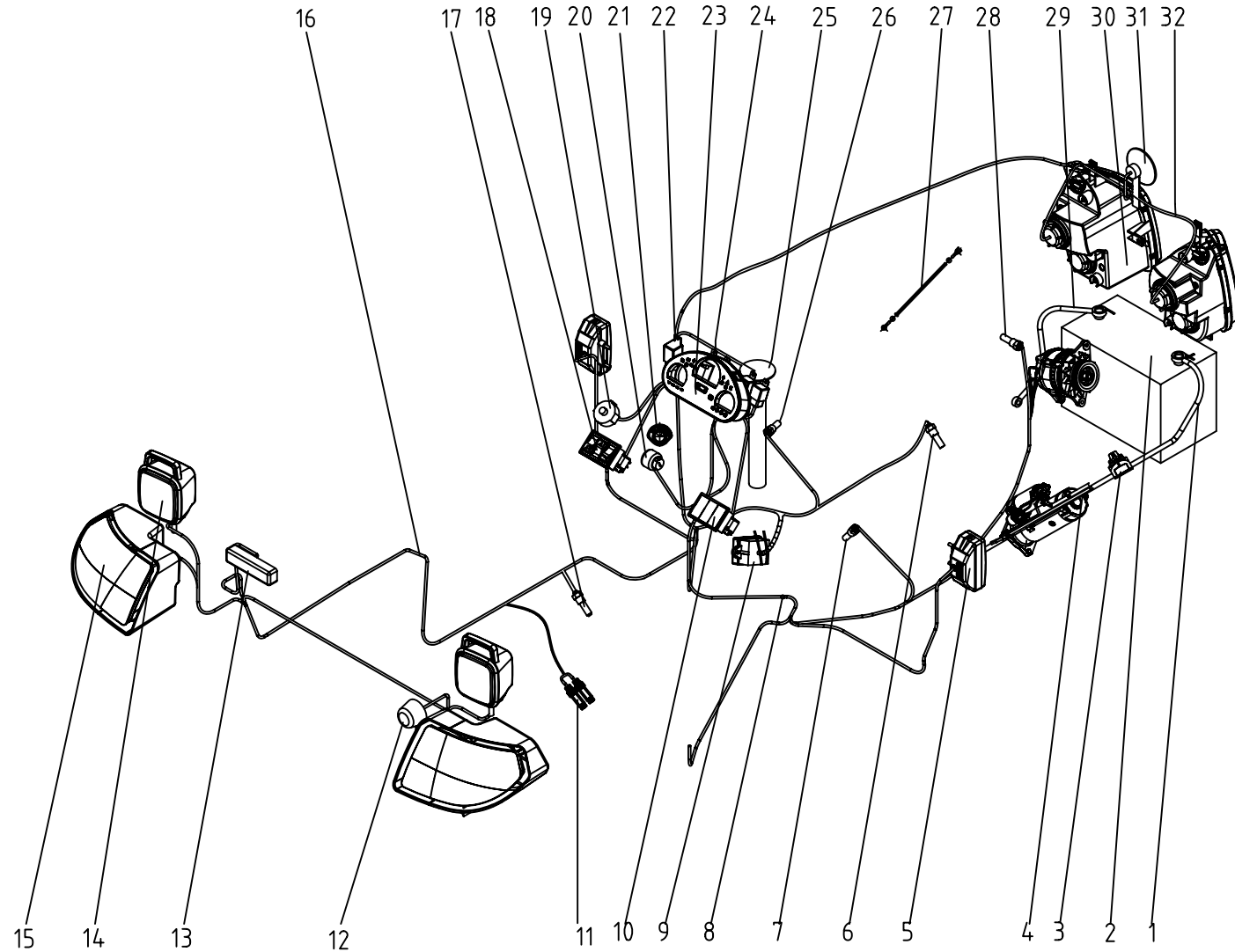


23. A. 2 驾驶室电气系统总成 CAB Electrical System

| Ser.No. | Part No. | 名称及规格 | Name & Specifications | Quantity | Remarks |
|---------|------------------|-------------|--|----------|----------|
| 1 | 550-1.65.023 | 收音机 | Radio | 1 | |
| 2 | 550-1.65.025 | 室内顶灯和后照镜组合件 | Ceiling lamp and inside rear-view mirror | 1 | |
| 3 | 550-1.65.024 | 电风扇合件 | Fan | 1 | |
| 4 | 300-6.48.020-1 | 转向灯组合件 | Turn signal lamp | 2 | |
| 5 | 504G3-E.48.005-1 | 驾驶室线束 | Cab wiring harness | 1 | |
| 6 | 550-1.65.026 | 照明灯总成 | Working lamp | 4 | |
| 7 | ZD1232 | 雨刮电机 | Indscreen wiper motor | 1 | |
| 8 | 550-1.78.011 | 暖风机总成 | Warm air heating radiator | 1 | Optional |
| | | 空调总成 | A/C | 1 | Optional |
| 9 | | 空调开关盒组合件 | A/C switch | 1 | |
| 10 | 550-1.65.027 | 慢速报警灯 | Low-speed warning tell-tale | 1 | |

23.B 电气系统总成 Electrical System

504G3-E.48A.001



23. B 电气系统总成 Electrical System

| Ser.No. | Part No. | 名称及规格 | Name & Specifications | Quantity | Remarks |
|---------|-------------------|---------------------|---------------------------------|----------|----------|
| 1 | 504G3.48.016 | 蓄电池正极-总电源开关电缆总 | Elastic cable paper | 1 | |
| 2 | 6-QW-90L | 免维护蓄电池 | Battery | 1 | |
| 3 | 254G3.48.019 | 总电源开关 (DHKG904) | General supply switch | 1 | |
| 4 | 504G3.48.017 | 起动-电源总开关连接电缆线 | Elastic cable paper | 1 | |
| 5 | 504G3.48.021 | S116转向灯 | Steering lamp | 2 | |
| 6 | 504G3.48.104 | 油压传感器 | Oil pressure sensor | 1 | |
| 7 | 504G3.48.103 | 转速传感器 (M18×1.5) | rotation speed senser (M18×1.5) | 1 | |
| 8 | 504G3-E.48A.012 | 主线束 | Main wiring harness | 1 | |
| 9 | 504G3.48.020 | 保险丝盒 | Fuse box | 1 | |
| 10 | 504G3.48.027 | 三联板开关盖板 (JK938A) | Caution light swich cover plate | 1 | |
| 11 | 504G3.48A.104 | PNP接近开关 | approach switch | 4 | |
| 12 | JB3762-84 | 拖车插座 | Tow truck jack | 1 | |
| 13 | 300-6.48.019-1 | 牌照灯 | License lamp | 1 | Optional |
| 14 | 804-6.48.024 | 后工作灯 | Tail lamp | 2 | |
| 15 | 404-11.48.022/023 | 左/右后尾灯 | Combination rear signal lamp | 2 | |
| 16 | 504G3.48A.013 | 挡泥板线束 | Rear wiring harness | 1 | |
| 17 | JB1041 | 安全起动开关 | Safe starting switch | 1 | |
| 18 | 504G3.48.026 | 三联板开关 (JK938A) | Caution light swich | 1 | |
| 19 | 304G2-6.48.103 | 组合开关 | Multi-function switch | 1 | |
| 20 | 504G3.48.022 | 预热起动开关 | Pre-heating starting switch | 1 | |
| 21 | 504G3.48.105 | 起动开关标牌 | Starting scutcheon | 1 | |
| 22 | HX-SG102A | 复合报警闪光器 | Flasher | 1 | |
| 23 | 504G3-E.48A.021 | 组合仪表 (EC) | Combination meter | 1 | |
| 24 | 1912型 | 继电器 (12V, 40A) (五脚) | Starting relay | 8 | |
| 25 | 504G3.48.101 | 油量传感器 | Oil level sensor | 1 | |

23. B 电气系统总成 Electrical System

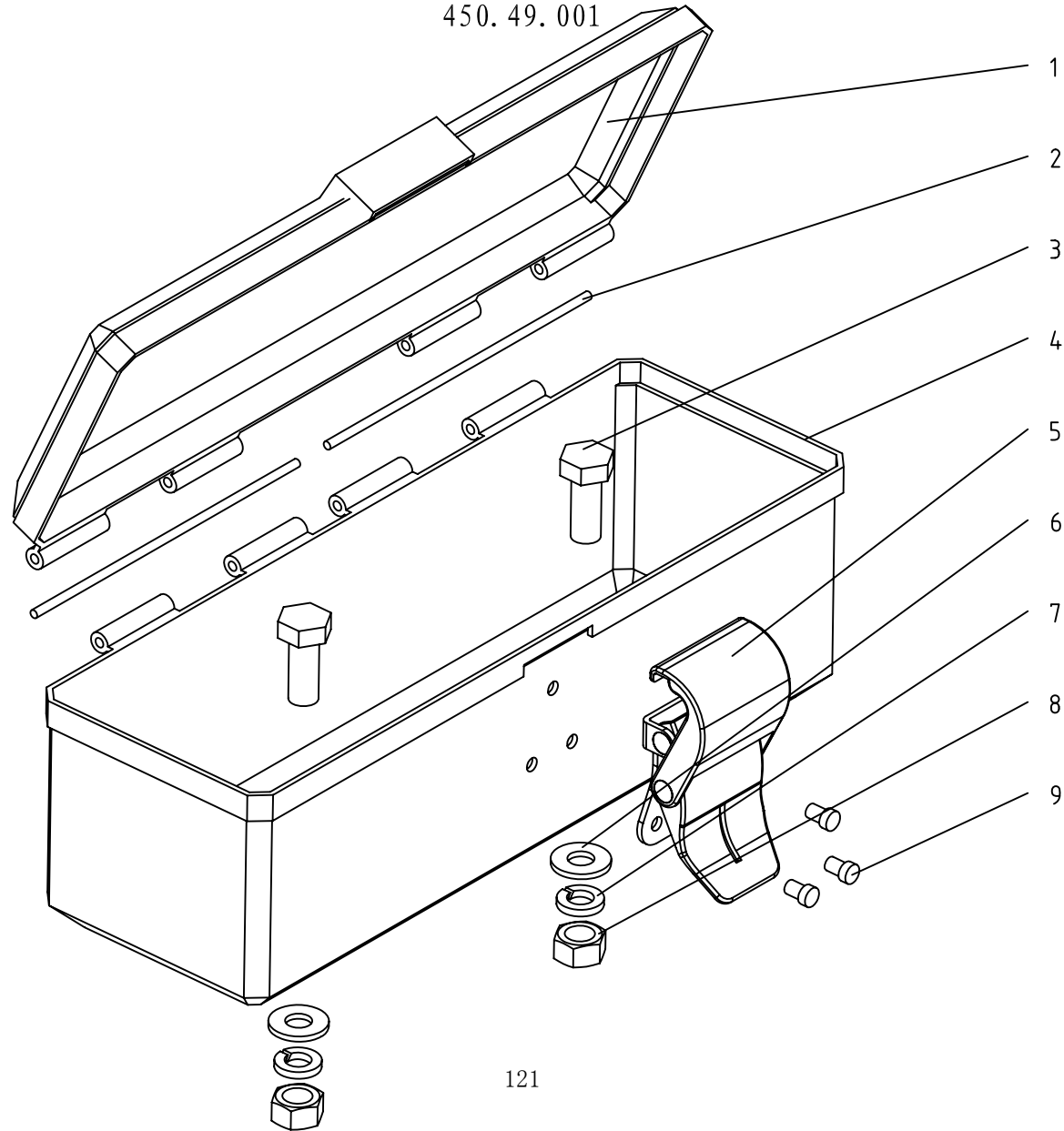
续表

| Ser.No. | Part No. | 名称及规格 | Name & Specifications | Quantity | Remarks |
|---------|-------------------|-----------|--------------------------|----------|---------|
| 26 | JK231B | 制动灯开关（常闭） | Brakelight switch | 1 | |
| 27 | 504G3-E.48A.013 | 挡泥板接地线 | Mad guard ground wire | 1 | |
| 28 | 504G3.48.102 | 水温传感器 | Water temperature sensor | 1 | |
| 29 | 504G3.48.015 | 蓄电池负极电缆总成 | Battery cable | 1 | |
| 30 | 404-11.48.020/021 | 左前/右前大灯 | Head lamp | 2 | |
| 31 | DL-124D | 电喇叭 | Electrucity horn | 1 | |
| 32 | 504G3.48A.011 | 前线束 | Front wiring harness | 1 | |

24 工具箱总成

Tool Box

450.49.001



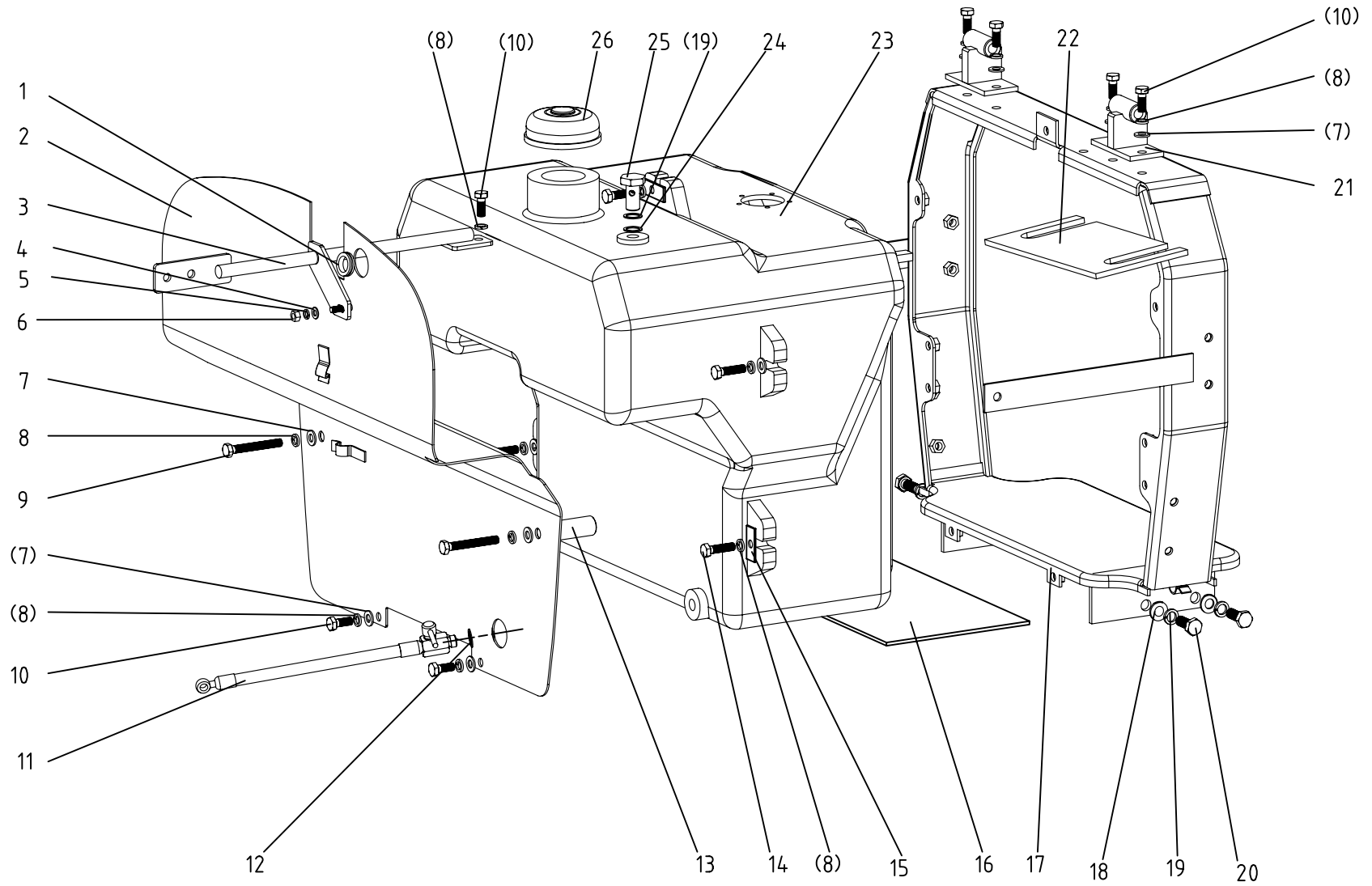
24 工具箱总成 Toolbox

| Ser.No. | Part No. | 名称及规格 | Name & Specifications | Quantity | Remarks |
|---------|---------------------|----------|--------------------------|----------|---------|
| 1 | 450.49.101 | 工具箱盖 | Toolbox cover | 1 | |
| 2 | 450.49.106 | 连接钢丝 | Connecting wire-steel | 2 | |
| 3 | GB/T5783-2000-M8×16 | 螺栓M8×16 | Hex. head bolt M8×16 | 2 | |
| 4 | 450.49.102 | 工具箱体 | Toolbox case | 1 | |
| 5 | 450.49.011 | 锁销总成 | Lockpin | 1 | |
| 6 | GB/T97.1-2002-8 | 垫圈8 | Plain washer 8 | 2 | |
| 7 | GB/T93-1987-8 | 垫圈8 | Spring lock washer 8 | 2 | |
| 8 | GB/T6170-2000-M8 | 螺母 M8 | Hex. nut M8 | 2 | |
| 9 | GB/T12618-1990-5×10 | 抽芯铆钉5×10 | Self-plugging rivet 5×10 | 3 | |

25 燃油箱总成

Fuel Tank

504G3-E. 50. 001



25 燃油箱总成 Fuel Tank

| Ser.No. | Part No. | 名称及规格 | Name & Specifications | Quantity | Remarks |
|---------|------------------------|---------------|-------------------------------|----------|---------|
| 1 | 504G3.50.116 | 油箱回油护圈 | Fuel tank oil return retainer | 1 | |
| 2 | 504G3.50.013-2 | 隔热板焊合件 | Adiabatic board | 1 | |
| 3 | 504G3-E.50.016 | 油箱支架撑杆焊合件 | Knighthead | 1 | |
| 4 | GB/T97.1-2002-6 | 垫圈 6 | Plain washer 6 | 1 | |
| 5 | GB/T93-1987-6 | 垫圈 6 | Spring lock washer 6 | 1 | |
| 6 | GB/T6170-2000-M6 | 螺母 M6 | Hex. nut M6 | 5 | |
| 7 | GB/T97.1-2002-8 | 垫圈 8 | Plain washer 8 | 12 | |
| 8 | GB/T93-1987-8 | 垫圈 8 | Spring lock washer 8 | 18 | |
| 9 | GB/T5782-2000-M8×60 | 螺栓 M8×60 | Hex. head bolt M8×60 | 2 | |
| 10 | GB/T5783-2000-M8×20 | 螺栓 M8×20 | Hex. head bolt M8×20 | 7 | |
| 11 | 850-2.50.020 | 胶管总成 | Pipe | 1 | |
| 12 | JB-FT-CU-14 | 组合铜垫圈 14 | Combination washer 14 | 1 | |
| 13 | 504G3.50.120 | 隔热板固定管 | Adiabatic board fixed pipe | 1 | |
| 14 | GB/T5783-2000-M8×30 | 螺栓 M8×30 | Hex. head bolt M8×30 | 5 | |
| 15 | 304G2-6.50.101 | 油箱垫圈 | Fuel tank plain washer | 5 | |
| 16 | 504G3.50.115 | 橡胶垫板 | Rubber pad | 1 | |
| 17 | 504G3-3.50.012 | 油箱支架焊合件 | Fuel tank cradle | 1 | |
| 18 | GB/T97.1-2002-10 | 垫圈 10 | Plain washer 10 | 4 | |
| 19 | GB/T93-1987-10 | 垫圈 10 | Spring lock washer 10 | 4 | |
| 20 | GB/T5783-2000-M10×25 | 螺栓 M10×25 | Hex. head bolt M10×25 | 4 | |
| 21 | 504G3.50.015 | 固定座焊合件 | Fix plate | 2 | |
| 22 | 504G3.50.180 | 固定座调整板 | Adjusting plate for Fix plate | 1 | |
| 23 | 354G3.50.011 | 燃油箱合件 | Fuel tank | 1 | |
| 24 | JB-FT-CU-12 | 组合铜垫圈 12 | Combination washer 12 | 2 | |
| 25 | JB/T6013-2000-M12×1.25 | 铰接螺栓 M12×1.25 | Hollow hex.head bolt M12×1.25 | 1 | |

25 燃油箱总成 Fuel Tank

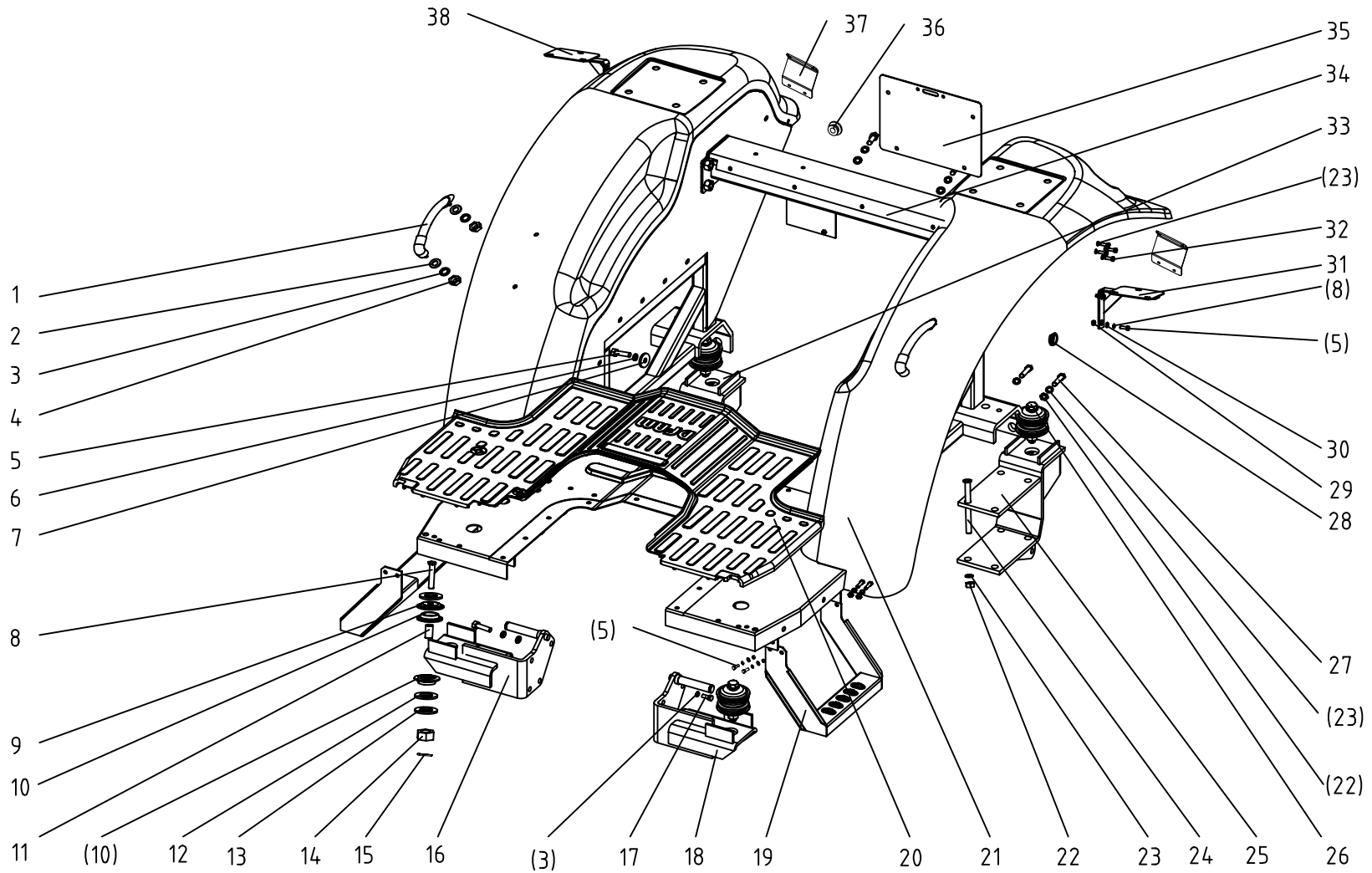
续表

| Ser.No. | Part No. | 名称及规格 | Name & Specifications | Quantity | Remarks |
|---------|----------|-------|-----------------------|----------|---------|
| 26 | DF-4268 | 油箱盖 | Fuel tank cap | 1 | |

26.1 地板挡泥板总成 (A)

Foot Mud Shields Rest

504G3-3. 51. 001



26.1 地板挡泥板总成(1) Foot Mud Shields Rest(1)

| Ser.No. | Part No. | 名称及规格 | Name & Specifications | Quantity | Remarks |
|---------|-----------------------|------------|--------------------------------|----------|---------|
| 1 | 550.51D.101 | 扶手组合件 | Handle hold | 2 | |
| 2 | GB/T97.1-2002-12 | 垫圈 12 | Plain washer 12 | 4 | |
| 3 | GB/T93-1987-12 | 垫圈 12 | Spring lock washer 12 | 12 | |
| 4 | GB/T6170-2000-M12 | 螺母 M12 | Hex. nut M12 | 4 | |
| 5 | GB/T5783-2000-M8×25 | 螺栓 M8×25 | Hex. head bolt M8×25 | 48 | |
| 6 | GB/T93-1987-8 | 垫圈 8 | Spring lock washer 8 | 55 | |
| 7 | GB/T5287-2002-8 | 垫圈 8 | Plain washer 8 | 16 | |
| 8 | GB/T31.1-1988-M16×90 | 螺栓 M16×90 | Hex. head bolt M16×90 | 2 | |
| 9 | 504G3.51.123 | 护罩 | Damping protecting cover | 4 | |
| 10 | 504G3.51.124 | 减震圈 | Rubber damping ring | 8 | |
| 11 | 504G3.51.125 | 护套 | Damping block sleeve | 4 | |
| 12 | 504G3.51.127 | 橡胶垫 | Rubber gasket | 8 | |
| 13 | GB/T96.1-2002-16 | 垫圈 16 | Plain washer 16 | 4 | |
| 14 | GB/T6181-1986-M16 | 螺母 M16 | Hex. nut M16 | 4 | |
| 15 | GB/T91-2000 | 销4×30 | Split pin 4×30 | 4 | |
| 16 | 504G3-3.51.020 | 右前支承焊合件 | Right-front backstop | 1 | |
| 17 | GB/T5783-2000-M12×30 | 螺栓 M12×30 | Hex. head bolt M12×30 | 8 | |
| 18 | 504G3-3.51.024 | 左前支承焊合件 | Left-front backstop | 1 | |
| 19 | 504G3-3.51B.017A | 踏梯焊合件 | Ladder frame | 2 | |
| 20 | 504G3.51.101 | 前地板橡胶垫 | Rubber floor | 1 | |
| 21 | 504G3-3.51.011 | 地板框架焊合件 | Foot mud shields welding joint | 1 | |
| 22 | GB/T6170-2002-M16 | 螺母 M16 | Hex. nut M16 | 12 | |
| 23 | GB/T93-1987-16 | 垫圈 16 | Spring lock washer 16 | 20 | |
| 24 | GB/T5782-2000-M16×210 | 螺栓 M16×210 | Hex. head bolt M16×210 | 8 | |
| 25 | 504G3-3.51.017 | 后支承焊合件 (左) | Rear bracket (left) | 1 | |

26.1 地板挡泥板总成(1) Foot Mud Shields Rest(1)

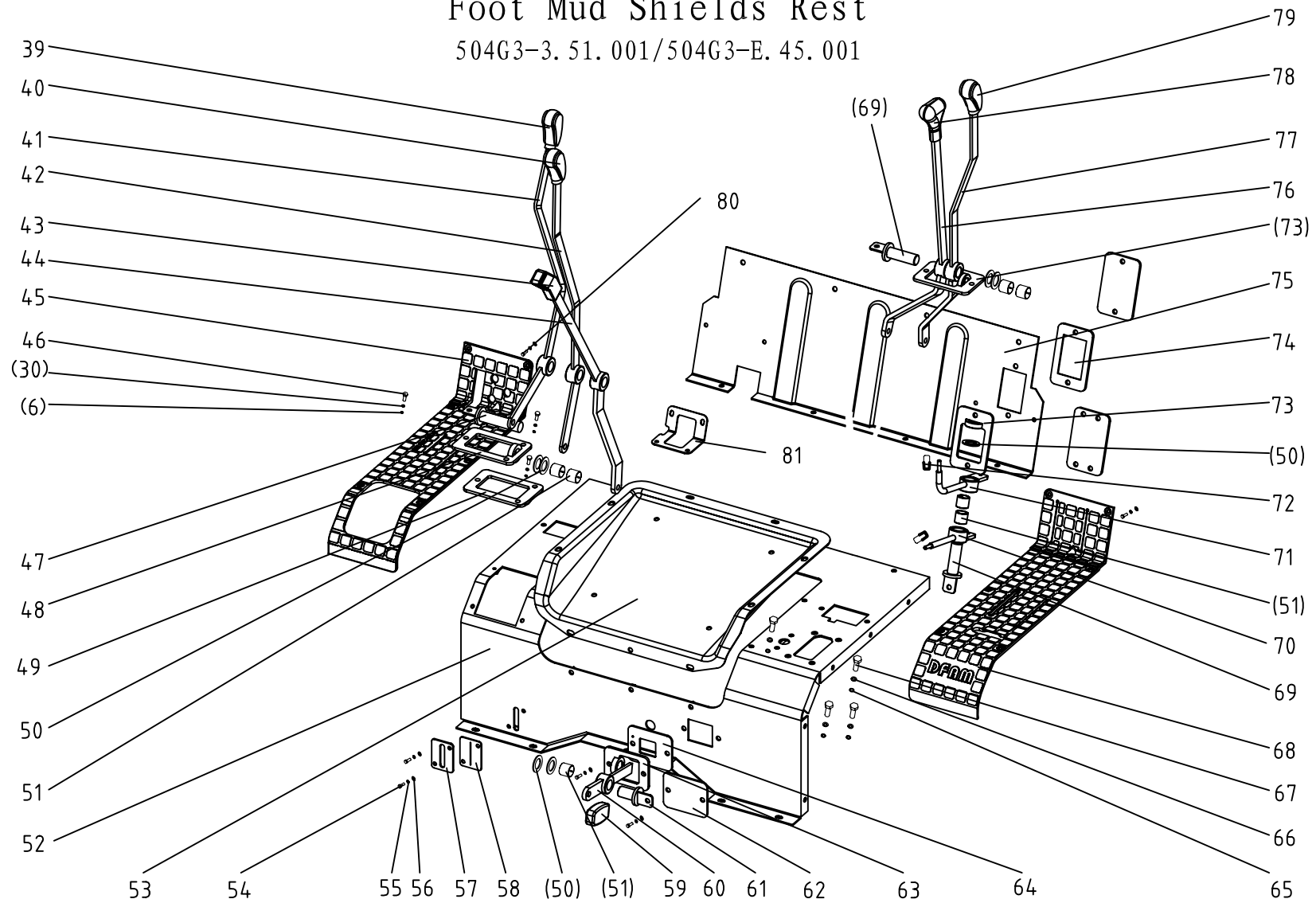
续表

| Ser.No. | Part No. | 名称及规格 | Name & Specifications | Quantity | Remarks |
|---------|-----------------------|------------|------------------------------|----------|---------|
| 26 | GB/T31.1-1988-M16×100 | 螺栓 M16×100 | Hex. head bolt M16×100 | 2 | |
| 27 | GB/T5783-2000-M16×60 | 螺栓 M16×60 | Hex. head bolt M16×60 | 4 | |
| 28 | 550-1.47.104 | 电瓶线护圈 | Electrical wire guard ring | 2 | |
| 29 | GB/T6170-2002-M8 | 螺母 M8 | Hex. nut M8 | 4 | |
| 30 | GB/T97.1-2002-8 | 垫圈 8 | Plain washer 8 | 39 | |
| 31 | 404-11.51.025 | 左尾灯安装架焊合件 | Left taillight bracket rest | 1 | |
| 32 | GB/T5783-2000-M16×40 | 螺栓 M16×40 | Hex. head bolt M16×40 | 8 | |
| 33 | 504G3-3.51.018 | 后支承焊合件(右) | Rear bracket (right) | 1 | |
| 34 | 504G3-3.51.025 | 后横梁焊合件 | Rear crossbeam | 1 | |
| 35 | 504G3.51.107 | 牌照衬板 | License plate scaleboard | 1 | |
| 36 | 504G3.51.102 | 橡胶套 | Rubber sheath | 1 | |
| 37 | 504G3-3.51.102 | 后反射器安装板 | Glisten implement board | 2 | |
| 38 | 404-11.51.026 | 右尾灯安装架焊合件 | Right taillight bracket rest | 1 | |

26.2 地板挡泥板总成 (B)

Foot Mud Shields Rest

504G3-3. 51. 001/504G3-E. 45. 001



26.2 地板挡泥板总成(2) Foot Mud Shields Rest(2)

续表

| Ser.No. | Part No. | 名称及规格 | Name & Specifications | Quantity | Remarks |
|---------|---------------------|------------|-------------------------------------|----------|---------|
| 39 | 504G3.55.113 | 位置控制手柄 | Handle P | 1 | |
| 40 | 504G3.55.114 | 阻力控制手柄 | Handle F | 1 | |
| 41 | 504G3-3.51.030-1 | 位调节操纵杆焊合件 | Joy stick assembly P | 1 | |
| 42 | 504G3-3.51.031-1 | 力调节操纵杆焊合件 | Joy stick assembly F | 1 | |
| 43 | 504G3-3.51.160 | 副变速手柄 | Secondary range gear shift handle | 1 | |
| 44 | 504G3-3.51.032 | 副变速操纵杆焊合件 | Secondary range gear shift assembly | 1 | |
| 45 | 504G3-3.51.108 | 操纵杆右盖板 | Right joy stick cover board | 1 | |
| 46 | GB/T5783-2000-M8×30 | 螺栓 M8×30 | Hex. head bolt M8×30 | 9 | |
| 47 | 504G3-3.51.034 | 固定轴焊合件 (三) | Fixed axle 3 | 1 | |
| 48 | 504G3-3.51.033 | 固定板焊合件 (三) | Fixed plate 3 | 1 | |
| 49 | 504G3-3.51.103 | 密封垫 (一) | Rubber seal 1 | 1 | |
| 50 | 504G3-3.51.161 | 尼龙隔圈 | Nylon space band | 9 | |
| 51 | 504G3.55.218 | 衬套 (20×20) | Sleeve (20×20) | 6 | |
| 52 | 504G3-3.51.012 | 后地板焊合件 | Rear foot rest | 1 | |
| 53 | 504G3.51.015 | 座椅支板焊合件 | Seat plank | 1 | |
| 54 | GB/T5783-2000-M6×20 | 螺栓 M6×20 | Hex. head bolt M6×20 | 6 | |
| 55 | GB/T93-1987-6 | 垫圈 6 | Spring lock washer 6 | 18 | |
| 56 | GB/T97.1-2002-6 | 垫圈 6 | Plain washer 6 | 18 | |
| 57 | 504G3-3.51.105 | 密封盖板 | Cover | 1 | |
| 58 | 504G3-3.51.104 | 密封垫 (二) | Rubber seal 2 | 1 | |
| 59 | 504G3.63.111 | 操纵杆手柄 | Joy stick lever | 1 | |
| 60 | 504G3-3.51.052 | 操纵手柄焊合件 | Control handle | 1 | |
| 61 | 504G3-3.51.051 | 固定轴焊合件 (二) | Fixed axle 2 | 1 | |
| 62 | 504G3-3.51.118 | 中置PT0孔封板 | | 1 | |

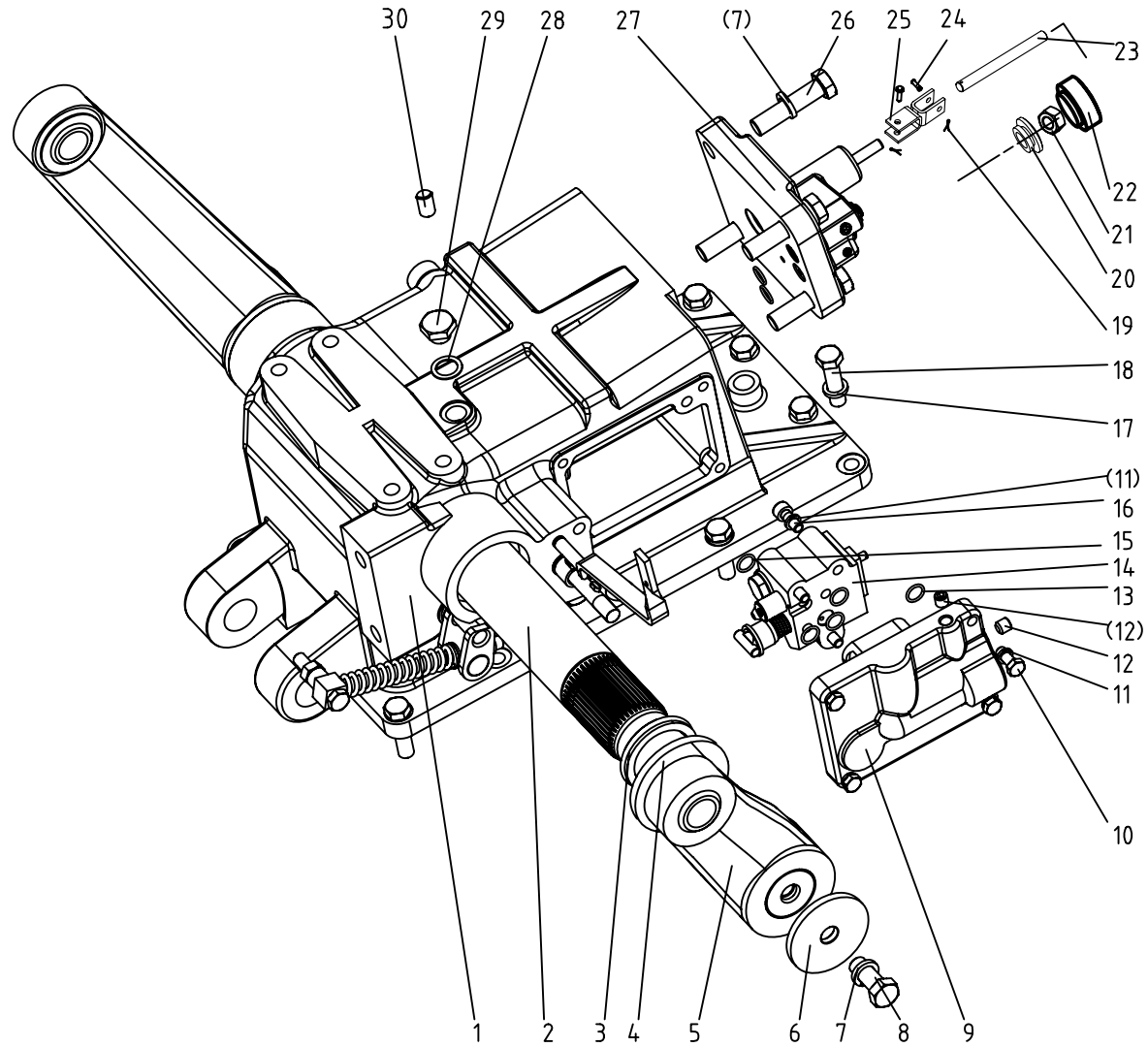
26.2 地板挡泥板总成(2) Foot Mud Shields Rest(2)

续表

| Ser.No. | Part No. | 名称及规格 | Name & Specifications | Quantity | Remarks |
|---------|----------------------|---------------|---|----------|---------|
| 63 | 504G3-3.51.050 | 固定板焊合件(二) | Fixed plate 2 | 1 | |
| 64 | 504G3-3.51.106 | 密封垫(三) | Rubber seal 3 | 1 | |
| 65 | GB/T93-1987-10 | 垫圈 10 | Spring lock washer 10 | 4 | |
| 66 | GB/T97.1-2002-10 | 垫圈 10 | Plain washer 10 | 4 | |
| 67 | GB/T5783-2000-M10×30 | 螺栓 M10×30 | Hex. head bolt M10×30 | 4 | |
| 68 | 504G3-3.51.109 | 操纵杆左盖板 | Left joy stick cover board | 1 | |
| 69 | 504G3-3.51.041 | 固定轴焊合件(一) | Fixed axle 1 | 2 | |
| 70 | 504G3-3.51.061-1 | 多路阀操纵手柄焊合件(二) | Manipulate lever weldmen(2) | 1 | |
| 71 | 504G3-3.51.060-1 | 多路阀操纵手柄焊合件(一) | Manipulate lever weldmen(1) | 1 | |
| 72 | 504G3-3.51.231 | 操纵手柄 | Plastic handle for multiple unit valve | 2 | |
| 73 | 504G3-3.51.040 | 固定板焊合件(一) | Fixed plate 1 | 2 | |
| 74 | 504G3-3.51.107 | 密封垫(四) | Rubber seal 4 | 2 | |
| 75 | 504G3-3.51.026-1 | 后围板焊合件 | Squab panel | 1 | |
| 76 | 504G3-3.51.071 | 爬行档操纵杆焊合件 | Creeper gear control handle | 1 | |
| 77 | 504G3-3.51.070-1 | PT0操纵杆焊合件 | PTO control handle | 1 | |
| 78 | 504G3-3.51.272 | 爬行档换挡杆操纵手柄 | Plastic handle for creeper gear control | 1 | |
| 79 | 504G3-3.51.271 | 后置动力输出操纵手柄 | Plastic handle for PTO control | 1 | |
| 80 | GB/T5783-2000-M6×16 | 螺栓 M6×16 | Hex. head bolt M6×16 | 12 | |
| 81 | 504G3-3.51.112A | 封板 | Cover board | 1 | |

27.1 提升器总成 (A)
Hydraulic Power Lift (A)

504G3-3.55.001



27.1 提升器总成 (A) Hydraulic Power Lift (A)

| Ser.No. | Part No. | 名称及规格 | Name & Specifications | Quantity | Remarks |
|---------|---------------------------|---------------|-------------------------------|----------|------------|
| 1 | 504G3.55.011 | 提升器壳体压合件 | Lift case assembly | 1 | |
| 2 | 504G3.55.131 | 提升轴 | Lift shaft | 1 | |
| 3 | 504G3.55.130 | 油封 FB48×65×10 | Oil envelop FB48×65×10 | 2 | |
| 4 | 504G3.55.129 | 外提升臂隔圈 | Washer | 2 | |
| 5 | 504G3.55.020 | 提升臂合件 | Lift arm assembly | 2 | |
| 6 | 504G3.55.128 | 外提升臂挡板 | Baffle | 2 | |
| 7 | GB/T93-1987-14 | 垫圈 14 | Spring washer 14 | 6 | |
| 8 | GB/T5786-2000-M14×1.5×35 | 螺栓 M14×1.5×35 | Hex. head bolt M14×1.5×35 | 2 | level 10.9 |
| 9 | 504G3.55.123 | 分配器盖 | Distributor cover | 1 | |
| 10 | GB/T5783-2000-M8×30 | 螺栓 M8×30 | Hex. head bolt M8×30 | 4 | |
| 11 | GB/T93-1987-8 | 垫圈 8 | Spring washer 8 | 4 | |
| 12 | JB/ZQ4447-2006-NPT 1/8 | 螺塞 NPT 1/8 | Screw plug NPT 1/8 | 2 | |
| 13 | GB/T3542.1-1992-12.5×1.80 | O形圈 12.5×1.80 | O-ring seal 12.5×1.80 | 5 | |
| 14 | 504G3.55.015 | 分配器总成 | Distributor | 1 | |
| 15 | GB/T3542.1-1992-10×1.8 | O形圈 10×1.8 | O-ring seal 12.5×1.80 | 1 | |
| 16 | GB/T70.1-2000-M8×20 | 螺钉 M8×20 | Hex. socketed cap screw M8×20 | 3 | |
| 17 | GB/T93-1987-12 | 垫圈 12 | Spring washer 12 | 12 | |
| 18 | GB/T5783-2000-M12×40 | 螺栓 M12×40 | Hex. head bolt M12×40 | 13 | level 10.9 |
| 19 | GB/T91-2000-1.6×10 | 销 1.6×10 | Split pin 1.6×10 | 2 | |
| 20 | 504G3.55.310 | 橡胶套 | rubber sleeve | 1 | |
| 21 | GB/T6172.1-2000-M8 | 螺母 M8 | Hex. nut M8 | 1 | |
| 22 | 504G3.55.058 | 调节阀手柄合件 | Handwheel assembly | 1 | |
| 23 | 504G3.55.311 | 手轮接杆 | Handwheel rod | 1 | |
| 24 | GB/T882-2008-B4×18 | 销轴 B4×18 | Pin shaft B4×18 | 2 | |
| 25 | 504G3.55.059 | 万向接头焊合件 | universal joint assembly | 1 | |

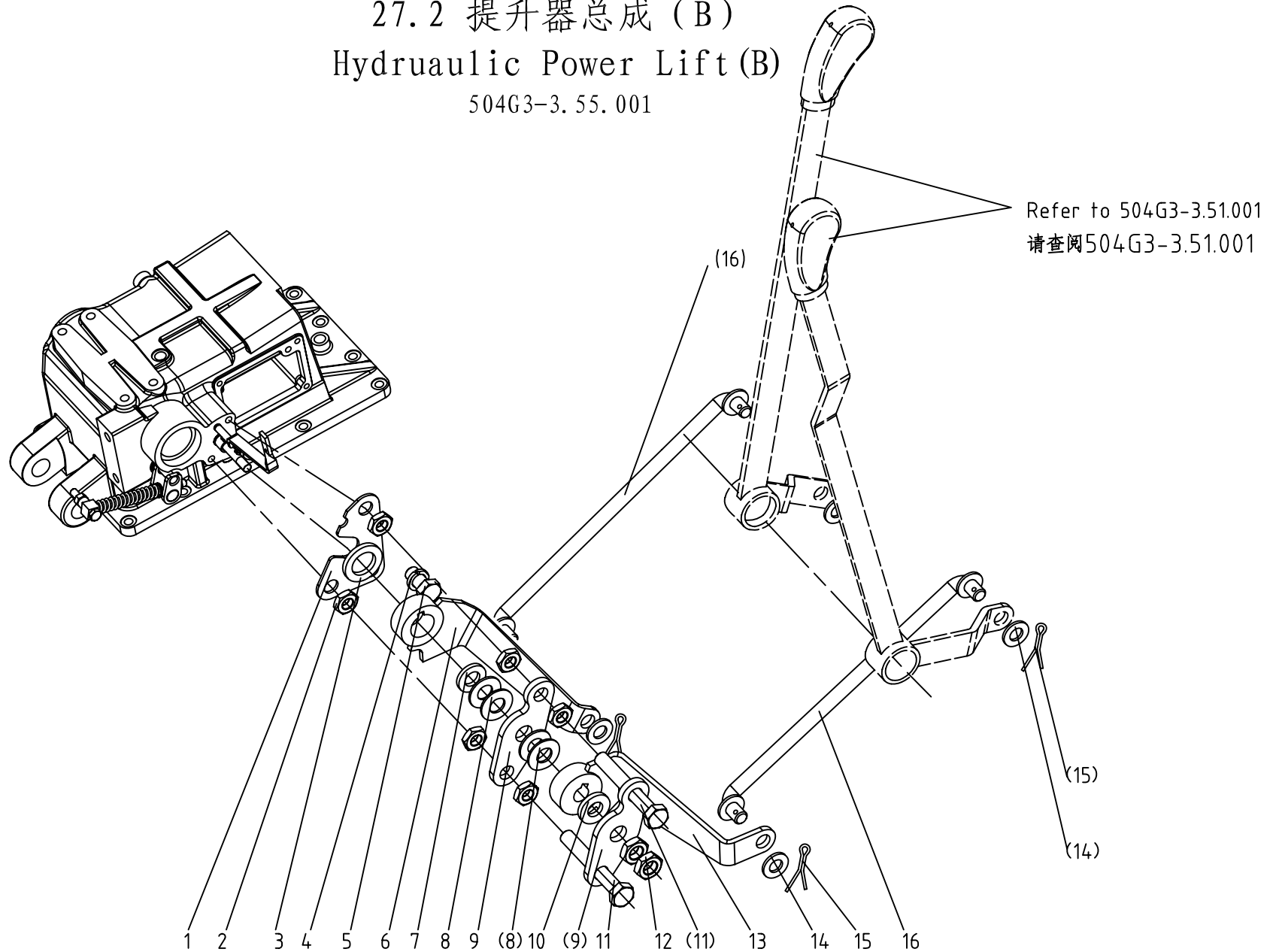
27.1 提升器总成 (A) Hydraulic Power Lift (A)

续表

| Ser.No. | Part No. | 名称及规格 | Name & Specifications | Quantity | Remarks |
|---------|--------------------------|---------------|---------------------------|----------|------------|
| 26 | GB/T5785-2000-M14×1.5×50 | 螺栓 M14×1.5×50 | Hex. head bolt M14×1.5×50 | 4 | level 10.9 |
| 27 | 504G3.55.038 | 油缸盖组件 | Cylinder cover assembly | 1 | |
| 28 | JB-FT-CU-16 | 组合铜垫圈 16 | Combination washer 16 | 1 | |
| 29 | QC/T376-1999-M16×1.5×16 | 螺塞 M16×1.5×15 | Plug M16×1.5×15 | 1 | |
| 30 | GB/T119.1-2000-14×24 | 销 14×24 | Parallel pin 14×24 | 2 | |

27.2 提升器总成 (B) Hydraulic Power Lift (B)

504G3-3.55.001

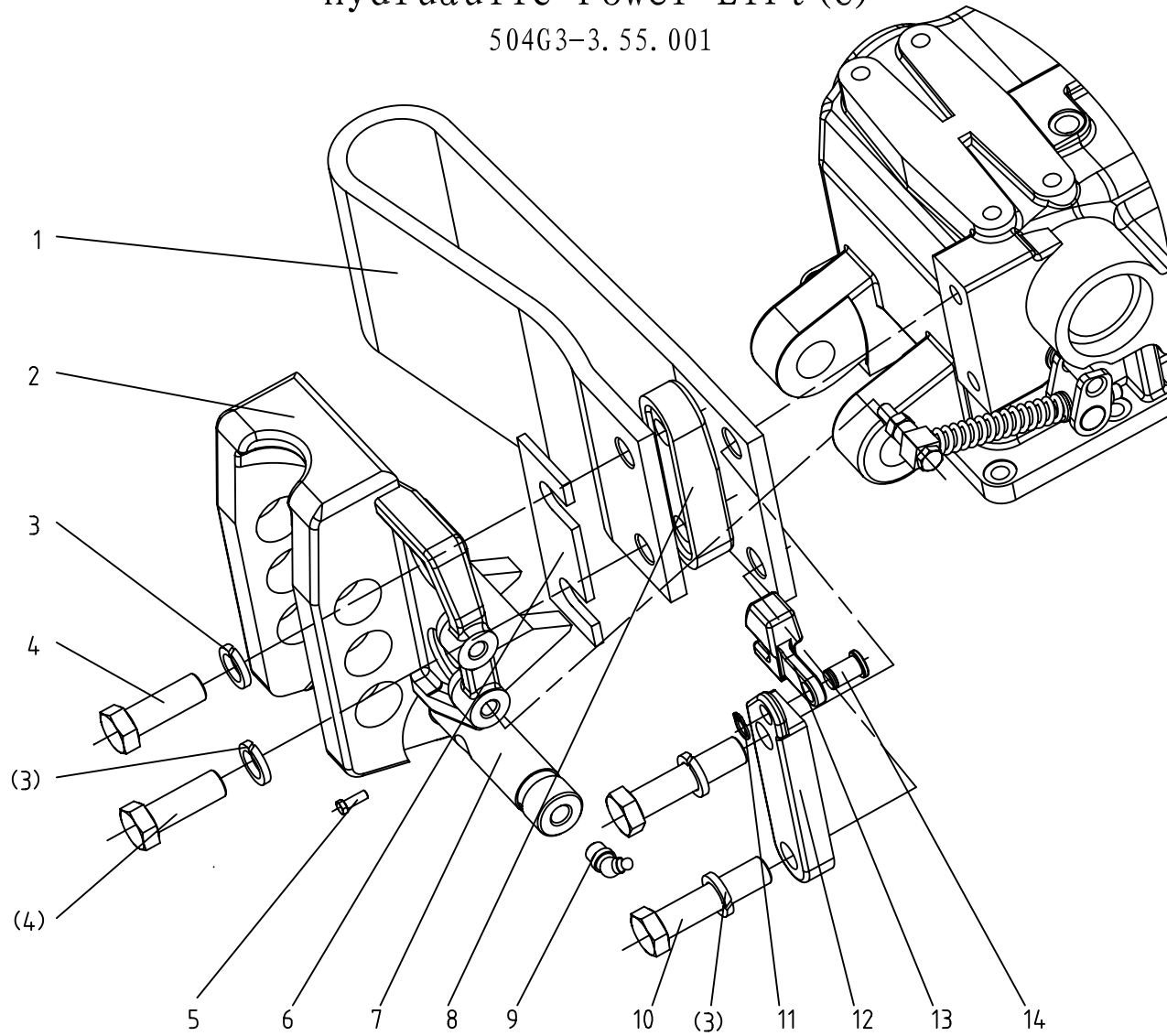


27.2 提升器总成 (B) Hydraulic Power Lift (B)

| Ser.No. | Part No. | 名称及规格 | Name & Specifications | Quantity | Remarks |
|---------|-----------------------|------------|-----------------------|----------|---------|
| 1 | 504G3.55.148 | 操纵轴固定板 | Rivet plate | 1 | |
| 2 | GB/T6172.1-2000-M10 | 螺母 M10 | Hex. nut M10 | 6 | |
| 3 | 504G3.55.146 | 大摩擦片 | Big rub patch | 1 | |
| 4 | GB/T93-1987-10 | 垫圈 10 | Spring washer 10 | 1 | |
| 5 | GB/T5783-2000-M10×20 | 螺栓 M10×20 | Hex. head bolt M10×20 | 1 | |
| 6 | 504G3.55.032 | 力调节摇臂焊合件 | Adjusting rocker F | 1 | |
| 7 | 504G3.55.143 | 垫圈 12 | Plain washer 12 | 1 | |
| 8 | 504G3.55.141 | 蝶形弹簧 | Dishing spring | 4 | |
| 9 | 504G3.55.135 | 操纵轴限位板 | Restrict plate | 2 | |
| 10 | 504G3.55.139 | 小摩擦片 | Small rub patch | 1 | |
| 11 | GB/T5783-2000-M10×70 | 螺栓 M10×70 | Hex. head bolt M10×70 | 2 | |
| 12 | GB/T6173-2000-M12×1.5 | 螺母 M12×1.5 | Hex. nut M12×1.5 | 2 | |
| 13 | 504G3.55.031 | 位调节摇臂焊合件 | Adjusting rocker P | 1 | |
| 14 | GB/T97.1-2002-10 | 垫圈 10 | Plain washer 10 | 8 | |
| 15 | GB/T91-2000-3.2×28 | 销 3.2×28 | Split pin 3.2×28 | 4 | |
| 16 | 504G3-3.55.010 | 拉杆焊合件 | Pole | 2 | |

27.3 提升器总成 (C) Hydraulic Power Lift (C)

504G3-3.55.001

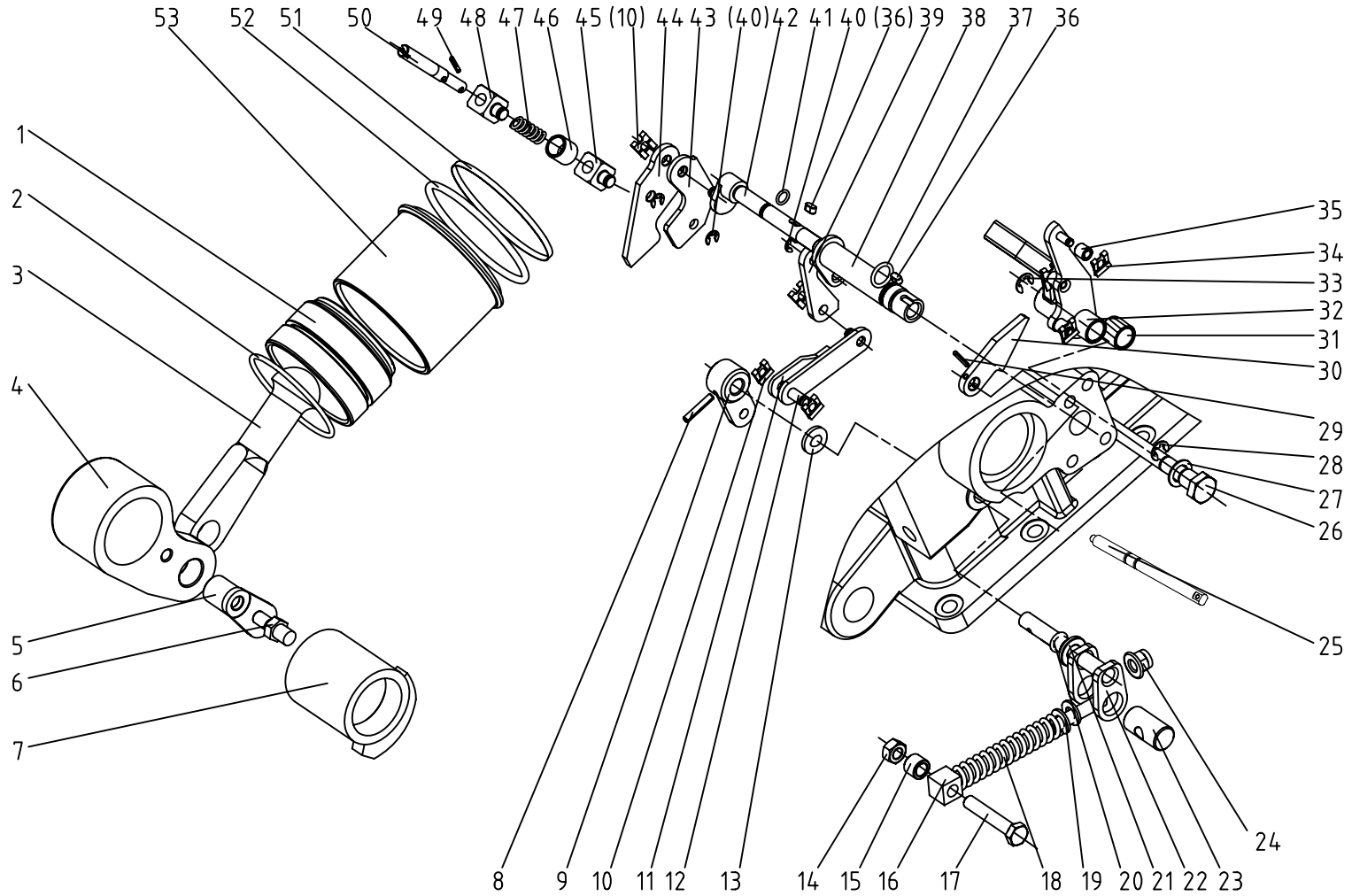


27.3 提升器总成 (C) Hydraulic Power Lift (C)

| Ser.No. | Part No. | 名称及规格 | Name & Specifications | Quantity | Remarks |
|---------|--------------------------|---------------|------------------------------|----------|------------|
| 1 | 504G3.55.122 | 力调节板弹簧 | Spring | 1 | |
| 2 | 504G3.55.101 | 上拉杆支架 | Bracket | 1 | |
| 3 | GB/T93-1987-14 | 垫圈 14 | Spring washer 14 | 4 | |
| 4 | GB/T5786-2000-M14×40 | 螺栓 M14×1.5×40 | Hex. head bolt M14×1.5×40 | 2 | level 10.9 |
| 5 | 504G3.55.102 | 紧定螺钉 | Set screws | 1 | |
| 6 | 504G3.55.121 | 调整垫片 | Adjusting shims | 6 | |
| 7 | 504G3.55.103 | 连接架轴 | Pin shaft | 1 | |
| 8 | 504G3.55.118 | 螺栓连接块 | Linking block | 1 | |
| 9 | JB/T7940.2-1995-45°M10×1 | 油杯 45° M10×1 | Angle grease nipple 45°M10×1 | 2 | |
| 10 | GB/T5785-2000-M14×1.5×50 | 螺栓 M14×1.5×50 | Hex. head bolt M14×1.5×50 | 2 | level 10.9 |
| 11 | GB/T894.1-1986-10 | 挡圈10 | Circlip for shaft 10 | 1 | |
| 12 | 504G3.55.115 | 板弹簧固定压块 | Block | 1 | |
| 13 | 504G3.55.125 | 力调节锁定块 | Locked block | 1 | |
| 14 | 504G3.55.124 | 力调节锁定块销轴 | Pin shaft | 1 | |

27.4 提升器总成 (D) Hydraulic Power Lift (D)

504G3-3.55.001



27.4 提升器总成 (D) Hydraulic Power Lift (D)

| Ser.No. | Part No. | 名称及规格 | Name & Specifications | Quantity | Remarks |
|---------|---------------------------|----------------|----------------------------|----------|---------|
| 1 | 504G3.55.039 | 活塞合件 | Piston | 1 | |
| 2 | 504G3.55.168 | 油封 90×75×11.4 | Piston seal 90×75×11.4 | 1 | |
| 3 | 504G3.55.170 | 活塞顶杆 | Piston push rod | 1 | |
| 4 | 504G3.55.172-1 | 内提升臂 | Inner lift arm | 1 | |
| 5 | 504G3.55.132 | 连接固定销焊合件 | Pin assembly | 1 | |
| 6 | 504G3.55.133 | 位调节反馈连接螺栓 | Hex. head bolt | 1 | |
| 7 | 504G3.55.026 | 位置控制凸轮焊合件 | Cam | 1 | |
| 8 | GB/T879.1-2000-5×28 | 销 5×28 | Pin5×28 | 1 | |
| 9 | 504G3.55.035 | 阻力控制摇臂焊合件 | Rocker | 1 | |
| 10 | 504G3.55.104 | 夹片 8 | Baffle 8 | 4 | |
| 11 | 504G3.55.012 | 阻力控制联接杆焊合件 | Linking pole | 1 | |
| 12 | 504G3.55.160 | 阻力控制连接销轴 | Pin shaft | 1 | |
| 13 | 504G3.55.143 | 垫圈 12 | Plain washer 12 | 1 | |
| 14 | GB/T6171-2000-M10×1.25 | 螺母 M10×1.25 | Hex. nut M10×1.25 | 1 | |
| 15 | 504G3.55.116 | 反馈杆隔套 | Spacer sleeve | 1 | |
| 16 | 504G3.55.235 | 阻力反馈调节弹簧座 | Sping seat | 1 | |
| 17 | GB/T5785-2000-M10×1.25×55 | 螺栓 M10×1.25×55 | Hex. head bolt M10×1.25×55 | 1 | |
| 18 | 504G3.55.236 | 阻力反馈调节弹簧 | Spring | 1 | |
| 19 | GB/T97.1-2002-10 | 垫圈 10 | Plain washer 10 | 2 | |
| 20 | GB/T3452.1-1996-11.2×2.65 | O形圈 11.2×2.65 | O-ring seal 11.2×2.65 | 1 | |
| 21 | 504G3.55.152 | 隔套 | Spacer sleeve | 1 | |
| 22 | 504G3.55.055 | 阻力控制传递轴焊合件 | Transfer pole | 1 | |
| 23 | 504G3.55.237 | 阻力反馈调节销轴 | Pin shaft | 1 | |
| 24 | GB/T6183.1-2000-M10 | 螺母 M10 | Hex. nut M10 | 1 | |
| 25 | 504G3.55.276-1 | 快速提升轴 | Quick-lift shaft | 1 | |

27.4 提升器总成 (D) Hydraulic Power Lift (D)

续表

| Ser.No. | Part No. | 名称及规格 | Name & Specifications | Quantity | Remarks |
|---------|---------------------------|---------------|-------------------------------------|----------|---------|
| 26 | 504G3.55.150 | 控制阀操纵杆轴 | Joy stick shaft | 1 | |
| 27 | JB-FT-CU-14 | 组合密封铜垫圈 14 | Combination washer 14 | 1 | |
| 28 | GB/T896-1986 | 开口挡圈9 | Split circlip 9 | 1 | |
| 29 | GB/T879-2000 | 销3×20 | Pin3×20 | 1 | |
| 30 | 504G3.55.108-1 | 快速提升操纵杆 | Hydraulic power lift control handle | 1 | |
| 31 | 504G3.55.204 | 滚针轴承HK1210 | Needle bearing HK1210 | 2 | |
| 32 | 504G3.55.057 | 控制阀操纵杆焊合件 | Joy stick assembly | 1 | |
| 33 | GB/T896-1986-8 | 开口挡圈 8 | Split circlip 8 | 1 | |
| 34 | 504G3.55.290 | 夹片6 | Baffle 6 | 3 | |
| 35 | 504G3.55.291 | 滚轮 | Idler wheel | 2 | |
| 36 | GB/T1096-1979-5×10 | 键 5×10 | Key 5×10 | 2 | |
| 37 | GB/T3452.1-1996-15.5×2.65 | O形圈 15.5×2.65 | O-ring seal 15.5×2.65 | 1 | |
| 38 | 504G3.55.028 | 阻力控制操纵轴焊合件 | Joy stick assembly | 1 | |
| 39 | 504G3.55.106 | 阻力控制推杆 | Administer | 1 | |
| 40 | GB/T896-1986-6 | 开口挡圈 6 | Split circlip 6 | 3 | |
| 41 | GB/T3452.1-1996-8.75×1.80 | O形圈 8.75×1.80 | O-ring seal 8.75×1.80 | 1 | |
| 42 | 504G3.55.136 | 位控制操纵轴 | Joy stick | 1 | |
| 43 | 504G3.55.051 | 联动板焊合件 | Linkage plate assembly | 1 | |
| 44 | 504G3.55.212 | 联动板 (一) | Linkage plate | 1 | |
| 45 | 504G3.55.210 | 连接块 (一) | Link | 1 | |
| 46 | 504G3.55.211 | 弹簧座 | Spring seat | 1 | |
| 47 | 504G3.55.213 | 位置调节弹簧 | Spring | 1 | |
| 48 | 504G3.55.214 | 连接块 (二) | Link | 1 | |
| 49 | GB/T897.1-2000-2.5×12 | 销 2.5×12 | Pin2.5×12 | 2 | |

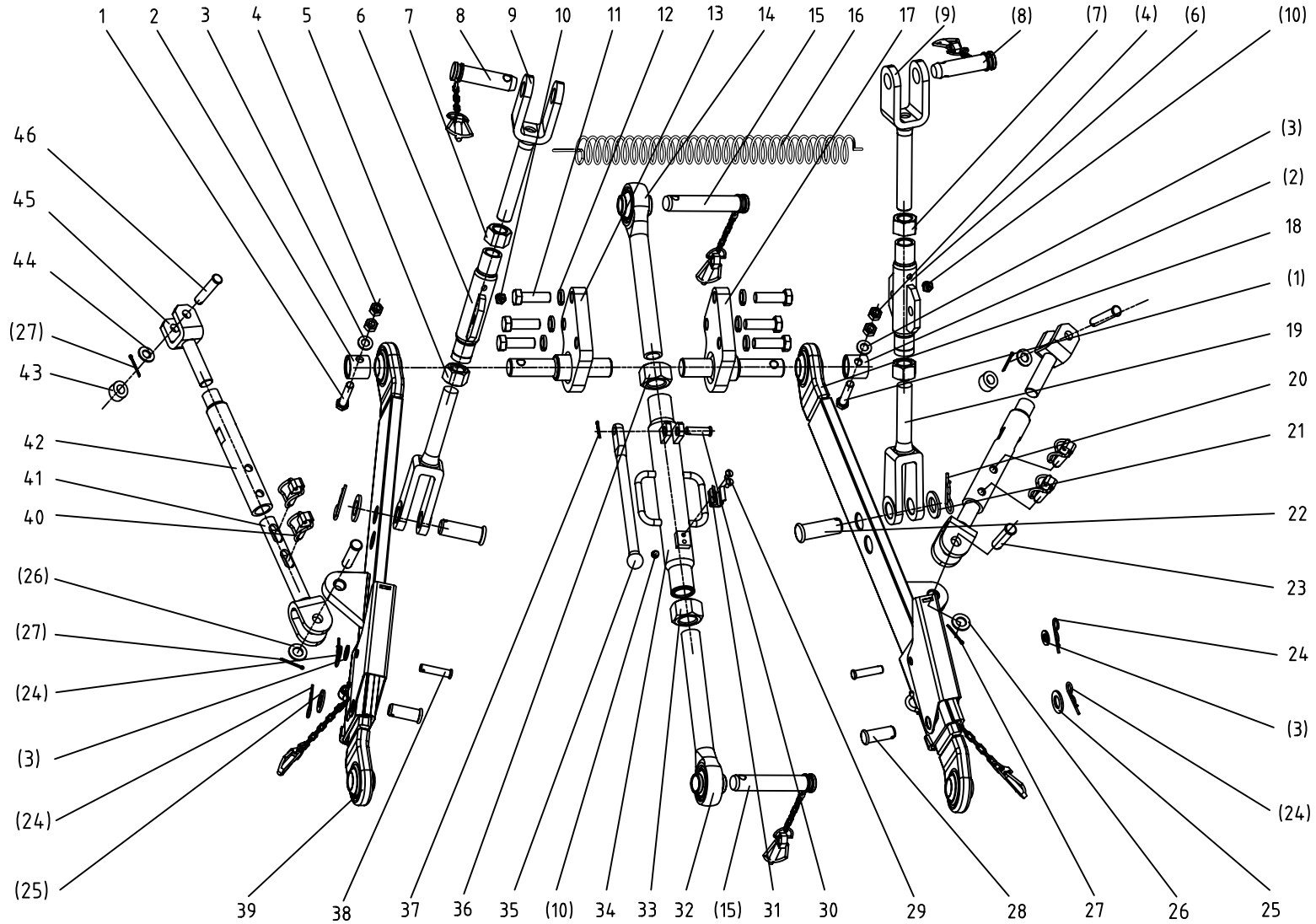
27.4 提升器总成 (D) Hydraulic Power Lift (D)

续表

| Ser.No. | Part No. | 名称及规格 | Name & Specifications | Quantity | Remarks |
|---------|-------------------------|-------------|-----------------------|----------|---------|
| 50 | 504G3.55.215 | 连接轴 | Linking shaft | 1 | |
| 51 | 504G3.55.162 | O型密封圈支撑环 | Support ring | 1 | |
| 52 | GB/T3452.1-1996-95×5.30 | O形圈 95×5.30 | O-ring seal 95×5.30 | 1 | |
| 53 | 504G3.55.163 | 油缸体 | Cylinder | 1 | |

28.1 悬挂装置总成 Suspension Mechanism

504G3.56.001



28.1 悬挂装置总成 Suspension Mechanism

| Ser.No. | Part No. | 名称及规格 | Name & Specifications | Quantity | Remarks |
|---------|-----------------------|------------|--------------------------------|----------|-------------|
| 1 | GB/T5782-2000-M12×65 | 螺母 M12×65 | Hex. head bolt M12×65 | 2 | |
| 2 | 504G3.56.101 | 下拉杆挡圈 | Block ring | 2 | |
| 3 | GB/T97.1-2002-12 | 垫圈 12 | Plain washer 12 | 4 | |
| 4 | GB/T6170-2000-M12 | 螺母 M12 | Hex. nut M12 | 4 | |
| 5 | GB/T6176-2000-M24×2 | 螺母 M24×2 | Hex. nut M24×2 | 2 | |
| 6 | 504G3.56.026 | 提升螺管焊合件 | Adjusting sleeve | 2 | |
| 7 | GB/T6176-2000-M24×2-L | 螺母 M24×2-左 | Hex. nut M24×2 (left) | 2 | |
| 8 | 504G3.56.024 | 提升杆连接销总成 | Coupling pin of lift rod | 2 | |
| 9 | 504G3.56.025 | 提升杆吊耳焊合件 | Up clevis of lift rod | 2 | |
| 10 | JB/T7940.1-1995-M10×1 | 油杯 M10×1 | Grease nipple M10x1 | 3 | |
| 11 | GB/T5783-2000-M16×50 | 螺栓 M16×50 | Hex. head bolt M16×50 | 6 | |
| 12 | GB/T93-1987-16 | 垫圈 16 | Spring lock washer 16 | 6 | |
| 13 | 504G3.56.015 | 左下拉杆连接座焊合件 | Left coupling seat | 1 | |
| 14 | 450.56.025 | 上拉杆前调节杆总成 | Upper link front adjusting rod | 1 | |
| 15 | 450.56.029 | 机具连接销总成 | Coupling pin of upper link | 2 | |
| 16 | 450.56.110 | 限位弹簧 | Hold down spring | 1 | |
| 17 | 504G3.56.016 | 右下拉杆连接座焊合件 | Right coupling seat | 1 | |
| 18 | 504G3.56.011 | 右下拉杆总成 | The right lower rod assembly | 1 | 选装 Optioanl |
| | 504G3.56.011A | 右下拉杆总成 | The right lower rod assembly | 2 | 标配 Standard |
| | 504G3.56.011B | 右下拉杆总成 | The right lower rod assembly | 1 | 选装 Optioanl |
| 19 | 504G3.56.124 | 提升杆下吊耳 | Lower clevis of lift rod | 2 | |
| 20 | 200.56.101-1 | R销 | R-pin | 2 | |
| 21 | GB/T97.1-2002-24 | 垫圈 24 | Plain washer 24 | 2 | |
| 22 | GB/T882-2000-B25×65 | 销轴 B25×65 | Clevis pin with head B25×65 | 2 | |
| 23 | GB/T882-2000-B16×60 | 销轴 B16×60 | Clevis pin with head B16×60 | 2 | |

28.1 悬挂装置总成 Suspension Mechanism

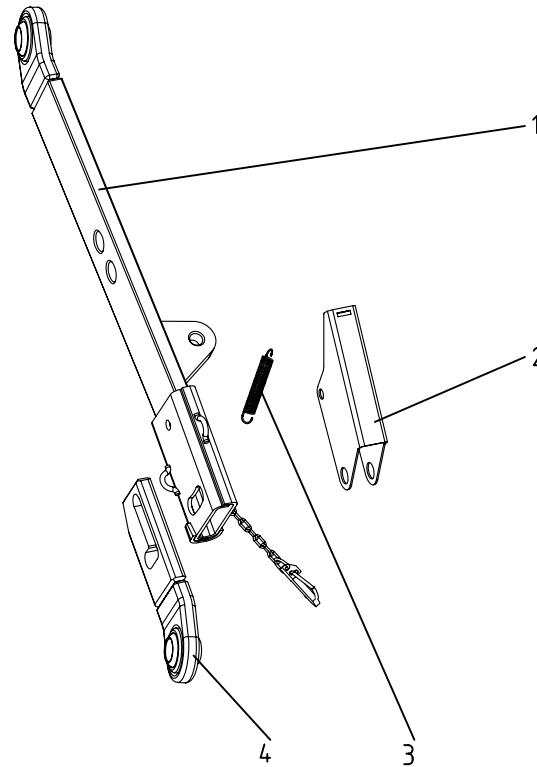
续表

| Ser.No. | Part No. | 名称及规格 | Name & Specifications | Quantity | Remarks |
|---------|----------------------|------------|-------------------------------|----------|-------------|
| 24 | 504G3.56.112 | R销 | R-pin | 4 | |
| 25 | GB/T97.1-2002-20 | 垫圈 20 | Plain washer 20 | 2 | |
| 26 | GB/T97.1-2002-16 | 垫圈 16 | Plain washer 16 | 2 | |
| 27 | GB/T91-2000-3.2×28 | 销 3.2×28 | Split pin 3.2×28 | 4 | |
| 28 | GB/T882-1986-B20×50 | 销轴 B20×50 | Clevis pin with head B20×50 | 2 | |
| 29 | GB/T68-2000-M6×16 | 螺钉 M6×16 | Bolt M6x16 | 2 | |
| 30 | GB/T882-1986-B12×35 | 销轴 B12×35 | Clevis pin with head B12×35 | 1 | |
| 31 | 1204.56.185 | 弹片 | Flexible steel piece | 1 | |
| 32 | 450.56.027 | 上拉杆后调节杆总成 | Upper link rear adjusting rod | 1 | |
| 33 | GB/T6176-2000-M30×2L | 螺母 M30×2左 | Hex. nut M30x2 (left) | 1 | |
| 34 | 804-6.56.021 | 上拉杆调节螺管焊合件 | Turn buckle of upper link | 1 | |
| 35 | 1204.56.186 | 球杆 | Ball rod | 1 | |
| 36 | GB/T6176-2000-M30×2 | 螺母 M30×2 | Hex. nut M30x2 | 1 | |
| 37 | GB/T91-2000-3.2×20 | 销 3.2×20 | Split pin 3.2×20 | 1 | |
| 38 | GB/T882-1986-B12×50 | 销轴 B12×50 | Clevis pin with head B12×50 | 2 | |
| 39 | 504G3.56.012 | 左下拉杆总成 | The lower left rod assembly | 1 | 选装 Optioanl |
| | 504G3.56.012B | 左下拉杆总成 | The lower left rod assembly | 1 | 选装 Optioanl |
| 40 | 300.56.011 | 锁链组合件 | Lock pin | 4 | |
| 41 | 504G3.56.034 | 限位杆后又焊合件 | Rear check clevis | 2 | |
| 42 | 300.56.104 | 调节套钢管 | Adjusting sleeve | 2 | |
| 43 | 504G3.56.131 | 垫套 | Bush | 2 | |
| 44 | GB/T97.1-2002-14 | 垫圈 14 | Plain washer14 | 2 | |
| 45 | 504G3.56.033 | 限位杆前叉焊合件 | Front check clevis | 2 | |
| 46 | GB/T882-2000-B14×65 | 销轴 B14×65 | Clevis pin with head B14×65 | 2 | |

28.2 右下拉杆总成 (504G3.56.011 部件)

The Lower Right Rod Assembly (504G3.56.011 Assembly)

504G3.56.011



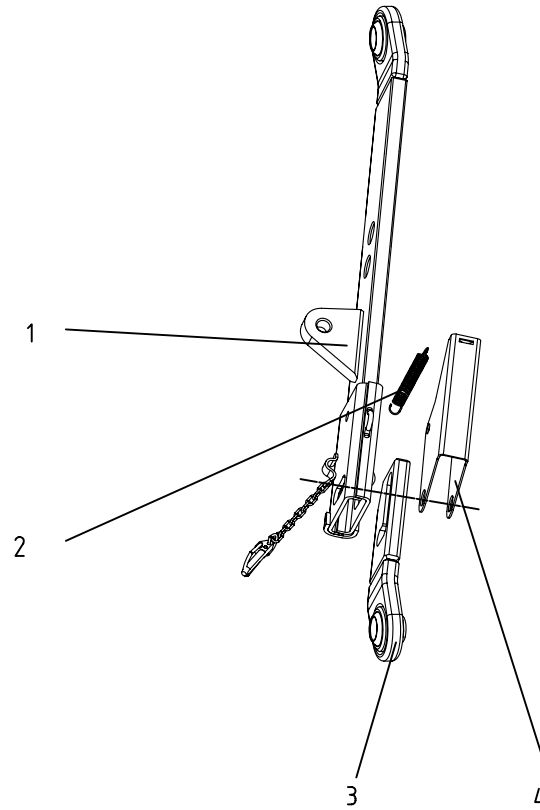
28.2 右下拉杆总成(504G3.56.011部件) Lower Right Rod Assembly (504G3.56.011 Assembly)

| Ser.No. | Part No. | 名称及规格 | Name & Specifications | Quantity | Remarks |
|---------|--------------|---------|---------------------------|----------|---------|
| 1 | 504G3.56.020 | 右下拉杆焊合件 | Right lower link weldment | 1 | |
| 2 | 504G3.56.111 | 护板 | Protect board | 1 | |
| 3 | 504G3.56.110 | 弹簧 | Spring | 1 | |
| 4 | 504G3.56.021 | 右调节板焊合件 | Right regulate board | 1 | |

28.3 左下拉杆总成 (504G3.56.012 部件)

The Lower Right Rod Assembly (504G3.56.012 Assembly)

504G3.56.012

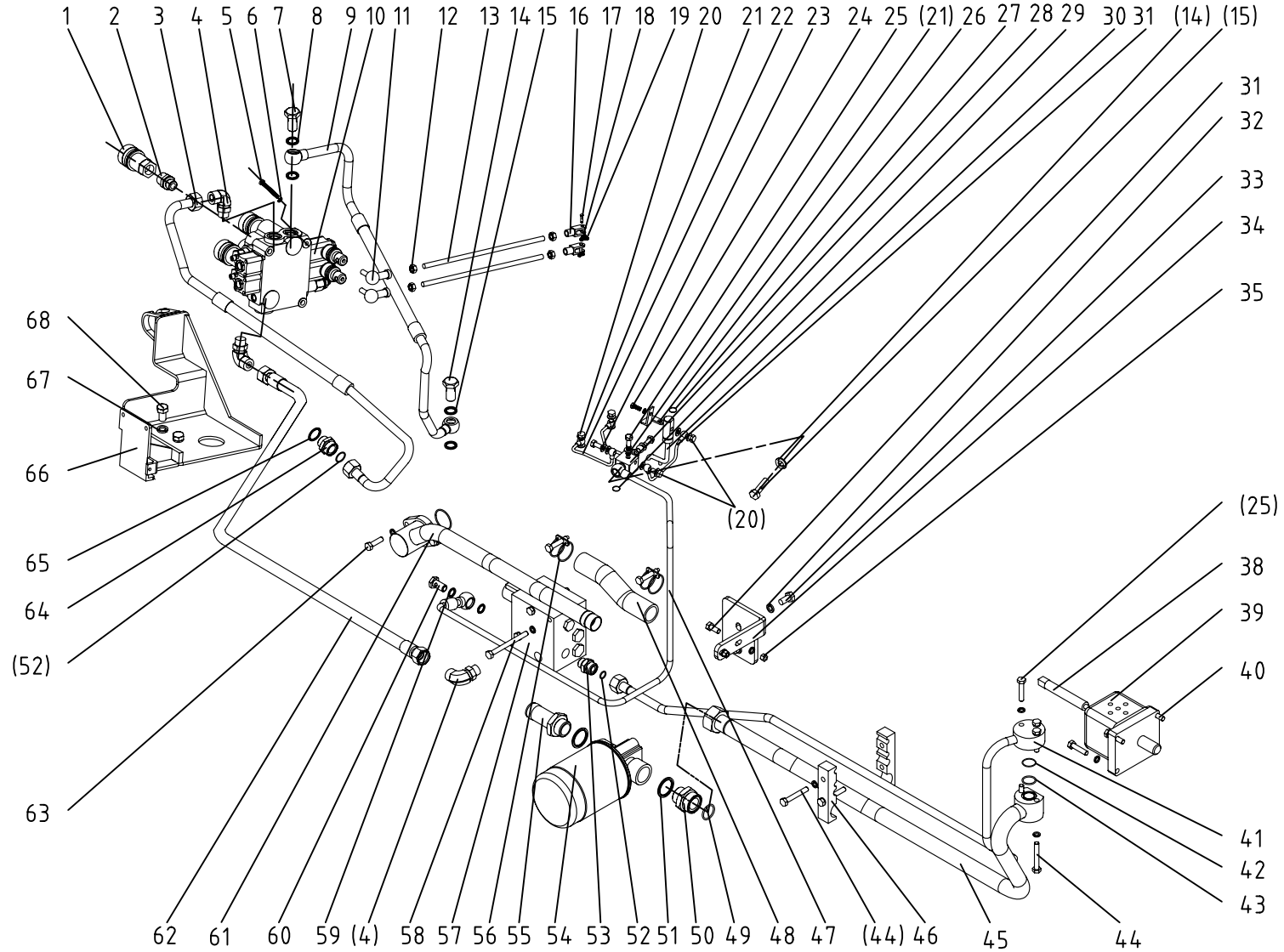


28.3 左下拉杆总成(504G3.56.012部件) Lower Left Rod Assembly (504G3.56.012 Assembly)

| Ser.No. | Part No. | 名称及规格 | Name & Specifications | Quantity | Remarks |
|---------|--------------|---------|--------------------------|----------|---------|
| 1 | 504G3.56.022 | 左下拉杆焊合件 | Left lower link weldment | 1 | |
| 2 | 504G3.56.110 | 弹簧 | Spring | 1 | |
| 3 | 504G3.56.023 | 左调节板焊合件 | Left regulate board | 1 | |
| 4 | 504G3.56.111 | 护板 | Protect board | 1 | |

29 液压提升系统总成 Hydraulic Lifting Pipeline Assembly

504G3-3.58A.001



29 液压提升系统总成 Hydraulic Lifting Pipeline Assembly

| Ser. No. | Part No. | 名称及规格 | Name & Specifications | Quantity | Remarks |
|----------|-----------------------|-----------------|------------------------------------|----------|---------|
| 1 | | 快换接头NPT1/2' | Quick change NPT1/2" | 4 | |
| 2 | 504G3-3.58A.101 | 直通接头 | Straight joint | 4 | |
| 3 | 504G3-3.58A.016 | 分配器进油管总成 | Inlet pipe hose | 1 | |
| 4 | 554-3.58E.035 | 端直角可调向短接头18×1.5 | Direction adjust Right-angle joint | 3 | |
| 5 | GB/T5782-2000-M6×55 | 螺栓 M6×55 | Hex. head bolt M6×55 | 3 | |
| 6 | GB/T93-1987-6 | 垫圈 6 | Spring washer 6 | 4 | |
| 7 | JB/T6013-2000-M16×1.5 | 铰接螺栓 M16×1.5 | Hollow bolt M16×1.5 | 2 | |
| 8 | JB-FT-CU-16 | 组合铜垫圈 16 | Combination washer 16 | 4 | |
| 9 | 504G3-3.58A.015 | 多路阀回油管总成 | Return pipe hose | 1 | |
| 10 | ZDa4a-F15L-T/00-1 | ZDa4a-15整体阀 | Sandwich Multirole Control Valve | 1 | |
| 11 | GB/T304.2-2002 | 关节轴承SQ8-RS | Knuckle bearing SQ8-RS | 2 | |
| 12 | GB/T6170-2000-M8 | 螺母 M8 | Hex. nut M8 | 8 | |
| 13 | 504G3-3.58.102 | 中间连杆 | Connecting rod | 2 | |
| 14 | JB/T6013-2000-M18×1.5 | 铰接螺栓 M18×1.5 | Hollow bolt M18×1.5 | 1 | |
| 15 | JB-FT-CU-18 | 组合铜垫圈 18 | Combination washer 18 | 6 | |
| 16 | 504G3.55A.141 | 连接叉 | Connecting fork | 2 | |
| 17 | GB/T882-1986-B5×22 | 销轴 B5×22 | Clevis pin with head B5×22 | 2 | |
| 18 | GB/T91-2000-2×16 | 销 2×16 | Head inlet pipe weldment | 2 | |
| 19 | GB/T97.1-2002-5 | 垫圈 5 | Plain washer 5 | 2 | |
| 20 | JB/T6013-2000-M8×1 | 铰接螺栓 M8×1 | Hollow bolt M8×1 | 6 | |
| 21 | JB-FT-CU-8 | 组合铜垫圈 8 | Combination washer 8 | 14 | |
| 22 | 504G3.58.033-1 | 接管一焊合件 | The first pipe weldment | 1 | |
| 23 | 504G3.58.034-1 | 接管二焊合件 | The second pipe weldment | 1 | |
| 24 | GB/T5783-2000-M6×16 | 螺栓 M6×16 | Hex. head bolt M6×16 | 1 | |
| 25 | GB/T5783-2000-M8×45 | 螺栓 M8×45 | Hex. head bolt M8×45 | 1 | |

29 液压提升系统总成 Hydraulic Lifting Pipeline Assembly

续表

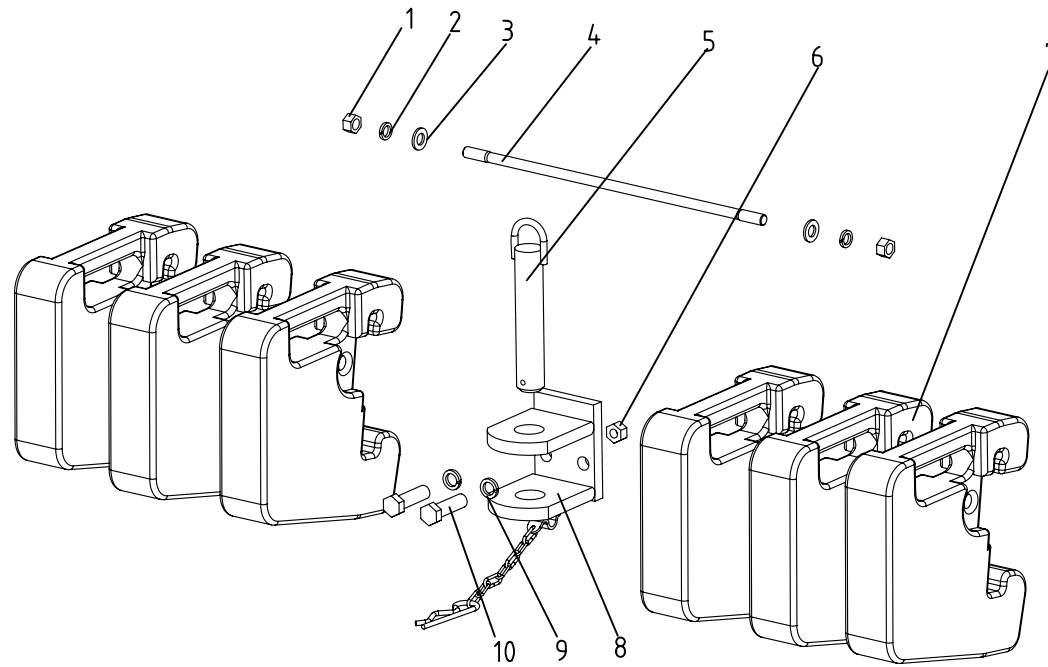
| Ser. No. | Part No. | 名称及规格 | Name & Specifications | Quantity | Remarks |
|----------|---------------------------|---------------|-----------------------------------|----------|------------|
| 26 | 504G3.58.161 | 润滑油管支架 | Support board | 1 | |
| 27 | GB/T3452.1-1992-15.5×2.65 | O形圈 15.5×2.65 | O-ring seal 15.5×2.65 | 1 | |
| 28 | 504G3.58.170-1 | 分流块 | diffluent block | 1 | |
| 29 | GB/T3452.1-1992-14×1.8 | O形圈 14×1.8 | O-ring seal 14×1.8 | 1 | |
| 29 | 504G3.58.032-1 | 润滑油管焊合件 | Lubricating pipe weldment | 1 | |
| 30 | 504G3.58.035-1 | 接管三焊合件 | The third pipe weldment | 1 | |
| 31 | GB/T5783-2000-M8×20 | 螺栓 M8×20 | Hex. head bolt M8×20 | 4 | |
| 32 | GB/T93-1987-10 | 垫圈 10 | Spring washer 10 | 2 | |
| 33 | GB/T5783-2000-M10×20 | 螺栓 M10×20 | Hex. head bolt M10×20 | 2 | |
| 34 | 504G3.58.105 | 滤清器支架 | Fix plank | 1 | |
| 35 | GB/T93-1987-8 | 垫圈 8 | Spring locker washer 8 | 17 | |
| 38 | 550.58.101 | 紧固螺栓 | Fixup bolt | 1 | |
| 39 | CBN-F314 | 齿轮泵 | Gear pump | 1 | |
| 40 | GB/T5783-2000-M8×35 | 螺栓 M8×35 | Hex. head bolt M8×35 | 3 | |
| 41 | 504G3.58.023 | 油泵出油管焊合件 | Outlet pipe assy of gear pump | 1 | |
| | 504G3.58.023A | 油泵出油管焊合件 | Outlet pipe assy of gear pump | 1 | for loader |
| 42 | GB/T3452.1-1992-22.4×1.8 | O形圈 22.4×1.8 | O-ring seal 22.4×1.8 | 1 | |
| 43 | GB/T3452.1-1992-21.2×2.65 | O形圈 21.2×2.65 | O-ring seal 21.2×2.65 | 1 | |
| 44 | GB/T5783-2000-M8×55 | 螺栓 M8×55 | Hex. head bolt M8×55 | 2 | |
| 45 | 504G3.58.020 | 油泵吸油管前段焊合件 | Head inlet pipe assy of gear pump | 1 | |
| 46 | 504G3.58.106 | 四通管夹 | Pipe clamp | 2 | |
| 47 | 504G3.58.011-1 | 分流阀回油软管总成 | Return hose | 1 | |
| 48 | 504G3.58.104-1 | 输油胶管 | Hose | 1 | |
| 49 | GB/T3452.1-1992-25×2.65 | O形圈 25×2.65 | O-ring seal 25×2.65 | 1 | |

29 液压提升系统总成 Hydraulic Lifting Pipeline Assembly

续表

| Ser. No. | Part No. | 名称及规格 | Name & Specifications | Quantity | Remarks |
|----------|--------------------------|--------------|------------------------------------|----------|---------|
| 50 | 804-6.58.109 | 管接头体 (二) | Filter tie-in (2) | 1 | |
| 51 | JB-FT-CU-30 | 组合铜垫圈 30 | Combination washer 30 | 2 | |
| 52 | GB/T3452.1-1992-12.5×1.8 | O形圈 12.5×1.8 | O-ring seal 12.5×1.8 | 2 | |
| 53 | 504G3.58.108 | 接头螺母 (一) | union nut (1) | 1 | |
| 54 | 804-6.58.025 | 滤清器总成 | Filter | 1 | |
| 55 | 804-6.58.022 | 滤清器短接管焊合件 | Short linking pipe weldment | 1 | |
| 56 | JB/T8870-1999- (25-40) | 喉箍 (25-40) | Hoop (25-40) | 2 | |
| 57 | SL-DFLH-00 | 分流电控阀 | Electrical control diverging valve | 1 | |
| 58 | GB/T5782-2000-M8×90 | 螺栓 M8×90 | Hex. head bolt M8×90 | 3 | |
| 59 | JB-FT-CU-10 | 组合铜垫圈 10 | Combination washer 10 | 2 | |
| 60 | 320-3.80A.105 | 铰接螺栓M10×1 | Hollow bolt M10×1 | 1 | |
| 61 | 504G3.58.022 | 油泵吸油管后段焊合件 | Tail inlet pipe assy of gear pump | 1 | |
| 62 | 504G3-3.58A.014 | 多路阀进油软管 | Inlet pipe hose | 1 | |
| 63 | GB/T5783-2000-M8×30 | 螺栓 M8×30 | Hex. head bolt M8×30 | 2 | |
| 64 | 504G3.58.109 | 接头螺母 (二) | union nut (2) | 1 | |
| 65 | JB-FT-CU-22 | 组合铜垫圈 22 | Combination washer 22 | 1 | |
| 66 | 504G3-3.58.013A | 支架焊合件 | Support board | 1 | |
| 67 | GB/T93-1987-12 | 垫圈 12 | Spring washer 12 | 2 | |
| 68 | GB/T5783-2000-M12×20 | 螺栓 M12×20 | Hex. head bolt M12×20 | 2 | |

30 前配重总成
Front Balance Weight
400-6.73.001



30 前配重总成 Front Balance Weight

| Ser.No. | Part No. | 名称及规格 | Name & Specifications | Quantity | Remarks |
|---------|----------------------|----------------|-----------------------------------|----------|---------|
| 1 | GB/T6170-2000-M12 | 螺母 M12 | Hex.nut M12 | 2 | |
| 2 | GB/T93-1987-12 | 垫圈 12 | Spring lock washer 12 | 2 | |
| 3 | GB/T97.1-2002-12 | 垫圈 12 | Plain washer 12 | 2 | |
| 4 | GB/T953-1988-M12×490 | 等长双头螺柱 M12×490 | Clamping-type double stud M12×490 | 1 | |
| 5 | 300-6.73.012 | 插销焊合件 | Bolt weldment | 1 | |
| 6 | GB/T6170-2000-M14 | 螺母 M14 | Hex.nut M14 | 2 | |
| 7 | 250.73.101 | 配重 | Balance weight block | 6 | |
| 8 | 300-6.73.011-1 | 牵引板焊合件 | Front drawbar weldment | 1 | |
| 9 | GB/T93-1987-14 | 垫圈 14 | Spring lock washer 14 | 2 | |
| 10 | GB/T5783-2000-M14×45 | 螺栓 M14×45 | Hex.bolt M14×45 | 2 | |

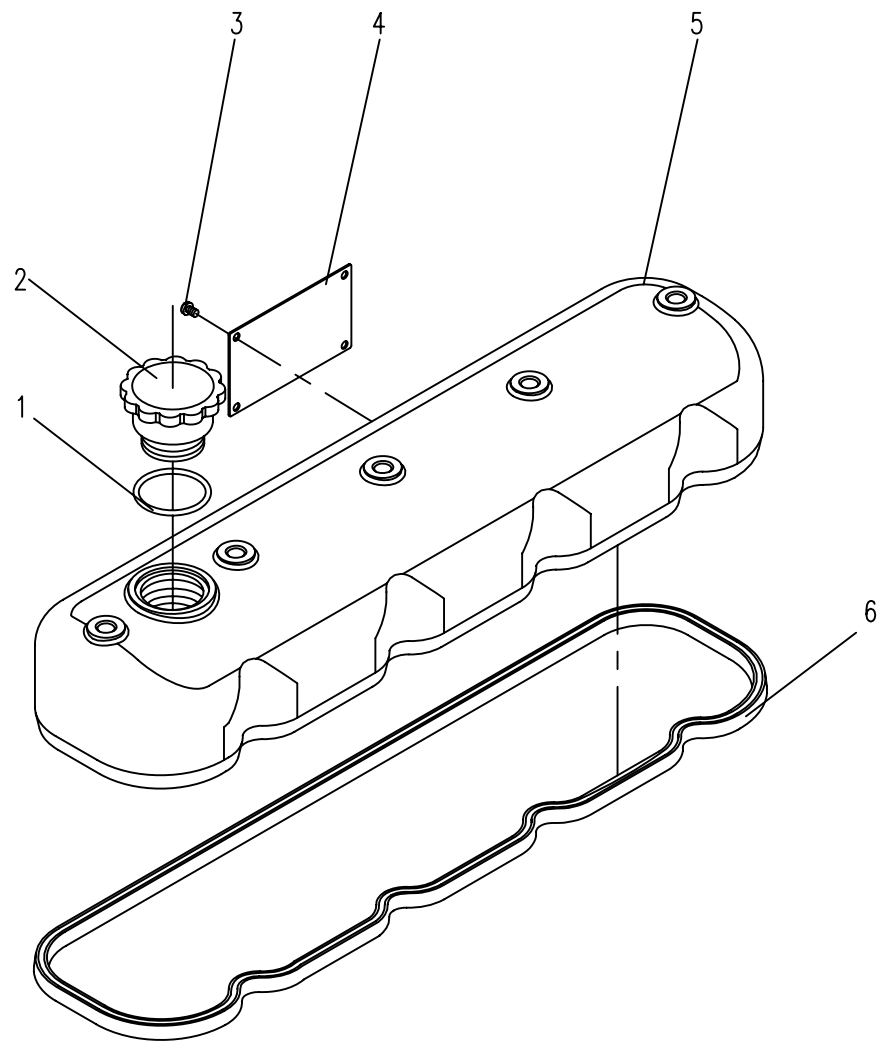


图1 气缸盖罩总成
Fig.1 Cylinder Head Cover Assembly

31 气缸盖罩总成 Cylinder Head Cover Assembly (Fig. 1)

| Ser.No. | Part No. | 名称及规格 | Name & Specifications | Quantity | Remarks |
|---------|---------------------------|--------------|-------------------------------|----------|---------|
| 1 | GB/T3452.1-2005-33.5×2.65 | O形圈33.5×2.65 | Seal ring 33.5×2.65 | 1 | |
| 2 | N85-01002 | 加油口盖 | Oil filling cover | 1 | |
| 3 | GB/T65-2000-M4×6 | 螺钉M4×6 | Bolt M4×6 | 4 | |
| 4 | ZN390T-01009P | 铭牌 | Name plate | 1 | |
| 5 | 4L68-010003A-3 | 气缸盖罩 | Cylinder head cover | 1 | |
| 6 | 4L68-010001B | 气缸盖罩密封圈 | Cylinder head cover seal ring | 1 | |

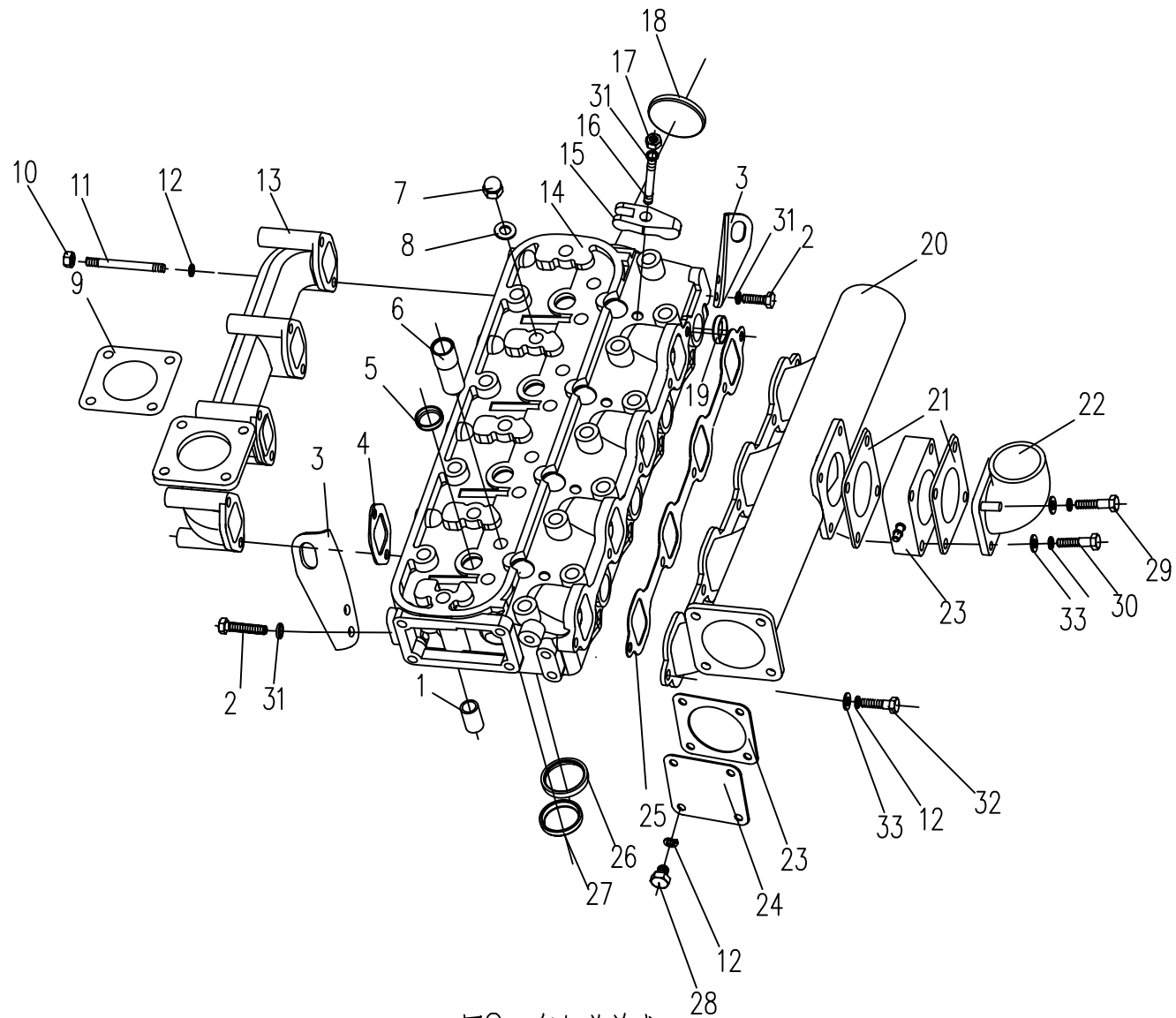


图2 气缸盖总成

Fig.2 Cylind Head Assembly

32 气缸盖总成 Cylinder Head Assembly (Fig. 2)

| Ser.No. | Part No. | 名称及规格 | Name & Specifications | Quantity | Remarks |
|---------|---------------------------|---------------|-------------------------|----------|---------|
| 1 | N85-02101A | 套管 | Sleeve | 4 | |
| 2 | GB/T5786-2000-M10×1.25×20 | 螺栓M10×1.25×20 | Bolt M10×1.25×20 | 4 | |
| 3 | 4L88-020004 | 吊耳 | Lifting eye | 2 | |
| 4 | 4L68-020006 | 排气管垫片 | Exhaust manifold gasket | 4 | |
| 5 | N85-02109 | 碗形塞 | Expansion plug Φ26 | 4 | |
| 6 | N85-02105 | 气门导管 | Valve guide | 8 | |
| 7 | GB/T923-88-M8 | 盖形螺母M8 | Nut M8 | 5 | |
| 8 | QJ/MD05.01-90-8 | 组合垫圈8 | Washer 8 | 5 | |
| 9 | N485Q-10002H | 垫片 | Gasket | 1 | |
| 10 | GB/T6170-2000-M8 | 螺母M8 | Nut M8 | 8 | |
| 11 | GB/T899-1988-M8×75 | 双头螺柱M8×75 | Stud M8×75 | 8 | |
| 12 | GB/T859-87-8 | 垫圈8 | Washer 8 | 21 | |
| 13 | N485T-10001E | 排气管 | Exhaust manifold | 1 | |
| 14 | 4B26-021008 | 气缸盖 | Cylinder head | 1 | |
| 15 | 4L68-020009 | 喷油器压板 | Injector clamping plate | 4 | |
| 16 | GB/T899-1988-M10×55 | 螺柱M10×55 | Stud M10×55 | 4 | |
| 17 | GB/T6170-2000-M10 | 螺母M10 | Nut M10 | 4 | |
| 18 | N85-02104 | 碗形塞 Φ55 | Expansion plug Φ55 | 1 | |
| 19 | N85-02102 | 碗形塞 Φ20 | Expansion plug Φ20 | 10 | |
| 20 | N485T-09001K | 进气管 | Intake manifold | 1 | |
| 21 | N485-09006 | 垫片 | Gasket | 3 | |
| 22 | N485Q-09003R | 进气接管 | Intake connect pipe | 1 | |
| 23 | N485Q-09100 | 空气加热器 | Air heater | 1 | |
| 24 | N485-09005 | 盖板 | Cover | 2 | |
| 25 | ZN490QA-02005 | 进气管垫片 | Intake manifold gasket | 1 | |

32 气缸盖总成 Cylinder Head Assembly (Fig. 2)

续表

| Ser.No. | Part No. | 名称及规格 | Name & Specifications | Quantity | Remarks |
|---------|---------------------|---------|-----------------------|----------|---------|
| 26 | 4L68-021007 | 进气门座 | Intake valve seat | 4 | |
| 27 | 4L68-021006 | 排气门座 | Exhaust valve seat | 4 | |
| 28 | GB/T5783-2000-M8×16 | 螺栓M8×16 | Bolt M8×16 | 4 | |
| 29 | GB/T5783-2000-M8×85 | 螺栓M8×85 | Bolt M8×85 | 2 | |
| 30 | GB/T5783-2000-M8×40 | 螺栓M8×40 | Bolt M8×40 | 2 | |
| 31 | GB/T859-87-10 | 垫圈10 | Washer 10 | 8 | |
| 32 | GB/T5783-2000-M8×28 | 螺栓M8×28 | Bolt M8×28 | 5 | |
| 33 | GB/T97.1-2002-10 | 垫圈8 | Washer 8 | 10 | |

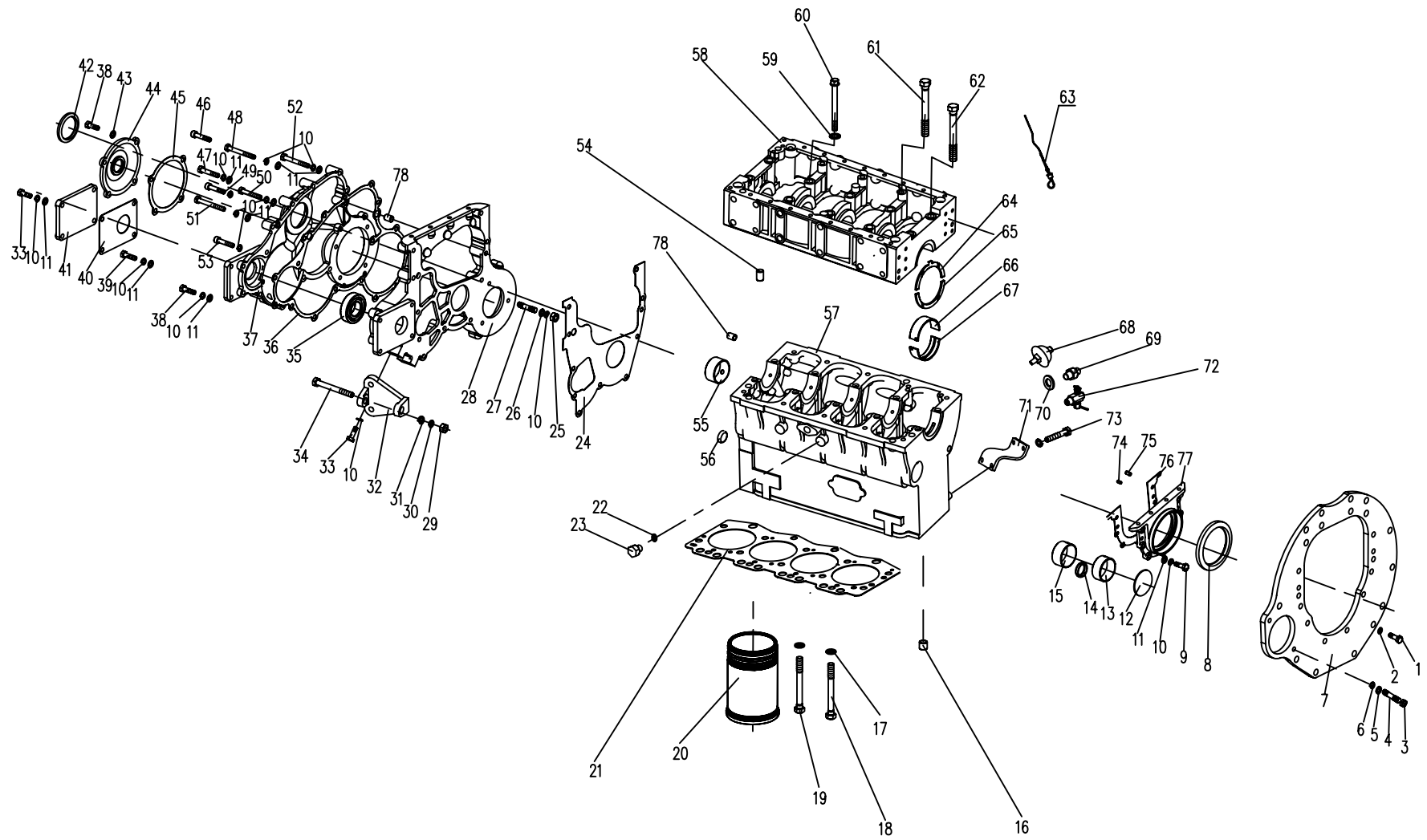


图3 机体、齿轮室总成

Fig.3 Cylinder Block and Gear Case Assembly

33 机体、齿轮室总成 Cylinder Block and Gear Case Assembly(Fig. 3)

| Ser.No. | Part No. | 名称及规格 | Name & Specifications | Quantity | Remarks |
|---------|------------------------------|----------------|-------------------------------|----------|---------|
| 1 | GB/T5782-2000-M10×35 | 螺栓M10×35 | Bolt M10×35 | 14 | |
| 2 | GB/T859-1987-10 | 垫圈10 | Washer 10 | 14 | |
| 3 | GB/T6170-2000-M12 | 螺母M12 | Nut M12 | 2 | |
| 4 | GB/T899-1988-M12×35 | 螺柱 M12×35 | Bolt M12×35 | 2 | |
| 5 | GB/T97.1-2002-12 | 垫圈12 | Washer 12 | 2 | |
| 6 | GB/T859-1987-12 | 垫圈12 | Washer 12 | 2 | |
| 7 | 4G33T-030012 | 飞轮壳 | Flywheel housing | 1 | |
| 8 | GB/T9877.1-1988-DL85×110×12F | 油封DL85×110×12F | Oil seal DL85×110×12 | 1 | |
| 9 | GB/T5783-2000-M8×25 | 螺栓M8×25 | Bolt M8×25 | 10 | |
| 10 | GB/T859-1987-8 | 垫圈8 | Washer 8 | 47 | |
| 11 | GB/T848-1985-8 | 垫圈8 | Washer 8 | 44 | |
| 12 | N85-03108 | 塞片 | Expansion plug | 1 | |
| 13 | N85-03109A | 凸轮轴后衬套 | Camshaft rear bushing | 1 | |
| 14 | N85-03102 | 碗形塞 | Expansion plug φ 30 | 6 | |
| 15 | N85-03112A | 凸轮轴中间衬套 | Camshaft middle bushing | 3 | |
| 16 | N85-03017 | 气缸盖定位套 | Cylinder head locating sleeve | 2 | |
| 17 | N85-03105 | 主轴承盖螺栓垫圈 | Main shaft cover bolt washer | 10 | |
| 18 | 4B28TC-030015-1 | 气缸盖长螺栓 | Cylinder head long bolt | 12 | |
| 19 | N85-03015-2 | 气缸盖长螺栓 | Long cylinder head bolt | 6 | |
| 20 | 4G33-030003 | 气缸套 | Cylinder liner | 4 | |
| 21 | 4L68-030013A | 气缸盖垫片 | Cylinder head gasket | 1 | |
| 22 | QJ/MD05.01-90-12 | A型组合垫圈 12 | Bonded washer 12 | 1 | |
| 23 | QC/T376-1999-M12×1.5 | 螺塞 M12×1.5 | Plug screw M12×1.5 | 1 | |
| 24 | N85T-12001 | 齿轮室垫片 | Gear case gasket | 1 | |
| 25 | GB/T6170-2000-M8 | 螺母M8 | Nut M8 | 3 | |

33 机体、齿轮室总成 Cylinder Block and Gear Case Assembly(Fig. 3)

续表

| Ser.No. | Part No. | 名称及规格 | Name & Specifications | Quantity | Remarks |
|---------|----------------------------|---------------|--------------------------------------|----------|---------|
| 26 | 4L68-120012 | 发电机紧固垫圈 | Generator tighten washer | 3 | |
| 27 | GB/T899-88-M8×35 | 螺柱 M8×35 | Bolt M8×35 | 3 | |
| 28 | N485T-12002 | 齿轮室 | Gear case | 1 | |
| 29 | GB/T6170-2000-M10 | 螺母M10 | Nut M10 | 1 | |
| 30 | GB/T848-2000-10 | 垫圈10 | Washer 10 | 1 | |
| 31 | GB/T93-1987-10 | 垫圈10 | Washer 10 | 1 | |
| 32 | N390T-12007 | 发电机支架 | Generator bracket | 1 | |
| 33 | GB/T5782-2000-M8×25 | 螺栓M8×25 | Bolt M8×25 | 11 | |
| 34 | GB/T5782-2000-M10×90 | 螺栓M10×90 | Bolt M10×90 | 1 | |
| 35 | GB/T276-96-6007 | 轴承 6007 | Bearing 6007 | 2 | |
| 36 | N85T-12003 | 齿轮室盖垫片 | Gear case cover gasket | 1 | |
| 37 | N485T-12004 | 齿轮室盖 | Gear case cover | 1 | |
| 38 | GB/T5782-2000-M8×20 | 螺栓M8×20 | Bolt M8×20 | 4 | |
| 39 | GB/T5782-2000-M8×30 | 螺栓M8×30 | Bolt M8×30 | 3 | |
| 40 | N85T-12010 | 液压泵盖垫片 | Hydraulic pump cover gasket | 2 | |
| 41 | N85T-12009 | 液压泵盖 | Hydraulic pump cover | 2 | |
| 42 | GB/T9877.1-1988-DR52×72×12 | 油封 DR52×72×12 | Oil seal DR52×72×12 | 1 | |
| 43 | QJ/MD 05.01-90-8 | A型组合密封垫圈 8 | Bonded washer 8 | 4 | |
| 44 | N485T-12005 | 齿轮室前盖 | Gear case front cover | 1 | |
| 45 | N85T-12003 | 齿轮室前盖垫片 | Gear case front cover gasket | 1 | |
| 46 | GB/T70.1-2000-M8×20 | 内六角圆柱头螺钉M8×20 | Inner hexagon cylindrical bolt M8×20 | 3 | |
| 47 | GB/T5782-2000-M8×45 | 螺栓M8×45 | Bolt M8×45 | 3 | |
| 48 | GB/T5782-2000-M8×60 | 螺栓M8×60 | Bolt M8×60 | 1 | |
| 49 | GB/T70.1-2000-M8×55 | 内六角圆柱头螺钉M8×55 | Inner hexagon cylindrical bolt M8×55 | 1 | |

33 机体、齿轮室总成 Cylinder Block and Gear Case Assembly(Fig. 3)

续表

| Ser.No. | Part No. | 名称及规格 | Name & Specifications | Quantity | Remarks |
|---------|---------------------|----------|---------------------------------|----------|---------|
| 50 | GB/T5782-2000-M8×50 | 螺栓M8×50 | Bolt M8×50 | 3 | |
| 51 | GB/T5782-2000-M8×75 | 螺栓M8×75 | Bolt M8×75 | 1 | |
| 52 | GB/T5782-2000-M8×80 | 螺栓M8×80 | Bolt M8×80 | 1 | |
| 53 | GB/T5782-2000-M8×40 | 螺栓M8×40 | Bolt M8×40 | 1 | |
| 54 | N85T-03110 | 定位销 | Dowel pin | 2 | |
| 55 | N85-03103A | 凸轮前轴衬套 | Camshaft bushing | 1 | |
| 56 | N85-03111 | 堵塞 φ14 | Blocking plug φ14 | 2 | |
| 57 | 4G33T-031001 | 机体 | Cylinder block | 1 | |
| 58 | 4G33T-031015 | 整体主轴承盖 | Main shaft cover | 1 | |
| 59 | N85-03105 | 主轴承盖螺栓垫圈 | Main shaft cover bolt washer | 10 | |
| 60 | ZN490T-031016 | 主轴承盖螺栓 | Main shaft cover bolt | 6 | |
| 61 | N85T-03108 | 床板螺栓 | Bedplate bolt | 10 | |
| 62 | N85T-03107 | 主轴承盖螺栓 | Main shaft cover bolt | 4 | |
| 63 | N390T-03301A | 机油尺 | Oil dipstick | 1 | |
| 64 | 4L68-030007 | 曲轴止推片(下) | Crankshaft thrust plate (lower) | 2 | |
| 65 | 4L68-030009 | 曲轴止推片(上) | Crankshaft thrust plate (upper) | 2 | |
| 66 | 4L68-030008 | 主轴瓦(上) | Main bearing shell (upper) | 5 | |
| 67 | 4L68-030006 | 主轴瓦(下) | Main bearing shell (lower) | 5 | |
| 68 | N85Q-03004 | 机油压力传感器 | Oil pressure sensor | 1 | |
| 69 | 4G33-030023 | 铰接螺栓 | Link bolt | 1 | |
| 70 | 4G33-030024 | 垫圈 | Washer | 1 | |
| 71 | N309T-03024D | 柴油滤清器支架 | Fuel filter bracket | 1 | |
| 72 | ZN390TE-03200 | 放水开关部件 | Water draining cock | 1 | |
| 73 | GB/5783-2000-M8×20 | 螺栓 M8×20 | Bolt M8×20 | 4 | |

33 机体、齿轮室总成 Cylinder Block and Gear Case Assembly(Fig. 3)

续表

| Ser.No. | Part No. | 名称及规格 | Name & Specifications | Quantity | Remarks |
|---------|------------------------|-----------|----------------------------|----------|---------|
| 74 | GB/T119.1-2000-8h8×16 | 销 8h8×16 | Pin 8h8×16 | 2 | |
| 75 | GB/T119.1-2000-10h8×25 | 销 10h8×25 | Pin 10h8×25 | 2 | |
| 76 | N85T-03005 | 后油封盖垫片 | Rear oil seal cover gasket | 1 | |
| 77 | N85T-03010 | 后油封盖 | Rear oil seal cover | 1 | |
| 78 | N85-03001 | 齿轮室定位套 | Gear case locating sleeve | 3 | |

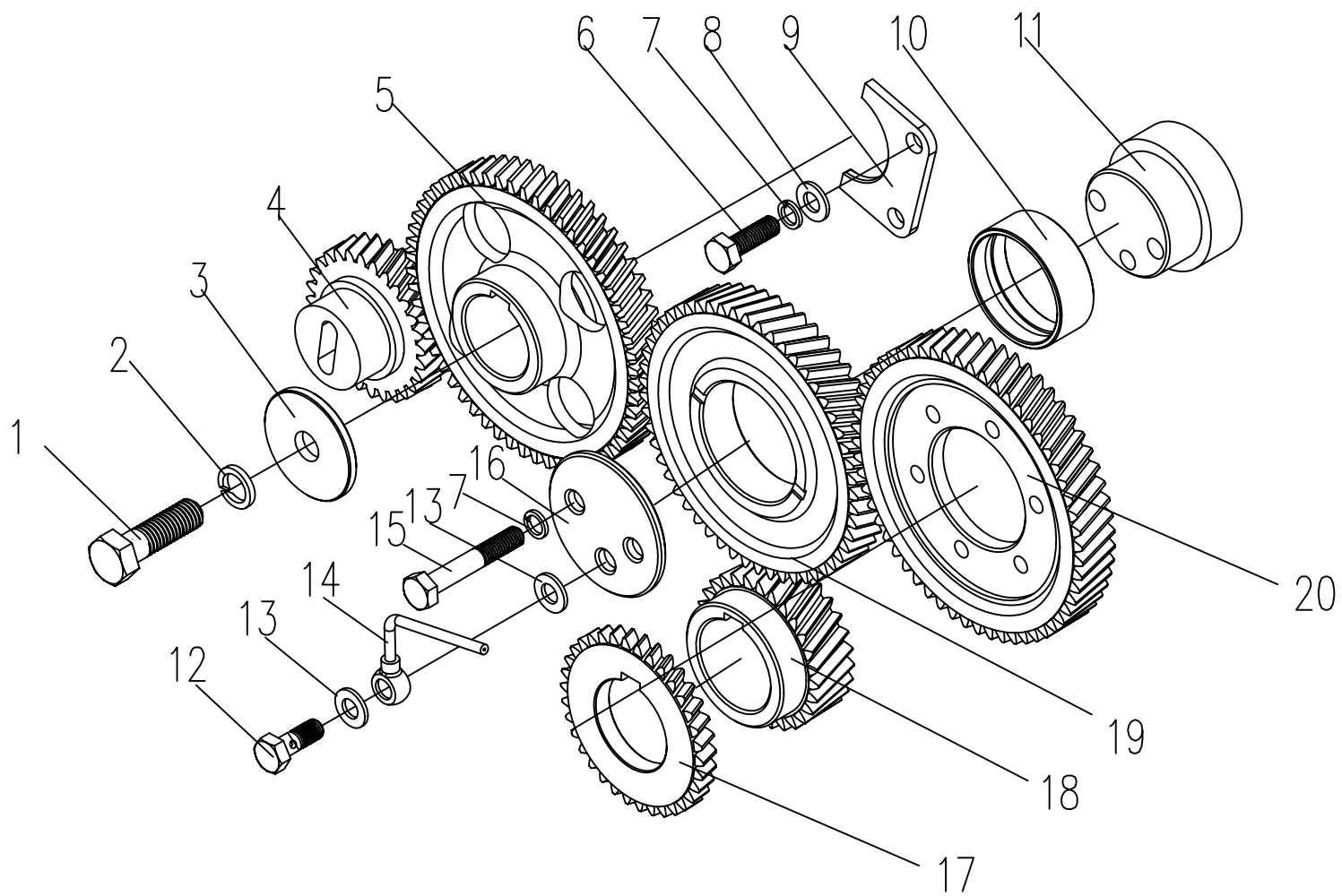


图4 正时齿轮系总成

Fig.4 Timing gear train

34 正时齿轮系总成 Timing Gear Train(Fig. 4)

| Ser.No. | Part No. | 名称及规格 | Name & Specifications | Quantity | Remarks |
|---------|----------------------|----------|-----------------------------------|----------|---------|
| 1 | GB/T5782-2000-M12×30 | 螺栓M12×30 | Bolt M12×30 | 1 | |
| 2 | GB/T859-1987-12 | 垫圈12 | Washer 12 | 1 | |
| 3 | CC475Q-070002 | 凸轮轴垫圈 | Camshaft Washer | 1 | |
| 4 | N85T-04011A-1 | 液压泵齿轮 | Hydraulic pump gear | 1 | |
| 5 | N85T-04007 | 凸轮轴正时齿轮 | Camshaft timing gear | 1 | |
| 6 | GB/T5782-2000-M8×16 | 螺栓M8×16 | Bolt M8×16 | 2 | |
| 7 | GB/T859-1987-8 | 垫圈8 | Washer 8 | 5 | |
| 8 | GB/T97.1-2002-8 | 垫圈8 | Washer 8 | 2 | |
| 9 | N85-04008 | 凸轮轴压板 | Camshaft retainer | 1 | |
| 10 | 4L88-040002 | 正时惰齿轮衬套 | Timing idle gear bushing | 1 | |
| 11 | 4G33-040004 | 正时惰齿轮轴 | Timing idle gear shaft | 1 | |
| 12 | N85T-04012 | 空心螺栓 | Hollow bolt | 1 | |
| 13 | JB/T6013-2000-8 | 垫圈8 | Washer8 | 2 | |
| 14 | N85T-04100 | 喷油管部件 | Oil pipe | 1 | |
| 15 | GB/T5782-2000-M8×55 | 螺栓M8×55 | Bolt M8×55 | 3 | |
| 16 | 4G33T-040003 | 正时惰齿轮压板 | Timing idle gear retainer | 1 | |
| 17 | N85-04010A | 机油泵主动齿轮 | Lubricating oil pump driving gear | 1 | |
| 18 | N85-04006 | 曲轴正时齿轮 | Crankshaft timing gear | 1 | |
| 19 | 4L88-040005 | 正时惰齿轮 | Timing idle gear | 1 | |
| 20 | N485T-04001 | 燃油泵正时齿轮 | Injection pump timing gear | 1 | |

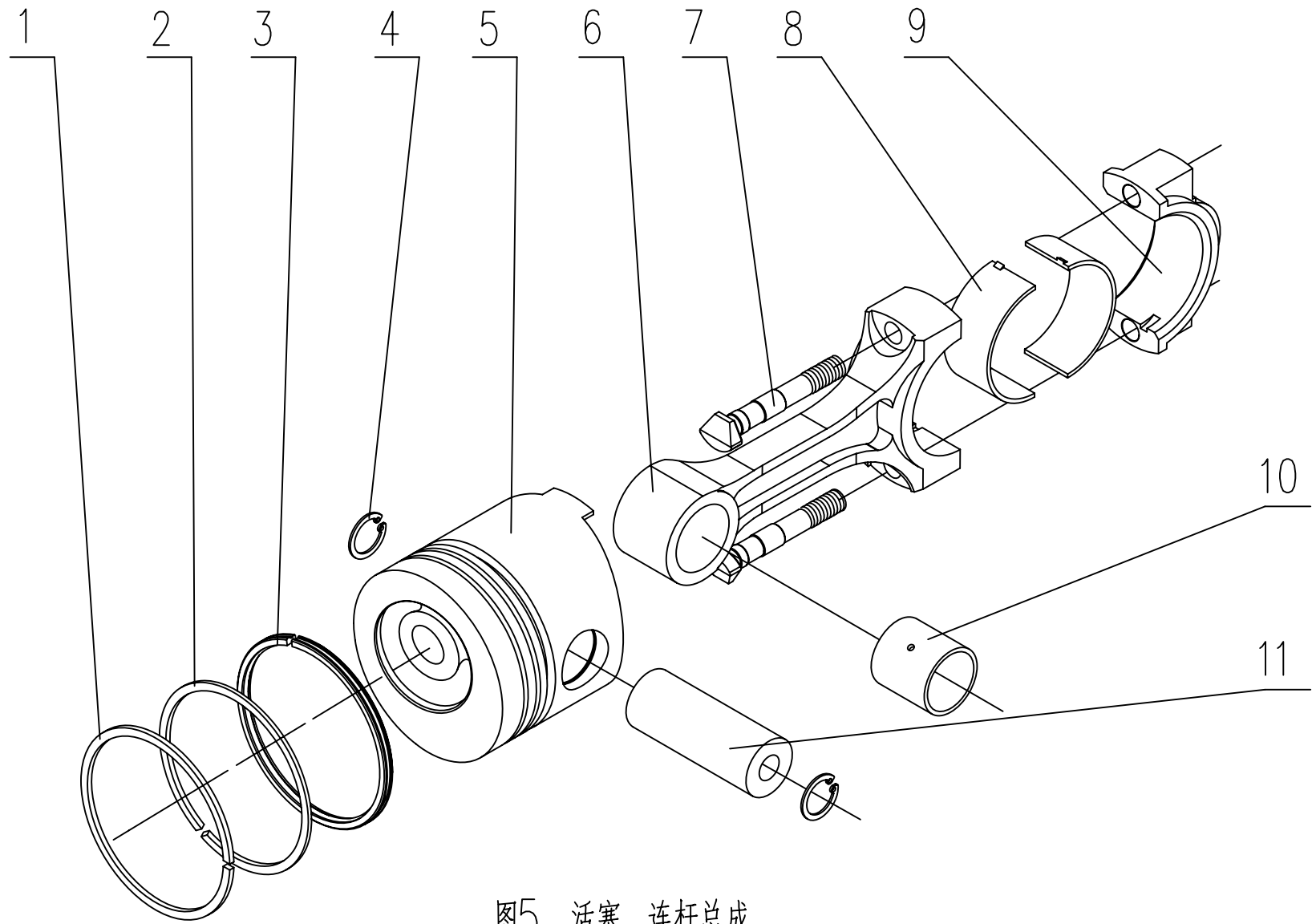


图5 活塞、连杆总成

Fig.5 Piston and Connecting Rod Assembly

35 活塞、连杆总成 Piston and Connecting Rod Assembly(Fig. 5)

| Ser.No. | Part No. | 名称及规格 | Name & Specifications | Quantity | Remarks |
|---------|-------------------|--------|------------------------------|----------|---------|
| 1 | 4L88-050002 | 第一道活塞环 | 1st piston ring | 4 | |
| 2 | 4L88-050003 | 第二道活塞环 | 2nd piston ring | 4 | |
| 3 | 4L88-051000 | 油环部件 | Oil ring | 4 | |
| 4 | GB/T893.2-1986-28 | 挡圈28 | Circlip 28 | 8 | |
| 5 | 4G33-050001 | 活塞 | Piston | 4 | |
| 6 | 4G33-052001 | 连杆 | Connecting rod | 4 | |
| 7 | 4F20-052004 | 连杆螺栓 | Connecting rod bolt | 8 | |
| 8 | 4G33-050005A | 连杆轴瓦 | Connecting rod bearing shell | 8 | |
| 9 | 4G33-052004 | 连杆盖 | Connecting rod cap | 4 | |
| 10 | N85-05202 | 连杆衬套 | Connecting rod bushing | 4 | |
| 11 | N85-05004 | 活塞销 | Piston pin | 4 | |

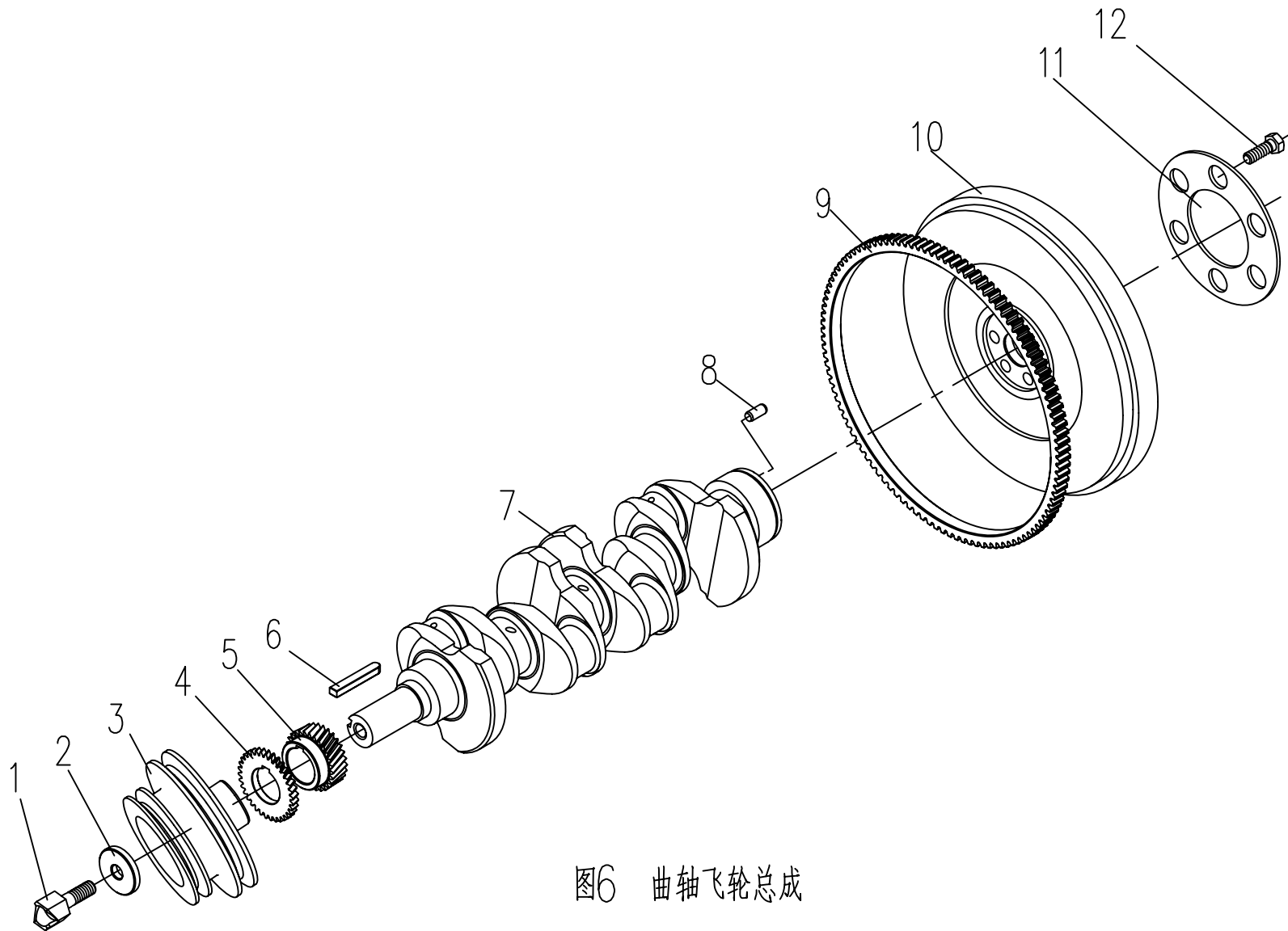


图6 曲轴飞轮总成

Fig.6 Crankshaft and Flywheel Assembly

36 曲轴、飞轮总成 Crankshaft and Flywheel Assembly (Fig. 6)

| Ser.No. | Part No. | 名称及规格 | Name & Specifications | Quantity | Remarks |
|---------|-------------------------|--------------|-----------------------------------|----------|---------|
| 1 | N485Q-06007 | 曲轴皮带轮螺栓 | Crankshaft pulley bolt | 1 | |
| 2 | N85-06002 | 起动爪垫圈 | Starting jaw washer | 1 | |
| 3 | ZN485T-06001(A) | 曲轴皮带轮 | Crankshaft pulley | 1 | |
| 4 | N485-04010(A) | 机油泵主动齿轮 | Lubricating oil pump driving gear | 1 | |
| 5 | N85-04006 | 曲轴正时齿轮 | Crankshaft timing gear | 1 | |
| 6 | GB/T1096-2003-C10×63 | 键C10×63 | Key C10×63 | 1 | |
| 7 | 4G33-060004 | 曲轴 | Crankshaft | 1 | |
| 8 | GB/T119.1-2000-B10×25h8 | 销B10×25h8 | Cylindrical pin B10×25h8 | 1 | |
| 9 | N485-06102 | 飞轮齿圈 | Flywheel ring gear | 1 | |
| 10 | N485Q-06101N | 飞轮 | Flywheel | 1 | |
| 11 | GB/T276-1994-6203-2LS | 滚动轴承6203-2LS | Ball bearing 6203-2LS | 1 | |
| 12 | N85-06005(A) | 飞轮螺栓垫片 | Flywheel blot washer | 1 | |
| 13 | N85-06006 | 飞轮螺栓 | Flywheel blot | 6 | |

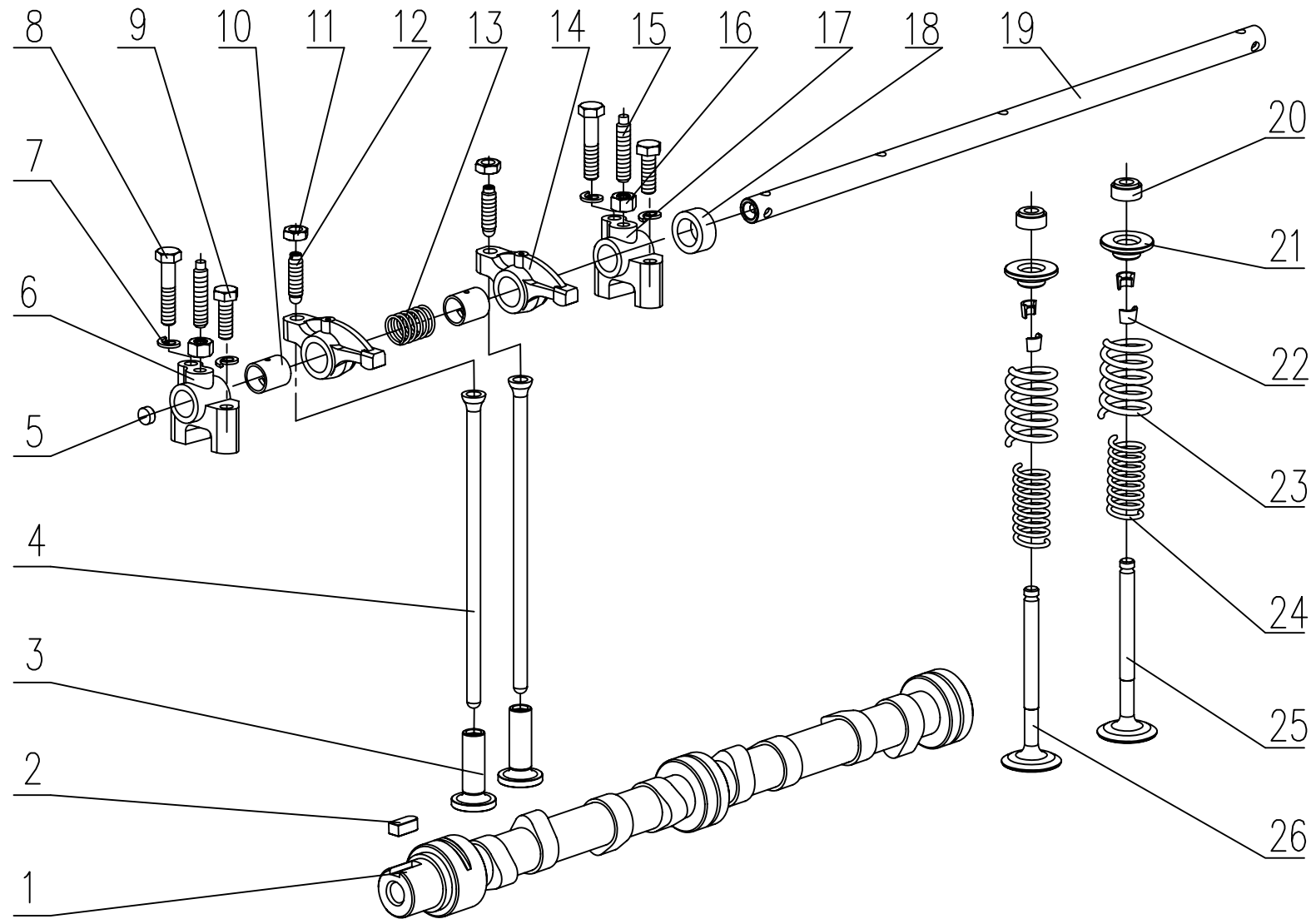


图7 配气机构

Fig.7 Valve Timing Mechanism

37 配气机构 Valve Timing Mechanism(Fig. 7)

| Ser.No. | Part No. | 名称及规格 | Name & Specifications | Quantity | Remarks |
|---------|----------------------|----------|---------------------------------|----------|---------|
| 1 | 4L88-070001 | 凸轮轴 | Camshaft | 1 | |
| 2 | GB/T1096-2003-C10×25 | 平键C10×25 | Falt key C10×25 | 1 | |
| 3 | N485-07003-1 | 气门挺柱 | Valve tappet | 8 | |
| 4 | 4G33-070002 | 气门推杆 | Valve push rod | 8 | |
| 5 | N85-02208 | 堵塞 | Blocking plug | 2 | |
| 6 | 4L68-022001 | 前摇臂座 | Front rocker arm support | 1 | |
| 7 | GB/T859-1987-8 | 垫圈8 | Washer 8 | 10 | |
| 8 | GB/T5782-2000-M8×60 | 螺栓M8×60 | Bolt M8×60 | 5 | |
| 9 | GB/T5782-1985-M8×45 | 螺钉M8×45 | Screw M8×45 | 5 | |
| 10 | N85-02212 | 气门摇臂衬套 | Valve rocker arm bushing | 8 | |
| 11 | N85-02203 | 气门间隙调整螺母 | Valve clearance adjusting nut | 8 | |
| 12 | N85-02202 | 气门间隙调整螺钉 | Valve clearance adjusting screw | 8 | |
| 13 | N85-02205 | 气门摇臂弹簧 | Valve rocker arm spring | 4 | |
| 14 | N85-02211 | 气门摇臂 | Valve rocker arm | 8 | |
| 15 | GB/T79-1985-M8×50 | 螺钉M8×50 | Screw M8×50 | 5 | |
| 16 | GB/T6170-2000-M8 | 螺母M8 | Nut M8 | 5 | |
| 17 | 4L68-022004 | 摇臂座 | Rocker arm support | 4 | |
| 18 | N85-02206 | 轴套 | Rocker arm shaft bushing | 3 | |
| 19 | N485-02207 | 摇臂轴 | Rocker arm shaft | 1 | |
| 20 | GB/T308-77 | 气门杆密封圈 | Valve rod seal ring | 8 | |
| 21 | N85-02001-1 | 气门弹簧上座 | Valve spring seat(upper) | 8 | |
| 22 | N85-02002 | 气门锁夹 | Valve collet | 16 | |
| 23 | N85-02003-1 | 气门外弹簧 | Valve outer spring | 8 | |
| 24 | N85-02003-2 | 气门内弹簧 | Valve inner spring | 8 | |
| 25 | 4L68-020007 | 排气门 | Exhaust valve | 4 | |

37 配气机构 Valve Timing Mechanism(Fig. 7)

续表

| Ser.No. | Part No. | 名称及规格 | Name & Specifications | Quantity | Remarks |
|---------|-------------|-------|-----------------------|----------|---------|
| 26 | 4L68-020008 | 进气门 | Intake valve | 4 | |

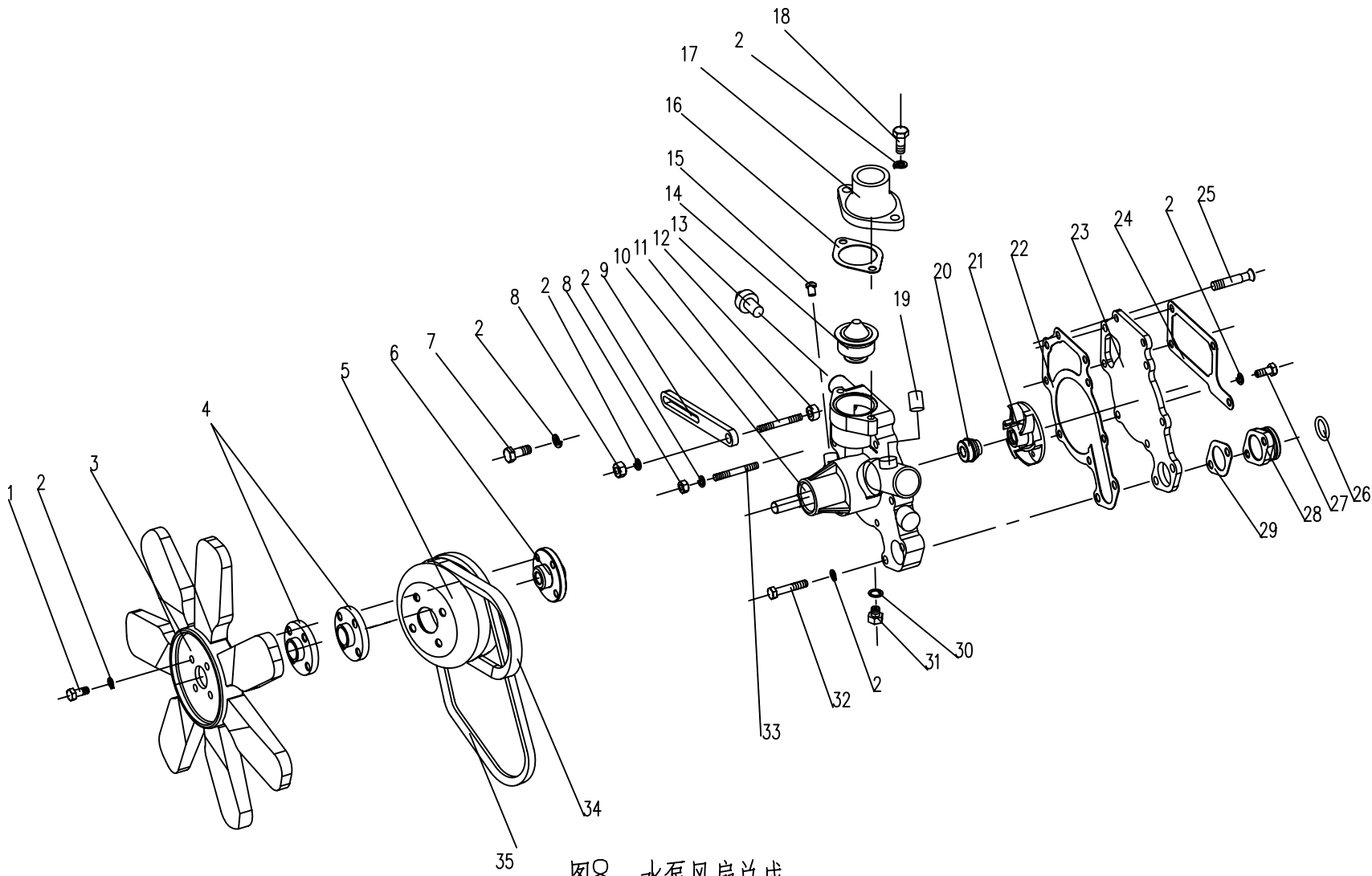


图8 水泵风扇总成
Fig.8 Water Pump and Fan Assembly

38 水泵、风扇总成 Water Pump and Fan Assembly (Fig. 8)

| Ser.No. | Part No. | 名称及规格 | Name & Specifications | Quantity | Remarks |
|---------|---------------------|-------------------|------------------------------------|----------|---------|
| 1 | GB/T5783-2000-M8×70 | 螺栓M8×70 | Bolt M8×70 | 4 | |
| 2 | GB/T859-1987-8 | 垫圈8 | Washer 8 | 16 | |
| 3 | N485K-08001A | 冷却风扇 | Cooling fan | 1 | |
| 4 | N390T-08020C | 风扇垫块组件 | Fan pad | 2 | |
| 5 | N390T-08011A | 水泵皮带轮 | Water pump pulley | 1 | |
| 6 | CC490Q-080001S | 水泵皮带轮壳 | Water pump pulley housing | 1 | |
| 7 | GB/T5783-2000-M8×25 | 螺栓M8×25 | Bolt M8×25 | 1 | |
| 8 | GB/T97.1-2002-8 | 垫圈8 | Washer 8 | 4 | |
| 9 | CZ475Q-080013-1 | 撑杆 | Bracing | 1 | |
| 10 | 4G33T-082004 | 水泵壳体 | Water pump housing | 1 | |
| 11 | GB/T898-1976-M8×65 | 螺柱M8×65 | Stud M8×65 | 1 | |
| 12 | 4D20TCI-170005 | 发电机撑杆垫块 | Generator bracing piece | 1 | |
| 13 | N485Q-17008 | 水温传感器 | Water temperature sensor model 306 | 1 | |
| 14 | N85Q-17003 | 节温器t (Model 155B) | Thermostat (Model 155B) | 1 | |
| 15 | JB/T7940.1-95-M8×1 | 油杯 M8×1 | Oil cup M8×1 | 1 | |
| 16 | N85T-08008 | 节温器壳垫片 | Thermostat housing gasket | 1 | |
| 17 | N485Q-17001L | 节温器盖 | Thermostat cover | 1 | |
| 18 | GB/T5783-2000-M8×30 | 螺栓M8×30 | Bolt M8×30 | 2 | |
| 19 | N485Q-08015 | 接管 | Connect pipe | 1 | |
| 20 | JB/T5086-91-C12 | 水封C12 | Water seal ring C12 | 1 | |
| 21 | 4L68-080009A | 叶轮 | Water pump impeller | 1 | |
| 22 | 4G33T-080009 | 水泵垫片 | Water pump gasket | 1 | |
| 23 | 4G33T-080010 | 水泵连接板 | Water pump adapter | 1 | |
| 24 | N85T-08017 | 水泵连接板垫片 | Water pump adapter gasket | 1 | |
| 25 | GB/T868-2000-M8×16 | 螺钉M8×16 | Screw M8×16 | 6 | |

38 水泵、风扇总成 Water Pump and Fan Assembly (Fig. 8)

续表

| Ser.No. | Part No. | 名称及规格 | Name & Specifications | Quantity | Remarks |
|---------|---------------------------|---------------|------------------------------|----------|---------|
| 26 | GB/T3452.1-2005-34.5×3.55 | O形圈 34.5×3.55 | Seal ring 34.5×3.55 | 1 | |
| 27 | GB/T5783-2000-M8×20 | 螺栓M8×20 | Bolt M8×20 | 2 | |
| 28 | N85T-08013 | 出水接头 | Water drain connector | 1 | |
| 29 | N85T-08014 | 出水接头垫片 | Water drain connector gasket | 1 | |
| 30 | GB/T848-2000-10 | 垫圈10 | Washer 10 | 1 | |
| 31 | N85T-08015 | 放水螺栓 | Water drain screw | 1 | |
| 32 | GB/T5780-2000-M8×45 | 螺栓M8×45 | Bolt M8×45 | 2 | |
| 33 | GB/T898-1988-M8×45 | 螺柱M8×45 | Stud M8×45 | 3 | |
| 34 | GB12732-2008-AV15×690 | 风扇皮带AV15×690 | Fan belt AV15×690 | 1 | |
| 35 | GB12732-2008-AV15×900 | 风扇皮带AV15×900 | Fan belt AV15×900 | 1 | |

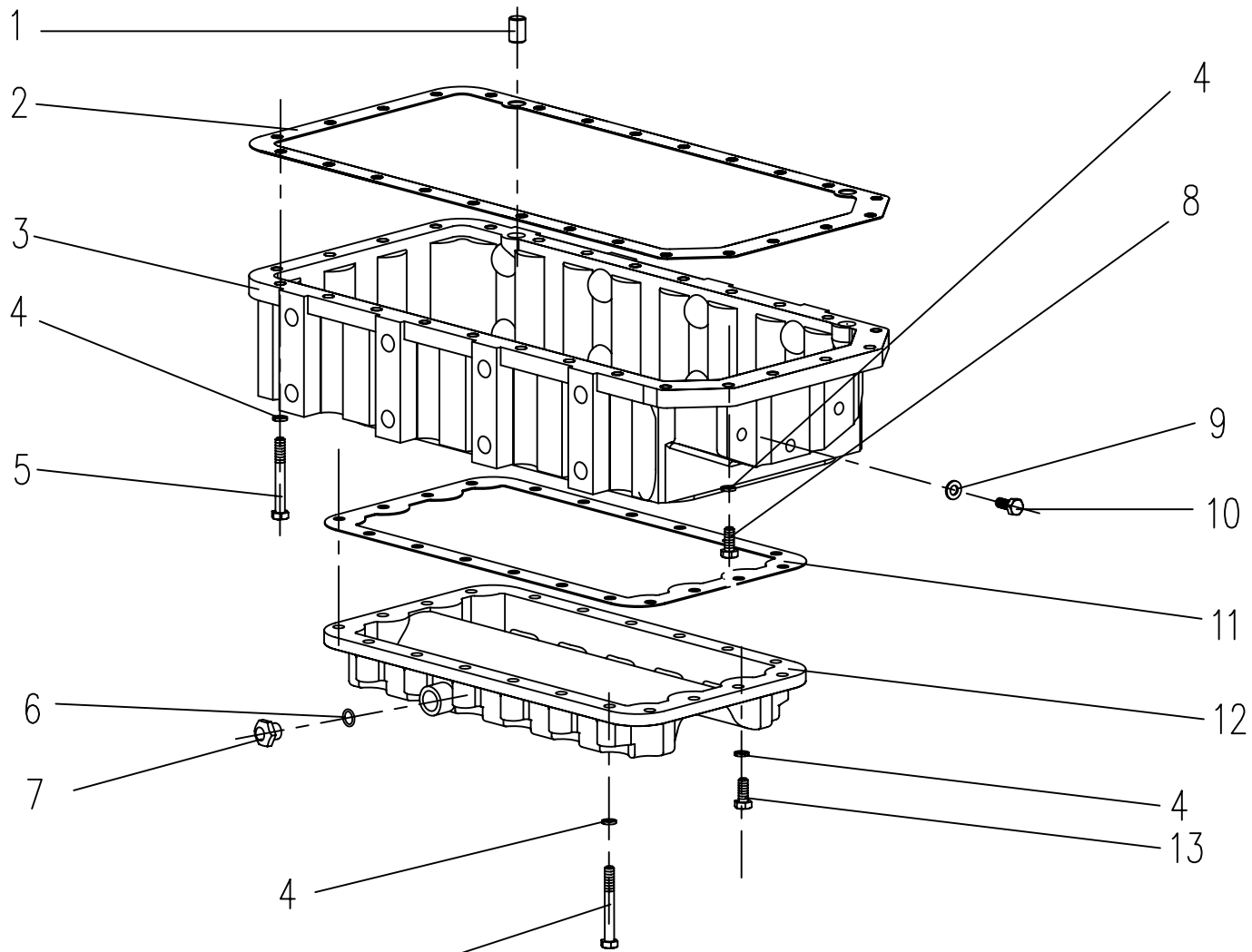


图9 油底壳总成
Fig.9 Oil Sump Assembly

39 油底壳总成 Oil Sump Assembly (Fig. 9)

| Ser.No. | Part No. | 名称及规格 | Name & Specifications | Quantity | Remarks |
|---------|----------------------|------------|---------------------------|----------|---------|
| 1 | N485T-03110 | 定位销 | Dowel pin | 2 | |
| 2 | N485T-11001 | 油底壳垫片 | Oil sump gasket | 1 | |
| 3 | ZN490T-11004 | 油底 | Oil sump | 1 | |
| 4 | GB/T93-1987-8 | 垫圈8 | Washer 8 | 45 | |
| 5 | GB/T5782-2000-M8×55 | 螺栓M8×55 | Bolt M8×55 | 6 | |
| 6 | GB/T1235-1976-16×2.4 | O形圈16×2.4 | O Seal ring 16×2.4 | 2 | |
| 7 | 195-01026 | 闷头 | Plug | 2 | |
| 8 | GB/T5783-2000-M8×30 | 螺栓M8×30 | Bolt M8×30 | 16 | |
| 9 | GB/T95-2002-10-100HV | 垫圈10-100HV | Washer 10-100HV | 4 | |
| 10 | GB/T5783-2000-M10×30 | 螺栓M10×30 | Bolt M10×30 | 4 | |
| 11 | ZN490T-11005 | 副油底壳垫片 | Auxiliary oil sump gasket | 1 | |
| 12 | ZN490T-11006A | 副油底壳 | Auxiliary oil sump | 1 | |
| 13 | GB/T5783-2000-M8×45 | 螺栓M8×45 | Bolt M8×45 | 16 | |
| 14 | GB/T5783-2000-M8×25 | 螺栓M8×25 | Bolt M8×25 | 7 | |

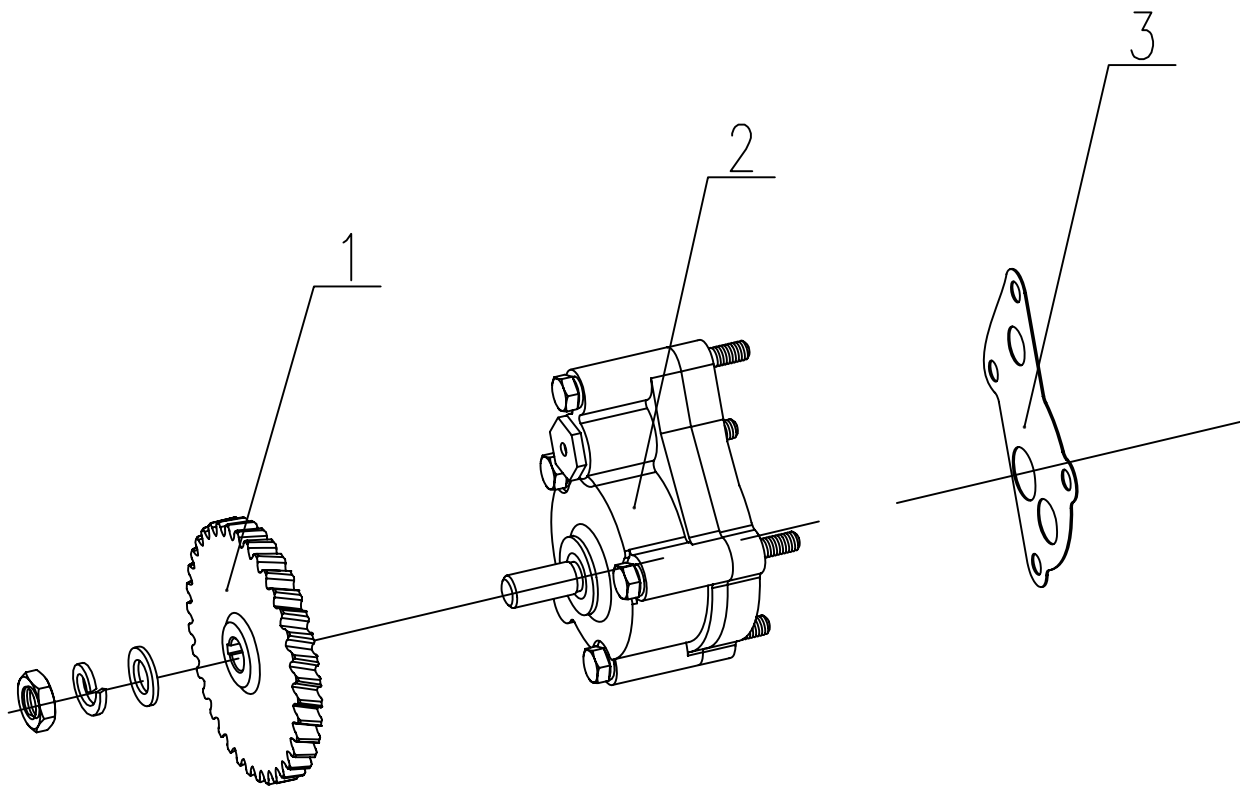


图10 机油泵总成

Fig.10 Oil Pump Assembly

40 机油泵总成 Lubricating Oil Pump Assembly (Fig.10)

| Ser.No. | Part No. | 名称及规格 | Name & Specifications | Quantity | Remarks |
|---------|----------------|-------|-----------------------|----------|---------|
| 1 | N85-13007(D) | 机油泵齿轮 | Oil pump gear | 1 | |
| 2 | N485Q-13200B-1 | 机油泵部件 | Oil pump | 1 | |
| 3 | N85-13003 | 机油泵垫片 | Oil pump gasket | 1 | |

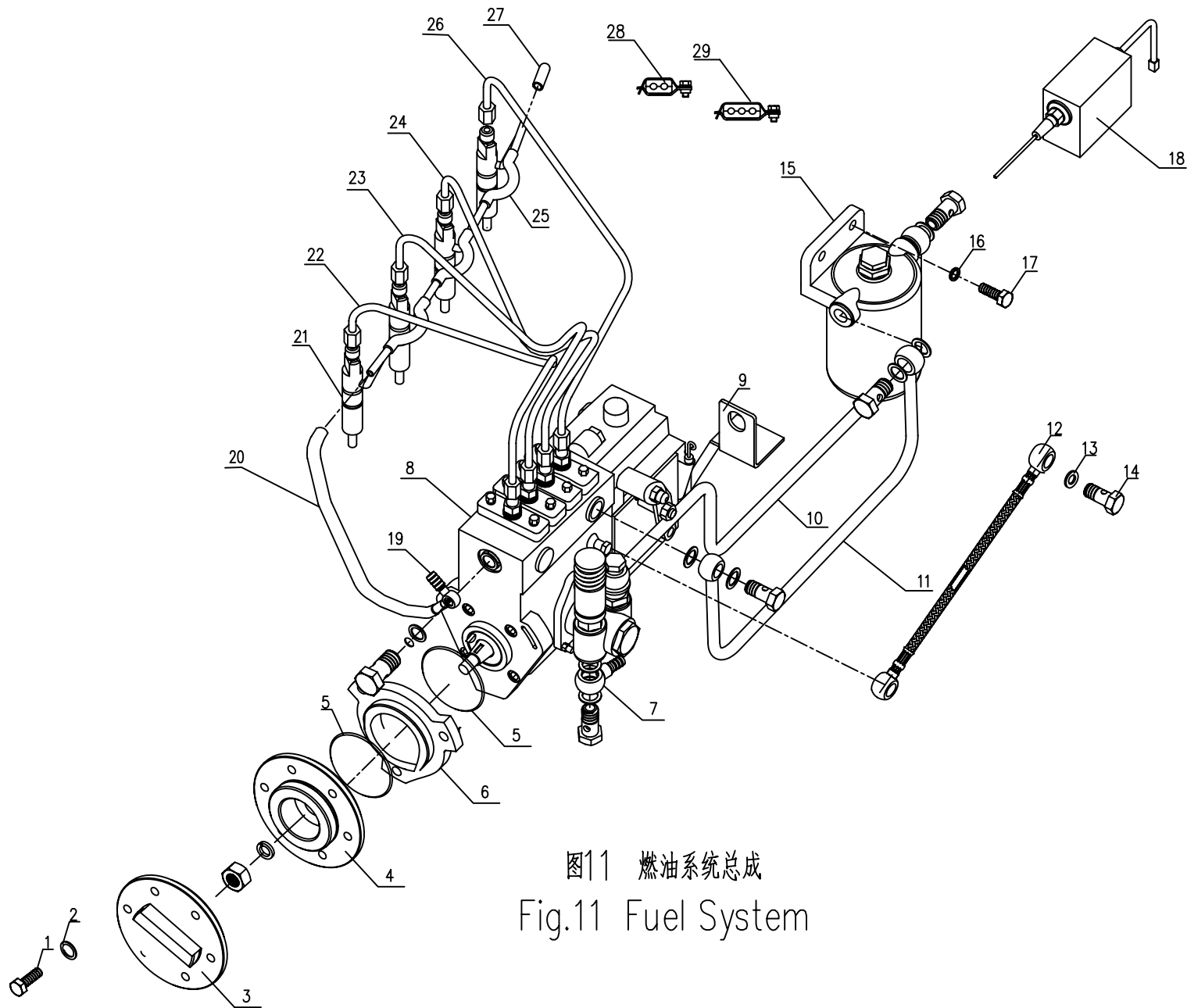


图11 燃油系统总成
Fig.11 Fuel System

41 燃油系统总成 Fuel System (Fig.11)

| Ser.No. | Part No. | 名称及规格 | Name & Specifications | Quantity | Remarks |
|---------|---------------------------|--------------|--|----------|---------|
| 1 | GB/T5782-2000-M6×25 | 螺栓M6×25 | Bolt M6×25 | 6 | |
| 2 | GB/T859-1987-6 | 垫圈6 | Washer 6 | 6 | |
| 3 | N85T-32001D | 联接盘 | Injection adapter | 1 | |
| 4 | N85Q-18005 | 喷油泵正时齿轮连接盘 | Injection pump timing gear adapter | 1 | |
| 5 | GB/T3452.1-2005-77.5×2.65 | O形圈77.5×2.65 | Oil seal 77.5×2.65 | 2 | |
| 6 | 4L68-180003 | 喷油泵垫块 | Injection pump end cover | 1 | |
| 7 | N85-15500(A) | 输油泵进油管接头部件 | Fuel feed pump inlet connection | 1 | |
| 8 | 4G33-181000 | 喷油泵部件 | Injection pump | 1 | |
| 9 | N485Q-18007B-1 | 熄火拉丝支架 | Electronic flame support | 1 | |
| 10 | N485-15400 | 输油泵出油管部件 | Fuel feed pump outlet pipe | 1 | |
| 11 | N485-15300 | 滤清器出油管部件 | Fuel filter outlet pipe | 1 | |
| 12 | 4G33-182000 | 喷油泵机油管部件 | Injection pump oil pipe | 1 | |
| 13 | JB/T6013-2000-8 | 垫圈8 | Washer 8 | 2 | |
| 14 | JB/T6013-2000-M8×1 | 铰接螺栓M8×1 | Bolt M8×1 | 1 | |
| 15 | N485-28000B | 柴油滤清器总成 | Fuel filter | 1 | |
| 16 | GB/T859-1987-8 | 垫圈8 | Washer 8 | 2 | |
| 17 | GB/T5782-2000-M8×25 | 螺栓M8×25 | Bolt M8×25 | 2 | |
| 18 | 4L68-184000A-1 | 电熄火器总成 | Electronic flame | 1 | |
| 19 | 4L68-151000-3 | 喷油器回油管接头部件 | Injector fuel return pipe part | 1 | |
| 20 | 4L68-150003 | 回油总管 | Fuel return main pipe | 4 | |
| 21 | 4L68-250000 | 喷油器部件 | Injector | 1 | |
| 22 | 4G33-141000 | 第一缸高压油管部件 | 1 st cylinder high pressure fuel pipe | 1 | |
| 23 | 4G33-142000 | 第二缸高压油管部件 | 2 nd cylinder high pressure fuel pipe | 1 | |
| 24 | 4G33-143000 | 第三缸高压油管部件 | 3 rd cylinder high pressure fuel pipe | 1 | |
| 25 | 4L68-150002 | 回油管 φ6×2×110 | Fuel return pipe φ6×2×110 | 3 | |

41 燃油系统总成 Fuel System (Fig.11)

续表

| Ser.No. | Part No. | 名称及规格 | Name & Specifications | Quantity | Remarks |
|---------|---------------|-----------|--|----------|---------|
| 26 | 4G33-144000 | 第四缸高压油管部件 | 4 th cylinder high pressure fuel pipe | 1 | |
| 27 | 4L68-150001-3 | 喷油器回油套 | Injector fuel return cover | 1 | |
| 28 | 4L88-145000 | 二孔夹箍部件 | Clamp parts with two holes | 2 | |
| 29 | 4L88-146000 | 三孔夹箍部件 | Clamp parts with three holes | 1 | |

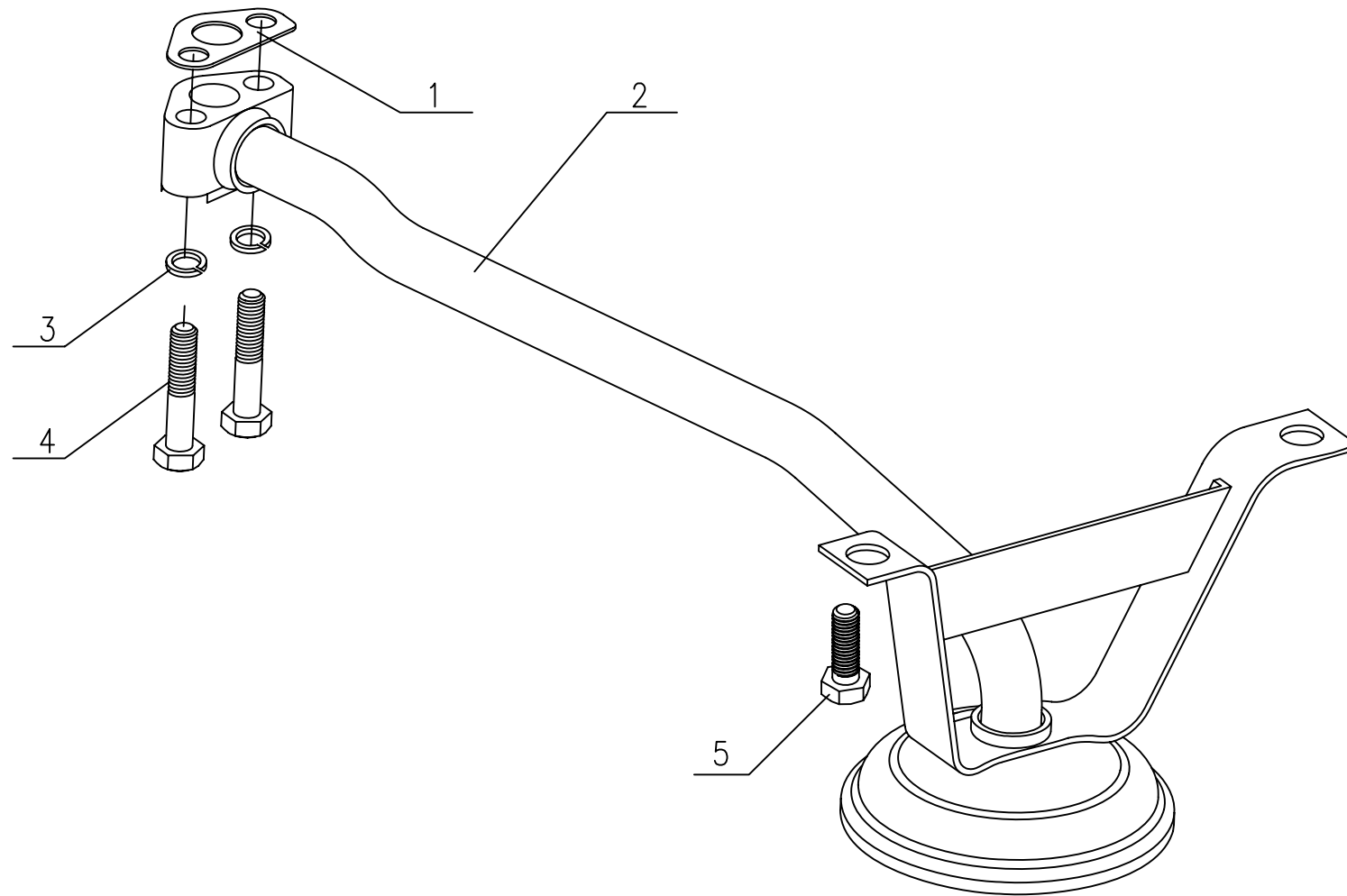


图12 机油集滤器总成

Fig.12 Oil Suction Strainer Assembly

42 机油集滤器总成 Oil Suction Strainer Assembly (Fig.12)

| Ser.No. | Part No. | 名称及规格 | Name & Specifications | Quantity | Remarks |
|---------|----------------------|---------|-----------------------|----------|---------|
| 1 | ZN490T-160002 | 垫片 | Gasket | 1 | |
| 2 | ZN490T-161000 | 机油集滤器总成 | Oil suction strainer | 1 | |
| 3 | GB/T859-1987-8 | 垫圈 8 | Washer 8 | 2 | |
| 4 | GB/T5782-2000- M8×35 | 螺栓M8×35 | Bolt M8×35 | 2 | |
| 5 | GB/T5783-2000- M8×16 | 螺栓M8×16 | Bolt M8×16 | 2 | |

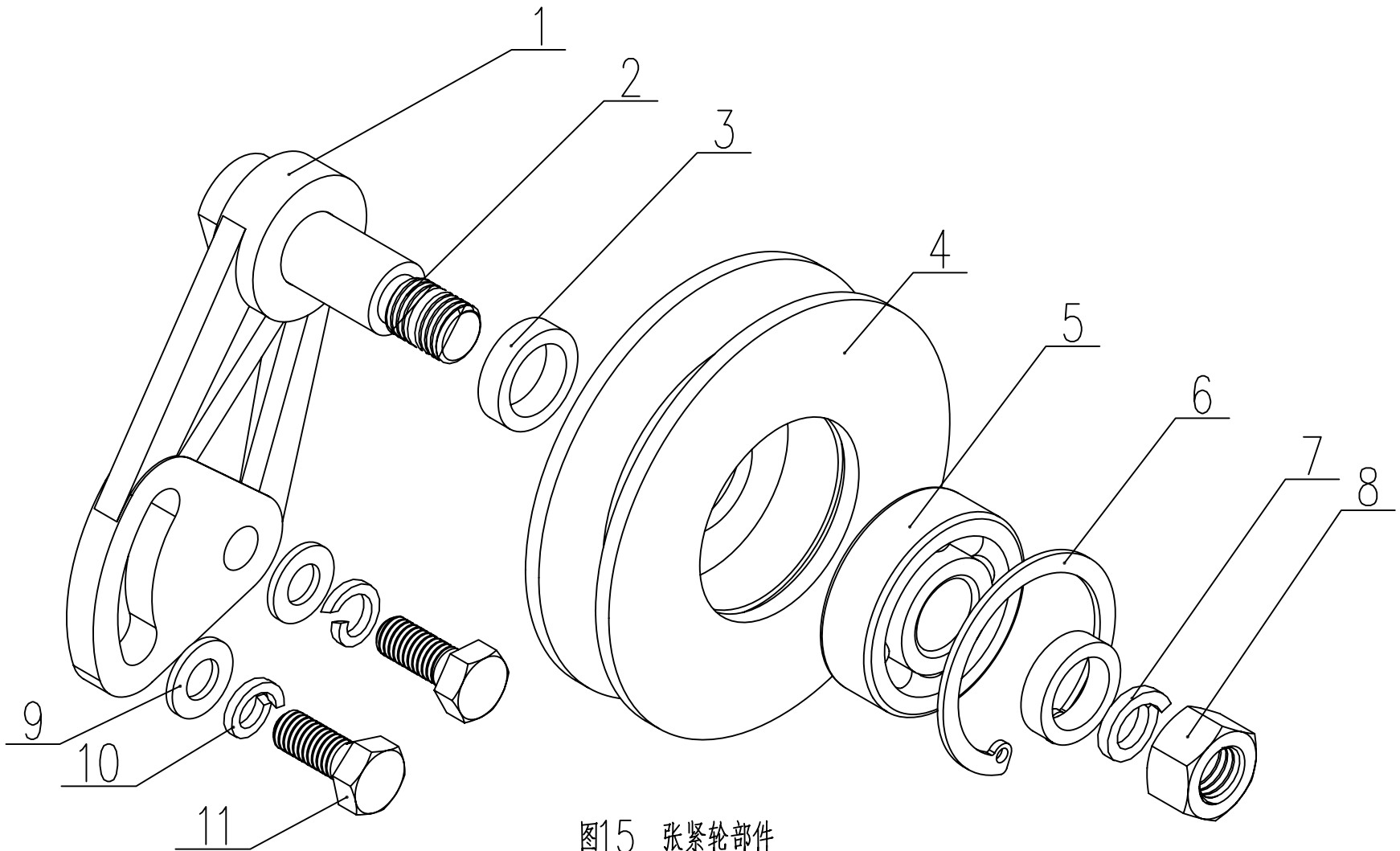


图15 张紧轮部件
Fig.15 Tension Pulley Assembly

43 张紧轮部件 Tension pulley assembly (Fig.13)

| Ser.No. | Part No. | 名称及规格 | Name & Specifications | Quantity | Remarks |
|---------|------------------------|-------------|------------------------|----------|---------|
| 1 | N390T-21002 | 张紧轮支架 | Tension pulley bracket | 1 | |
| 2 | N390T-21004 | 张紧轮轴 | Tension pulley shaft | 1 | |
| 3 | N390T-21003 | 套圈 | Bush ring | 2 | |
| 4 | N390T-21001 | 张紧轮 | Tension pulley | 1 | |
| 5 | GB/T276-1994-6302E-2RS | 轴承6302E-2RS | Bearing 6302E-2RS | 1 | |
| 6 | GB/T893.1-1986-42 | 挡圈42 | Thrust ring 42 | 1 | |
| 7 | GB/T93-1987-12 | 垫圈12 | Washer 12 | 1 | |
| 8 | GB/T6170-2000-M12 | 螺母M12 | Nut M12 | 1 | |
| 9 | GB/T97.1-1985-8 | 垫圈8 | Washer 8 | 2 | |
| 10 | GB/T/T93-1987-8 | 垫圈8 | Washer 8 | 2 | |
| 11 | GB/T5783-2000-M8×20 | 螺栓M8×20 | Bolt M8×20 | 2 | |

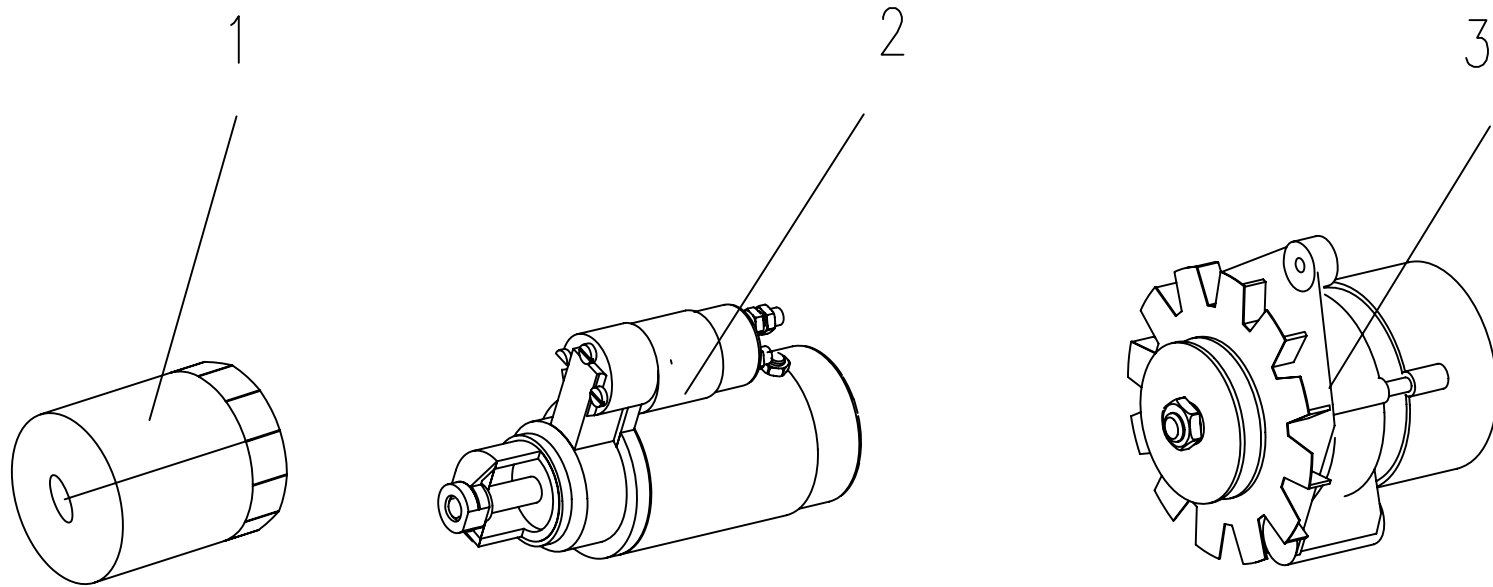


图14 机滤、发电机、起动电机

Fig.14 Oil Filter/Generator/Starting Motor

44 机滤、发电机、起动电机 Oil Filter/Air Filter/Generator/Starting Motor/Silencer (Fig. 14)

| Ser.No. | Part No. | 名称及规格 | Name & Specifications | Quantity | Remarks |
|---------|--------------|---------|------------------------|----------|---------|
| 1 | 4G33-260000 | 机油滤清器部件 | Lubricating oil filter | 1 | |
| 2 | 4G33T-300000 | 起动电机总成 | Starting motor | 1 | |
| 3 | N485Q-29000 | 发电机总成 | Charging generator | 1 | |

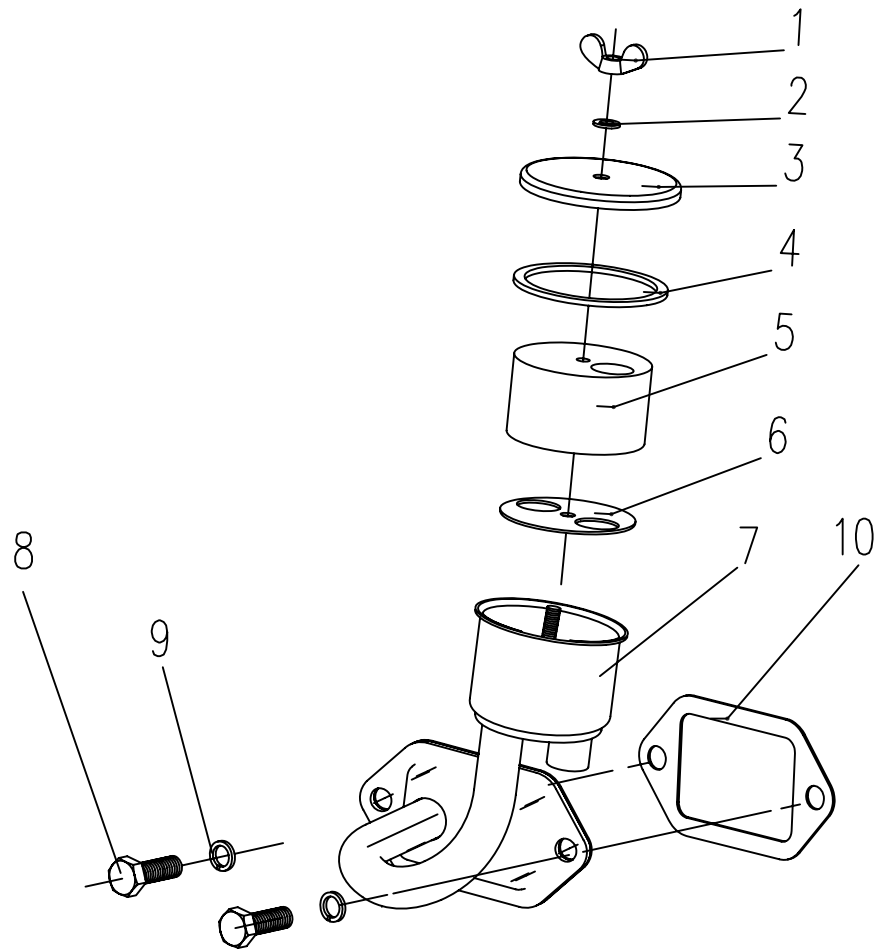


图15 呼吸器总成

Fig.15 Breather Assembly

45 呼吸器总成 Breather Assembly (Fig.13)

| Ser.No. | Part No. | 名称及规格 | Name & Specifications | Quantity | Remarks |
|---------|---------------------|---------|----------------------------|----------|---------|
| 1 | GB62-88-M5 | 螺母M5 | Nut M5 | 1 | |
| 2 | GB/T97.1-1985-5 | 垫圈5 | Washer 5 | 1 | |
| 3 | N85-19001 | 呼吸器盖 | Breather cover | 1 | |
| 4 | N85-19002 | 密封垫圈 | Seal ring | 1 | |
| 5 | N85-19003 | 滤网 | Cartridge | 1 | |
| 6 | N85-19004 | 网挡 | Cartridge retainer | 1 | |
| 7 | N390T-19100B | 呼吸器体焊合件 | Breather body | 1 | |
| 8 | GB/T5783-2000-M8×16 | 螺栓M8×16 | Bolt M8×16 | 2 | |
| 9 | GB/T859-1987-8 | 垫圈8 | Washer 8 | 2 | |
| 10 | N85-19005 | 推杆室盖垫片 | Push rod case cover gasket | 1 | |



NO.DF504G3-E-2018EC

Version: NO.00.00.00

First Print: September 2018

CHANGZHOU DONGFENG AGRICULTURAL MACHINERY GROUP CO.,LTD.

Add: No.328, Xinye Road, Xinzha Town,Zhonglou District, Changzhou, Jiangsu, China

Tel:086-0519-83256666

Fax: 0086 519 83261722

Postcode: 213012

E-mail: sales@df-tractor.com

[Http://www.df-tractor.com](http://www.df-tractor.com)