

PARTS CATALOG

DONG FENG TRACTOR

- ★ DF244
- ★ DF250
- ★ DF254
- ★ DF300A
- ★ DF304A



目录 CONTENT

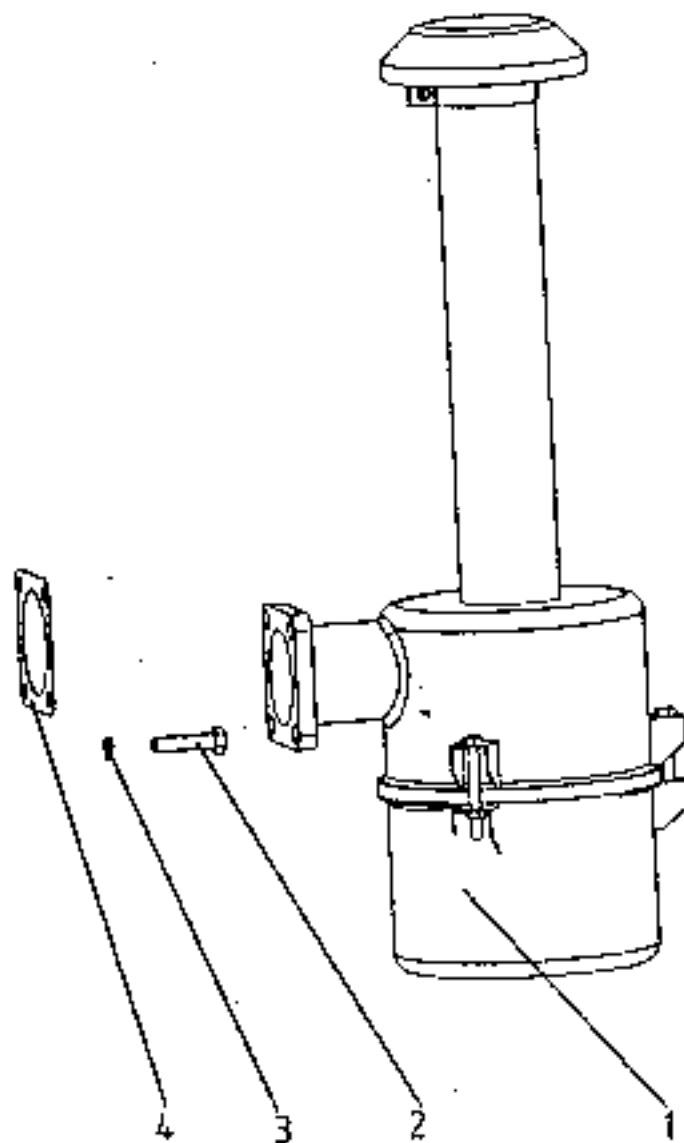
1.A	空滤器总成 Air filter (for KM385BT Diesel Engine)	1
1.B	空滤器总成 (干式) Air Filter (Dry type) (for KM385BT Diesel Engine)	3
1.C	空滤器总成 Air filter (for ZN390T Diesel Engine)	5
1.D	空滤器总成 (干式) Air Filter (Dry type) (for ZN390T Diesel Engine)	7
2.A	散热器总成 Radiator (for KM385BT Diesel Engine)	9
2.B	散热器总成 Radiator (for ZN390T Diesel Engine)	11
3	油门操纵机构总成 Throttle Control Mechanism	13
4	离合器总成 Clutch	16
5	排气管总成 Exhaust Pipe	19
6.A	机架总成 Frame (for KM385BT Diesel Engine)	21
6.B	机架总成 Frame (for ZN390T Diesel Engine)	23
7.A.1	前驱动桥总成 (中) Front Driving Axle (Middle) (for Tyre 6.00-16)	25
7.A.2	前驱动桥总成 (左边减速) Front Wheel Drive Axle (Left Side-Slowdown) (for Tyre 6.00-16)	28
7.A.3	前驱动桥总成 (右边减速) Front Wheel Drive Axle (Right side-Slowdown) (for Tyre 6.00-16)	32
7.A.4	前驱动桥总成 (304.31.022-1 部件) Front Wheel Drive Axle (304.31.022-1 Assembly) (for 4WD)	36
7.A.5	前驱动桥总成 (304.31.014A 部件) Front Wheel Drive Axle (304.31.014A Assembly) (for 4WD)	38
7.B.1	前驱动桥总成 (中) Front Driving Axle (Middle) (for Tyre 6.50-16)	40
7.B.2	前驱动桥总成 (左边减速) Front Wheel Drive Axle (Left Side-Slowdown) (for Tyre 6.50-16)	43
7.B.3	前驱动桥总成 (右边减速) Front Wheel Drive Axle (Right side-Slowdown) (for Tyre 6.50-16)	47
7.C	前轴总成 Front Axles	52
7.D	前轴总成 Front Axles	55
7.E	前轴总成 Front Axles	59
8.A	前驱动轮总成 Front Drive Wheel	63
8.B	导向轮总成 Guide Wheel	65
8.C	前驱动轮总成 Front Drive Wheel	67
9.A	驱动轮总成 Drive Wheel	69
9.B	驱动轮总成 Drive Wheel	71

9.C	驱动轮总成 Drive Wheel	73
9.D	驱动轮总成 Drive Wheel	75
10.A	牵引装置总成 Drawbar	77
10.B	牵引装置总成 Drawbar	79
10.C	牵引装置总成 Drawbar	81
11	传动轴总成 Transmission Shaft	83
12.1	变速箱总成(A) Gearbox(A)	86
12.2	变速箱总成(B) Gearbox(B)	90
13.1	后桥总成(A) Rear Axle(A)	93
13.2	后桥总成(B) Rear Axle(B)	96
13.3	差速锁总成 Differential Lock	99
14	最终传动总成 Final Transmission	101
15.1.A	液压转向系统总成 Full Hydraulic Power Steering Gear (for KM385BT Diesel Engine)	103
15.1.B	液压转向系统总成 Full Hydraulic Power Steering Gear (for ZN390T Diesel Engine)	106
15.1.C	转向器总成 Steering Gear	109
15.2.A	油缸拉杆总成 Cylinder Rod Assembly	112
15.2.B	油缸拉杆总成 Cylinder Rod Assembly	114
16	动力输出总成 PTO	116
17	分动箱总成 Transfer Case	120
18.1	蹄式制动器操纵机构总成 Shoe Brake Operation Mechanism	123
18.2	蹄式制动器总成 Shoe Brake	126
19	座椅总成 Seat	128
20	安全架总成 Safety Frame	130
21	机罩仪表罩总成 Hood and Panel	132
22.A	电气系统总成 Electrical System	135
22.B	电气系统总成 Electrical System	138
23	工具箱总成 Toolbox	141
24	燃油箱总成 Fuel Tank	143
25.A	地板挡泥板总成 Foot Mud Shields Rest	146

25.B	地板挡泥板总成 Foot Mud Shields Rest	150
26.1	分配器总成 Hydraulic Oil Distributor	154
26.2	提升器总成 Hydraulic Power Lift	157
27.A	悬挂装置总成 Suspension Mechanism	160
27.B	悬挂装置总成 Suspension Mechanism (Optional)	163
28.A	油泵、滤油器、油管总成 Oil Pump, Filter, Pipe and Fittings (for KM385BT Diesel Engine)	166
28.B	油泵、滤油器、油管总成 Oil Pump, Filter, Pipe and Fittings (for ZN390T Diesel Engine)	169
29	多路阀液压输出系统总成 Sandwich Multiole Control Valve	172
30	前配重总成 Front Balance Weight	174
31.A	前置式挂车气刹装置总成 Air Brake Installations for Trailer (Optional)	176
31.B	前置式挂车气刹装置总成 Air Brake Installations for Trailer (Optional)	178
32	遮阳篷总成 Sunshade(Optional)	181

1. A 空滤器总成 Air Filter
(for KM385BT Diesel Engine)

200.00.011A

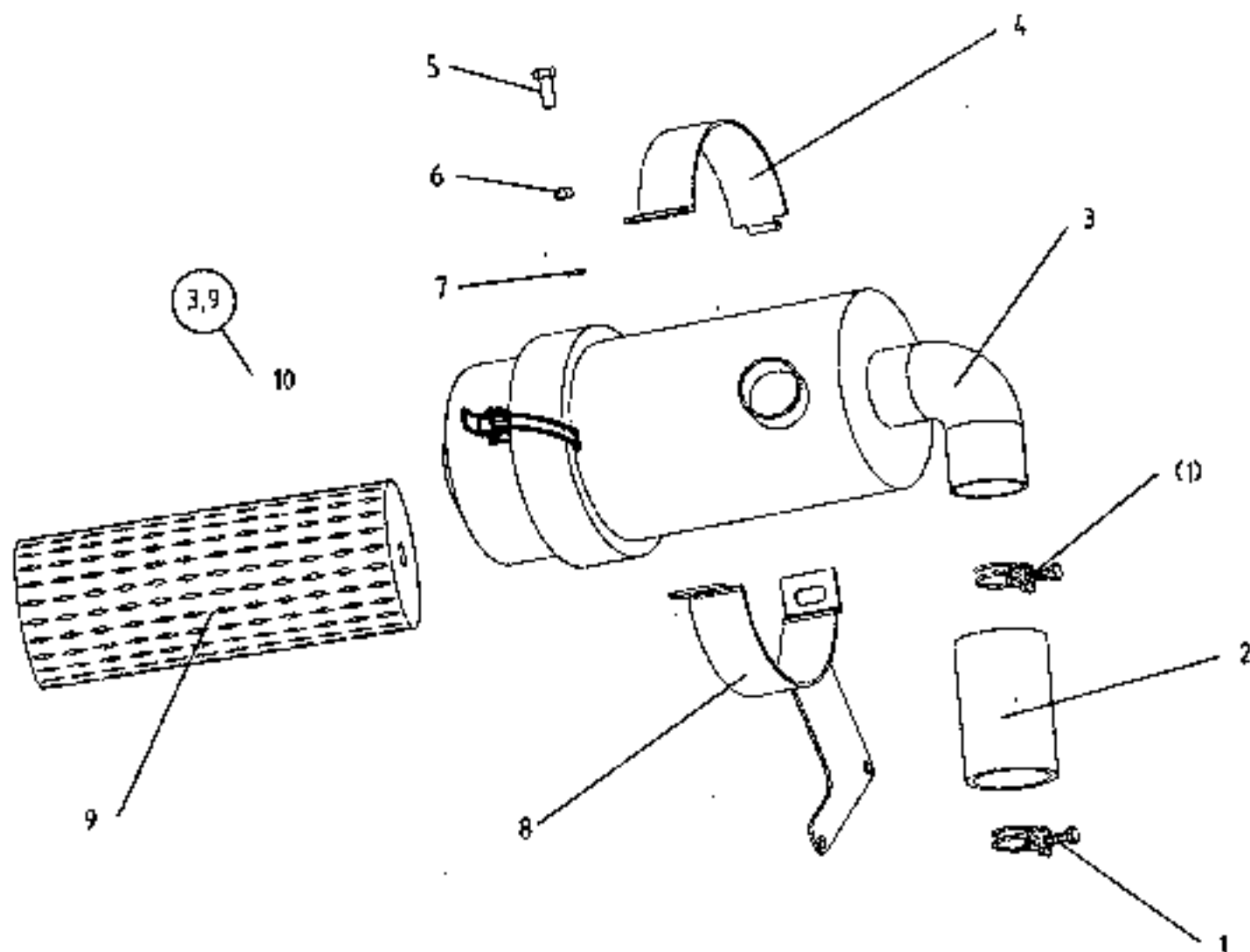


1.A 空滤器总成 Air Filter

Ser No.	Part No.	名称及规格	Name & Specifications	Quantity	Remarks
1	200.00.011A	空气滤清器	Air filter	1	
2	GB/T5783-2000-M8×25	螺栓 M8×25	Hex. head bolt M8×25	4	
3	GB/T93-1987-8	垫圈 8	Spring lock washer 8	4	
4	300.10.101	进气管纸垫	Paper gasket	1	

1.B 空滤器总成(干式) Air Filter(Dry Type) (for KM385BT Diesel Engine)

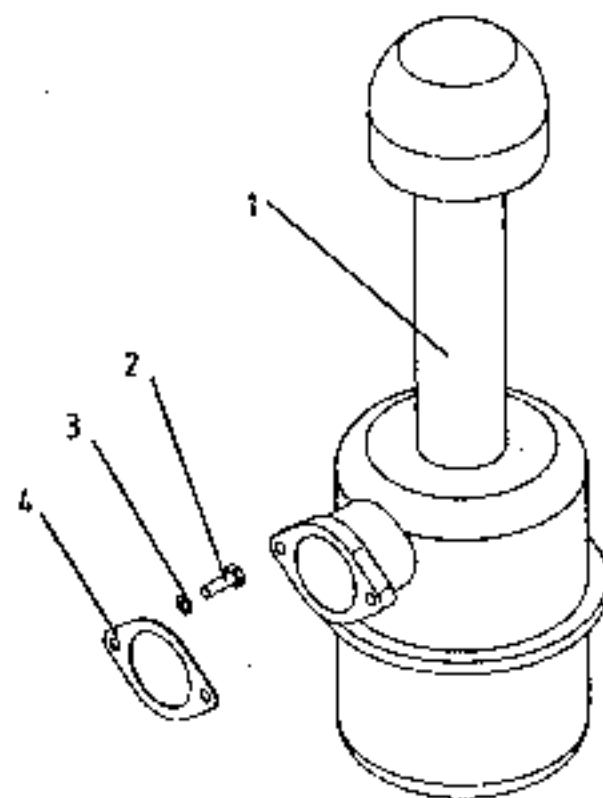
250D.10.001-1



1.B 空滤器总成(干式) Air Filter(Dry Type)

Ser.No.	Part No.	名称及规格	Name & Specifications	Quantity	Remarks
1	200.00.014	卡箍	Clip	2	
2	250D.10.102A	进气管	Air pipe inlet	1	
3		空气滤清器壳体	Air filter rind	1	
4	200.00.101	空滤器支架活动板	Clamping piece, bracket	1	
5	GB/T5783-2000-M8×25	螺栓 M8×25	Hex.head bolt M8×25	2	
7	GB/T6170-2000-M8	螺母 M8	Hex. Nut M8	2	
6	GB/T93-1987-8	垫圈 8	Spring lock washer 8	2	
8	250D.10.011	空滤器支架焊合件	Air filter bracket	1	
9	KW1025	滤芯	filter screen	1	
10	200.00.013-1	空气滤清器	Air filter	1	

1.C 空滤器总成 Air Filter
(for ZN390T Diesel Engine)
350.10.001

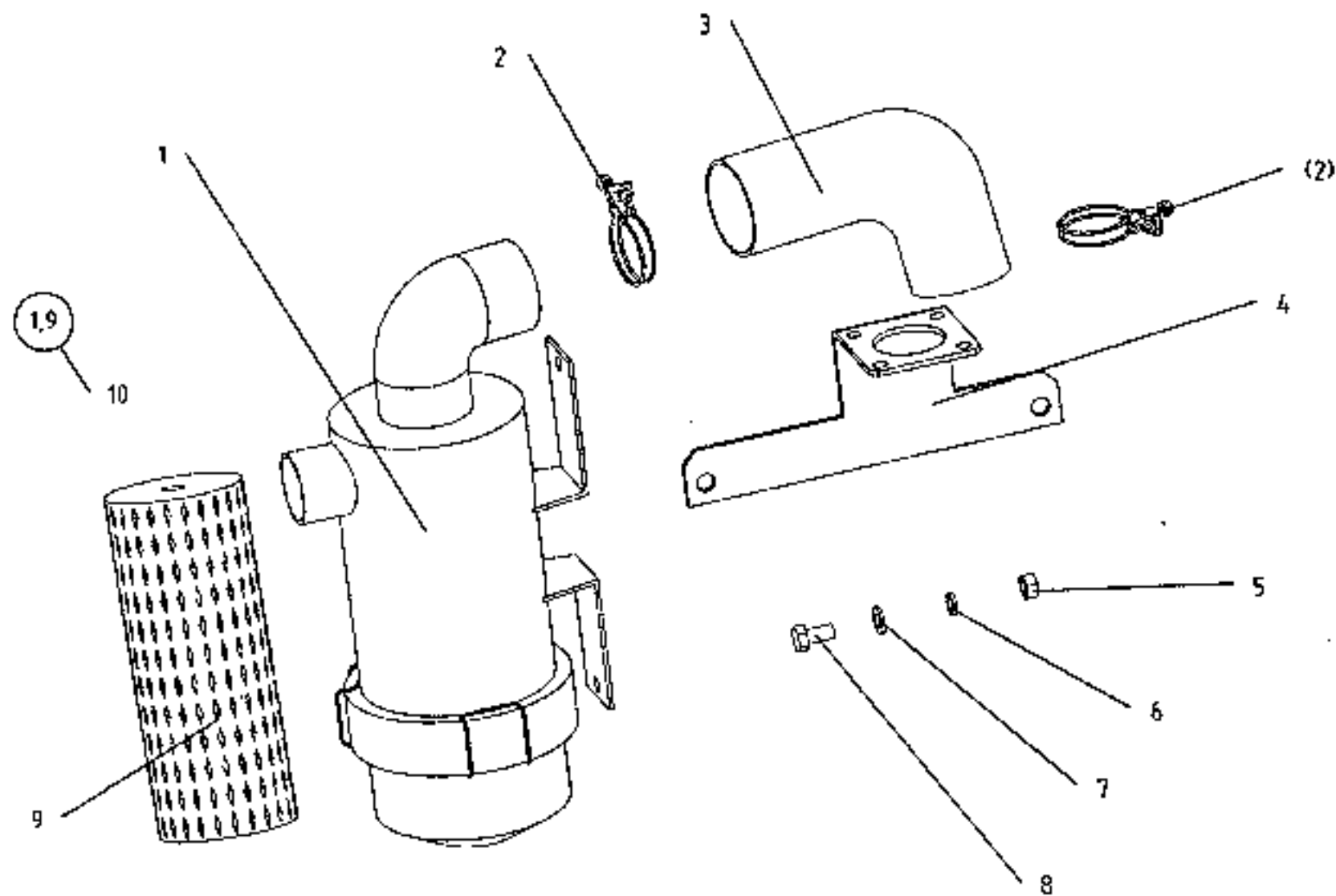


1.C 空滤器总成 Air Filter

Ser.No.	Part No.	名称及规格	Name & Specifications	Quantity	Remarks
1	350.10.011	空滤器	Air filter	1	
2	GB/T5783-2000-M8×25	螺栓 M8×25	Hex. head bolt M8×25	2	
3	GB/T93-1987-8	垫圈 8	Spring lock washer 8	2	
4	350.10.102	纸垫	Paper gasket	1	

1.D 空滤器总成(干式) Air Filter(Dry type) (for ZN390T Diesel Engine)

300.10B.001

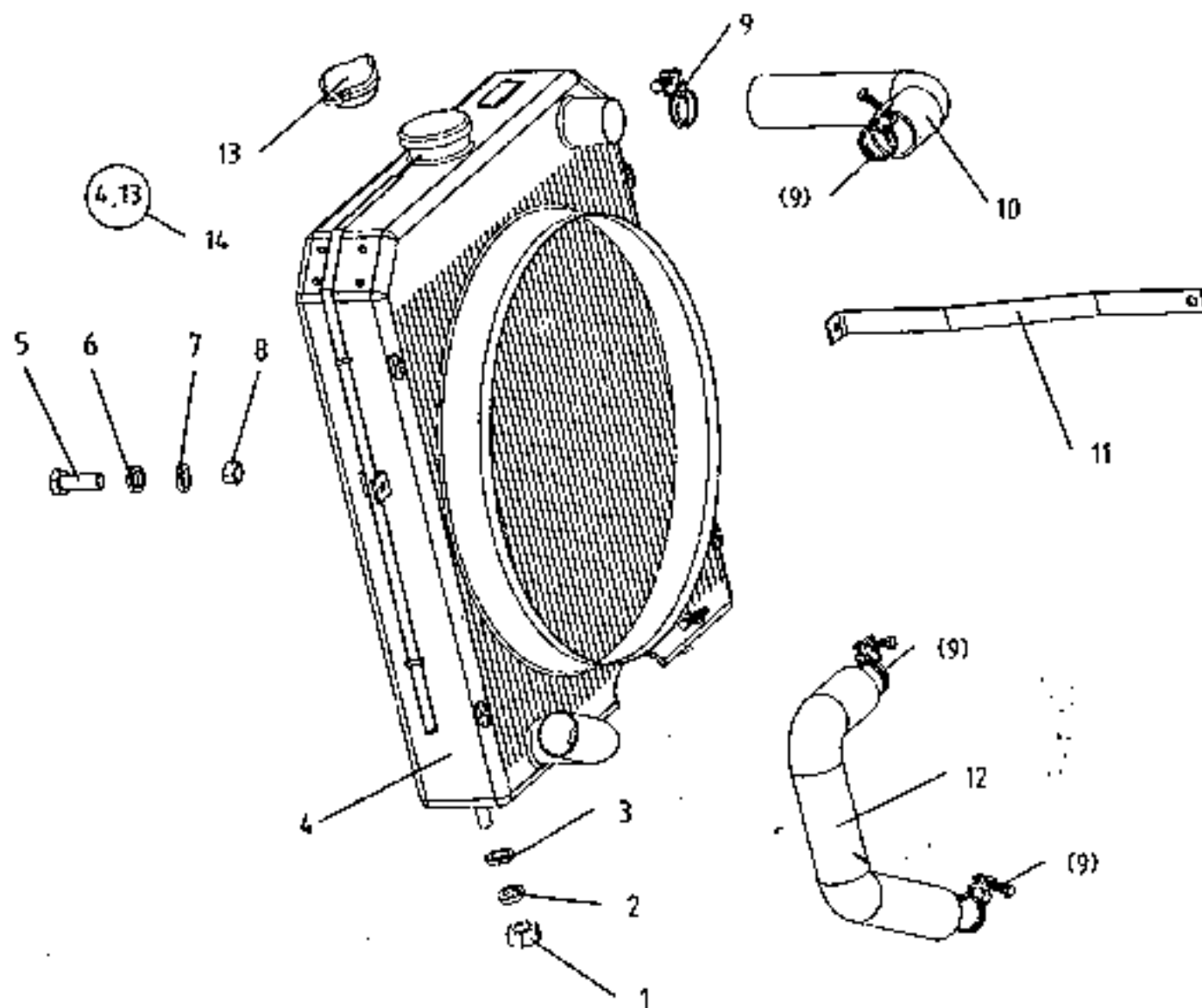


1.D 空滤器总成 (干式) Air Filter (Dry type)

Ser.No.	Part No.	名称及规格	Name & Specifications	Quantity	Remarks
1		空气滤清器壳体	Air filter rind	1	
2	JB/T8870-1999-64-76	喉箍 (64-76)	Clip (64-76)	2	
3	300.10B.113	进气管	Air pipe	1	
4	300.10B.111-1	空滤器支架	Air filter bracket	1	
5	GB/T6170-2000- M10	螺母 M10	Hex. nut M10	2	
6	GB/T93-1987-10	垫圈 10	Spring lock washer 10	2	
7	GB/T97.1-2002 -10	垫圈 10	Spring lock washer 10	2	
8	GB/T5783-2000- M10×20	螺栓 M10×20	Hex. Head bolt M10×20	2	
9	KW1025	滤芯	filter screen	1	
10	350.10B.101-2	空气滤清器	Air filter (dry type)	1	

2. A 散热器总成 Radiator
(for KM385BT Diesel Engine)

254-5.13.001

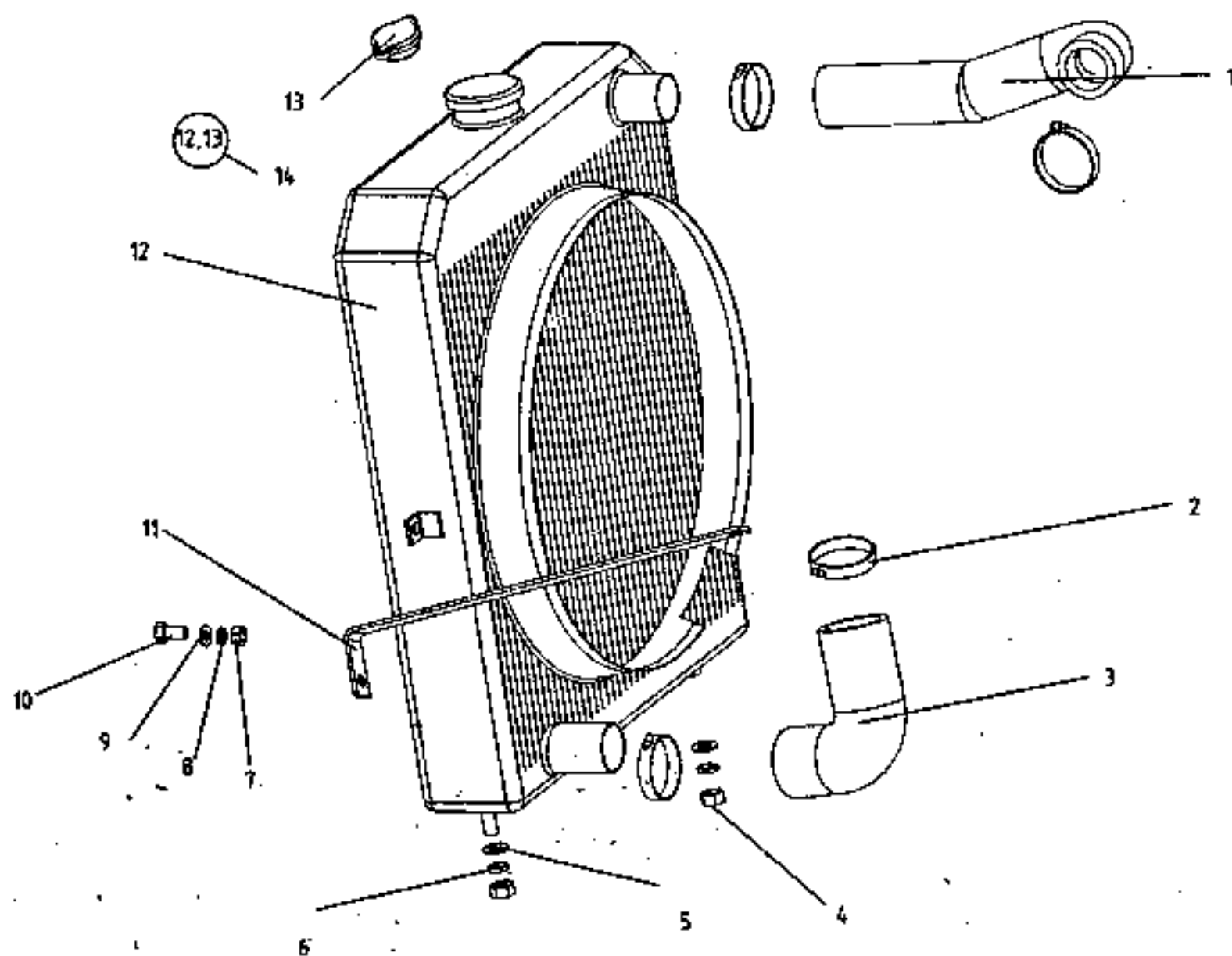


2.A 散热器总成 Radiator

Ser.No.	Part No.	名称及规格	Name & Specifications	Quantity	Remarks
1	GB/T6170-2000-M10	螺母 M10	Hex. nut M10	2	Optional
2	GB/T96-2002-10	垫圈 10	Plain lock washer10	2	
3	GB/T93-1987-10	垫圈 10	Spring lock washer10	2	
4		水箱	Radiator	1	
5	GB/T5783-2000-M6×20	螺栓 M6×20	Hex.head bolt M6×20	1	
6	GB/T93-1987-6	垫圈 6	Spring lock washer 6	1	
7	GB/T97.1-2002-6	垫圈 6	Spring lock washer6	1	
8	GB/T6170-2000-M6	螺母 M6	Hex. nut M6	1	
9	JB/T8870-1999-2A(45-52)	喉箍 2A(45-52)	Clip 2A (45-52)	4	
10	200.00.304-1	上输水胶管	Upper water hose	1	
11	254-5.13.101	水箱撑杆	Water tank support bar	1	
	254-10.13.101	水箱撑杆	Water tank support bar	1	
12	200.00.032-1	下输水胶管	Lower water hose	1	
13		水箱盖	Radiator cover	1	
14	254G2.13.013-1	水箱总成	Radiator	1	

2.B 散热器总成 Radiator
(for ZN390T Diesel Engine)

304-11.13.001



2.B 散热器总成 Radiator

Ser.No.	Part No.	名称及规格	Name & Specifications	Quantity	Remarks
1	354.13.101	上输水管	Upper water hose	1	
2	JB/T8870-1999-2A (35-51)	喉箍 2A (35-51)	Hose clamp 2A (35-51)	4	
3	304G2-6.13.103	下输水管	Lower water pipe hose	1	
4	GB/T6170-2000-M10	螺母 M10	Hex. nut M10	2	
5	GB/T96-2002-10	垫圈 10	Plain washer 10	2	
6	GB/T93-1987-10	垫圈 10	Spring lock washer 10	2	
7	GB/T6170-2000-M8	螺母 M8	Hex. nut M8	1	
8	GB/T93-1987-8	垫圈 8	Spring lock washer 8	1	
9	GB/T97.1-2002-8	垫圈 8	Plain washer 8	1	
10	GB/T5783-2000-M8×20	螺栓 M8×20	Hex. head bolt M8×20	1	
11	304-11.13.101	水箱支撑杆	Supporting rod, radiator	1	
12		散热器部件	Radiator	1	
13		水箱盖	Radiator cover	1	
14	304-11.13.011-1	水箱总成	Radiator	1	

3 油门操纵机构总成 Throttle Control Mechanism

Ser.No.	Part No.	名称及规格	Name & Specifications	Quantity	Remarks
1	254-11.20.012-(1275)	油门拉线组合件	Accelerograph pull weldment	1	for 385 engine
	404G2-6.20.012-(1300)	油门拉线组合件	Accelerograph pull weldment	1	for 390 engine
2	GB/T97.1-2002-6	垫圈 6	Plain washer 6	3	
3	GB/T91-2000-2×16	销 2×16	Split pin 2×16	4	
4	GB/T882-2000-B6×22	销轴 B6×22	Clevis pin with head B6×22	2	
5	254-11.20.015	手油门总成	Hand throttle	1	
6	550.20.015-1	摇臂焊合件	Rocker	1	
7	GB/T879-2000-5×20	销 5×20	Slotted spring pin 5×20	1	
8	550.20.123-1	手油门摇臂	Hand accelerograph rocker	1	
9	550.20.122-1	扭簧	Torsion coil spring	1	
10	550.20.121-1	油门支架	Bracket	1	
11	GB/T6170-2000-M8	螺母 M8	Hex.nut M8	2	
12	GB/T93-1987-8	垫圈 8	Spring lock washer 8	2	
13	GB/T97.1-2002-8	垫圈 8	Plain washer 8	2	
14	GB/T5783-2000-M8×25	螺栓 M8×25	Hex.head bolt M8×25	2	
15	254-11.20.031	脚油门踏杆焊合件	Pull-rod,pedal axes	1	
16	GB/T71-1985-M6×8	紧定螺钉 M6×8	Set screw	1	
17	404-11.20.016	油门踏板焊合件	Throttle lever	1	
18	550.20.120-1	橡胶帽	Rubber cap	2	
19	GB/T6172-2000-M8	螺母 M8	Hex.nut M8	2	
20	GB/T5781-2000-M8×40	螺栓 M8×40	Hex.head bolt M8×40	2	
21	GB4141.13-84-M5×16	把手 M5×16	Handle M5×16	1	
22	GB/T6170-2000-M5	螺母 M5	Hex.nut M5	1	
23	254-11.20.011	熄火拉杆焊合件	Stop control lever, engine	1	for 385 engine
	400B.20.011	熄火拉杆焊合件	Stop control lever, engine	1	for 390 engine

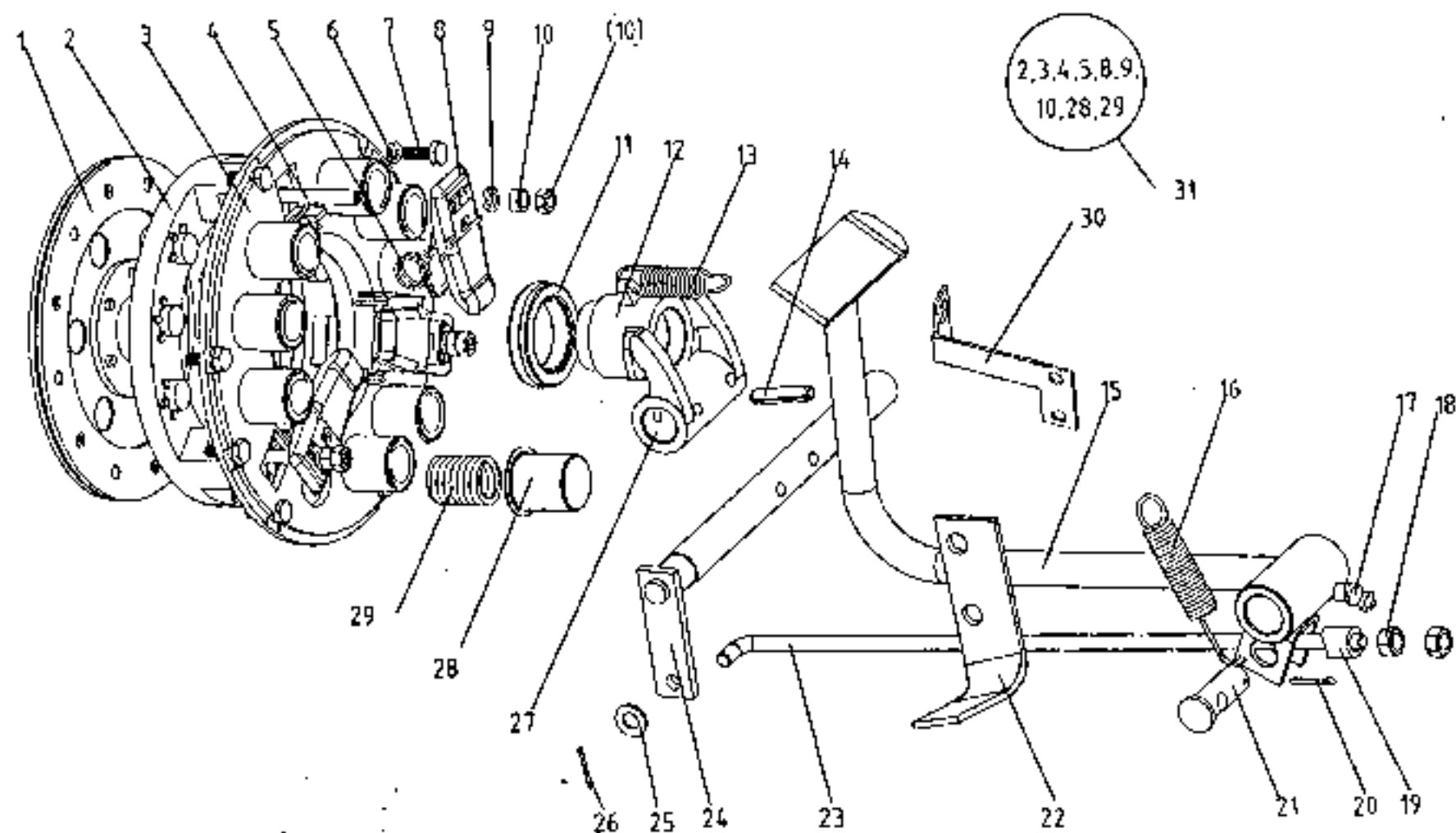
3 油门操纵机构总成 Throttle Control Mechanism

续表

Ser.No.	Part No.	名称及规格	Name & Specifications	Quantity	Remarks
24	254-11.20.102	熄火拉杆支撑板	Stop control lever support plate	1	
25	GB/T97.1-2002-5	垫圈 5	Plain washer 5	1	
26	254-11.20.014	脚油门踏杆总成	Foot throttle pedal assembly	1	

4 离合器总成 Clutch

254-11A. 21. 001



4 离合器总成 Clutch

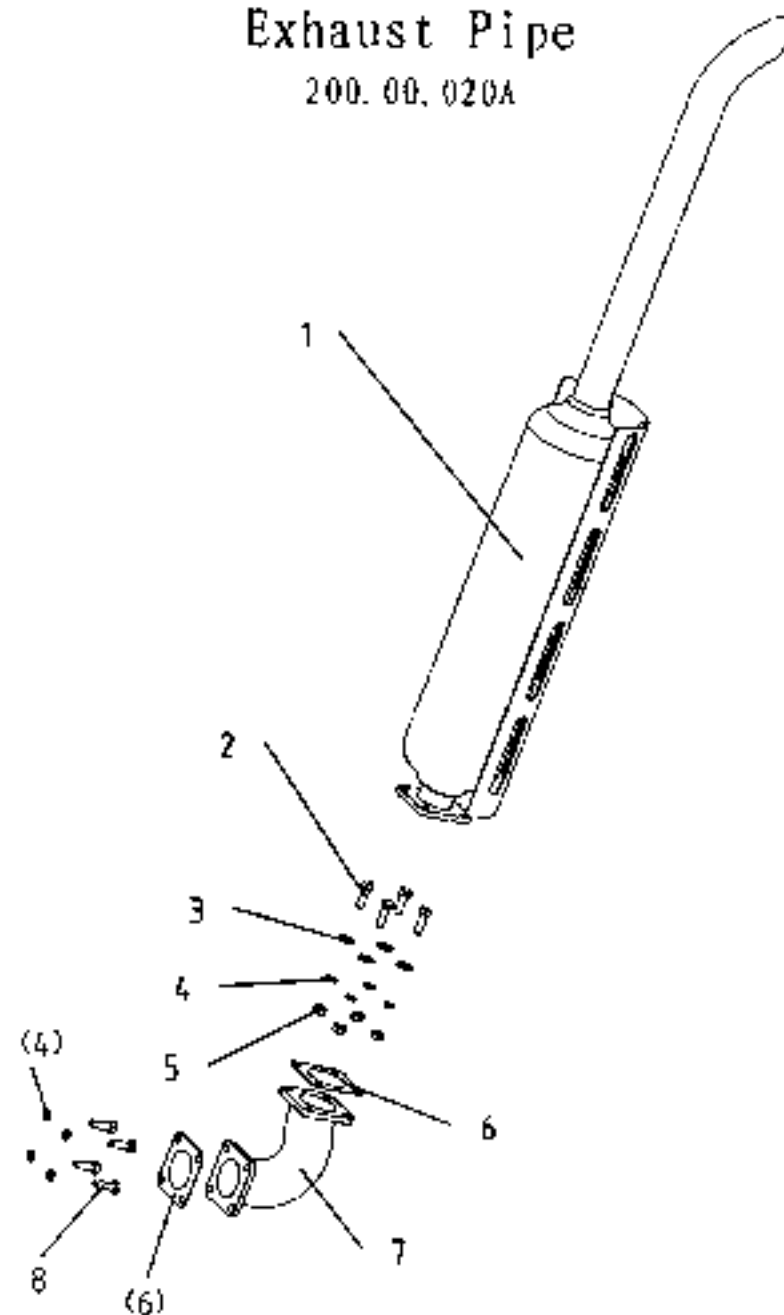
Ser.No.	Part No.	名称及规格	Name & Specifications	Quantity	Remarks
1	200.21.012	从动盘总成	Driven plate	1	Optional
	200.21.012A	从动盘总成	Driven plate	1	
2	200.21.101-1	离合器压盘	Pressure plate	1	
3	200.21.013	离合器盖铆合件	Clutch cover	1	
4	200.21.107-1	调整螺杆	Adjusting bolt	3	
5	200.21.113	扭簧	Wring spring	3	
6	GB/T93-1987-8	垫圈 8	Spring lock washer 8	6	
7	GB/T5783-2000-M8×20	螺栓 M8×20	Hex. head bolt M8×20	6	
8	200.21.114-1	分离杆	Release lever	3	
9	200.21.108-1	调整螺栓垫片	Adjusting shim	3	
10	GB/T6170-2000-M8	螺母 M8	Hex. nut M8	6	
11		滚动轴承 688908	Release bearing 688908	1	
12	200.21.115	分离轴承座	Release bearing seat	1	
13	200.21.116	回位弹簧	Return spring	1	
14	GB/T879.1-2000-8×35	销 8×35	Slotted spring pin 8×40	2	
15	254-11A.21.015	离合器踏杆总成	Clutch cover	2	
16	200.21.127-1	外回位弹簧	Return spring	1	
17	JB/T7940.2-1995-M10×1	油杯 45° M10×1	Angle grease nipple 45° M×1	1	
18	GB/T6170-2000-M10	螺母 M10	Hex. nut M10	2	
19	200.21.126	调整套	Ajusting sleeve	1	
20	GB/T91-2000-3.2×26	销 3.2×26	Split pin 3.2×26	1	
21	200.21.128	拉杆销	Pull-rod pin	1	
22	200.21.125-1	限位板	Pedal stop	1	
23	200.21.120	拉杆	Pull rod	1	
24	200.21.014	分离轴摇臂焊合件	Release pull rod	1	

4 离合器总成 Clutch

续表

Ser.No.	Part No.	名称及规格	Name & Specifications	Quantity	Remarks
	200.21.014A	分离轴摇臂焊合件	Release pull rod	1	Optional
25	GB/T97.1-2002	垫圈 10-140HV	Plain washer 10-140HV	1	
26	GB/T91-2000-2×20	销 2×20	Split pin 2×20	1	
27	200.21.119	分离拨叉	Release fork	1	
28	200.21.118	弹簧罩	Spring cover	9	
29	200.21.117	压盘弹簧	Platen spring	9	
30	200.21.130	安全开关支架	Safety switch bracket	1	
31	200.20.011	离合器盖压盘总成	Pressure plate assembly	1	

5 排气管总成
Exhaust Pipe
200.00, 020A

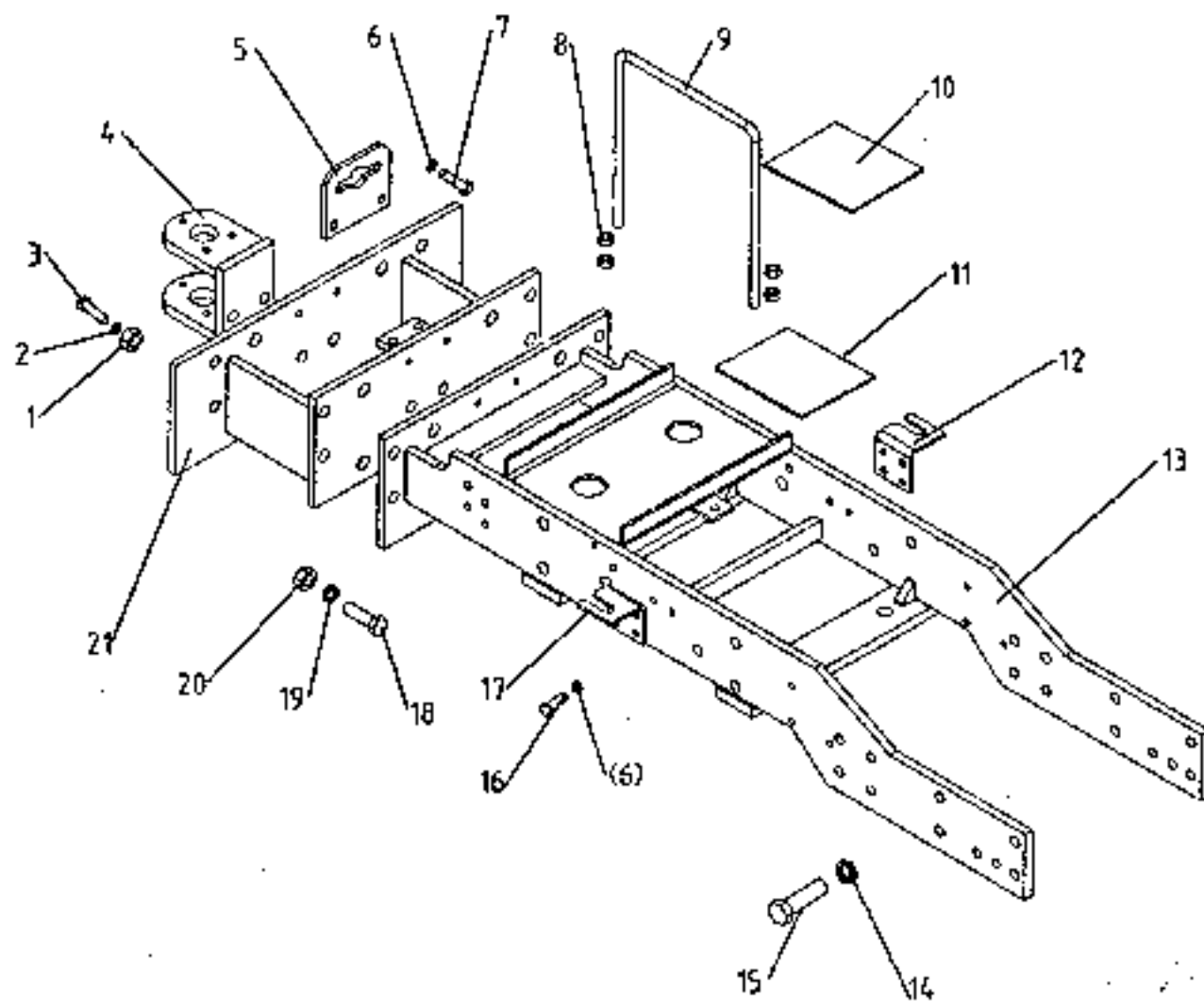


5 排气管总成 Exhaust Pipe

Ser.No.	Part No.	名称及规格	Name & Specifications	Quantity	Remarks
1	200.00.021A-1	排气管组合件	Exhaust pipe (Silencer)	1	
2	GB/T5783-2000-M8×30	螺栓 M8×30	Hex. head bolt M8×30	4	
3	GB/T97.1-2002-8	垫圈 8	Plain washer 8	4	
4	GB/T93-1987-8	垫圈 8	Spring lock washer 8	8	
5	GB/T6170-2000-M8	螺母 M8	Hex. Nut M8	4	
6	300.22.101	排气管纸垫	Paper gasket	2	
7	200.00.201-B	排气支管	Exhaust bent pipe	1	
8	GB/T5783-2000-M8×25	螺栓 M8×25	Hex. head bolt M8×25	4	

6.A 机架总成 Frame (for KM385BT Diesel Engine)

254-11.30.001/250-11A.30.001

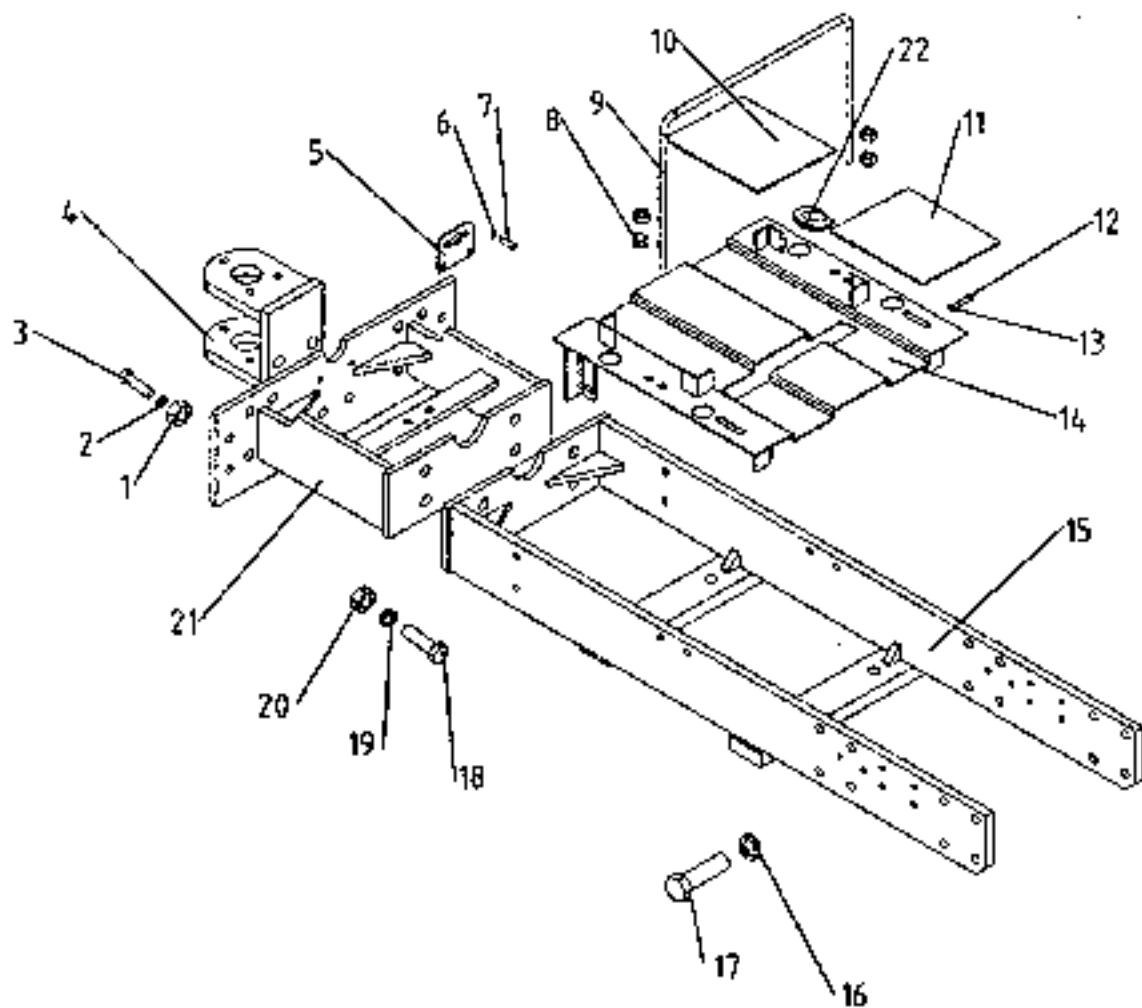


6.A 机架总成 Frame

Ser.No.	Part No.	名称及规格	Name & Specifications	Quantity	Remarks
1	GB/T6170-2000-M14	螺母 M14	Hex.nut M14	2	
2	GB/T93-1987-14	垫圈 14	Spring lock washer 14	2	
3	GB/T5783-2000-M14×45	螺栓 M14×45	Hex.head bolt M14×45	2	
4	300.73.011	牵引板焊合件	Drawbar frame	1	
5	250.30.116	手摇起动支承板	Starting crank gate	1	
6	GB/T93-1987-8	垫圈 8	Spring lock washer 8	6	
7	GB/T5783-2000-M8×16	螺栓 M8×16	Hex.head bolt M8×16	2	
8	GB/T6170-2000-M10	螺母 M10	Hex.nut M10	4	
9	254-11.30.102	U型螺栓	U model of bolt	1	
10	250-8.30.106	后橡胶垫	Rear rubber underlay	1	
11	250.30.103	蓄电池防护板	battery rubber safeguard	1	
12	250.30.105	右水箱支架	Right water tank bracket	1	
13	254-11.30.011	机架焊合件	Frame	1	for 4WD
	250-11A.30.011	机架焊合件	Frame	1	for 2WD
14	GB/T93-1987-12	垫圈 12	Spring lock washer 12	16	
15	GB/T5783-2000-M12×35	螺栓 M12×35	Hex.head bolt M12×35	16	8.8 level
16	GB/T5783-2000-M8×20	螺栓 M8×20	Hex.head bolt M8×20	4	
17	250.30.104	左水箱支架	Left water tank bracket	1	
18	GB/T5783-2000-M16×45	螺栓 M16×45	Hex.head bolt M16×45	4	8.8 level
19	GB/T93-1987-16	垫圈 16	Spring lock washer 16	4	
20	GB/T6170-2000-M16	螺母 M16	Hex.nut M16	4	8 level
21	254-11.30.012	配重架焊合件	Assistant weight support	1	

6. B 机架总成 Frame (for ZN390T Diesel Engine)

304A-11A. 30. 001/300A-11A. 30. 001/300A-11A. 30A. 001



6.B 机架总成 Frame

Ser.No.	Part No.	名称及规格	Name & Specifications	Quantity	Remarks
1	GB/T6170-2000-M14	螺母 M14	Hex.nut M14	2	
2	GB/T93-1987-14	垫圈 14	Spring lock washer 14	2	
3	GB/T5783-2000-M14×45	螺栓 M14×45	Hex.head bolt M14×45	2	
4	300.73.011	牵引板焊合件	Drawbar frame	1	
5	250.30.116	手摇起动支承板	Starting crank gate	1	
6	GB/T93-1987-8	垫圈 8	Spring lock washer 8	6	
7	GB/T5783-2000-M8×16	螺栓 M8×16	Hex.head bolt M8×16	2	
8	GB/T6170-2000-M10	螺母 M10	Hex.nut M10	4	
9	304A-11A.30.101	U型螺栓	U model of bolt	1	
10	250-8.30.107	上橡胶垫	Rubber underlay	1	
11	300.47.143	电瓶垫	battery underlay	1	
12	GB/T5783-2000-M10×20	螺栓 M10×20	Hex.head bolt M10×20	4	
13	GB/T93-1987-10	垫圈 10	Spring lock washer 10	4	
14	304A-11A.30.013	电瓶水箱托架焊合件	Battery and water tank bracket	1	
15	304A-11A.30.011	机架焊合件	Frame	1	for 4WD
	300A-11A.30.011	机架焊合件	Frame	1	2WD Hydraulic Steer
	300A-11A.30A.011	机架焊合件	Frame	1	2WD Machine Steer
16	GB/T93-1987-12	垫圈 12	Spring lock washer 12	16	
17	GB/T5783-2000-M12×35	螺栓 M12×35	Hex.head bolt M12×35	16	8.8 level
18	GB/T5783-2000-M16×45	螺栓 M16×45	Hex.head bolt M16×45	4	8.8 level
19	GB/T93-1987-16	垫圈 16	Spring lock washer 16	4	
20	GB/T6170-2000-M16	螺母 M16	Hex.nut M16	4	8 level
21	304A-11A.30.012	配重架焊合件	Assistant weight support	1	
22	550-1.47.104	电瓶线护圈	Guard ring	1	

7.A.1 前驱动桥总成(中) Front Wheel Drive Axle (Middle) (for Tire 6.00-16)

Ser.No.	Part No.	名称及规格	Name & Specifications	Quantity	Remarks
1	GB/T5783-2000-M6×12	螺栓 M6×12	Hex. head bolt M6×12	4	
2	GB/T93-1987-6	垫圈 6	Spring lock washer 6	4	
3	JB/T7940.1-1995-M10×1	油杯 M10×1	Grease cup M10×1	2	
4	304.31.019	前支座端盖组合作	End cover of front pedestal	1	
5	304.31.122	端盖垫片	End cover gasket	1	
6	GB/T6170-2000-M16	螺母 M16	Hex. nut M16	4	
7	GB/T93-1987-16	垫圈 16	Spring lock washer 16	4	
8	304.31.220-2	前支座	Front pedestal	1	
9	GB/T27-1988-M16×65	螺栓 M16×65	Hex. head bolt M16×65	4	
10	304.31.219-1	前支座衬套	Front pedestal bush	1	
11	304.31.123-1	前摆轴垫片	Shims for front swing axle	one set	One pcs for each size
12	GB/T3452.1-1992-65×2.65	O形圈 65×2.65	O-ring seal 65×2.65	1	
13	QT/C388-1999-24	碗形塞片 24	Casing cap	1	
14	GB/T5786-2000-M12×1.5×35	螺栓 M12×1.5×35	Hex. head bolt M12×1.5×35	8	
15	GB/T93-1987-12	垫圈 12	Spring lock washer 12	24	
16	304.31.124-2	前摆轴	Front swing axle	1	
17	GB/T3452.1-1992-69×3.55	O形圈 69×3.55	O-ring seal 69×3.55	1	
18	304.31.116-2	主传动壳体	Main drive case	1	
19	200.38.024	放油螺塞总成	Oil drain plug	1	
20	JB-FT-CU-16	组合密封垫圈16	Copper washer 16	3	
21	304.31.125-1	轴承座垫片	Shims for bearing seat	one set	Two pcs for each size
22	304.31.022-1	主动锥齿轮总成	Bevel drive pinion assembly	1	
23	304.31.222-3	后支座	Rear pedestal	1	
24	304.31.221-1	后支座衬套	Rear pedestal bush	1	
25	GB/T3452.1-1992-69×2.65	O形圈 69×2.65	O-ring seal 69×2.65	1	

7.A.1 前驱动桥总成(中) Front Wheel Drive Axle (Middle) (for Tire 6.00-16)

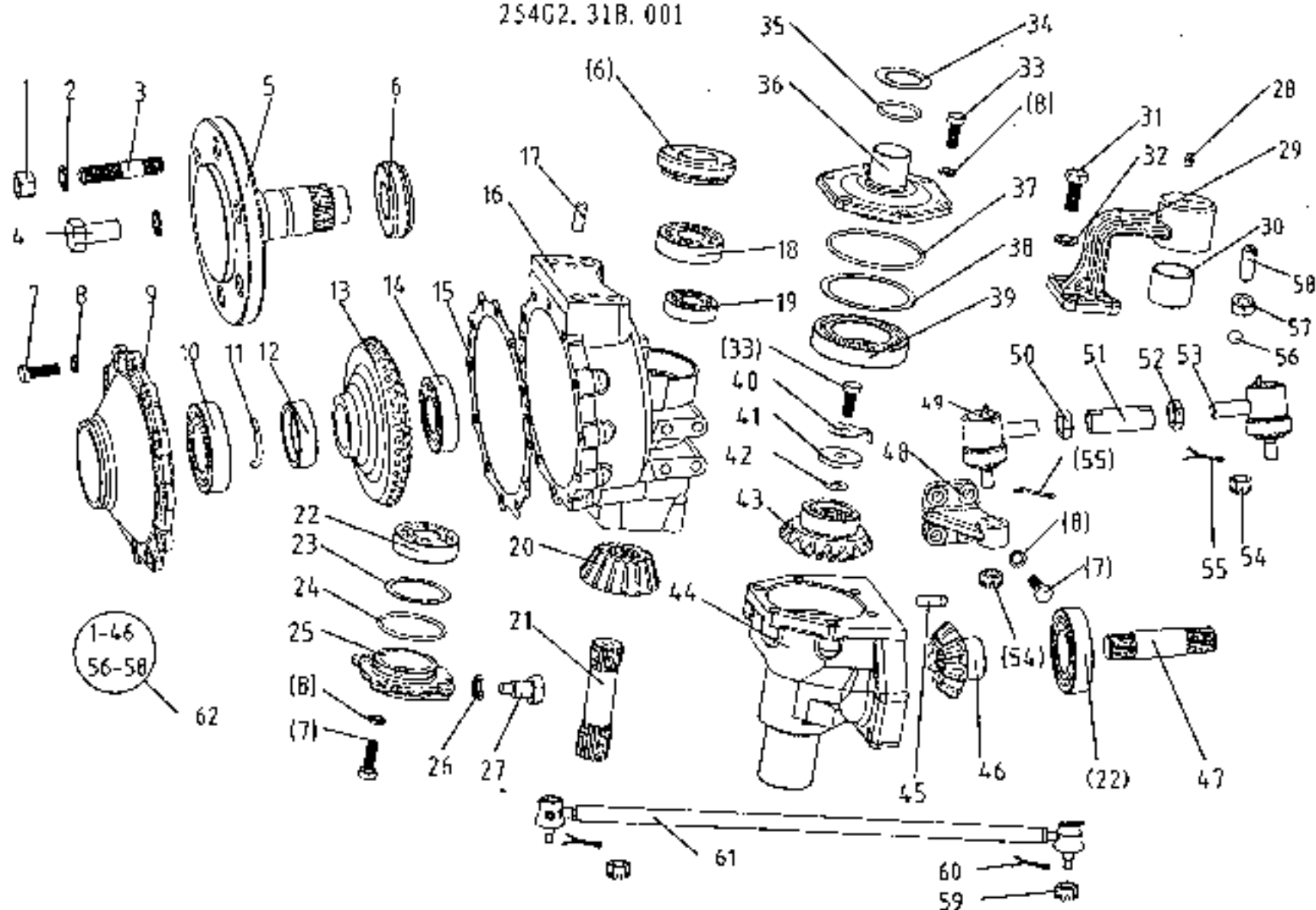
续表

Ser.No.	Part No.	名称及规格	Name & Specifications	Quantity	Remarks
26	304.31.126-1	后支座盖垫片	Gasket for end cover	1	
27	304.31.127-2	后支座盖	End cover of rear pedestal	1	
28	GB/T93-1987-8	垫圈 8	Spring lock washer 8	4	
29	GB/T5783-2000-M8×25	螺栓 M8×25	Hex. Head bolt M8×25	4	
30	GB/T3452.1-1992-48.7×3.55	O形圈 48.7×3.55	O-ring seal 48.7×3.55	1	
31	304.31.128-1	立轴套管垫片	Gasket for Upright shaft housing	2	
32	GB/T5783-2000-M10×35	螺栓 M10×35	Hex. head bolt M10×35	20	
33	GB/T93-1987-10	垫圈10	Spring lock washer 10	20	
34	304.31.013-1	量油尺合件	Oil dipstick	1	
35	GB/T5783-2000-M12×35	螺栓 M12×35	Hex. head bolt M12×35	16	
36	254G2.31A.105	左半轴套管	Left half shaft housing	1	
37	304.31.234	转向油缸座	Power steering cylinder bracket	1	
38	GB/T119.1-2000-A10×16	销 A10×16	Straight pin A10×16	2	
39	GB/T3452.1-1992-160×3.55	O形圈 160×3.55	O-ring seal 160×3.55	2	
40	304.31.117-1	主传动壳体垫片	Shims for main drive case	two set	Two pcs for each size
41	304.31.014A	差速器总成	Differential assembly	1	
42	GB/T119.1-2000-A10×20	销 A10×20	Straight pin A10×20	2	
43	254G2.31A.108	右半轴套管	Right half shaft housing	1	
44	304.31.118-1	通气螺塞	Vent plug	1	
45	304.31.119-1	通气管	Vent pipe	1	
	304.31.119A	通气管	Vent pipe	1	for paddy field

7. A. 2 前驱动桥总成(左边减速)

Front Drive Axle(Left Side-Slowdown) (for Tyre 6.00-16)

25402.31B.001



7. A. 2 前驱动桥总成 (左边减速) Front Wheel Drive Axle (Left Side-Slowdown)

Ser.No.	Part No.	名称及规格	Name & Specifications	Quantity	Remarks
1	GB/T6176-2000-M18×1.5	螺母 M18×1.5	Hex. nut M18×1.5	2	level 8.8
2	GB/T93-1987-18	垫圈 18	Spring lock washer 18	6	
3	304.31.179	螺柱	Double screw bolt	2	
4	GB/T5786-2000-M18×1.5×35	螺栓 M18×1.5×35	hex. head bolt M18×1.5×35	4	
5	304.31.101-3	驱动轴	Drive shaft	1	
6	404.9.31.111	防泥水油封 MC50×72×15	Oil-seal MC50×72×15	2	
7	GB/T5783-2000-M10×30	螺栓 M10×30	Hex. head bolt M10×30	16	
8	GB/T93-1987-10	垫圈 10	Spring lock washer 10	26	
9	304.31.104-3	驱动轴盖	Drive shaft cover	1	
10	GB/T276-1994-6209	轴承 6209	Ball bearing 6209	1	
11	304.31.102-2	驱动轴固定圈	Fixing ring of drive shaft	2	
12	304.31.103-2	驱动轴垫圈	Drive shaft sleeve	1	
13	304.31.132-3	末减速被动齿轮	Driven bevel gear of final drive	1	
14	GB/T276-1994	轴承 6207	Ball bearing 6207	1	
15	304.31.105-1	驱动轴盖垫片	Gasket for drive shaft cover	1	
16	304.31.228-5	左边减速壳体	Left final drive housing	1	
17	GB/T119.2-2000-A10×24	销 A10×24	Straight pin A10×24	2	
18	GB/T276-1994-61910	轴承 61910	Ball bearing 61910	1	
19	GB/T297-1994-32909	轴承 32909	Tapered roller bearing 32909	1	
20	304.31.131-3	末减速主动齿轮	Driving bevel gear of final drive	1	
21	304.31.107-4	立轴	Upright shaft	1	
22	GB/T276-1994	轴承 6208	Ball bearing 6208	2	
23	850-2.39.112/113/114	调整垫片	Adjusting shims	Needed	
24	GB/T3452.1-1992-75×2.65	O形圈 75×2.65	O-ring seal 75×2.65	1	
25	304.31.137-3	下轴承盖	Lower bearing cover	1	

7. A. 2 前驱动桥总成 (左边减速) Front Wheel Drive Axle (Left Side-Slowdown)

续表

Ser.No.	Part No.	名称及规格	Name & Specifications	Quantity	Remarks
26	JB-FT-CU-16	组合密封垫圈 16	Combined seal washer 16	1	
27	200.38.024	放油螺塞总成	Oil drain plug	1	
28	JB/T7940.1-1995-M8×1	油杯 M8×1	Grease cup M8×1	1	
29	254G2.31B.101	左转向臂	Left steering arm	1	Hydraulic Stee Machine Steer
	254G2.31B.101A	左转向臂	Left steering arm	1	
30	304.31.202-1	联接转向臂衬套	Steering arm bushing	1	
31	GB/T5783-2000-M12×40	螺栓 M12×40	Hex. head bolt M12×40	4	
32	GB/T93-1987-12	垫圈 12	Spring lock washer 12	4	
33	GB/T5783-2000-M10×25	螺栓 M10×25	Hex. head bolt M10×25	11	
34	304.31.249/250/251/252	转向臂调整垫片	Steering arm adjusting shim	Needed	
35	GB/T3452.1-1992-34.5×2.65	O型圈 34.5×2.65	O-ring seal 34.5×2.65	1	
36	304.31.111-4	上轴承盖	Upper bearing cover	1	
37	GB/T3452.1-1992-85×2.65	O形圈 85×2.65	O-ring seal 85×2.65	1	
38	304.31.133	中间传动调整垫片	Adjusting shims for the first drive	One set	Two pcs for each s
39	GB/T276-1994-6011	轴承 6011	Ball bearing 6011	1	
40	304.31.138	锁紧垫片	Lock washer	1	
41	304.31.110-1	立轴挡圈	Blocking ring of upright shaft	1	
42	304.31.112-2	调整垫片	Adjusting shims	One set	Two pcs for each :
43	304.31.113-1	中间传动被动齿轮	Driven bevel gear of the first drive	1	
44	254G2.31B.103	立轴套管	Upright shaft housing	1	
45	GB/T119.2-2000-A10×20	销 A10×20	Straight pin A10×20	1	
46	304.31.129-1	中间传动主动齿轮	Driving bevel gear of the first drive	1	
47	254G2.31.106	半轴	Half shaft	1	
48	254D.31.120	左梯形臂	Left steering trapezoid arm	1	

7.A.2 前驱动桥总成 (左边减速) Front Wheel Drive Axle (Left Side-Slowdown)

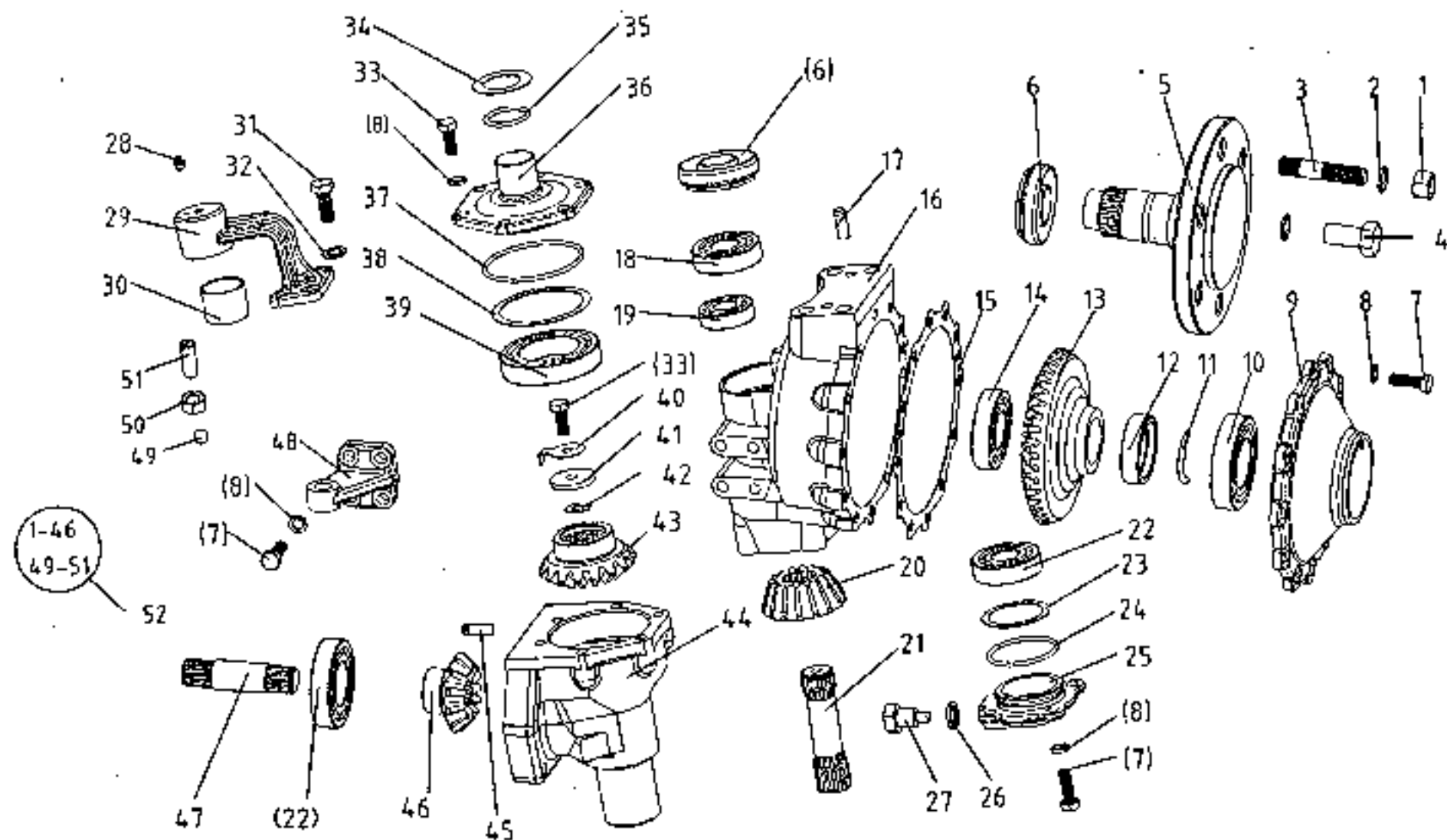
附表

Ser.No	Part No.	名称及规格	Name & Specifications	Quantity	Remarks
49	450.31.024-1	拉杆接头总成(左)	Linkage ball joint (Left)	1	
50	GB/T6173-2000-M18×1.5-Left	螺母 M18×1.5-左	Hex. thin nut M18×1.5-Left	1	
51	254G2.31A.110-1	横拉杆	Steering tie rod	1	
52	GB/T6173-2000-M18×1.5	螺母 M18×1.5	Hex. thin nut M18×1.5	1	
53	450.31.026-1	拉杆接头总成(右)	Linkage ball joint (Right)	1	
54	GB/T6181-1986-M14	螺母 M14	Hex. thin slotted nut M14	2	
55	GB/T91-2000-3.2×24	销 3.2×24	Split pin 3.2×24	2	
56	GB/T308-2002-8.7312G200b	钢球 8.7312G200b	Ball 8.7312G200b	1	11/32 "
57	GB/T6171-2000-M10×1	螺母 M10×1	Hex. nut M10×1	1	
58	504.31.144	紧定螺钉 M10×1	Set screw M10×1	1	
59	GB/T6181-1986-M12	螺母 M12	Hex. thin slotted nut M12	2	
60	GB/T91-2000-3.2×32	销 3.2×32	Split pin 3.2×32	2	
61	200.31B.017-1	纵拉杆总成	Steering drag link	1	Machine Steer 385
	300.31.017-1	纵拉杆总成	Steering drag link	1	Machine Steer 390
62		左边减速总成	Left final drive housing assembly	1	

7.A.3 前驱动桥总成(右边减速)

Front Drive Axle(Right Side-Slowdown) (for Tyre 6.00-16)

25462.31B.001



7. A. 3 前驱动桥总成 (右边减速) Front Wheel Drive Axle (Right Side-Slowdown)

Ser.No.	Part No.	名称及规格	Name & Specifications	Quantity	Remarks
1	GB/T6176-2000-M18×1.5	螺母 M18×1.5	Hex. nut M18×1.5	2	level 8.8
2	GB/T93-1987-18	垫圈 18	Spring lock washer 18	6	
3	304.31.179	螺柱	Double screw bolt	2	
4	GB/T5786-2000-M18×1.5×35	螺栓 M18×1.5×35	hex. head bolt M18×1.5×35	4	
5	304.31.101-3	驱动轴	Drive shaft	1	
6	404.9.31.111	防泥水油封 MC50×72×15	Oil-seal MC50×72×15	2	
7	GB/T5783-2000-M10×30	螺栓 M10×30	Hex. head bolt M10×30	16	
8	GB/T93-1987-10	垫圈 10	Spring lock washer 10	26	
9	304.31.104-3	驱动轴盖	Drive shaft cover	1	
10	GB/T276-1994-6209	轴承 6209	Ball bearing 6209	1	
11	304.31.102-2	驱动轴固定圈	Fixing ring of drive shaft	2	
12	304.31.103-2	驱动轴垫圈	Drive shaft sleeve	1	
13	304.31.132-3	末减速被动齿轮	Driven bevel gear of final drive	1	
14	GB/T276-1994-6207	轴承 6207	Ball bearing 6207	1	
15	304.31.105-1	驱动轴盖垫片	Gasket for drive shaft cover	1	
16	304.31.216-5	右边减速壳体	Right final drive housing	1	
17	GB/T119.2-2000-A10×24	销 A10×24	Straight pin A10×24	2	
18	GB/T276-1994-61910	轴承 61910	Ball bearing 61910	1	
19	GB/T297-1994-32909	轴承 32909	Tapered roller bearing 32909	1	
20	304.31.131-3	末减速主动齿轮	Driving bevel gear of final drive	1	
21	304.31.107-4	立轴	Upright shaft	1	
22	GB/T276-1994-6208	轴承 6208	Ball bearing 6208	2	
23	850-2.39.112/113/114	调整垫片	Adjusting shims	Needed	
24	GB/T3452.1-1992-75×2.65	O形圈 75×2.65	O-ring seal 75×2.65	1	
25	304.31.137-3	下轴承盖	Lower bearing cover	1	

7. A. 3 前驱动桥总成 (右边减速) Front Wheel Drive Axle (Right Side-Slowdown)

续表

Ser.No.	Part No.	名称及规格	Name & Specifications	Quantity	Remarks
26	JB-FT-CU-16	组合密封垫圈 16	Combined seal washer 16	1	
27	200.38.024	放油螺塞总成	Oil drain plug	1	
28	JB/T7940.1-1995-M8×1	油杯 M8×1	Grease cup M8×1	1	
29	304.31.215-4	右联接臂	Right linking arm	1	
30	304.31.202-1	联接转向臂衬套	Steering arm bushing	1	
31	GB/T5783-2000-M12×40	螺栓 M12×40	Hex. head bolt M12×40	4	
32	GB/T93-1987-12	垫圈 12	Spring lock washer 12	4	
33	GB/T5783-2000-M10×25	螺栓 M10×25	Hex. head bolt M10×25	11	
34	304.31.249/250/251/252	转向臂调整垫片	Steering arm adjusting shim	Needed	
35	GB/T3452.1-1992-34.5×2.65	O形圈 34.5×2.65	O-ring seal 34.5×2.65	1	
36	304.31.111-4	上轴承盖	Upper bearing cover	1	
37	GB/T3452.1-1992-85×2.65	O形圈 85×2.65	O-ring seal 85×2.65	1	
38	304.31.133	中间传动调整垫片	Adjusting shims for the first drive	One set	Two pcs for each size
39	GB/T276-1994-6011	轴承 6011	Ball bearing 6011	1	
40	304.31.138	锁紧垫片	Lock washer	1	
41	304.31.110-1	立轴挡圈	Blocking ring of upright shaft	1	
42	304.31.112-2	调整垫片	Adjusting shims	One set	Two pcs for each size
43	304.31.113-1	中间传动被动齿轮	Driven bevel gear of the first drive	1	
44	254G2.31B.103	立轴套管	Upright shaft housing	1	
45	GB/T119.2-2000-A10×20	销 A10×20	Straight pin A10×20	1	
46	304.31.129-1	中间传动主动齿轮	Driving bevel gear of the first drive	1	
47	304.31.114-2	半轴	Half shaft	1	
48	254D.31.121	右梯形臂	Right steering trapezoid arm	1	
49	GB/T308-2002-8.7312G200b	钢球 8.7312G200b	Ball 8.7312G200b	1	11/32"

7.A.3 前驱动桥总成 (右边减速) Front Wheel Drive Axle (Right Side-Slowdown)

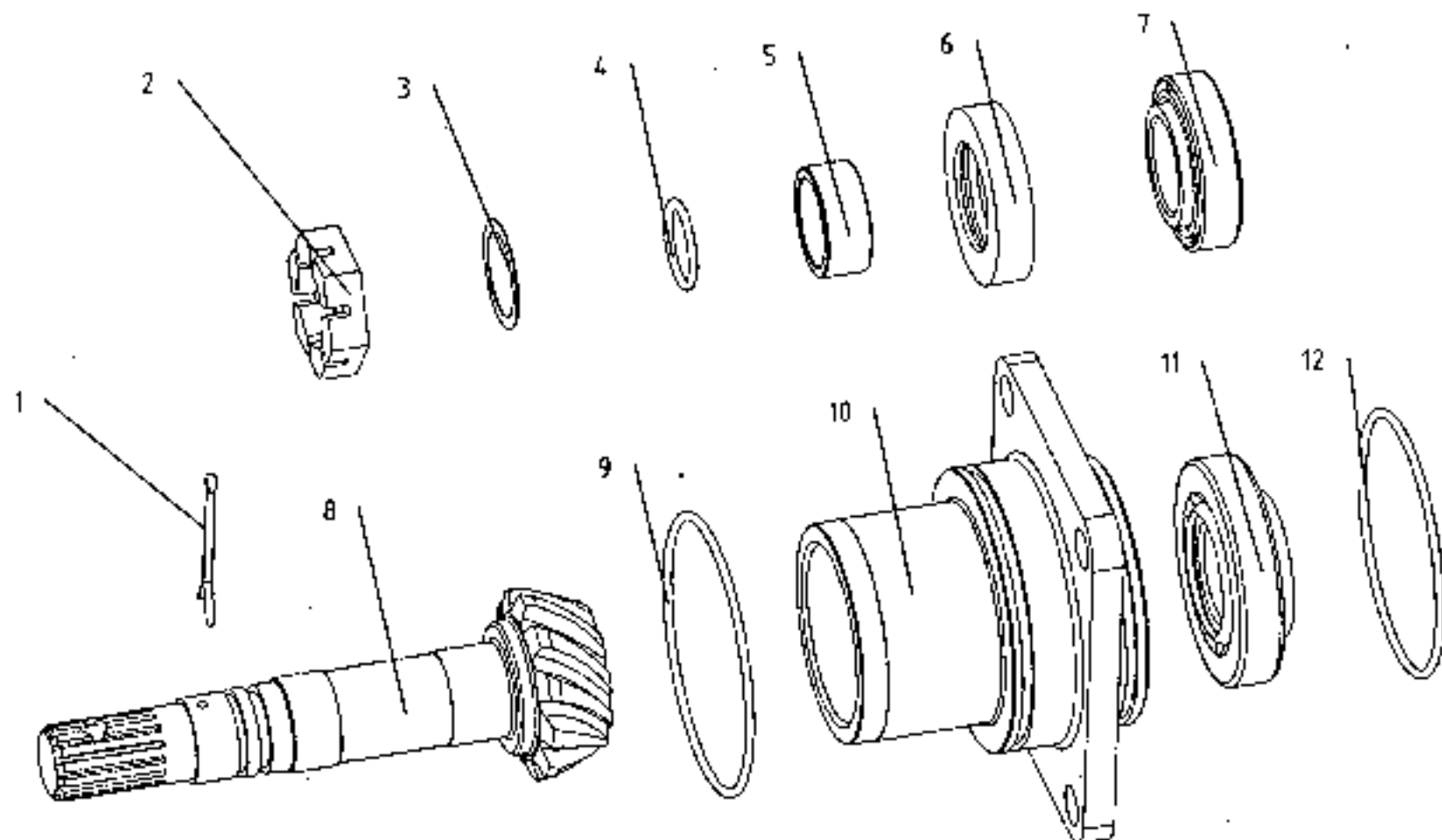
续表

Ser.No.	Part No.	名称及规格	Name & Specifications	Quantity	Remarks
50	GB/T6171-2000-M10×1	螺母 M10×1	Hex. nut M10×1	1	
51	504.31.144	紧定螺钉 M10×1	Set screw M10×1	1	
52		右边减速总成	Right final drive housing assembly	1	

7. A. 4 前驱动桥总成 (304. 31. 022-1 部件)

Front Drive Axle (304. 31. 022-1 Assembly) (for 4WD)

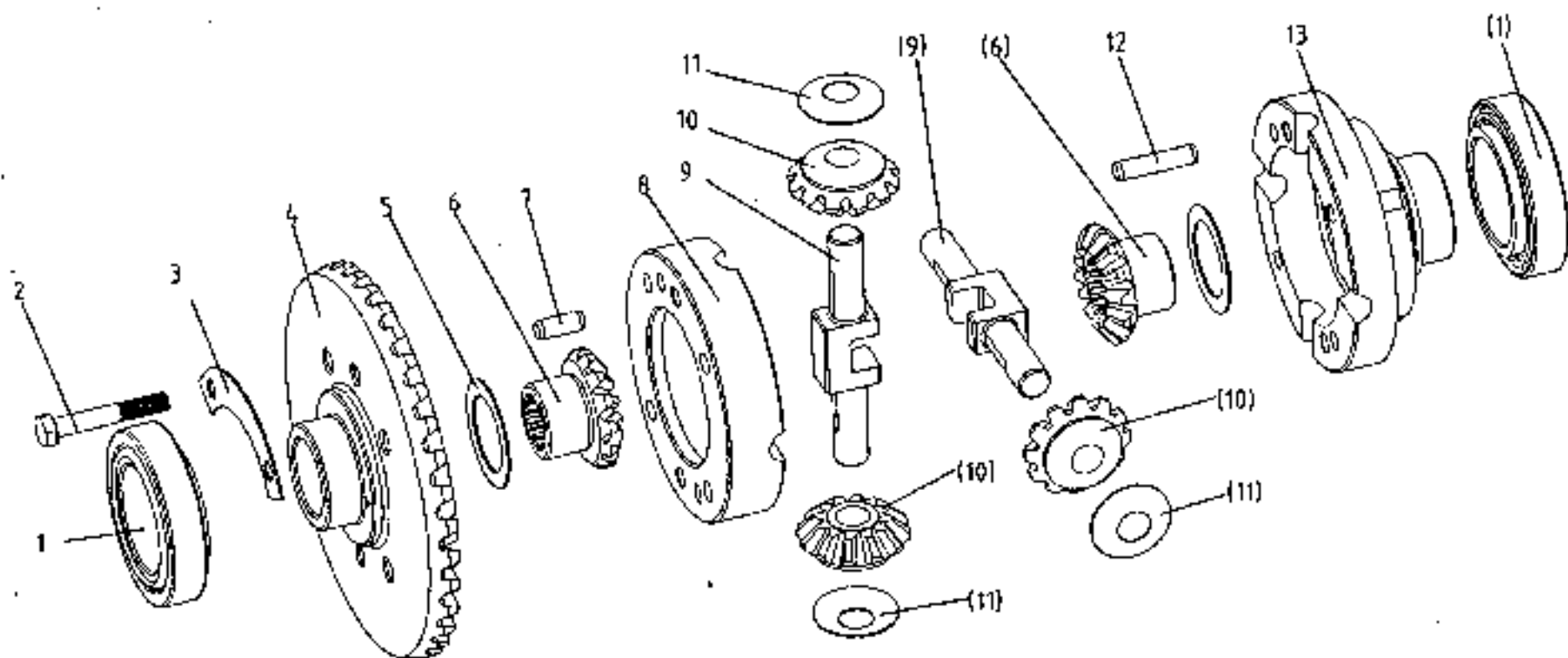
304. 31. 022-1



7. A. 4 前驱动桥总成 (304.31.022-1部件) Front Wheel Drive Axle (304.31.022-1 Assembly)

Ser.No.	Part No.	名称及规格	Name & Specifications	Quantity	Remarks
1	GB/T91-2000-3.2×50	销 3.2×50	Split pin 3.2×50	1	One pcs for each size
2	304.31.223-1	槽形螺母	Castle nut	1	
3	304.31.224-1	调整垫片	Adjusting shims	one set	
4	GB/T3452.1-1992-23.6×2.65	O形圈 23.6×2.65	O-ring seal 23.6×2.65	1	
5	304.31.225-1	主动锥齿轮油封座圈	Oil-seal seat	1	
6	HG4-692-67-SD35×56×12	油封 SD35×56×12	Oil-seal SD35×56×12	1	
7	GB/T297-1994-32006	轴承 32006	Taper roller bearing 32006	1	
8	304.31.227	主动圆锥齿轮	Bevel drive pinion	1	
9	GB/T3452.1-1992-85×2.65	O形圈 85×2.65	O-ring seal 85×2.65	1	
10	304.31.226	主动锥齿轮轴承座	Bearing seat	1	
11	GB/T297-1994-31306	轴承 31306	Taper roller bearing 31306	1	
12	GB/T3452.1-1992-80×2.65	O形圈 80×2.65	O-ring seal 80×2.65	1	

7. A. 5 前驱动桥总成(304. 31. 014A部件)
Front Drive Wheel Axle(304. 31. 014Assembly) (for 4WD)
304. 31. 014A



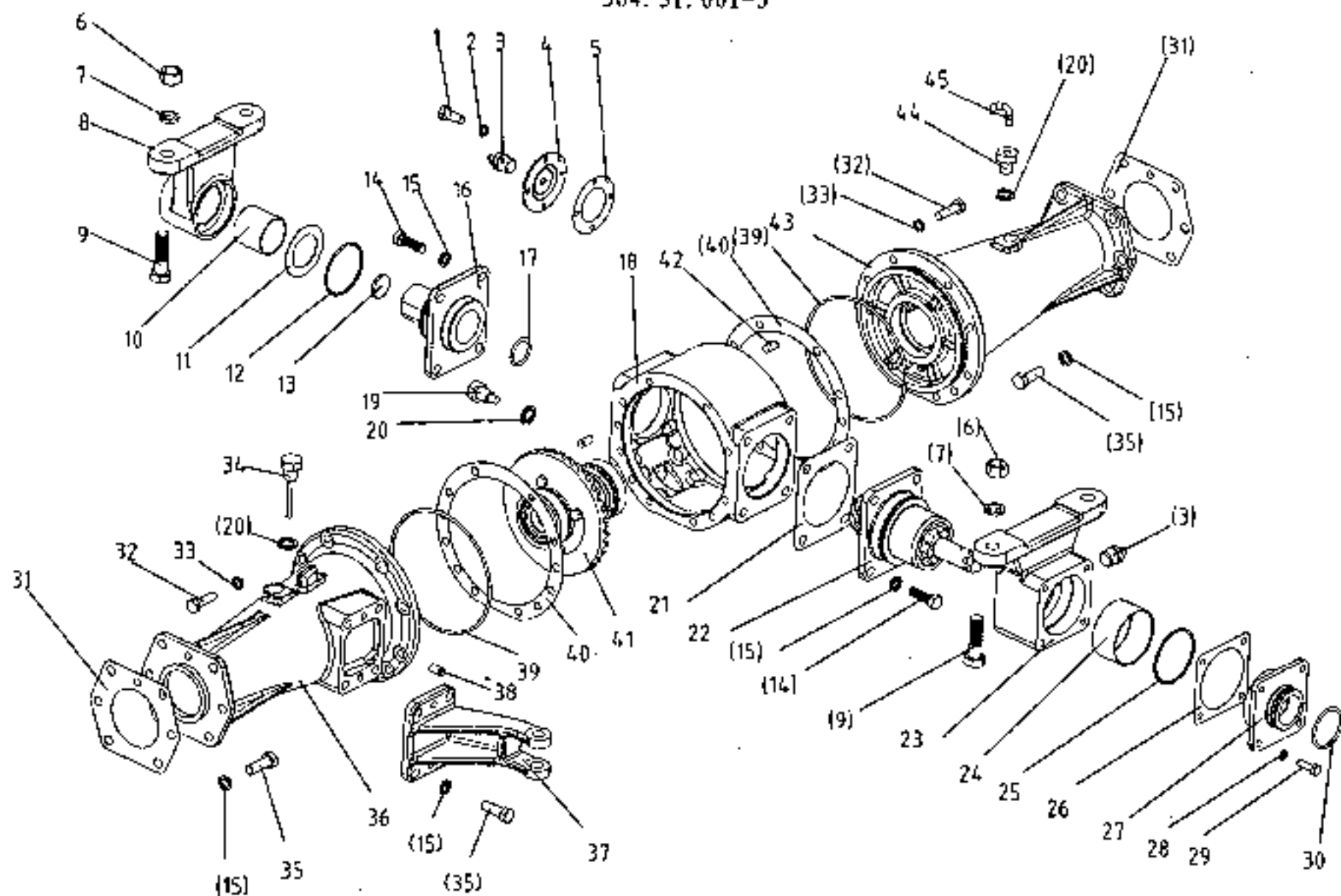
7. A. 5 前驱动桥总成 (304.31.014A 部件) Front Wheel Drive Axle (304.31.014A Assembly)

Ser.No.	Part No.	名称及规格	Name & Specifications	Quantity	Remarks
1	GB/T297-1994-32009	轴承 32009	Taper roller bearing 32009	2	
2	GB/T5782-2000-M8×50	螺栓 M8×50	Hex. head bolt M8×50	4	
3	304.31.206	被动圆锥齿轮锁紧片	Lock washer for crown gear	2	
4	304.31.207	被动圆锥齿轮	Crown gear	1	
5	304.31.210A	半轴齿轮垫圈	Half shaft gear washer	2	
6	304.31.211A	差速器半轴齿轮	Half shaft gear	2	
7	GB/T119.1-2000-A8×20	销 A8×20	Straight pin A8×20	2	
8	304.31.235	左差速器壳体	Left differential housing	1	
9	304.31.208A	行星齿轮轴	Planet gear shaft	2	
10	304.31.205A	差速器行星齿轮	Planet gear	2	
11	304.31.209A	行星齿轮垫圈	Planet gear washer	2	
12	GB/T119.1-2000-A8×35	销 A8×35	Straight pin A8×35	2	
13	304.31.236	右差速器壳体	Right differential housing	1	

7.B.1 前驱动桥总成(中)

Front Drive Axles (Middle) (for Tyre 6.50-16)

304. 31, 001-5



7.B.1 前驱动桥总成(中) Front Wheel Drive Axle (Middle)

Ser.No.	Part No.	名称及规格	Name & Specifications	Quantity	Remarks
1	GB/T5783-2000-M6×12	螺栓 M6×12	Hex. head bolt M6×12	4	
2	GB/T93-1987-6	垫圈 6	Spring lock washer 6	4	
3	JB/T7940.1-1995-M10×1	油杯 M10×1	Grease cup M10×1	2	
4	304.31.019	前支座端盖组合件	End cover of front pedestal	1	
5	304.31.122	端盖垫片	End cover gasket	1	
6	GB/T6170-2000-M16	螺母 M16	Hex. nut M16	4	
7	GB/T93-1987-16	垫圈 16	Spring lock washer 16	4	
8	304.31.220-2	前支座	Front pedestal	1	
9	GB/T27-1988-M16×65	螺栓 M16×65	Hex. head bolt M16×65	4	
10	304.31.219-1	前支座衬套	Front pedestal bush	1	
11	304.31.123-1	前摆轴垫片	Shims for front swing axle	one set	One pcs for each size
12	GB/T3452.1-1992-65×2.65	O形圈 65×2.65	O-ring seal 65×2.65	1	
13	ZB T32003-88-24	碗形塞片 24	Casing cap	1	
14	GB/T5786-2000-M12×1.5×35	螺栓 M12×1.5×35	Hex. head bolt M12×1.5×35	8	
15	GB/T93-1987-12	垫圈 12	Spring lock washer 12	24	
16	304.31.124-2	前摆轴	Front swing axle	1	
17	GB/T3452.1-1992-69×3.55	O形圈 69×3.55	O-ring seal 69×3.55	1	
18	304.31.116-2	主传动壳体	Main drive case	1	
19	200.38.024	放油螺塞总成	Oil drain plug	1	
20	JB-FT-CU-16	组合密封铜垫圈16	Copper washer 16	3	
21	304.31.125-1	轴承座垫片	Shims for bearing seat	one set	Two pcs for each size
22	304.31.022-1	主动锥齿轮总成	Bevel drive pinion assembly	1	
23	304.31.222-2	后支座	Rear pedestal	1	
24	304.31.221-1	后支座衬套	Rear pedestal bush	1	
25	GB/T3452.1-1992-69×2.65	O形圈 69×2.65	O-ring seal 69×2.65	1	

7.B.1 前驱动桥总成(中) Front Wheel Drive Axle (Middle)

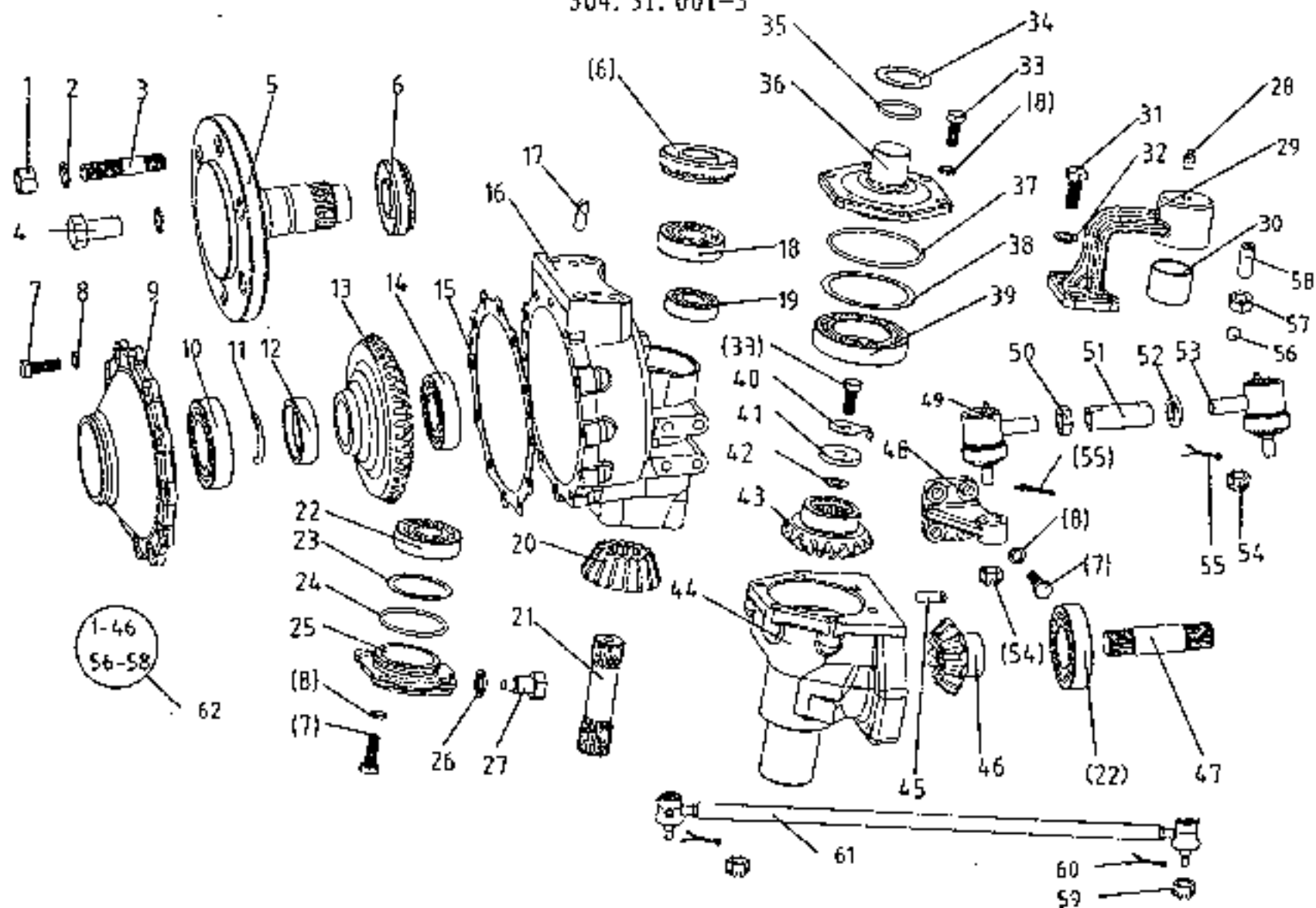
续表

Ser.No.	Part No.	名称及规格	Name & Specifications	Quantity	Remarks
26	304.31.126-1	后支座盖垫片	Gasket for end cover	1	
27	304.31.127-2	后支座盖	End cover of rear pedestal	1	
28	GB/T93-1987-8	垫圈 8	Spring lock washer 8	4	
29	GB/T5783-2000-M8×25	螺栓 M8×25	Hex. Head bolt M8×25	4	
30	GB/T3452.1-1992-48.7×3.55	O形圈 48.7×3.55	O-ring seal 48.7×3.55	1	
31	304.31.128-1	立轴套管垫片	Gasket for Upright shaft housing	2	
32	GB/T5783-2000-M10×35	螺栓 M10×35	Hex. head bolt M10×35	20	
33	GB/T93-1987-10	垫圈 10	Spring lock washer 10	20	
34	304.31.013-1	量油尺合件	Oil dipstick	1	
35	GB/T5783-2000-M12×35	螺栓 M12×35	Hex. head bolt M12×35	16	
36	304.31.233-1	左半轴套管	Left half shaft housing	1	
37	304.31.234	转向油缸座	Power steering cylinder bracket	1	
38	GB/T119.1-2000-A10×16	销 A10×16	Straight pin A10×16	2	
39	GB/T3452.1-1992-160×3.55	O形圈 160×3.55	O-ring seal 160×3.55	2	
40	304.31.117-1	主传动壳体垫片	Shims for main drive case	two set	Two pcs for each size
41	304.31.014A	差速器总成	Differential assembly	1	
42	GB/T119.1-2000-A10×20	销 A10×20	Straight pin A10×20	2	
43	254G2.31A.108	右半轴套管	Right half shaft housing	1	
44	304.31.118-1	通气螺塞	Vent plug	1	
45	304.31.119-1	通气管	Vent pipe	1	
	304.31.119A~	通气管	Vent pipe	1	for paddy field

7. B. 2 前驱动桥总成(左边减速)

Front Drive Axle(Left Side-Slowdown) (for Tyre 6.50-16)

304. 31. 001-5



7. B. 2 前驱动桥总成 (左边减速) Front Wheel Drive Axle (Left Side-Slowdown)

Ser.No.	Part No.	名称及规格	Name & Specifications	Quantity	Remarks
1	GB/T6176-2000-M18×1.5	螺母 M18×1.5	Hex. nut M18×1.5	2	level 8.8
2	GB/T93-1987-18	垫圈 18	Spring lock washer 18	6	
3	304.31.179	螺栓	Double screw bolt	2	
4	GB/T5786-2000-M18×1.5×35	螺栓 M18×1.5×35	hex. head bolt M18×1.5×35	4	
5	304.31.101-3	驱动轴	Drive shaft	1	
6	404-9.31.111	防泥水油封 MC50×72×15	Oil-seal MC50×72×15	2	
7	GB/T5783-2000-M10×30	螺栓 M10×30	Hex. head bolt M10×30	16	
8	GB/T93-1987-10	垫圈 10	Spring lock washer 10	26	
9	304.31.104-3	驱动轴盖	Drive shaft cover	1	
10	GB/T276-1994-6209	轴承 6209	Ball bearing 6209	1	
11	304.31.102-2	驱动轴固定圈	Fixing ring of drive shaft	2	
12	304.31.103-2	驱动轴垫圈	Drive shaft sleeve	1	
13	304.31.132-3	末减速被动齿轮	Driven bevel gear of final drive	1	
14	GB/T276-1994	轴承 6207	Ball bearing 6207	1	
15	304.31.105-1	驱动轴盖垫片	Gasket for drive shaft cover	1	
16	304.31.228-5	左边减速壳体	Left final drive housing	1	
17	GB/T119.2-2000-A10×24	销 A10×24	Straight pin A10×24	2	
18	GB/T276-1994-61910	轴承 61910	Ball bearing 61910	1	
19	GB/T297-1994-32909	轴承 32909	Tapered roller bearing 32909	1	
20	304.31.131-3	末减速主动齿轮	Driving bevel gear of final drive	1	
21	304.31.107-4	立轴	Upright shaft	1	
22	GB/T276-1994	轴承 6208	Ball bearing 6208	2	
23	850-2.39.112/113/114	调整垫片	Adjusting shim	Needed	
24	GB/T3452.1-1992-75×2.65	O形圈 75×2.65	O-ring seal 75×2.65	1	
25	304.31.137-3	下轴承盖	Lower bearing cover	1	

7. B. 2 前驱动桥总成 (左边减速) Front Wheel Drive Axle (Left Side-Slowdown)

续表

Ser.No.	Part No.	名称及规格	Name & Specifications	Quantity	Remarks
26	JB-FT-CU-16	组合密封垫圈 16	Combined seal washer 16	1	
27	200.38.024	放油螺塞总成	Oil drain plug	1	
28	JB/T7940.1-1995-M8×1	油杯 M8×1	Grease cup M8×1	1	
29	304.31.201-4	左转向臂	Left steering arm	1	Hydraulic Steer
	304.31.201A	左转向臂	Left steering arm	1	Machine Steer
30	304.31.202-1	联接转向臂衬套	Steering arm bushing	1	
31	GB/T5783-2000-M12×40	螺栓 M12×40	Hex. head bolt M12×40	4	
32	GB/T93-1987-12	垫圈 12	Spring lock washer 12	4	
33	GB/T5783-2000-M10×25	螺栓 M10×25	Hex. head bolt M10×25	11	
34	304.31.249/250/251/252	转向臂调整垫片	Steering arm adjusting shim	Needed	
35	GB/T3452.1-1992-34.5×2.65	O型圈 34.5×2.65	O-ring seal 34.5×2.65	1	
36	304.31.111-4	上轴承盖	Upper bearing cover	1	
37	GB/T3452.1-1992-85×2.65	O形圈 85×2.65	O-ring seal 85×2.65	1	
38	304.31.133	中间传动调整垫片	Adjusting shims for the first drive	One set	Two pcs for each size
39	GB/T276-1994-6011	轴承 6011	Ball bearing 6011	1	
40	304.31.138	锁紧垫片	Lock washer	1	
41	304.31.110-1	立轴挡圈	Blocking ring of upright shaft	1	
42	304.31.112-2	调整垫片	Adjusting shims	One set	Two pcs for each size
43	304.31.113-1	中间传动被动齿轮	Driven bevel gear of the first drive	1	
44	304.31.108-4	立轴套管	Upright shaft housing	1	
45	GB/T119.2-2000-A10×20	销 A10×20	Straight pin A10×20	1	
46	304.31.129-1	中间传动主动齿轮	Driving bevel gear of the first drive	1	
47	304.31.114-2	半轴	Half shaft	1	
48	404B.31.110	左梯形臂	Left steering trapezoid arm	1	

7. B. 2 前驱动桥总成 (左边减速) Front Wheel Drive Axle (Left Side-Slowdown)

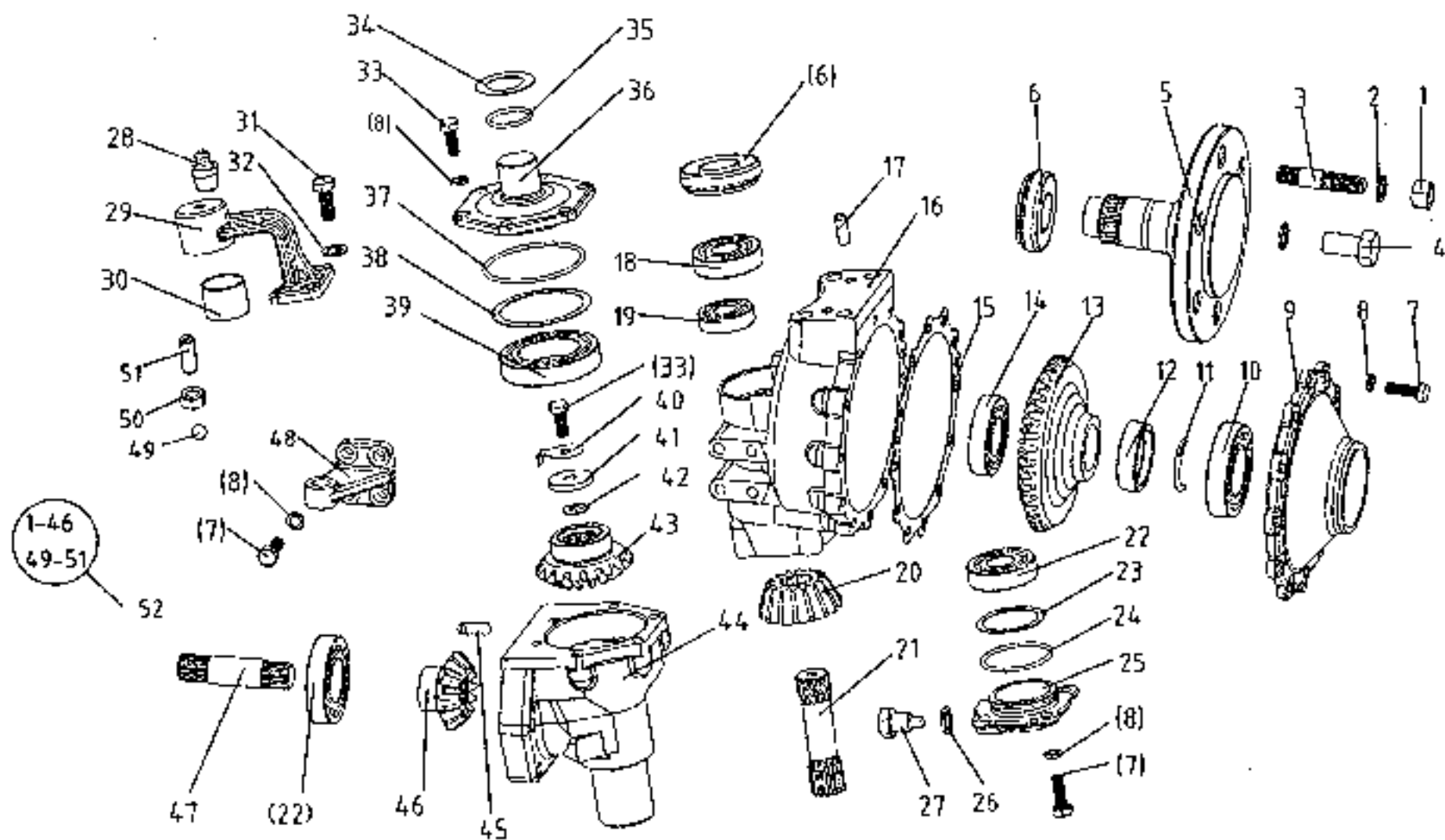
续表

Ser.No.	Part No.	名称及规格	Name & Specifications	Quantity	Remarks
49	450.31.024-1	拉杆接头总成(左)	Linkage ball joint (Left)	1	
50	GB/T6173-2000-M18×1.5-Left	螺母 M18×1.5-左	Hex. thin nut M18×1.5-Left	1	
51	404B.31.105	横拉杆	Steering tie rod	1	
52	GB/T6173-2000-M18×1.5	螺母 M18×1.5	Hex. thin nut M18×1.5	1	
53	450.31.026-1	拉杆接头总成(右)	Linkage ball joint (Right)	1	
54	GB/T6181-1986-M14	螺母 M14	Hex. thin slotted nut M14	2	
55	GB/T91-2000-3.2×22	销 3.2×22	Split pin 3.2×22	2	
56	GB/T308-2002-8.7312G200b	钢球 8.7312G200b	Ball 8.7312G200b	1	11/32"
57	GB/T6171-2000-M10×1	螺母 M10×1	Hex. nut M10×1	1	
58	504.31.144	紧定螺钉 M10×1	Set screw M10×1	1	
59	GB/T6181-1986-M12	螺母 M12	Hex. thin slotted nut M12	2	
60	GB/T91-2000-3.2×32	销 3.2×32	Split pin 3.2×32	2	
61	400B.31.011	纵拉杆总成	Steering drag link	1	Machine Steer 490
	300.31.017-1	纵拉杆总成	Steering drag link	1	Machine Steer 390
62		左边减速总成	Left final drive housing assembly	1	

7.B.3 前驱动桥总成(右边减速)

Front Drive Axle(Right Side-Slowdown) (for Tyre 6.50-16)

304.31.001-5



7. B. 3 前驱动桥总成 (左边减速) Front Wheel Drive Axle (Left Side-Slowdown)

Ser.No.	Part No.	名称及规格	Name & Specifications	Quantity	Remarks
1	GB/T6176-2000-M18×1.5	螺母 M18×1.5	Hex. nut M18×1.5	2	level 8.8
2	GB/T93-1987-18	垫圈 18	Spring lock washer 18	6	
3	304.31.179	螺栓	Double screw bolt	2	
4	GB/T5786-2000-M18×1.5×35	螺栓 M18×1.5×35	hex. head bolt M18×1.5×35	4	
5	304.31.101-3	驱动轴	Drive shaft	1	
6	404-9.31.111	防泥水油封 MC50×72×15	Oil-seal MC50×72×15	2	
7	GB/T5783-2000-M10×30	螺栓 M10×30	Hex. head bolt M10×30	16	
8	GB/T93-1987-10	垫圈 10	Spring lock washer 10	26	
9	304.31.104-3	驱动轴盖	Drive shaft cover	1	
10	GB/T276-1994-6209	轴承 6209	Ball bearing 6209	1	
11	304.31.102-2	驱动轴固定圈	Fixing ring of drive shaft	2	
12	304.31.103-2	驱动轴垫圈	Drive shaft sleeve	1	
13	304.31.132-3	末减速被动齿轮	Driven bevel gear of final drive	1	
14	GB/T276-1994-6207	轴承 6207	Ball bearing 6207	1	
15	304.31.105-1	驱动轴盖垫片	Gasket for drive shaft cover	1	
16	304.31.216-5	右边减速壳体	Right final drive housing	1	
17	GB/T119.2-2000-A10×24	销 A10×24	Straight pin A10×24	2	
18	GB/T276-1994-61910	轴承 61910	Ball bearing 61910	1	
19	GB/T297-1994-32909	轴承 32909	Tapered roller bearing 32909	1	
20	304.31.131-3	末减速主动齿轮	Driving bevel gear of final drive	1	
21	304.31.107-4	立轴	Upright shaft	1	
22	GB/T276-1994-6208	轴承 6208	Ball bearing 6208	2	
23	850-2.39.112/113/114	调整垫片	Adjusting shims	Needed	
24	GB/T3452.1-1992-75×2.65	O形圈 75×2.65	O-ring seal 75×2.65	1	
25	304.31.137-3	下轴承盖	Lower bearing cover	1	

7. B. 3 前驱动桥总成 (左边减速) Front Wheel Drive Axle (Left Side-Slowdown)

续表

Ser.No.	Part No.	名称及规格	Name & Specifications	Quantity	Remarks
26	JB-FT-CU-16	组合密封垫圈 16	Combined seal washer 16	1	
27	200.38.024	放油螺塞总成	Oil drain plug	1	
28	JB/T7940.1-1995-M8×1	油杯 M8×1	Grease cup M8×1	1	
29	304.31.215-4	右联接臂	Right linking arm	1	
30	304.31.202-1	联接转向臂衬套	Steering arm bushing	1	
31	GB/T5783-2000-M12×40	螺栓 M12×40	Hex. head bolt M12×40	4	
32	GB/T93-1987-12	垫圈 12	Spring lock washer 12	4	
33	GB/T5783-2000-M10×25	螺栓 M10×25	Hex. head bolt M10×25	11	
34	304.31.249/250/251/252	转向臂调整垫片	Steering arm adjusting shim	Needed	
35	GB/T3452.1-1992-34.5×2.65	O形圈 34.5×2.65	O-ring seal 34.5×2.65	1	
36	304.31.111-4	上轴承盖	Upper bearing cover	1	
37	GB/T3452.1-1992-85×2.65	O形圈 85×2.65	O-ring seal 85×2.65	1	
38	304.31.133	中间传动调整垫片	Adjusting shims for the first drive	One set	Two pcs for each size
39	GB/T276-1994-6011	轴承 6011	Ball bearing 6011	1	
40	304.31.138	锁紧垫片	Lock washer	1	
41	304.31.110-1	立轴挡圈	Blocking ring of upright shaft	1	
42	304.31.112-2	调整垫片	Adjusting shims	One set	Two pcs for each size
43	304.31.113-1	中间传动被动齿轮	Driven bevel gear of the first drive	1	
44	304.31.108-4	立轴套管	Upright shaft housing	1	
45	GB/T119.2-2000-A10×20	销 A10×20	Straight pin A10×20	1	
46	304.31.129-1	中间传动主动齿轮	Driving bevel gear of the first drive	1	
47	304.31.114-2	半轴	Half shaft	1	
48	404B.31.111	右梯形臂	Right steering trapezoid arm	1	
49	GB/T308-2002-8.7312G200b	钢球 8.7312G200b	Ball 8.7312G200b	1	11/32 "

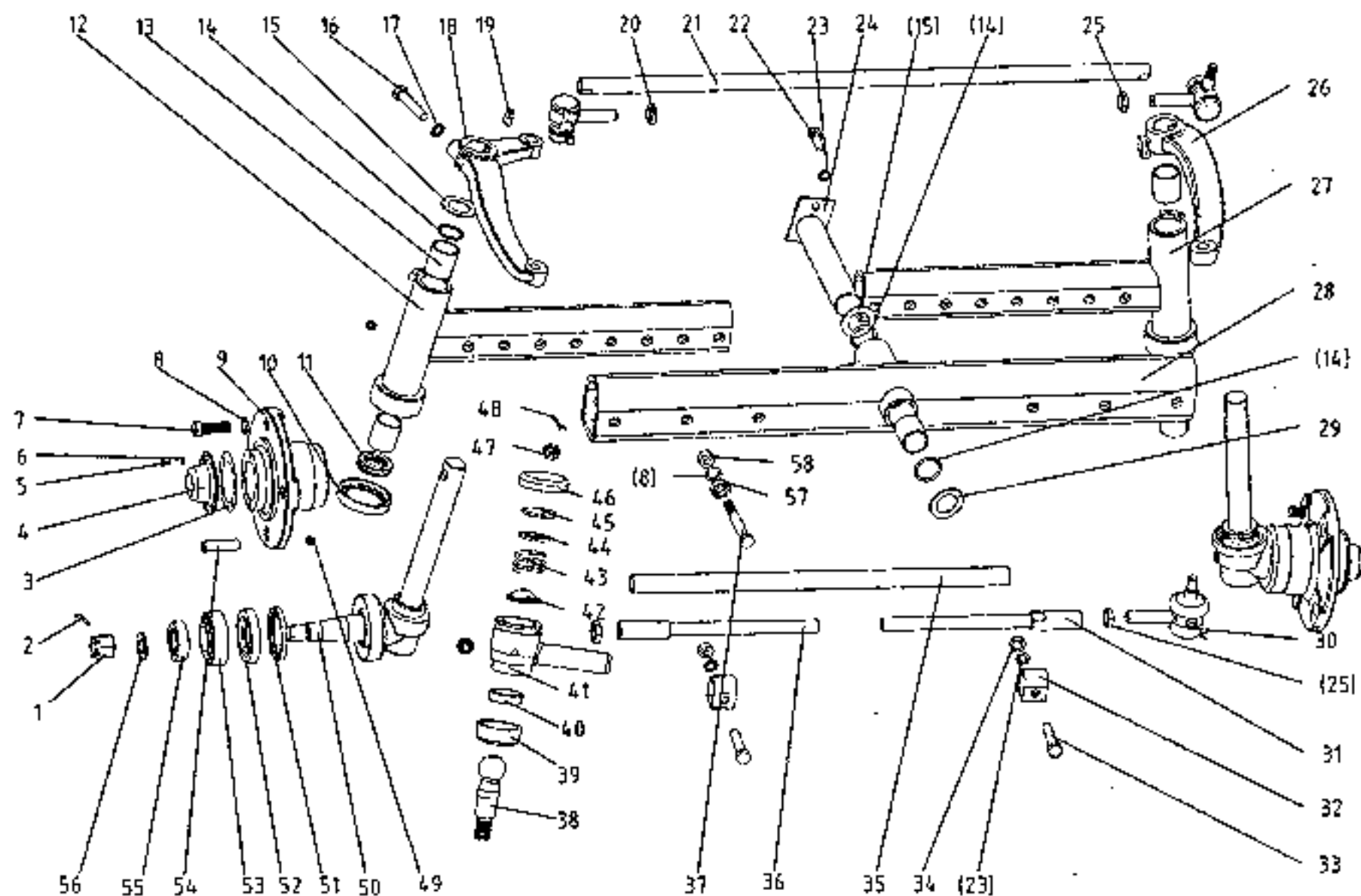
7. B. 3 前驱动桥总成 (左边减速) Front Wheel Drive Axle (Left Side-Slowdown)

续表

Ser.No.	Part No.	名称及规格	Name & Specifications	Quantity	Remarks
50	GB/T6171-2000-M10×1	螺母 M10×1	Hex. nut M10×1	1	
51	504.31.144	紧定螺钉 M10×1	Set screw M10×1	1	
52		右边减速总成	Right final drive housing assembly	1	

7.C 前轴总成 Front Axles (for KM385BT Diesel Engine and 2WD Machine Streering)

200. 31B. 001-1



7.C 前轴总成 Front Axles

Ser.No.	Part No.	名称及规格	Name & Specifications	Quantity	Remarks
1	GB/T9459-1988-M20×1.5	螺母 M20×1.5	Hexagon slotted nut M20×1.5	2	
2	GB/T91-2000-4×30	销 4×30	Split 4×30	2	
3	200.31.135	密封垫圈	Seal washer	2	
4	200.31.124	前轮轮毂盖	Cover of front-wheel hub	2	
5	GB/T818-2000-M5×10	螺钉 M5×10	Slotted pan head screw M5×10	8	
6	GB/T93-1987-5	垫圈 5	Spring lock washer 5	8	
7	GB/T5783-2000-M14×30	螺栓 M14×30	Hex.head.bolt M14×30	6	level 8.8
8	GB/T93-1987-14	垫圈 14	Spring lock washer 14	14	
9	200.31B.123	前轮轮毂	Front-wheel hub	2	200.31.123
10	HG4-692-67-SD45×62×12	油封 SD45×62×12	Oil seal SD45×62×12	2	
11	GB/T301-1995-51106	滚动轴承 51106	Bearing 51106	2	
12	200.31B.021-1	左立轴套管焊合件	Left telescopic beam assy	1	
13	200.31.114-3	主销衬套	Kingpin bush	6	
14	GB/T3452.1-1992-30×2.65	O形圈 30×2.65	O-ring seal 30×2.65	4	
15	200.31.126	防尘圈	Dustproof ring	4	
16	GB/T5785-2000-M12×1.5×55	螺栓 M12×1.5×55	Hex.head.bolt 12×1.5×55	2	
17	GB/T93-1987-12	垫圈 12	Spring lock washer 12	2	
18	300.31.108	左梯形臂	Left steering arm	1	
19	GB/T1099.1-2003-8×28	键 8×28	Key 8×28	2	
20	GB/T6173-2000-M16×1.5-L	螺母 M16×1.5-左	Hex.nut M16×1.5-left	2	
21	250-1.31.111	纵拉杆	Steering drag link	1	for Machine Steer
22	GB/T5783-2000-M10×25	螺栓 M10×25	Hex.head.bolt M10×25	1	
23	GB/T93-1987-10	垫圈 10	Spring lock washer 10	1	
24	300.31.018	摇摆轴焊合件	Pendulum shaft	1	
25	GB/T6173-2000-M16×1.5	螺母 M16×1.5	Hex.nut M16×1.5	2	

7.C 前轴总成 Front Axles

续表

Ser.No.	Part No.	名称及规格	Name & Specifications	Quantity	Remarks
26	300.31.106	右梯形臂	Right steering arm	1	level 8.8
27	200.31B.022-1	右立轴套管焊合件	Right telescopic beam assy	1	
28	200.31B.020-1	前轴焊合件	Front Axle	1	
29	200.31.160	调整垫片	Adjust shim	as needed	
30	200.31.128	拉杆接头(右)	Pull rod joint (right)	2	
31	200.31B.024	伸缩杆焊合件(右)	Telescopic link (right)	1	
32	200.31B.132	横拉杆夹头	Tie rod chuck	2	
33	GB/T5782-2000-M10×45	螺栓 M10×45	Hex.head.boltM10×45	2	
34	GB/T6170-2000-M10	螺母 M10	Hex.nut M10	2	
35	200.31B.131-2	横拉杆	Tie rod	1	
36	200.31B.023	伸缩杆焊合件(左)	Telescopic link (left)	1	
37	GB/T5782-2000-M14×90	螺栓M14×90	Hex.head.boltM14×90	4	
38	200.31.127-1	球节头	Ball joint	4	
39	200.31.134-1	防尘罩	Dust cap	4	
40	200.31.130	下球座	Down ball seat	4	
41	200.31.129	拉杆接头(左)	Pull rod joint (left)	2	
42	200.31.131	上球座	UP ball seat	4	
43	200.31.132	弹簧	Spring	4	
44	GB/T893.1-1986-26	挡圈 26	Circlip for hole 26	4	
45	200.31.133	弹簧盖	Spring cover	4	
46	200.31.138	罩盖	Cover cap	4	
47	GB/T6181-1986-M12	螺母 M12	Hexagon slotted nut M12	4	
48	GB/T91-2000-3.2×24	销 3.2×24	Split 3.2×24	4	
49	JB/T7940.1-1995-M10×1	油杯M10×1	Grease nipple M10×1	9	

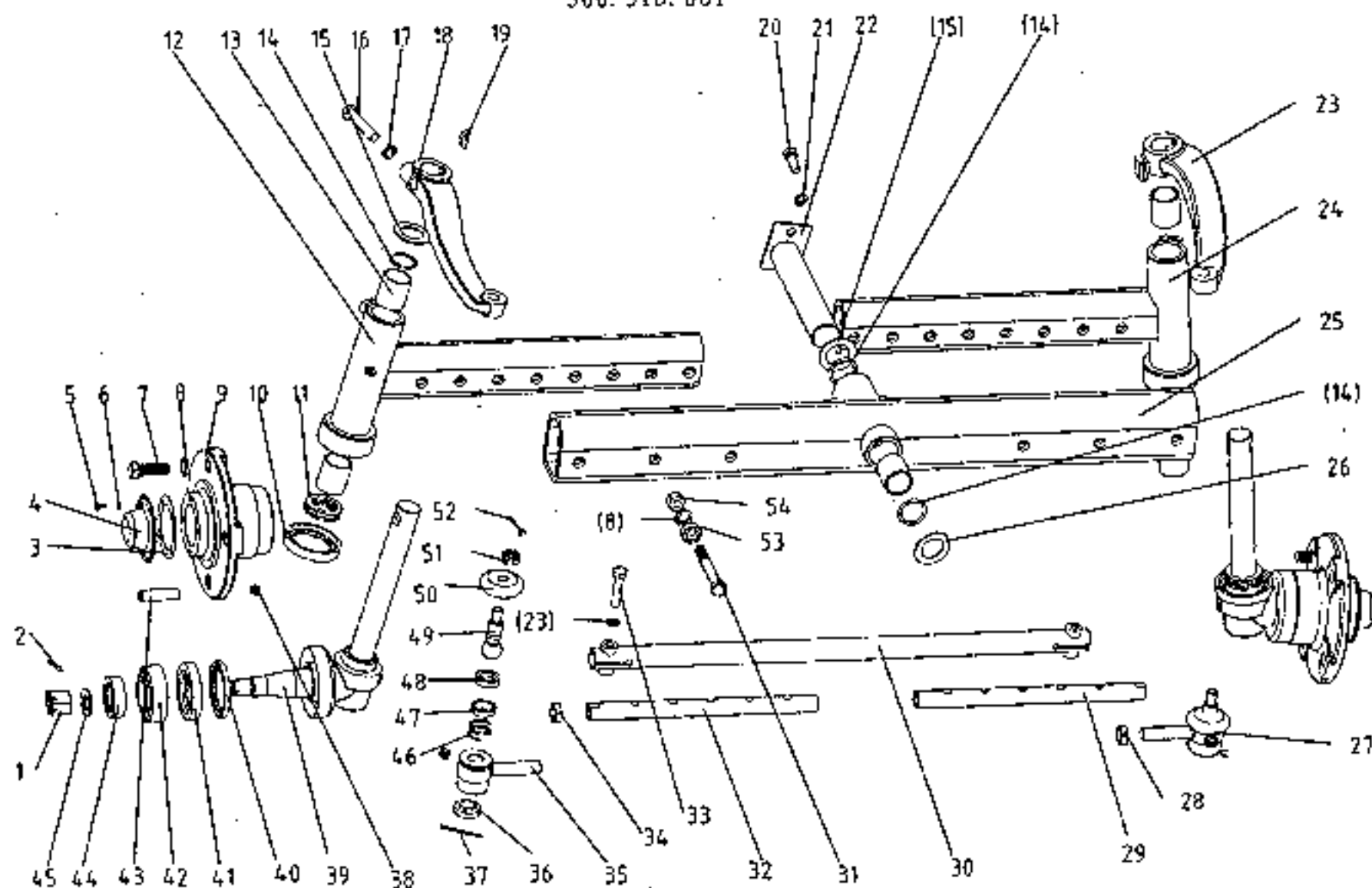
7.C 前轴总成 Front Axles

续表

Ser.No.	Part No.	名称及规格	Name & Specifications	Quantity	Remarks
50	200.31.014	转向节组合件	Steering knuckle assy	2	
51	HG4-692-67-W50×72×7	油封W50×72×7	Oil seal WD50×72×12	2	
52	HG4-692-67-PD50×72×12	油封PD50×72×12	Oil seal PD50×72×12	2	
53	GB/T297-1994-32207	轴承32207	Bearing 32207	2	
54	200.31.161	螺柱	Stud	4	
55	GB/T297-1994-30205	滚动轴承30205	Bearing 30205	2	
56	GB/T97.2-2002-20	垫圈 20	Plain washer20	2	
57	200.31B.134	压紧套	Securing pad	4	
58	GB/T6170-2000-M14	螺母M14	Hex.nut M14	8	level 8.0

7.D 前轴总成 Front Axles (for ZN390T Diesel Engine and 2WD Hydraulic Steering)

300.310.001



7.D 前轴总成 Front Axles

Ser.No.	Part No.	名称及规格	Name & Specifications	Quantity	Remarks
1	GB/T6180-2000-M20	螺母M20	Hex.nut M20	2	200. 31. 123
2	GB/T91-2000-4×30	销4×30	Split 4×30	2	
3	200.31.135	密封垫圈	Seal washer	2	
4	200.31.124	前轮轮毂盖	Cover of front-wheel hub	2	
5	GB/T818-2000-M5×10	螺钉M5×10	Slotted pan head screwM5×10	8	
6	GB/T93-1987-5	垫圈5	Spring lock washer 5	8	
7	GB/T5782-2000-M14×30	螺栓M14×30	Hex.head.boltM14×30	6	
8	GB/T93-1987-14	垫圈14	Spring lock washer 14	16	
9	200.31B.123	前轮轮毂	Front-wheel hub	2	
10	HG4-692-67-SD45×62×12	油封SD45×62×12	Oil seal SD45×62×12	2	
11	GB/T301-1995-51106	轴承51106	Thrust ball bearing 51106	2	
12	300.31D.024	左立轴套管焊合件	Left telescopic beam assy	1	
13	200.31.114-3	主销衬套	Kingpin bush	6	
14	GB/T3452.1-1992-30×2.65	O形圈30×2.65	O-ring seal 30×2.65	4	
15	200.31.126	防尘圈	dustproof ring	4	
16	GB/T5782-2000-M12×1.5×55	螺栓M12×1.5×55	Hex.head.bolt12×1.5×55	2	
17	GB/T93-1987-12	垫圈12	Spring lock washer 12	2	
18	300.31.108A	左梯形臂	Left steering arm	1	
19	GB/T1099-1979-8×28	键8×28	Key 8×28	2	
20	GB/T5783-2000-M10×25	螺栓M10×25	Hex.head.boltM10×25	1	
21	GB/T93-1987-10	垫圈10	Spring lock washer 10	3	
22	300.31.018A	摇摆轴焊合件	Pendulum shaft	1	
23	300.31.106	右梯形臂	Right steering arm	1	
24	300.31D.025	右立轴套管焊合件	Right telescopic beam assy	1	
25	300.31.023A	前轴焊合件	Front Axle	1	

7.D 前轴总成 Front Axles

续表

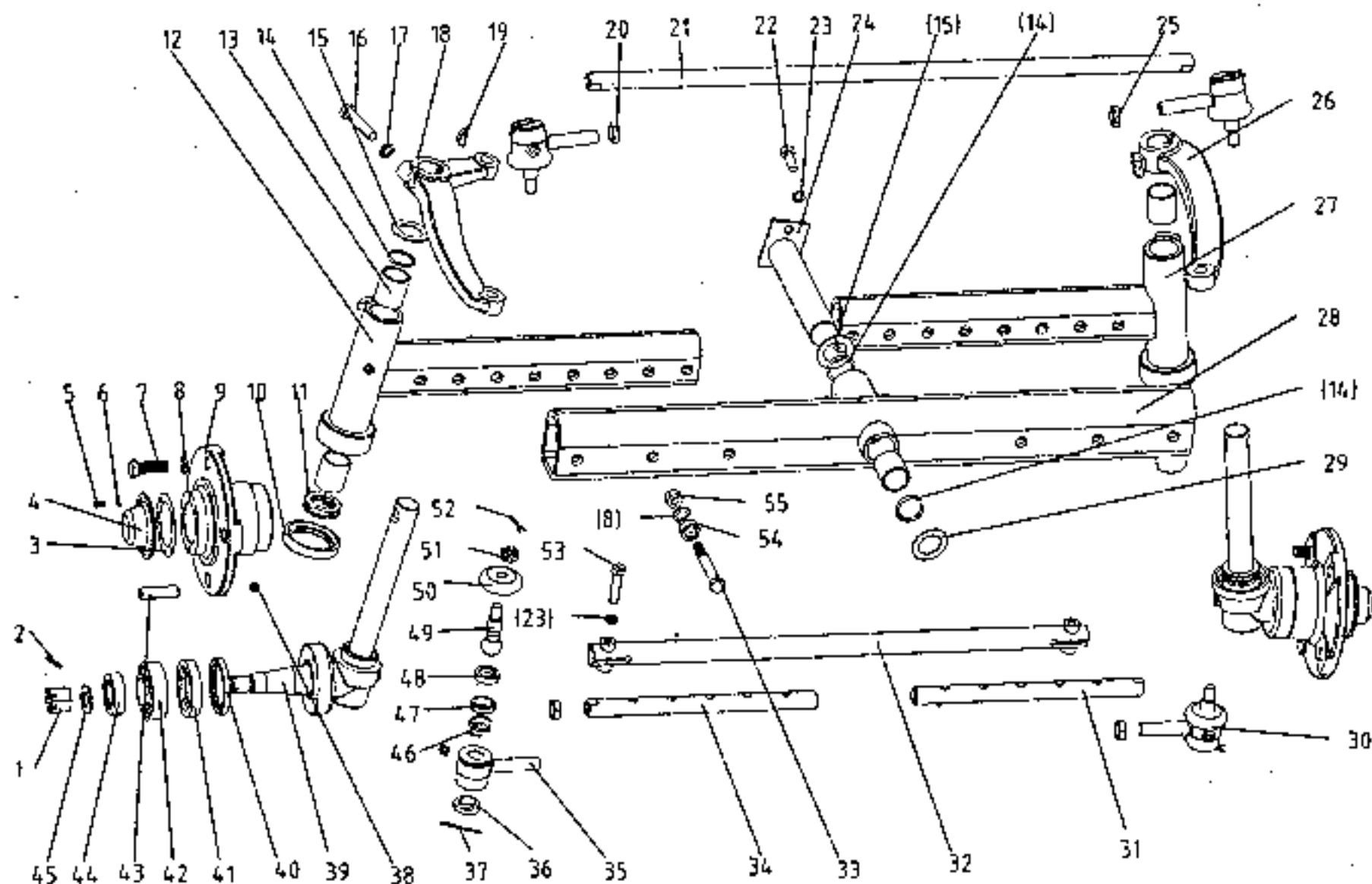
Ser.No.	Part No.	名称及规格	Name & Specifications	Quantity	Remarks
26	200.31.160	调整垫片	Adjust shim	1组	
27	300.31.164	转向节头(右)	Pull rod joint (right)	1	
28	GB/T6173-2000-M16×1.5	螺母M16×1.5(右)	Hex.nut M16×1.5(R)	1	
29	300.31.139-1	副横拉杆(右)	Assistant tie rod (right)	1	
30	300.31B.028	横拉杆焊合件	Tie rod assy	1	
31	GB/T5782-1986-M14×90	螺栓M14×90	Hex.head.boltM14×90	6	
32	300.31.138-1	副横拉杆(左)	Assistant tie rod (left)	1	
33	GB/T5782-2000-M10×45	螺栓M10×45	Hex.head.boltM10×45	2	
34	GB/T6173-2000-M16×1.5L	螺母M16×1.5(左)	Hex.nut M16×1.5(L)	1	
35	300.31.163	转向接头(左)	Pull rod joint (left)	1	
36	300.31.170	密封盖	Seal cover	2	
37	GB/T91-2000-3.2×50	销3.2×50	Split 3.2×50	2	
38	JB/T7940.1-2000	油杯M10×1	Grease nipple M10×1	9	
39	200.31.014	转向节组合件	Steering knuckle assy	2	
40	HG4--692-67-W50×72×7	油封W50×72×7	Oil seal WD50×72×12	2	
41	HG4--692-67-PD50×72×12	油封PD50×72×12	Oil sealPD50×72×12	2	
42	GB/T297-1994-32207	轴承32207	Bearing 32207	2	
43	200.31.161	螺柱	Stud	4	
44	GB/T297-1994-30205	轴承30205	Bearing 32205	2	
45	GB/T97.2-2002-20	垫圈20	Plain washer20	2	
46	300.31.169	压紧弹簧	Ball stud	2	
47	300.31.168	球头销盖	Pull rod joint (left)	2	
48	300.31.167	球头销座	Ball stud seat	2	
49	300.31.165	球头销	Ball stud	2	

7.D 前轴总成 Front Axles

续表

Ser.No.	Part No.	名称及规格	Name & Specifications	Quantity	Remarks
50	300.31.166	接头油封套	Cover	2	
51	GB/T6181-1986-M12	螺母M12	Slotted Hex.nut M12	2	
52	GB/T91-2000-3.2×24	销3.2×24	Split 3.2×24	2	
53	200.31B.134	压紧套	Securing pad	6	
54	GB/T6170-2000-M14	螺母M14	Hex.nut M14	6	

7.E 前轴总成 Front Axles (for ZN390T Diesel Engine and 2WD Machine Steering) 300A-11.31.001



7.E 前轴总成 Front Axles

Ser.No.	Part No.	名称及规格	Name & Specifications	Quantity	Remarks
1	GB/T6180-2000-M20	螺母M20	Hex.nut M20	2	
2	GB/T91-2000-4×30	销4×30	Split 4×30	2	
3	200.31.135	密封垫圈	Seal washer	2	
4	200.31.124	前轮轮毂盖	Cover of front-wheel hub	2	
5	GB/T818-2000-M5×10	螺钉M5×10	Slotted pan head screw M5×10	8	
6	GB/T93-1987-5	垫圈5	Spring lock washer 5	8	
7	GB/T5782-2000-M14×30	螺栓M14×30	Hex.head.bolt M14×30	6	
8	GB/T93-1987-14	垫圈14	Spring lock washer 14	16	
9	200.31B.123	前轮轮毂	Front-wheel hub	2	200.31.123
10	HG4-692-67-SD45×62×12	油封SD45×62×12	Oil seal SD45×62×12	2	
11	GB/T301-1995-51106	轴承51106	Thrust ball bearing 51106	2	
12	300.31.024	左立轴套管焊合件	Left telescopic beam assy	1	
13	200.31.114-3	主销衬套	Kingpin bush	6	
14	GB/T3452.1-1992-30×2.65	O形圈30×2.65	O-ring seal 30×2.65	4	
15	200.31.126	防尘圈	dustproof ring	4	
16	GB/T5782-2000-M12×1.5×55	螺栓M12×1.5×55	Hex.head.bolt 12×1.5×55	2	
17	GB/T93-1987-12	垫圈12	Spring lock washer 12	2	
18	300.31.106	左梯形臂	Left steering arm	1	
19	GB/T1099-1979-8×28	键8×28	Key 8×28	2	
20	GB/T6173-2000-M16×1.5L	螺母M16×1.5(左)	Hex.nut M16×1.5(L)	2	
21	400B.31.101	纵拉杆	Steering drag link	1	
22	GB/T5783-2000-M10×25	螺栓M10×25	Hex.head.bolt M10×25	1	
23	GB/T93-1987-10	垫圈10	Spring lock washer 10	3	
24	300.31.018	摇摆轴焊合件	Pendulum shaft	1	
25	GB/T6173-2000-M16×1.5	螺母M16×1.5(右)	Hex.nut M16×1.5(R)	2	

7.E 前轴总成 Front Axles

续表

Ser.No.	Part No.	名称及规格	Name & Specifications	Quantity	Remarks
26	300.31.108	右梯形臂	Right steering arm	1	
27	300.31.025	右立轴套管焊合件	Right telescopic beam assy	1	
28	300.31.023	前轴焊合件	Front Axle	1	
29	200.31.160	调整垫片	Adjust shim	1组	
30	300.31.164	转向节头(右)	Pull rod joint (right)	2	
31	300.31.139-1	副横拉杆(右)	Assistant tie rod (right)	1	
32	300.31.028	横拉杆焊合件	Tie rod assy	1	
33	GB/T5782-1986-M14×90	螺栓M14×90	Hex.head.boltM14×90	6	
34	300.31.138-1	副横拉杆(左)	Assistant tie rod (left)	1	
35	300.31.163	转向接头(左)	Pull rod joint (left)	2	
36	300.31.170	密封盖	Seal cover	4	
37	GB/T91-2000-3.2×50	销3.2×50	Split 3.2×50	4	
38	JB/T7940.1-2000	油杯M10×1	Grease nipple M10×1	9	
39	200.31.014	转向节组合件	Steering knuckle assy	2	
40	HG4-692-67-W50×72×7	油封W50×72×7	Oil seal WD50×72×12	2	
41	HG4-692-67-PD50×72×12	油封PD50×72×12	Oil sealPD50×72×12	2	
42	GB/T297-1994-32207	轴承32207	Bearing 32207	2	
43	200.31.161	螺栓	Stud	4	
44	GB/T297-1994-30205	轴承30205	Bearing 32205	2	
45	GB/T97.2-2002-20	垫圈20	Plain washer20	2	
46	300.31.169	压紧弹簧	Ball stud	4	
47	300.31.168	球头销盖	Pull rod joint (left)	4	
48	300.31.167	球头销座	Ball stud seat	4	
49	300.31.165	球头销	Ball stud	4	

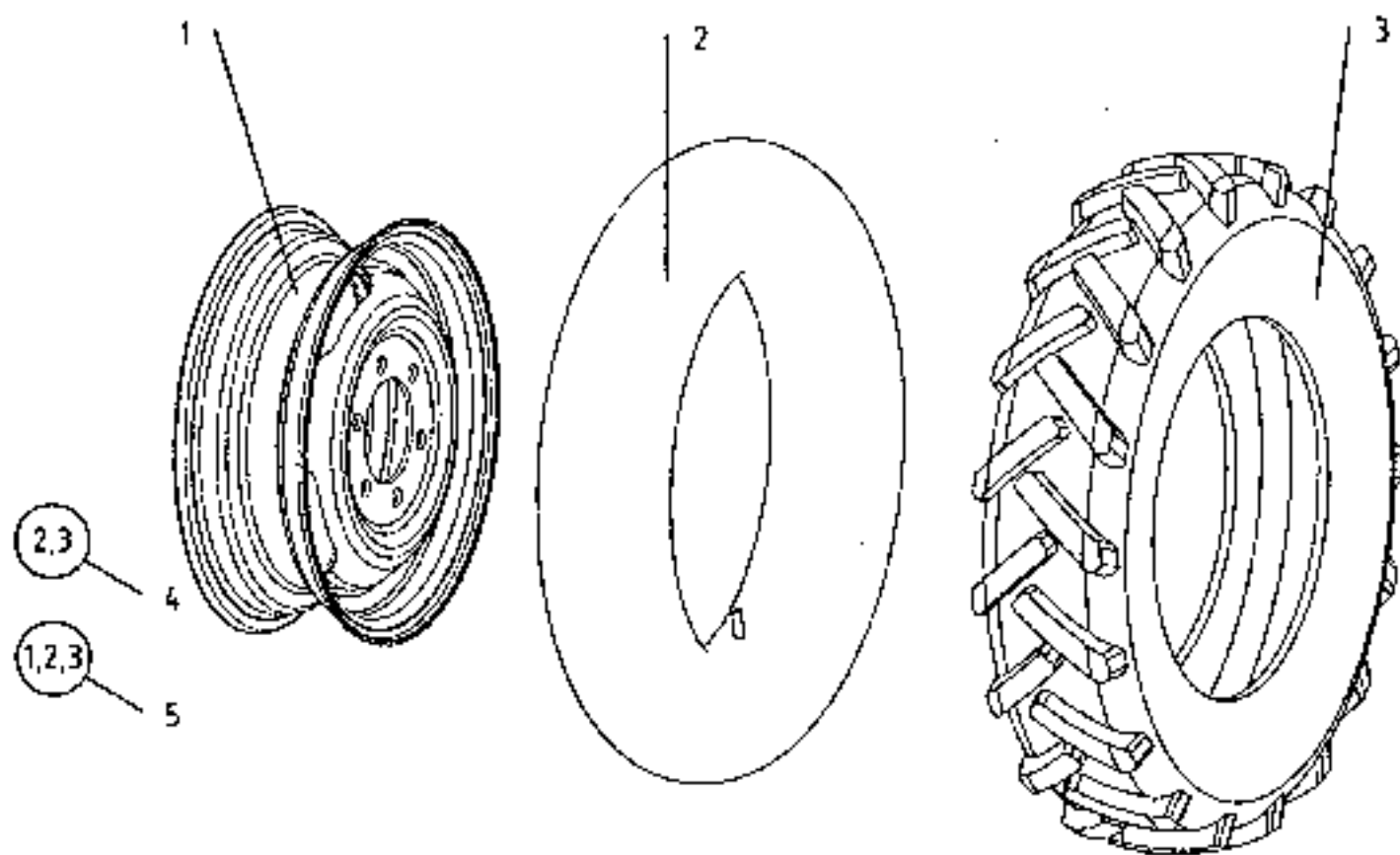
7.E 前轴总成 Front Axles

续表

Ser.No.	Part No.	名称及规格	Name & Specifications	Quantity	Remarks
50	300.31.166	接头油封套	Cover	4	
51	GB/T6181-1986-M12	螺母M12	Slotted Hex.nut M12	4	
52	GB/T91-2000-3.2×24	销3.2×24	Split 3.2×24	4	
53	GB/T5782-2000-M10×45	螺栓M10×45	Hex.head.boltM10×45	2	
54	200.31B.134	压紧套	Securing pad	6	
55	GB/T6170-2000-M14	螺母M14	Hex.nut M14	6	

8.A 前驱动轮总成 Front Drive Wheel

284.32.001-1/304.32.001

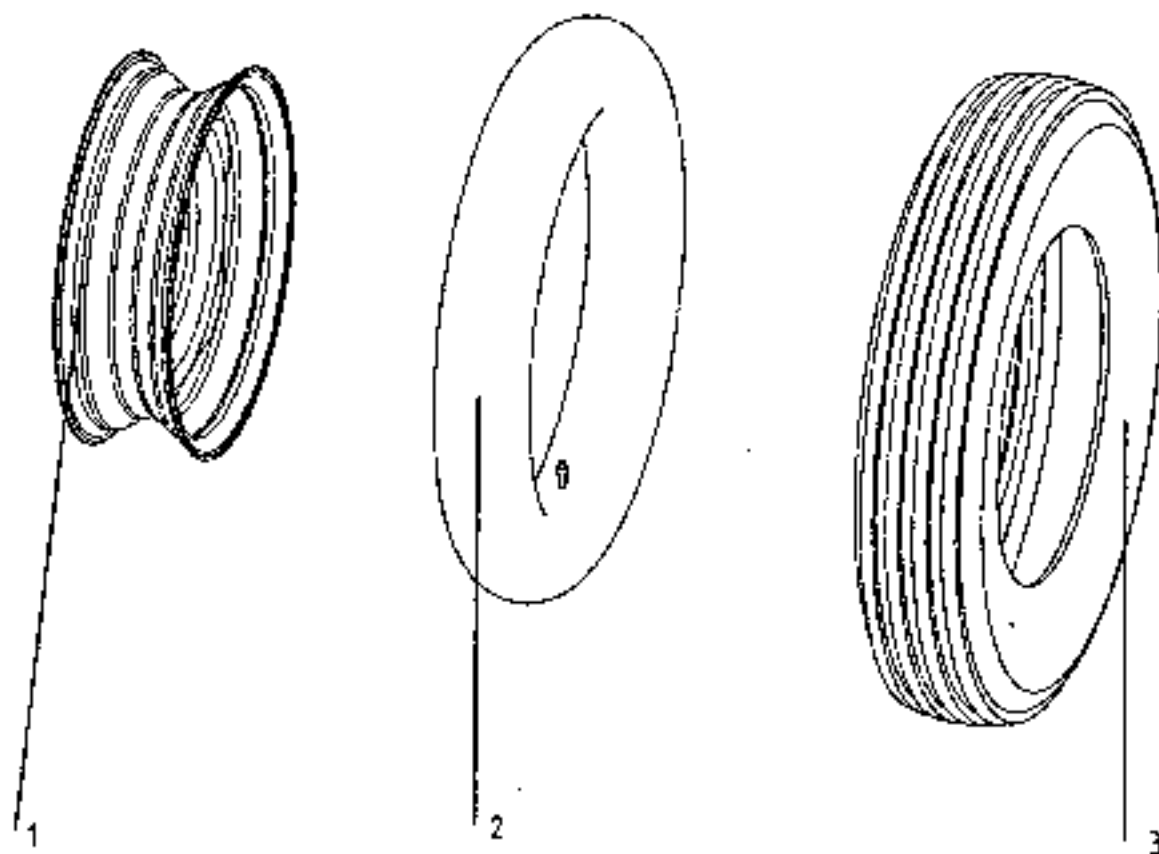


8.A 前驱动轮总成 Front Drive Wheel

Ser.No.	Part No.	名称及规格	Name & Specifications	Quantity	Remarks
1	284.32.011	轮辋总成 (16×4.50E)	Rim , Front drive wheel	1×2	for Tire 6.0-16
	304.32.011	轮辋总成 (16×5.00F)	Rim , Front drive wheel	1×2	for Tire 6.5-16
2	GB/T2979-1999-6.0-16	驱动轮内胎 6.0-16	Inner tube 6.0-16	1×2	
	GB/T2979-1999-6.5-16	驱动轮内胎 6.5-16	Inner tube 6.5-16	1×2	
3	GB/T2979-1999-6.0-16	驱动轮外胎 6.0-16	Cover tyre 6.0-16	1×2	
	GB/T2979-1999-6.5-16	驱动轮外胎 6.5-16	Cover tyre 6.5-16	1×2	
4	GB/T2979-1999-6.0-16	驱动轮 6.0-16	Tyre 6.0-16	1×2	
	GB/T2979-1999-6.5-16	驱动轮 6.5-16	Tyre 6.5-16	1×2	
5	284.32.001-1	前驱动轮总成	Front Drive Wheel	1×2	
	304.32.001	前驱动轮总成	Front Drive Wheel	1×2	

8.B 导向轮总成 Guide Wheel

300.32.001

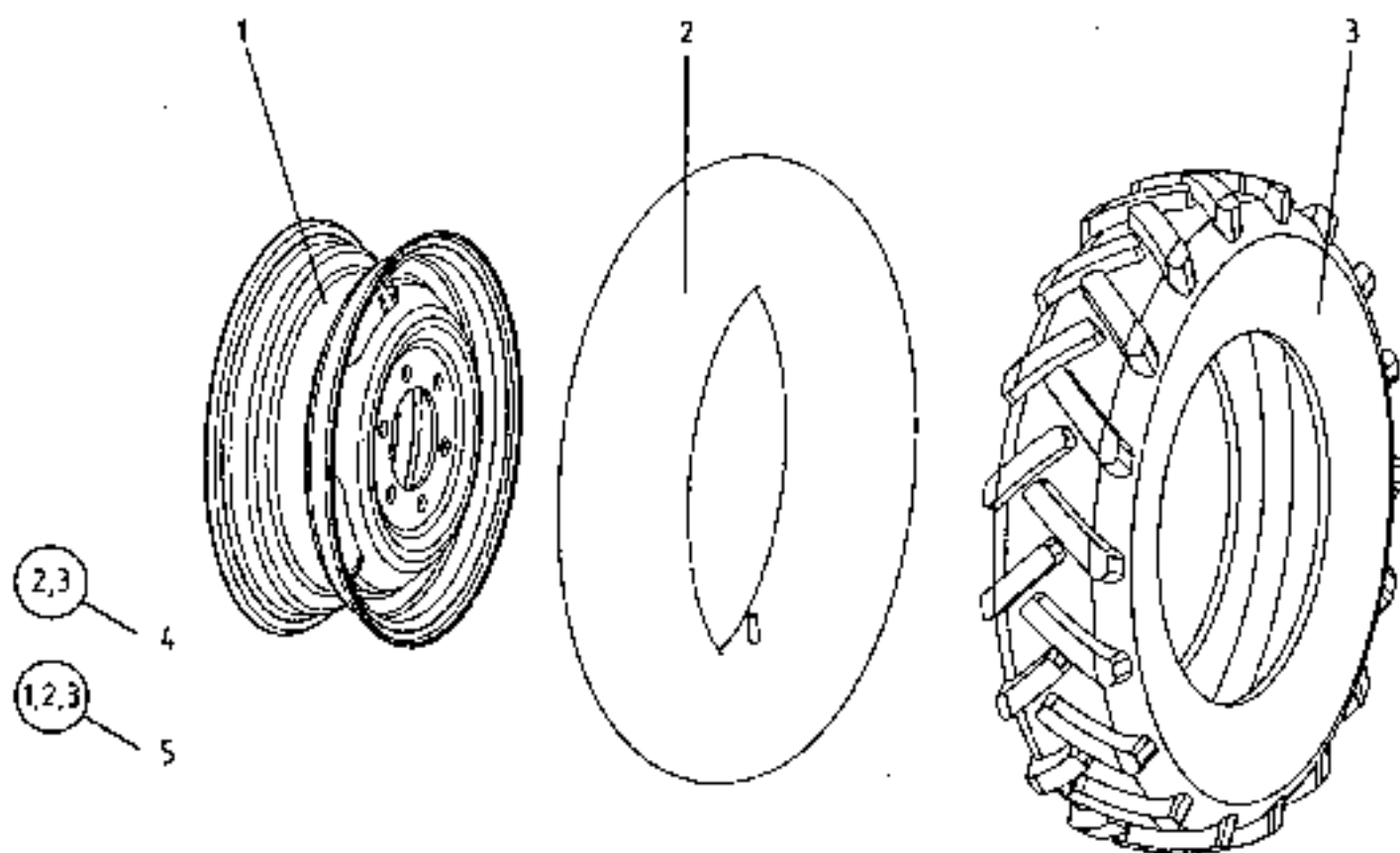


8.B 导向轮总成 Guide Wheel

Ser.No.	Part No.	名称及规格	Name & Specifications	Quantity	Remarks
1	300.32.001	轮辋总成(15×4.00E)	Guide wheel rim (15×4.00E)	1×2	
2	GB/T1192-2008-5.00-15	导向轮内胎 5.00-15	Tube 5.00-15	1×2	
3	GB/T1192-2008-5.00-15	导向轮外胎 5.00-15	Tire 5.00-15	1×2	

8. C 前驱动轮总成 Front Drive Wheel

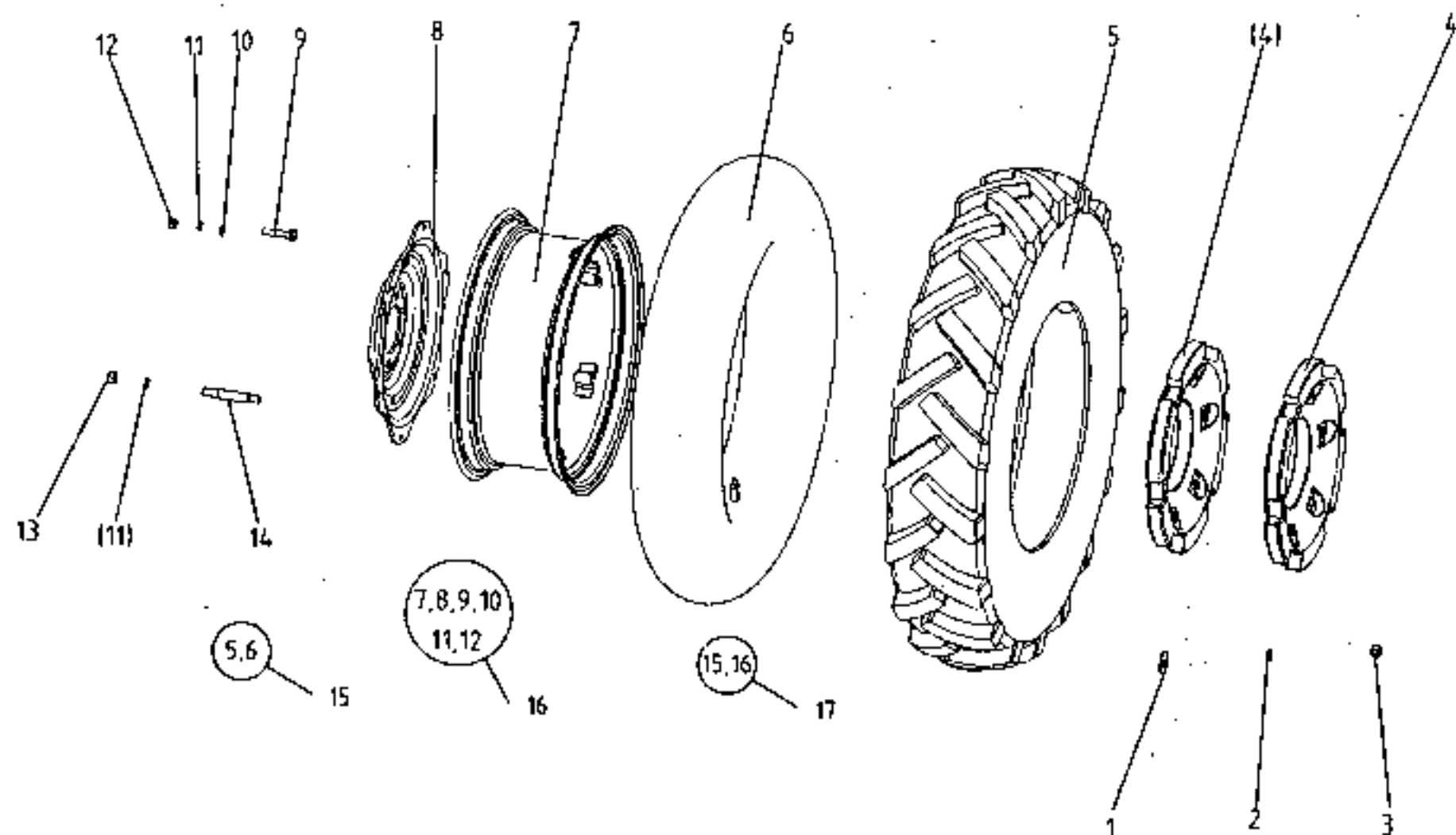
304-9A. 32. 001



8.C 前驱动轮总成 Front Drive Wheel

Ser.No.	Part No.	名称及规格	Name & Specifications	Quantity	Remarks
1	404-9.32.011	前轮轮辋总成 (16×5.00F)	Rim, Front drive wheel (16×5.00F)	1×2	
2	GB/T2979-1999-6.5-16	驱动轮内胎 6.5-16	Inner Tube 6.5-16	1×2	High-lug tyre
	GB/T2979-1999-6.5-16	驱动轮内胎 6.5-16	Inner Tube 6.5-16	1×2	optional
3	GB/T2979-1999-6.5-16	驱动轮外胎 6.5-16	Cover tyre 6.5-16	1×2	High-lug tyre
	GB/T2979-1999-6.5-16	驱动轮外胎 6.5-16	Cover tyre 6.5-16	1×2	optional
4	GB/T2979-1999-6.5-16	驱动轮胎 6.5-16	Tyre 6.5-16	1×2	High-lug tyre
	GB/T2979-1999-6.5-16	驱动轮胎 6.5-16	Tyre 6.5-16	1×2	optional
5		前驱动轮总成	Front Drive Wheel	1×2	High-lug tyre
		前驱动轮总成	Front Drive Wheel	1×2	optional

9. A 驱动轮总成 Drive Wheel (9.5-24) 200.34.001-1



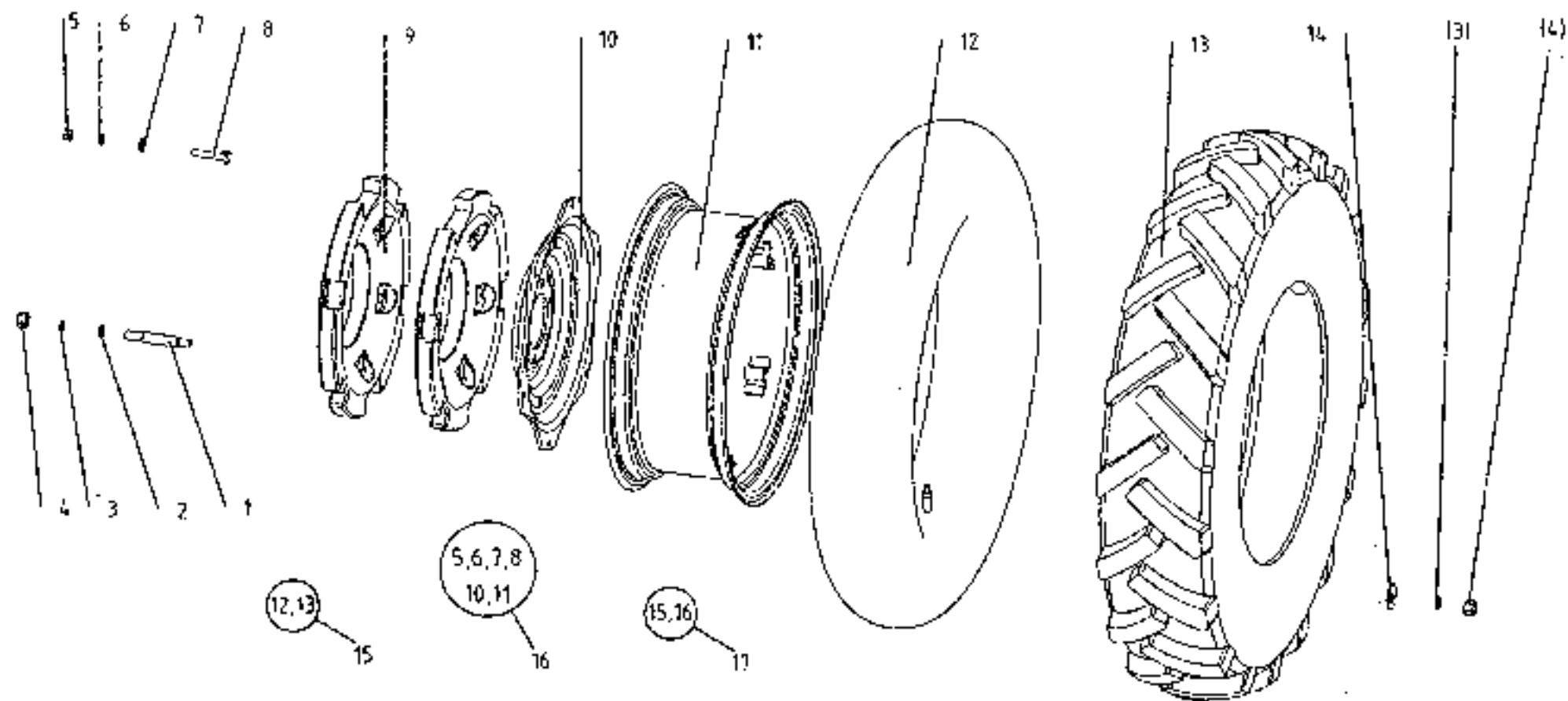
9.A 驱动轮总成 Drive Wheel (9.5-24)

Ser.No.	Part No.	名称及规格	Name & Specifications	Quantity	Remarks
1	GB/T96-2002-16	垫圈 16	Large plain washer 16	6×2	
2	GB/T93-1987-16	垫圈 16	Spring lock washer 16	6×2	
3	GB/T6170-2000-M16	螺母M16	Fine thread hex. nut M16	6×2	
4	200.34.103-2	驱动轮配重	Rear wheel ballast	4×2	
5	GB/T2979-1999-9.50-24	外胎 9.50-24	Cover tyre 9.50-24	1×2	
6	GB/T2979-1999-9.50-24	内胎 9.50-24	Inner tube 9.50-24	1×2	
7	200.34.020-2	轮辋焊合件	Driving wheel rim	1×2	
8	200.34.110-2	后轮辐板	Rear wheel disc	1×2	
9	200.34.115	轮辋螺栓	Catch bolt	6×2	
10	200.34.117	垫圈 14	Plain washer 14	6×2	
11	GB/T93-1987-14	垫圈 14	Spring lock washer 14	12×2	
12	GB/T6176-2000-M14×1.5	螺母 M14×1.5	Fine thread hex. nut M14×1.5	6×2	
13	GB/T6170-2000-M14	螺母 M14	Fine thread hex. nut M16	6×2	
14	200.34.104-2	配重螺栓	Ballast bolt	6×2	
15	GB/T2979-1999-9.50-24	轮胎 9.50-24	Tyre 9.50-24	1×2	
16	200.34.011B-2	轮辋总成	Driving wheel rim assembly	1×2	
17		轮胎总成 9.50-24	Tyre assembly 9.50-24	1×2	

9.B 驱动轮总成 (11.2-24)

Drive Wheel (11.2-24)

300.34.001-1



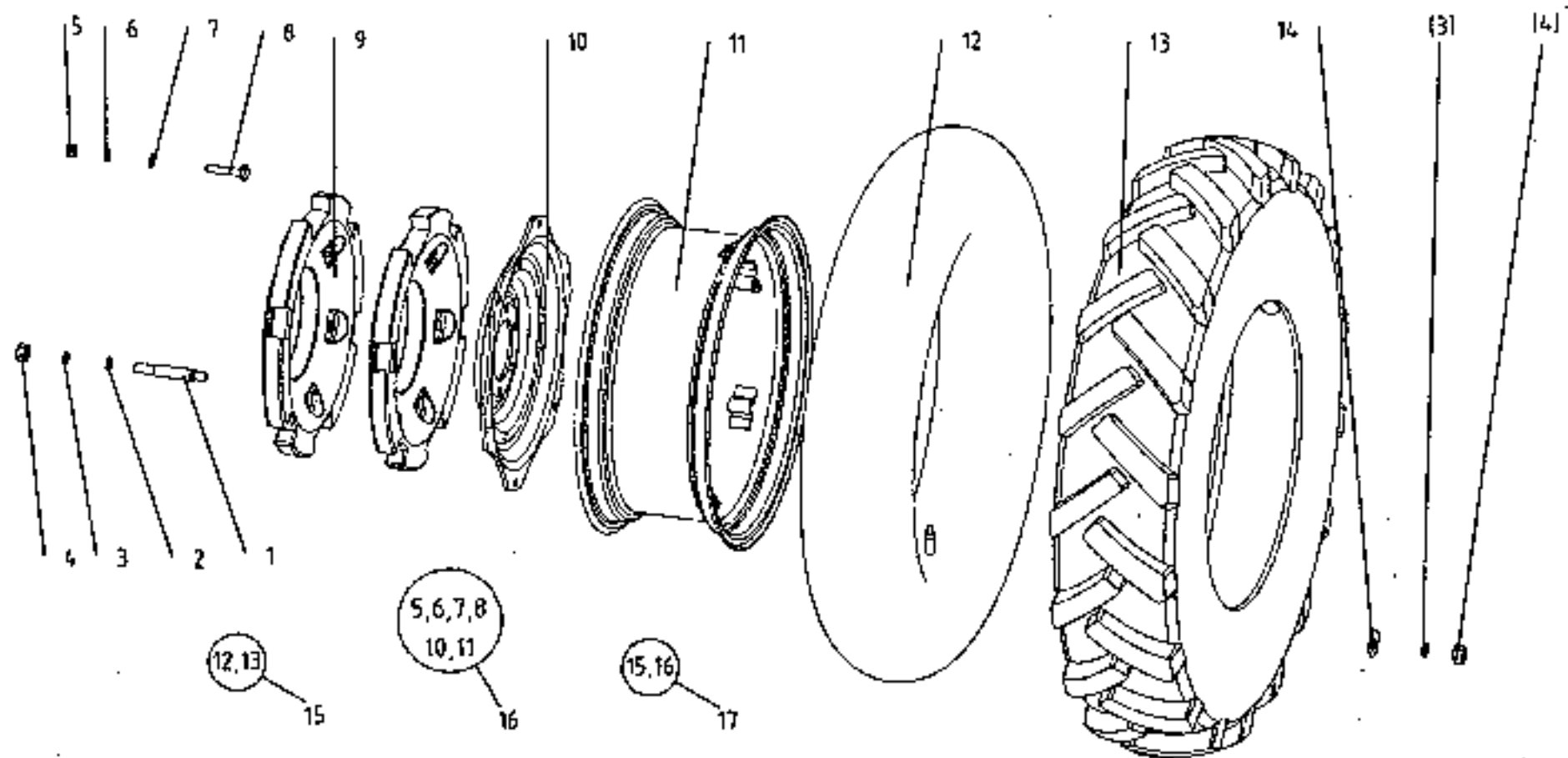
9.B 驱动轮总成(11.2-24) Drive Wheel (11.2-24)

Ser.No.	Part No.	名称及规格	Name & Specifications	Quantity	Remarks
1	300.34.102-2	配重螺栓	Bolt for ballast	3×2	
2	GB/T97.1-2002-16	垫圈 16	Plain washer 16	3×2	
3	GB/T93-1987-16	垫圈 16	Spring lock washer 16	6×2	
4	GB/T6170-2000-M16	螺母 M16	Hex. nut M16	6×2	
5	GB/T6176-2000-M14×1.5	螺母 M14×1.5	Fine thread hex. nut M14×1.5	6×2	
6	GB/T93-1987-14	垫圈 14	Spring lock washer 14	6×2	
7	GB/T97.1-2002-14	垫圈 14	Plain washer 14	6×2	
8	200.34.115	轮辋螺栓	Attachment bolt	6×2	
9	300.34.101-2	后配重	Rear wheel ballast	2×2	
10	300.34.103-1	驱动轮辐板	Wheel disc	1×2	
11	300.34.011	驱动轮轮辋总成	Wheel rim	1×2	
12	GB/T2979-1999-11.2-24	驱动轮内胎 11.2-24	Inner tube 11.2-24	1×2	
13	GB/T2979-1999-11.2-24	驱动轮外胎 11.2-24	Cover tyre 11.2-24	1×2	
14	GB/T96-2002-16	垫圈 16	Large plain washer 16	3×2	
15	GB/T2979-1999-11.2-24	轮胎 11.2-24	Tyre 11.2-24	1×2	
16		轮辋总成	Driving wheel rim assembly	1×2	
17		轮胎总成11.2-24	Tyre assembly 11.2-24	1×2	

9.C 驱动轮总成

Drive Wheel

304-9A. 34. 001



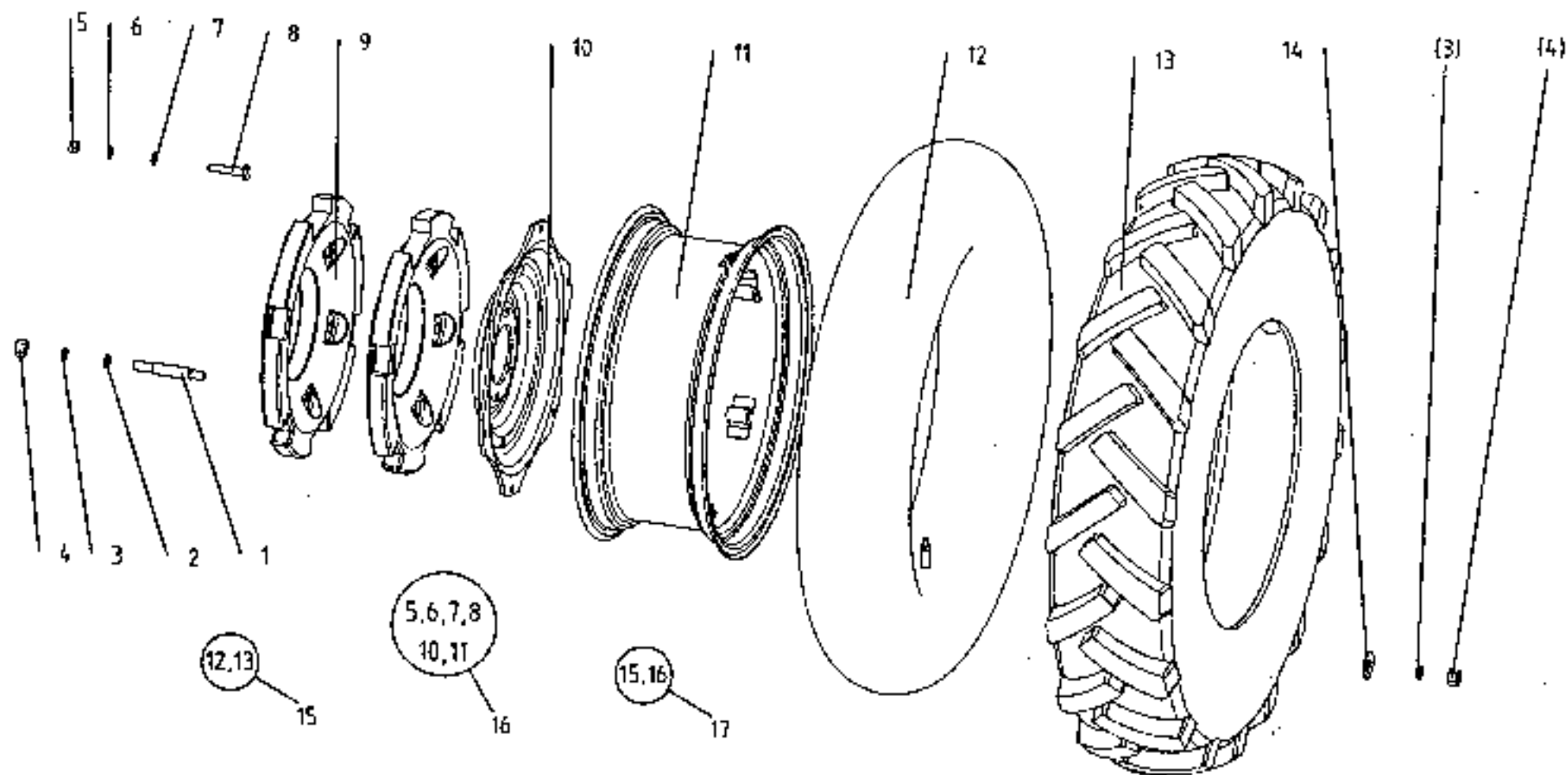
9.C 驱动轮总成 Drive Wheel

Ser.No.	Part No.	名称及规格	Name & Specifications	Quantity	Remarks
1	300.34.102-2	配重螺栓	Bolt for ballast	3×2	
2	GB/T97.1-2002-16	垫圈 16	Plain washer 16	3×2	
3	GB/T93-1987-16	垫圈 16	Spring lock washer 16	6×2	
4	GB/T6170-2000-M16	螺母 M16	Hex. nut M16	6×2	
5	GB/T6170-2000-M14	螺母 M14	Fine thread hex. nut M14	6×2	
6	GB/T93-1987-14	垫圈 14	Spring lock washer 14	6×2	
7	GB/T97.1-2002-14	垫圈 14	Plain washer 14	6×2	
8	200.34.115	轮辋螺栓	Attachment bolt	6×2	
9	300.34.101-2	后配重	Rear wheel ballast	2×2	
10	300.34.103-1	驱动轮辐板	Wheel disc	1×2	
11	404-9.34.011	轮辋总成 (24×W10)	Wheel rim	1×2	
12	GB/T2979-1999-11.2-24	驱动轮内胎 11.2-24	Inner tube 11.2-24	1×2	
13	GB/T2979-1999-11.2-24	驱动轮外胎 11.2-24	Cover tyre 11.2-24	1×2	
14	GB/T96-2002-16	垫圈 16	Large plain washer 16	3×2	
15	GB/T2979-1999-11.2-24	轮胎 11.2-24	Tyre 11.2-24	1×2	
16		轮辋总成	Driving wheel rim assembly	1×2	
17		轮胎总成 11.2-24	Tyre assembly 11.2-24	1×2	

9.D 驱动轮总成

Drive Wheel

304-9A, 34A, 001



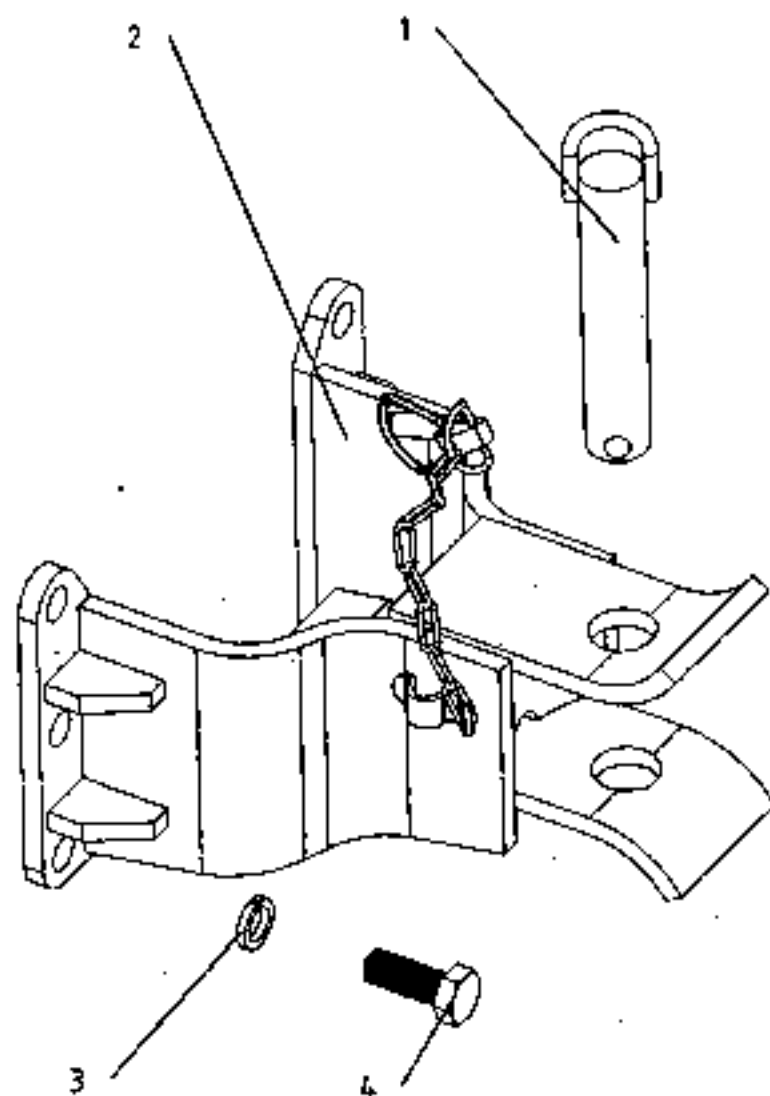
9.D 驱动轮总成 Drive Wheel

Ser.No.	Part No.	名称及规格	Name & Specifications	Quantity	Remarks
1	300.34.102-2	配重螺栓	Bolt for ballast	3×2	
2	GB/T97.1-2002-16	垫圈 16	Plain washer 16	3×2	
3	GB/T93-1987-16	垫圈 16	Spring lock washer 16	6×2	
4	GB/T6170-2000-M16	螺母 M16	Hex. nut M16	6×2	
5	GB/T6170-2000-M14	螺母 M14	Fine thread hex. nut M14	6×2	
6	GB/T93-1987-14	垫圈 14	Spring lock washer 14	6×2	
7	GB/T97.1-2002-14	垫圈 14	Plain washer 14	6×2	
8	200.34.115	轮辋螺栓	Attachment bolt	6×2	
9	300.34.101-2	后配重	Rear wheel ballast	2×2	
10	300.34.103-1	驱动轮棉板	Wheel disc	1×2	
11	304-9A.34A.011	轮辋总成 (24×W8)	Wheel rim	1×2	
12	GB/T2979-1999-9.5-24	驱动轮内胎 9.5-24	Inner tube 9.5-24	1×2	
13	GB/T2979-1999-9.5-24	驱动轮外胎 9.5-24	Cover tyre 9.5-24	1×2	High-lug tyre
14	GB/T96-2002-16	垫圈 16	Large plain washer 16	3×2	
15	GB/T2979-1999-9.5-24	轮胎 9.5-24	Tyre 9.5-24	1×2	High-lug tyre
16		轮辋总成	Driving wheel rim assembly	1×2	
17		轮胎总成 9.5-24	Tyre assembly 9.5-24	1×2	High-lug tyre

10. A 牵引装置总成

Drawbar

200.35.001-1



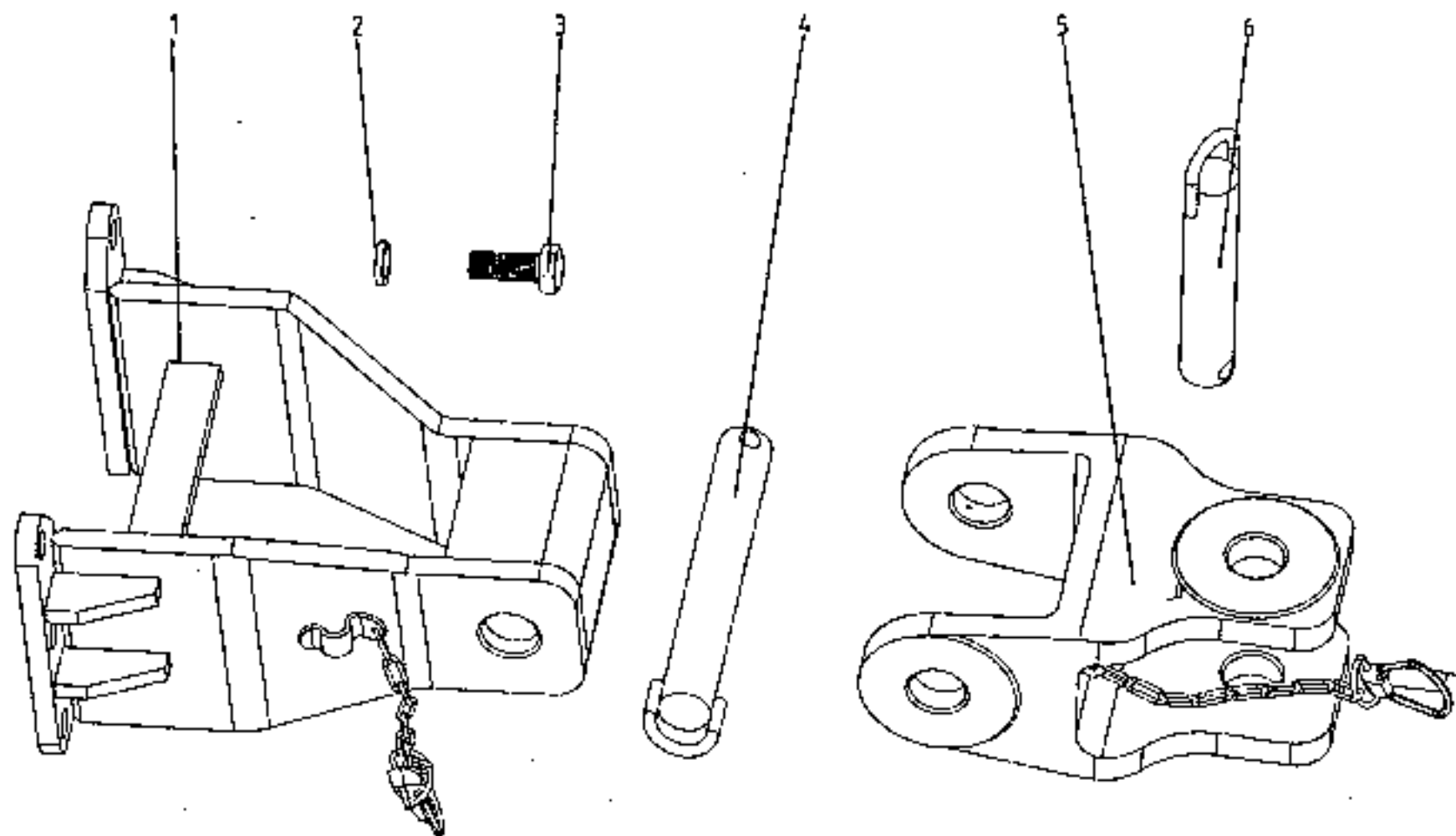
10. A 牵引装置总成 Drawbar

Ser.No.	Part No.	名称及规格	Name & Specifications	Quantity	Remarks
1	200.35.012-1	插销焊合件	Hitch pin	1	
2	200.35.011-1	牵引架焊合件	Drawbar frame	1	
3	GB/T93-1987-16	垫圈 16	Spring lock washer 16	6	
4	GB/T5783-2000-M16×40	螺栓 M16×40	Hex. head bolt M16×40	6	

10. B 牵引装置总成

Drawbar

200, 35B, 001-5



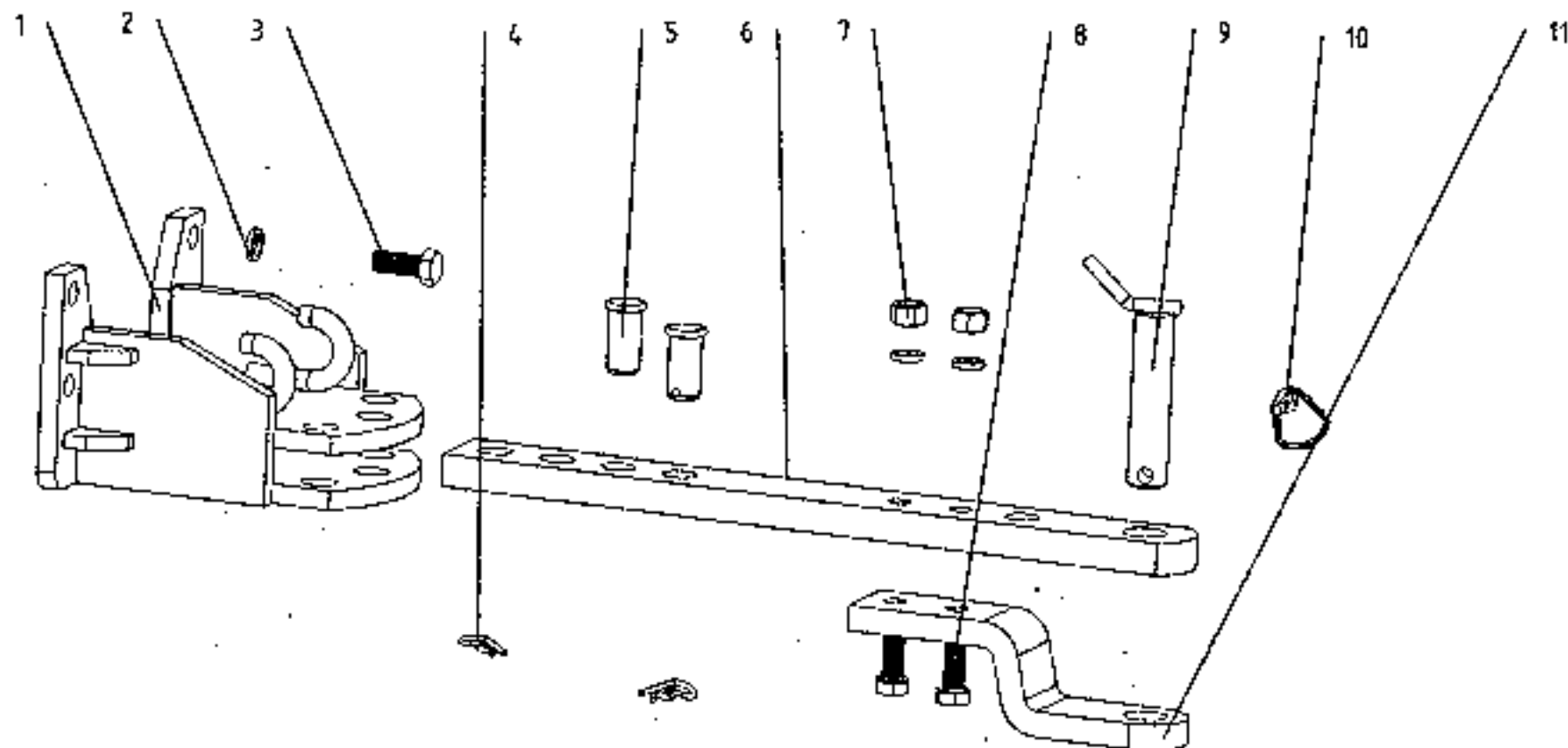
10.B 牵引装置总成 Drawbar

Ser.No.	Part No.	名称及规格	Name & Specifications	Quantity	Remarks
1	200.35B.011	前牵引架焊合件	Front drawbar frame	1	level 8.8
2	GB/T93-1987-16	垫圈 16	Spring lock washer 16	4	
3	GB/T5783-2000-M16×40	螺栓 M16×40	Hex. head bolt M16×40	4	
4	200.35B.016	插销焊合件	Hitch pin	1	
5	200.35B.015	中间连接架焊合件	Connecting board frame	1	
6	200.35.012-1	插销焊合件	Hitch pin	1	

10.C 摆杆式牵引装置总成

Tractor Drawbar

280.53A.001



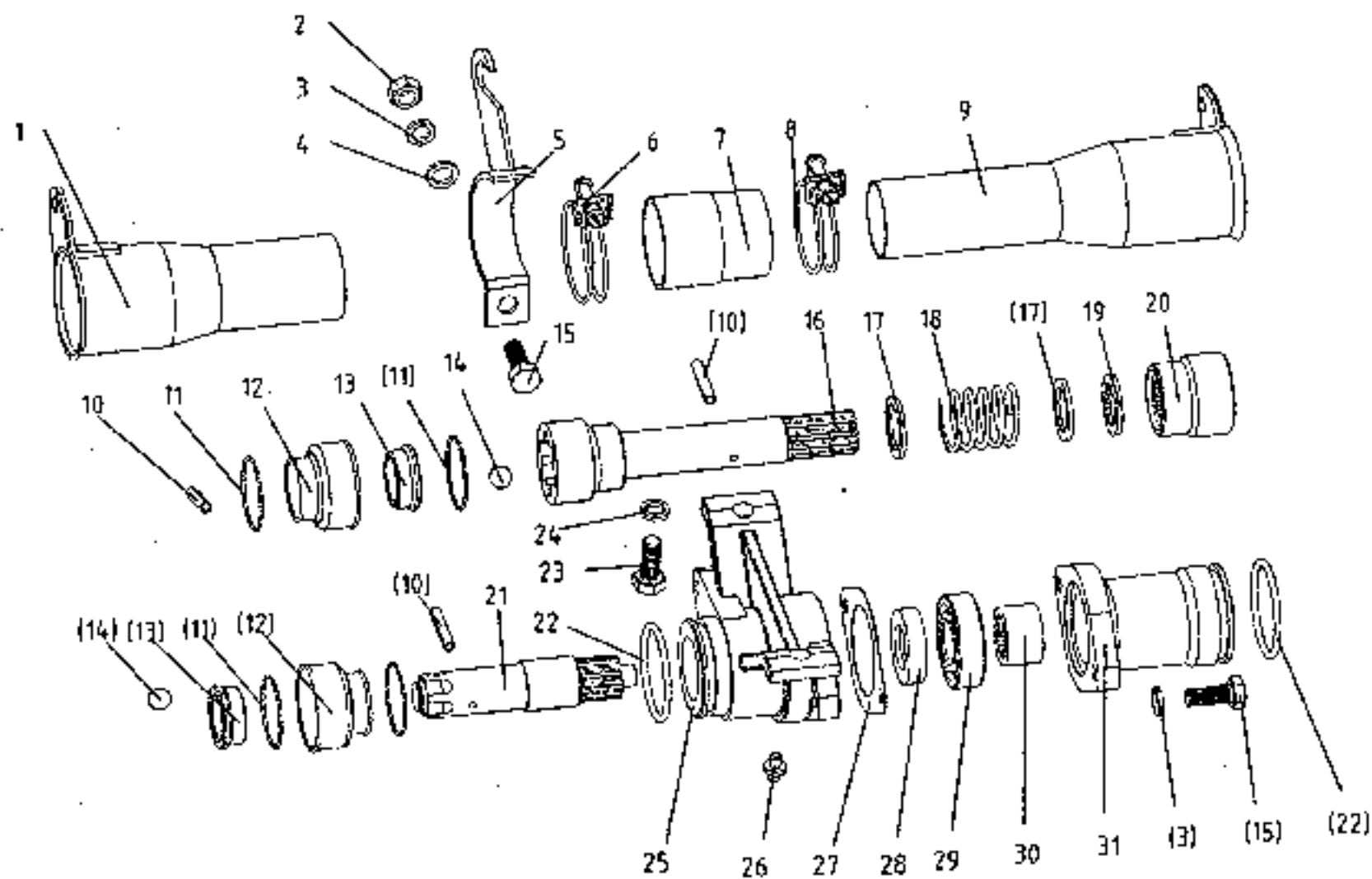
10.C 摆式牵引装置总成 Tractor Drawbar

Ser.No.	Part No.	名称及规格	Name & Specifications	Quantity	Remarks
1	280.53A.012-1	摆杆式牵引焊合件	Swing Drawbar Frame	1	
2	GB/T93-1987-16	垫圈 16	Spring lock washer 16	6	
3	GB/T5783-2000-M16×40	螺栓 M16×40	Hex. head bolt M16×40	4	
4	300.53.102	牵引R销	R-pin	2	
5	300.53.109	牵引销	Hitch pin	2	
6	300.53A.103	牵引板	Drawbar plate	1	
7	GB/T6170-2000-M16	螺母 M16	Hex. nut M16	2	
8	GB/T5782-2000-M16×65	螺栓 M16×65	Hex. head bolt M16×65	2	
9	300.53.011	销轴焊合件	Spindle	1	
10	200.56.011	锁销组合件	Lock pin	1	
11	300.53.104-1	牵引卡	Drawbar clamping plate	1	

11 传动轴总成

Transmission Shaft (for 4WD)

254-10.36.001/304A-11.36.001



11 传动轴总成 Transmission Shaft

Ser.No.	Part No.	名称及规格	Name & Specifications	Quantity	Remarks
1	254-5.36.012	前套管焊合件	Front housing	1	for engine 385
	304A-11.36.012	前套管焊合件	Front housing	1	for engine 390
2	GB/T6170-2000-M8	螺母 M8	Hex. nut M8	1	
3	GB/T93-1987-8	垫圈 8	Spring lock washer 8	4	
4	GB/T97.1-2002-8	垫圈 8-140HV	Flat washer 8-140HV	1	
5	GB/T5783-2000-M8×25	螺栓 M8×25	Hex. head bolt M8×25	3	
6	304A.36.013	固定架焊合件	Fixing bracket	2	
7	304.36.014	环箍 φ53总成	Hoop φ53	1	
8	304.36.103	密封套	Seal sleeve	1	
9	304.36.015	环箍 φ48总成	Hoop φ48	1	
10	304.36.016	后套管焊合件	Rear housing	1	
11	GB/T879.1-2000-4×30	销 4×30	Slotted spring pin 4×30	3	
12	GB/T3081-1982-I-1.4	热镀锌钢丝 I-1.4	Steel wire I-1.4	按需 need	
13	304.36.108	橡胶护罩	Rubber cover	2	
14	304.36.101	支承套	Support sleeve	2	
15	GB/T308-2002-9	钢球 9	Steel ball 9	12	
16	254-10.36.011	前球形联接套焊合件	Transmission shaft	1	for engine 385
	304A-11.36.011	前球形联接套焊合件	Transmission shaft	1	for engine 390
17	304.36.104	挡圈 (二)	Blocking ring (2)	2	
18	304.36.105	弹簧	Spring	1	
19	304.36.106	密封挡圈	Seal blocking ring	1	
20	304.36.107	后球形连接套	Rear connecting-sleeve	1	
21	304A.36.107	后中轴	Rear mid-shaft	1	
22	GB/T3452.1-1992-48.7×3.55	O形圈 48.7×3.55	O-ring seal 48.7×3.55	2	
23	GB/T5783-2000-M10×25	螺栓 M10×25	Hex. head bolt M10×25	2	

11 传动轴总成 Transmission Shaft

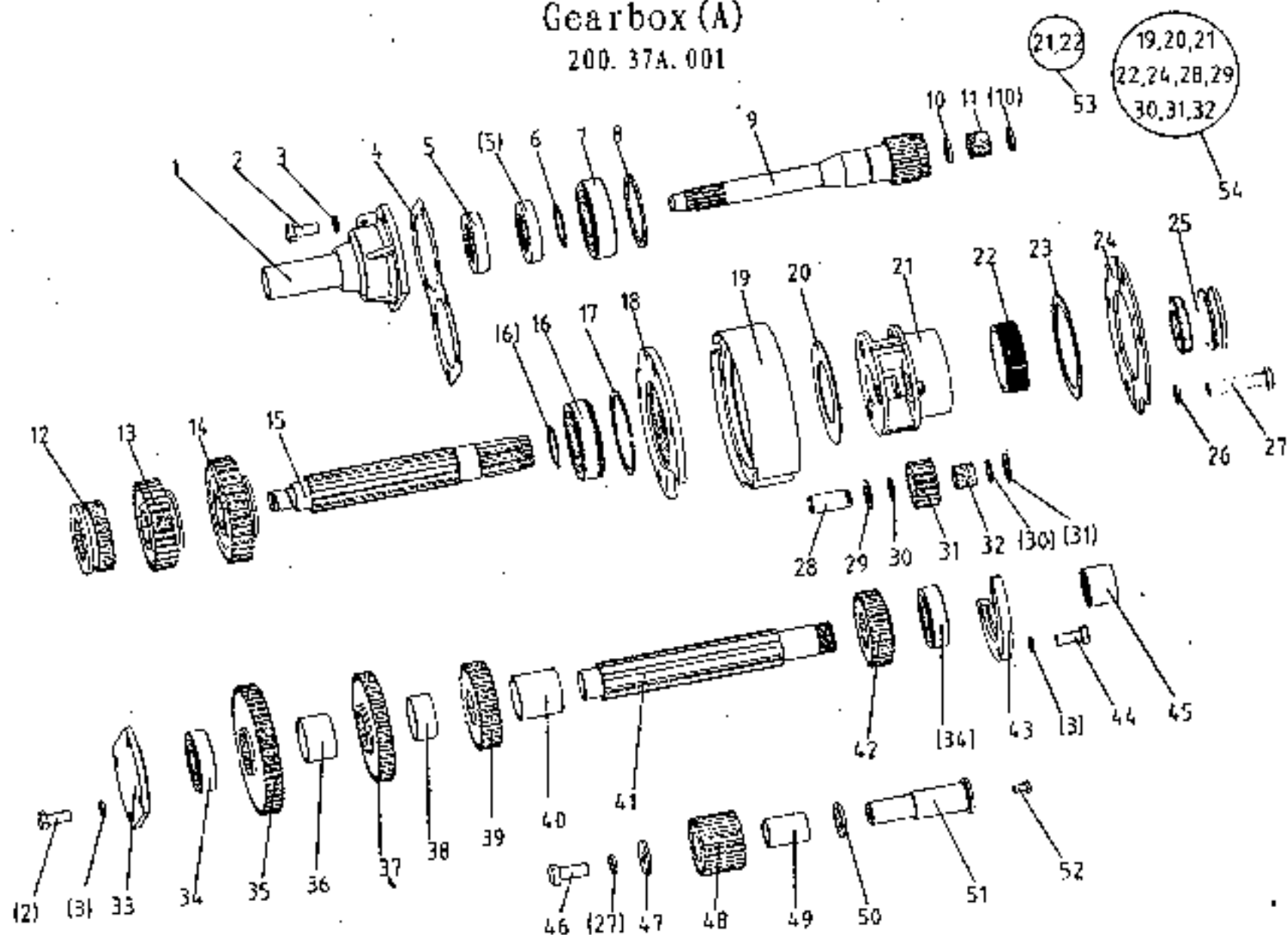
续表

Ser.No.	Part No.	名称及规格	Name & Specifications	Quantity	Remarks
24	GB/T93-1987-10	垫圈 10	Spring lock washer 10	2	
25	304.36.109	中轴座	Mid-shaft seat	1	
26	JB/T7940.1-1995-M10×1	油杯 M10×1		1	
27	304.36.110	纸垫	Paper gasket	1	
28	HG4-692-67-PG25×42×10	油封 PG25×42×10	Oil seal PG25×42×10	1	
29	GB/T276-1994-6205-Z	轴承 6205-Z	Ball bearing with shields 6205-Z	1	
30	304.36.113	接合套	Connecting sleeve	1	
31	304A.36.106	中轴套管	Mid-shaft housing	1	

12.1 变速箱总成 (A)

Gearbox (A)

200. 37A. 001



12.1 变速箱总成(A) Gearbox(A)

Ser.No.	Part No.	名称及规格	Name & Specifications	Quantity	Remarks
1	200.37.103-1	一轴前轴承盖	Front bearing cover, shaft I	1	
2	GB/T5783-2000-M10×20	螺栓 M10×20	Hex. Head bolt M10×20	9	
3	GB/T93-1987-10	垫圈 10	Spring lock washer 10	30	
4	200.37.104	前轴承衬垫	Bearing cover gasket	1	
5	HG4-692-67-PD35×62×12	油封 PD35×62×12	Oil seal PD35×62×12	2	
6	GB/T894.1-1986	挡圈 35	Circlip for shaft 35	3	
7	GB/T276-1994-6307	滚动轴承 6307	Ball bearing 6307	1	
8	GB/T893.1-1986-80	挡圈 80	Circlip for hole 80	1	
9	200.37.102-2	一轴常啮合齿轮	Constant-mesh gear, shaft I	1	
10	200.37.105	滚针止推圈	Thrust washer, roller	2	
11	GB/T309-2000-2.5×19.8	滚针 2.5×19.8	Needle roller 2.5×19.8	28	
12	200.37A.136	二轴三、四档齿轮	3rd & 4th speed, shaft II	1	
13	200.37A.135	第二轴二档齿轮	2nd speed, shaft II	1	
14	200.37A.130	第二轴一档齿轮	1st speed, shaft II	1	
15	200.37.137	二轴	shaft II	1	
16	GB/T276-1994-6307N	滚动轴承 6307N	Snap ring ball bearing 6307N	1	
17	GB/T305-1998-80	止动环 80	Snap ring 80	1	
18	200.37.120-1	第二轴后轴承盖	Rear bearing cover, Shaft II	1	
19	200.37.208	齿圈	Ring gear	1	
20	200.37.201	行星架前垫片	Front shim, planet carrier	1	
21	200.37.209	行星齿轮架	Planet carrier	1	
22	200.37.210	行星轮架花键圈	Splined ring, planet carrier	1	
23	200.37.205	行星架后垫片	Rear shim, planet carrier	1	
24	200.37.206	行星轮架后盖	Rear cover, planet carrier	1	
25	200.37.212	接合齿套	Sliding gear	1	

12.1 变速箱总成(A) Gearbox(A)

续表

Ser.No.	Part No.	名称及规格	Name & Specifications	Quantity	Remarks
26	GB/T93-1987-12	垫圈 12	Spring lock washer 12	18	
27	GB/T5782-2000-M12×70	螺栓 M12×70	Hex. head bolt M12×70	4	
28	200.37.202	行星齿轮轴	Planet gear shaft	3	
29	200.37.204	行星齿轮垫片	Shim, Planet gear	6	
30	200.37.203	行星齿轮滚针隔圈	Needle bearing retainer	6	
31	200.37.207	行星齿轮	Planet gear	3	
32	GB/T309-2000-3×19.8	滚针 3×19.8	Needle roller 3×19.8	66	
33	200.37.106	中间轴前轴承盖	Front bearing cover, counter-shaft	1	
34	GB/T276-1994-6306	滚动轴承 6306	Ball bearing 6306	2	
35	200.37.108-2	中间轴常啮合齿轮	Constant-mesh gear, counter-shaft	1	
36	200.37.109	中间轴前隔圈	Front spacer sleeve, counter-shaft	1	
37	200.37.110-1	中间轴三档齿轮	3rd speed gear, counter-shaft	1	
38	200.37.112	中间轴中隔圈	Middle spacer sleeve, counter-shaft	1	
39	200.37A.113	中间轴二档齿轮	2nd speed gear, counter-shaft	1	
40	200.37.115	中间轴后隔圈	Rear spacer sleeve, counter-shaft	1	
41	200.37.023	中间轴组合件	Counter-shaft	1	
42	200.37A.117	中间轴一档齿轮	1st speed gear I gear, counter-shaft	1	
43	200.37.118-1	中间轴后轴承盖	Rear bearing cover, counter-shaft	1	
44	GB/T5783-2000-M10×25	螺栓 M10×25	Hex. Head bolt M10×25	9	
45	200.37.214	输出轴接合套	Splined sleeve	1	
	200.37.214A	输出轴接合套	Splined sleeve	1	Two-speed output
46	GB/T5783-2000-M12×30	螺栓 M12×30	Hex. Head bolt M12×30	1	
47	200.37.111	倒档齿轮挡圈	Retaining ring, reverse gear	1	
48	200.37.145-1	倒档齿轮	Reverse gear	1	

12.1 变速箱总成(A) Gearbox(A)

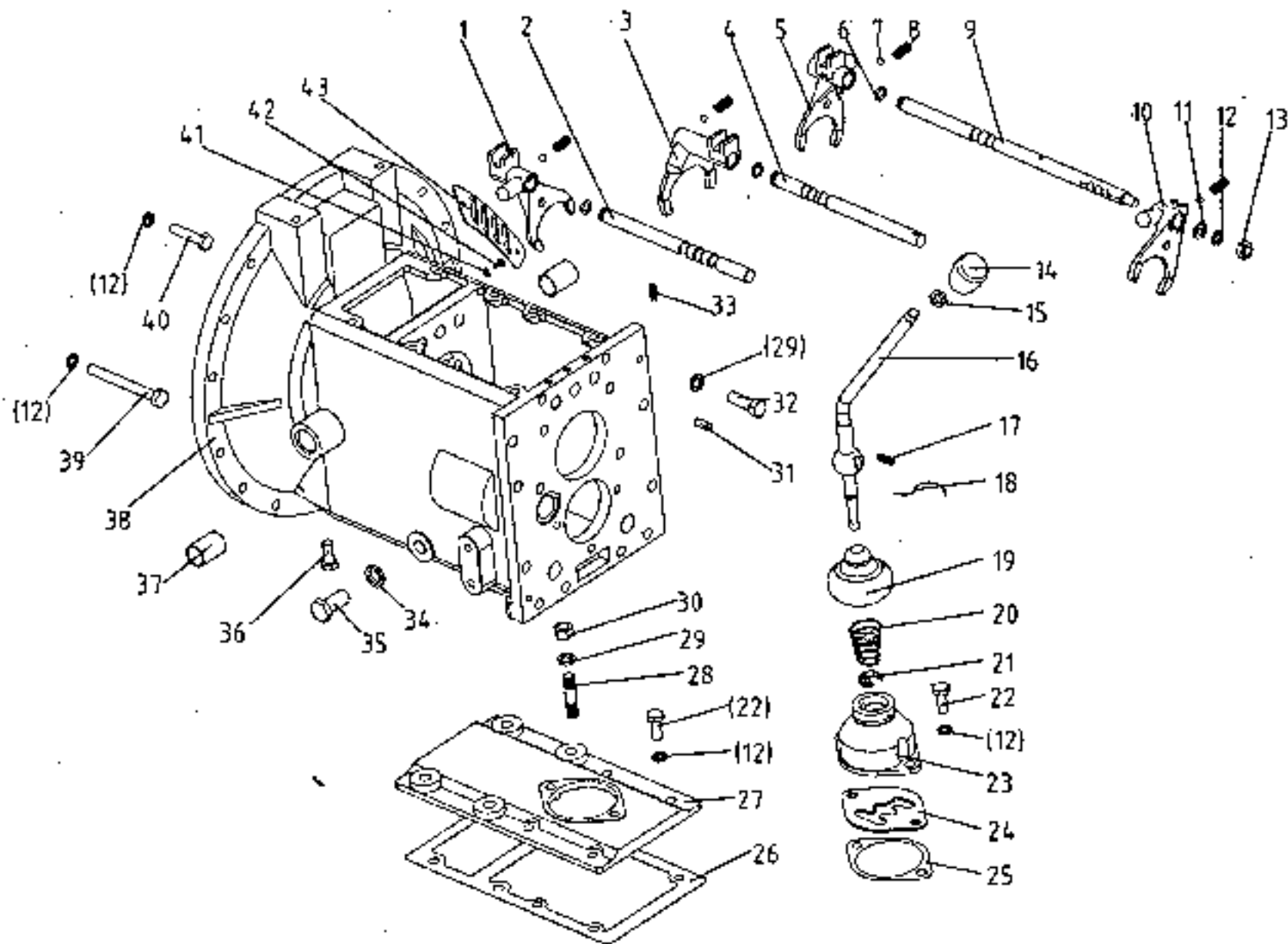
续表

Ser.No.	Part No.	名称及规格	Name & Specifications	Quantity	Remarks
49	200.37.146	倒档齿轮衬套	Bush , reverse gear	1	
50	200.37.114	倒档齿轮止推垫	Thrust ring , reverse gear	1	
51	200.37.116	倒档轴	Reverse gear shaft	1	
52	GB/T65-2000-M6×8	螺钉 M6×8	Hex head screw M6×8	3	
53	200.37.021	行星架压合件	Planet carrier part	1	
54	200.37.012	行星机构总成	Planet carrier assembly	1	

12.2 变速箱总成(B)

Gearbox (B).

.200.37A.001



12.2 变速箱总成(B) Gearbox(B)

Ser.No	Part No.	名称及规格	Name & Specifications	Quantity	Remarks
1	300.37.126	右拨叉	Right shift fork	1	
2	200.37.125-1	右拨叉轴	Shaft, right shift fork	1	
3	200.37.124	中拨叉	Middle shift fork	1	
4	200.37.123-1	中拨叉轴	Shaft, middle shift fork	1	
5	300.37.130	左拨叉	Left shift fork	1	
6	GB/T3452.1-1992-10×2.65	O形圈 10×2.65	O-ring seal 10×2.65	3	
7	GB/T308-2002-9.5	钢球 9.5	Steel ball 9.5	4	
8	450.38.160	拨叉定位弹簧	Positioning spring, shift fork	4	
9	200.37.121-1	左拨叉轴	Shaft, left shift fork	1	
10	200.37.211	高低档拨叉	Shift fork, Hi- low speed range	1	
11	GB/T97.1-2002-10	垫圈 10	Chamfered plain washer 10	1	
12	GB/T93-1987-10	垫圈 10	Spring lock washer 10	30	
13	GB/T6170-2000-M10	螺母 M10	Hex. nut M10	1	
14	200.37.014-1	换挡杆手柄总成	Shift lever handle	1	
15	GB/T6172-2000-M10	螺母 M10	Hex. nut M10	1	
16	200.37A.150	换挡杆	Shift lever	1	
17	GB/T75-1985-M8×12	螺钉 M8×12	Set screw with dog point M8×12	2	
18	200.37.151	冷拉钢丝1.4×160	Cold drawn steel wire φ1.4×160	1	
19	300.37.188	防尘罩	Dust boot	1	
20	300.37.112	换挡杆弹簧	Spring, gear shift lever	1	
21	300.37.113	变速杆弹簧挡圈	Spring stopper, gear shift lever	1	
22	GB/T5783-2000-M10×25	螺栓 M10×25	Hex. Head bolt M10×25	9	
23	300.37.114-1	换挡杆座	Seat, gear shift lever	1	
24	200.37.133	换挡杆限位框	Gear shifting gate	1	
25	200.37.134	换挡座衬垫	Seat gasket, gear shift lever	2	

12.2 变速箱总成(B) Gearbox(B)

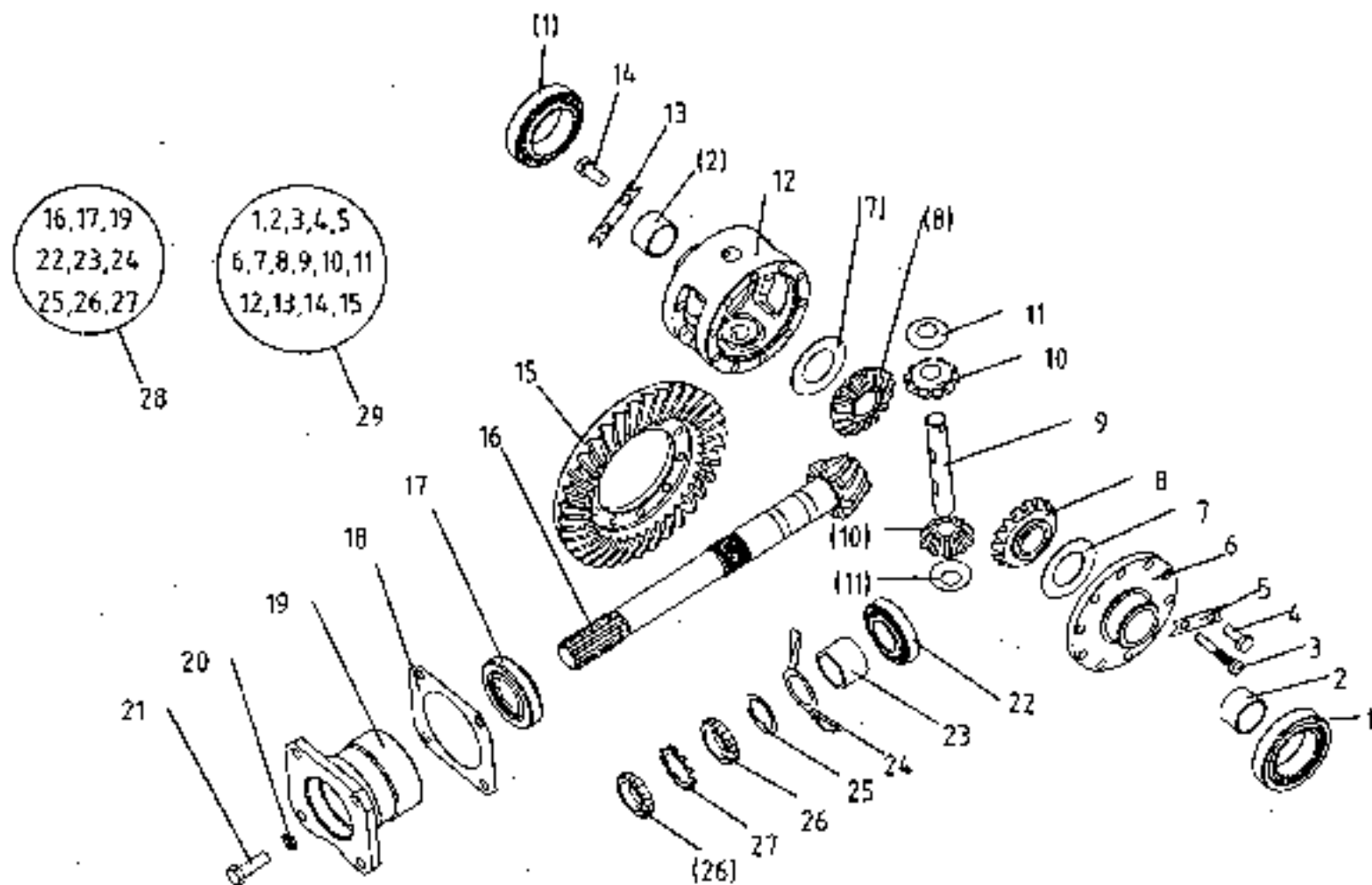
续表

Ser.No	Part No.	名称及规格	Name & Specifications	Quantity	Remarks
26	200.37.138	变速箱盖衬垫	Gasket, gearbox cover	1	
27	200.37.139	变速箱盖	Gearbox cover	1	
28	GB/T898-1988-AM12×45	螺栓 AM12×45	Studs AM12×45	4	
29	GB/T93-1987-12	垫圈 12	Spring lock washer 12	18	
30	GB/T6170-2000-M12	螺母 M12	Hex. nut M12	4	
31	GB/T119.3-2000-B8×22	销 B8×22	Parallel pin B8×22	2	
32	GB/T5783-2000-M12×35	螺栓 M12×35	Hex. Head bolt M12×35	9	
33	300.37.155	定位螺钉	Positioning screw	3	
34	JB-FT-CU-16	组合密封铜垫圈16	Combination washer 16	1	
35	200.38.024	放油螺栓总成	Oil drain plug	1	
36	GB/T5783-2000-M10×20	螺栓 M10×20	Hex. Head bolt M10×20	9	
37	200.37.141-1	离合器轴衬套	Clutch shaft bush	2	
38	200.37A.101	变速箱壳体	Gearbox housing	1	
39	GB/T5782-2000-M10×115	螺栓 M10×115	Hex. head bolt M10×115	2	8.8 level 380/385
	GB/T5782-2000-M10×130	螺栓 M10×130	Hex. head bolt M10×130	2	8.8 level Two cylinder
	GB/T5783-2000-M10×40	螺栓 M10×40	Hex. head bolt M10×40	2	8.8 level 390
40	GB/T5783-2000-M10×40	螺栓 M10×40	Hex. head bolt M10×40	10	8.8 level
41	GB/T93-1987-6	垫圈 6	Spring lock washer 6	2	
42	GB/T65-2000-M6×8	螺钉 M6×8	Slotted cheese head screw M6×8	3	
43	200.37.128	离合器观察孔盖	Clutch observe hole cover	1	

13.1 后桥总成 (A)

Rear Axle (A)

254D. 38, 001-1



13.1 后桥总成(A) Rear Axle(A)

Ser.No	Part No.	名称及规格	Name & Specifications	Quantity	Remarks
1	GB/T297-1994-32011	轴承 32011	Tapered roller bearing 32011	2	
2	200.38.124	衬套	Bush	2	
3	200.38.126	行星轴固定螺钉	Fixing bolt, planet gear shaft	1	
4	GB/T5783-2000-M10×25	螺栓 M10×25	Hex. head bolt M10×25	9	
5	200.38.125	锁紧垫片	Lock piece	5	
6	200.38.117-1	差速器盖	Differential case cover	1	
7	200.38.123-1	半轴齿轮垫片	Shim halfshaft gear	2	
8	200.38.120	半轴齿轮	Half shaft gear	2	
9	300.38.143	行星轴	Planet gear shaft	1	
10	200.38.119A	行星齿轮	Planet gear	2	
11	200.38.122A-1	行星齿轮垫片	Planet gear shim	2	
12	200.38.116A	差速器壳	Differential case	1	
13	200.38.149	锁紧垫片	Lock piece	5	
14	GB/T5786-2000-M12×1.5×25	螺栓 M12×1.5×25	Fine thread hex. head bolt M12×1.5×25	4	
15	250.38.118	主传动被动齿轮	Spiral crown gear	1	
16	200.38.127-1	主传动主动圆锥齿轮	Shank-type spiral bevel pinion	1	
17	GB/T297-1994-31307	轴承 31307	Tapered roller bearing 31307	1	
18	200.38.104	主传动主动齿轮调整垫片	Shims for front spiral bevel pinion	1 set	
19	200.38.128	主动齿轮轴承座	Bearing seat spiral bevel pinion	1	
20	GB/T93-1987-12	垫圈 12	Spring lock washer 12	4	
21	GB/T5786-2000-M12×1.5×35	螺栓 M12×1.5×35	Fine thread hex. head bolt M12×1.5×35	4	
22	GB/T297-1994-32207	轴承 32207	Tapered roller bearing 32207	1	
23	200.38.133	短隔套	Short spacer sleeve	1	
24	200.38.145	甩油片	Oil slinger	1	
25	200.38.134	锁片	Lock piece	1	

13.1 后桥总成(A) Rear Axle(A)

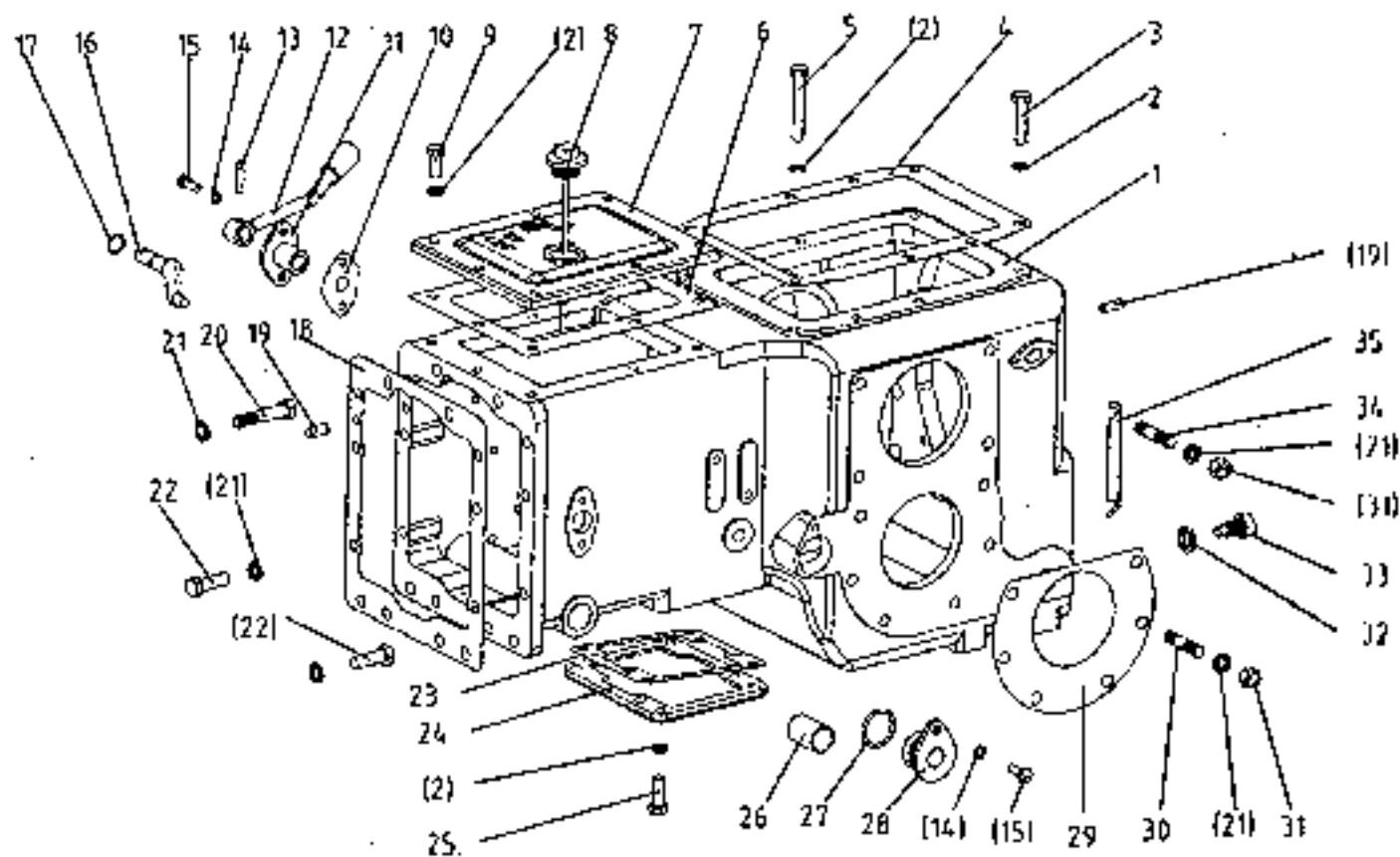
续表

Ser.No	Part No.	名称及规格	Name & Specifications	Quantity	Remarks
26	200.38.130	锁紧螺母	Lock nut	2	
27	200.38.131	止退垫片	Lock washer	1	
28	200.38.012-1	主传动主动齿轮总成	Front spiral bevel pinion assembly	1	
29	250.38.011	差速器总成	Differential case assembly	1	

13.2 后桥总成 (B)

Rear Axle (B)

254D, 38.001-1



13.2 后桥总成(B) Rear Axle (B)

Ser.No	Part No.	名称及规格	Name & Specifications	Quantity	Remarks
1	250D.38.101	后桥壳体	Rear axle case	1	For 2WD
	254D.38.101	后桥壳体	Rear axle case	1	For 4WD
2	GB/T93-1987-10	垫圈 10	Spring lock washer 10	23	
3	GB/T5783-2000-M10×45	螺栓 M10×45	Hex. head bolt M10×45	7	
4	200.38.105	提升器壳纸垫	Paper gasket lift housing	1	
5	GB/T5783-2000-M10×70	螺栓 M10×70	Hex. head bolt M10×70	1	
6	200.38.103	上盖板纸垫	Paper gasket upper cover	1	
7	200.38.135B	上盖板	Upper cover	1	
8	200.38.014	油尺总成	Dipstick	1	
9	GB/T5783-2000-M10×20	螺栓 M10×20	Hex. head bolt M10×20	7	
10	200.38.111	操纵轴衬套纸垫	Paper gasket,bush	1	
11	200.38.113	操纵轴衬套	Bush,shifter peg	1	
12	200.38.020	高低档换挡杆总成	Shift lever,range hi-low speed	1	
13	GB/T879.1-2000-6×28	销 6×28	Slotted spring pin 6×28	2	
14	GB/T93-1987-8	垫圈 8	Spring lock washer 8	5	
15	GB/T5783-2000-M8×25	螺栓 M8×25	Hex. head bolt M8×25	3	
16	200.38.112	高低档拨销	Shifter peg	1	
17	GB/T3452.1-1992-15×2.65	O形圈 15×2.65	O-ring seal 15.6×2.65	2	
18	200.38.102	变速箱与后桥联接纸垫	Paper gasket	1	
19	GB/T119.1-2000-8×16	销 8×16	Parallel pin 8×16	2	
20	GB/T5782-2000-M12×60	螺栓 M12×60	Hex. head bolt M12×60	2	
21	GB/T93-1987-12	垫圈 12	Spring lock washer 12	35	
22	GB/T5783-2000-M12×35	螺栓 M12×35	Hex. head bolt M12×35	10	
23	300.38.109	小盖板纸垫	Paper gasket small cover ,plate	1	Only for 2WD
24	300.38.108	小盖板	Small cover plate	1	Only for 2WD

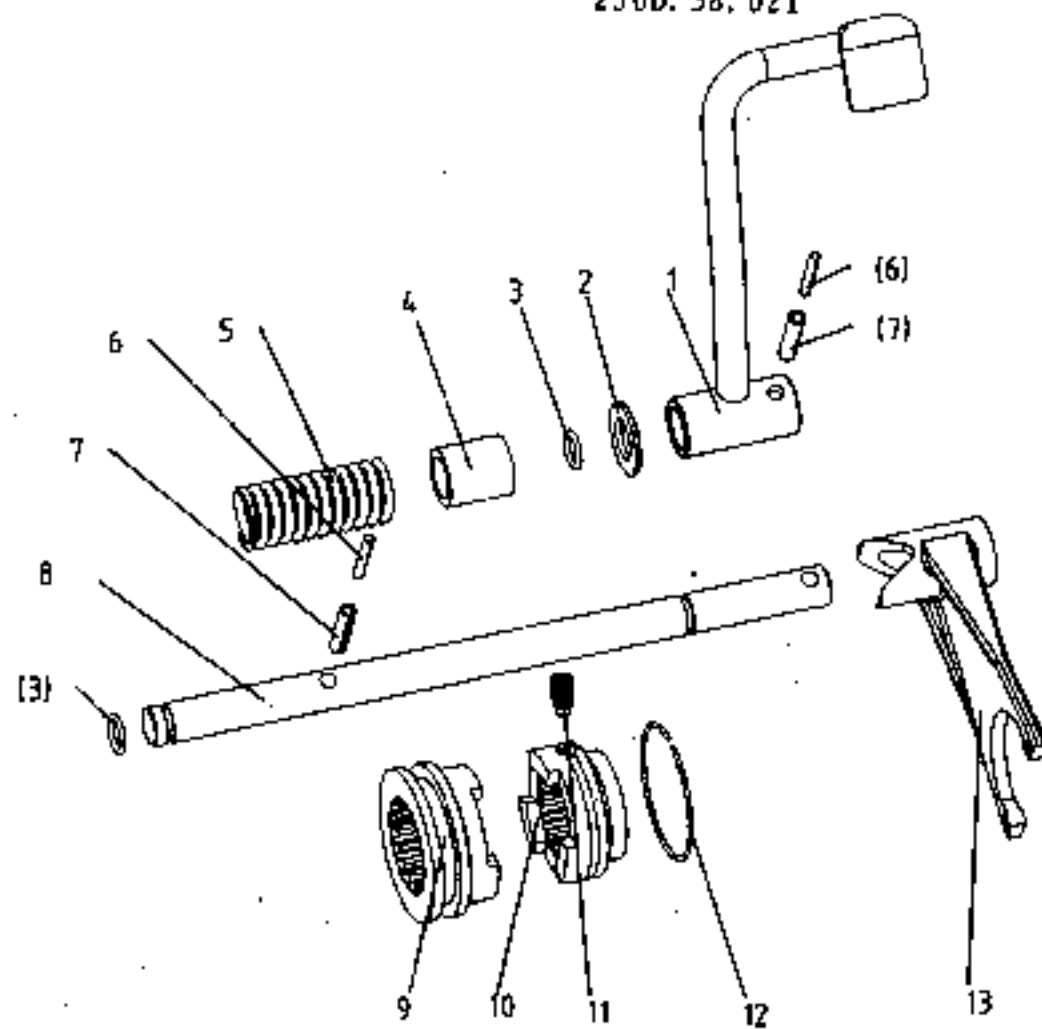
13.2 后桥总成(B) Rear Axle (B)

续表

Ser.No	Part No.	名称及规格	Name & Specifications	Quantity	Remarks
25	GB/T5783-2000-M10×30	螺栓 M10×30	Hex. head bolt M10×30	6	
26	200.38.144	衬套	Bush	2	
27	GB/T3452.1-1992-33.5×3.55	O形圈 33.5×3.55	O-ring seal 33.5×3.55	1	
28	200.38.160	端盖	End cover	1	
29	200.38.107	半轴套管与后桥联接纸垫	Paper gasket	1	
30	GB/T898-1988-AM12×35	螺柱 AM12×35	Stud AM12×35	12	
31	GB/T6170-2000-M12	螺母 M12	Hex. nut M12	20	
32	JB-FT-CU-16	组合密封铜垫圈16	Combination washer 16	1	
33	200.38.024	放油螺塞总成	Oil drain plug	1	
34	GB/T898-1988-AM12×38	螺柱 AM12×38	Double end stud AM12×38	8	
35	200.38.109	主传动被动齿轮调整垫片	Adjusting shims, spiral crown gear	four sets	

13.3 差速锁总成 Differential Lock

250D. 38. 021

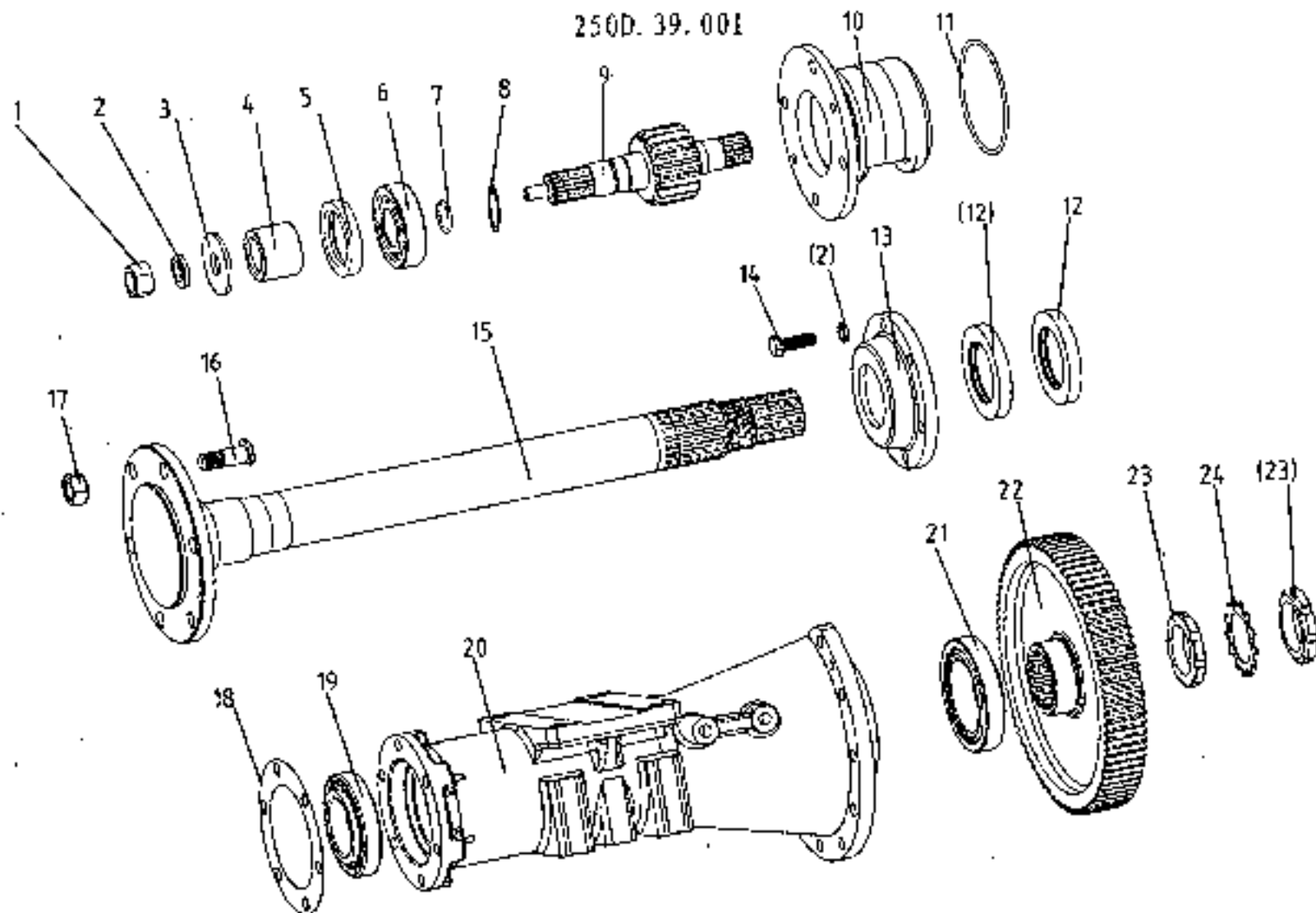


13.3 差速锁总成 Differential Lock

Ser.No	Part No.	名称及规格	Name & Specifications	Quantity	Remarks
1	250D.38.022	脚踏操纵杆	Foot control lever	1	
2	GB/T97.2-2002-20	垫圈 20	Chamfered plain washer 20	1	
3	GB/T3452.1-1992-15×2.65	O形圈 15×2.65	O-ring seal 15×2.65	2	
4	280.38.150	轴套	Sleeve	1	
5	200.38.151	弹簧	Spring	1	
6	GB/T879.1-2000-5×35	销 5×35	Slotted spring pin 5×35	2	
7	GB/T879.1-2000-8×35	销 8×35	Slotted spring pin 8×35	2	
8	200.38.153-1	拨叉轴	Fork shaft	1	
9	280.38.155	啮合套	Splieing sleeve	1	
10	280.38.154	连接套	Joint sleeve	1	
11	250D.38.156	紧定螺钉	Self crewwithdog point	1	
12	GB/T3081-1982-1.40×260	热镀锌钢丝 1-1.40×260	Galvanized steel wire 1-1.40×260	1	
13	200.38.152	拨叉	Shifting fork	1	

14 最终传动总成 Final Transmission

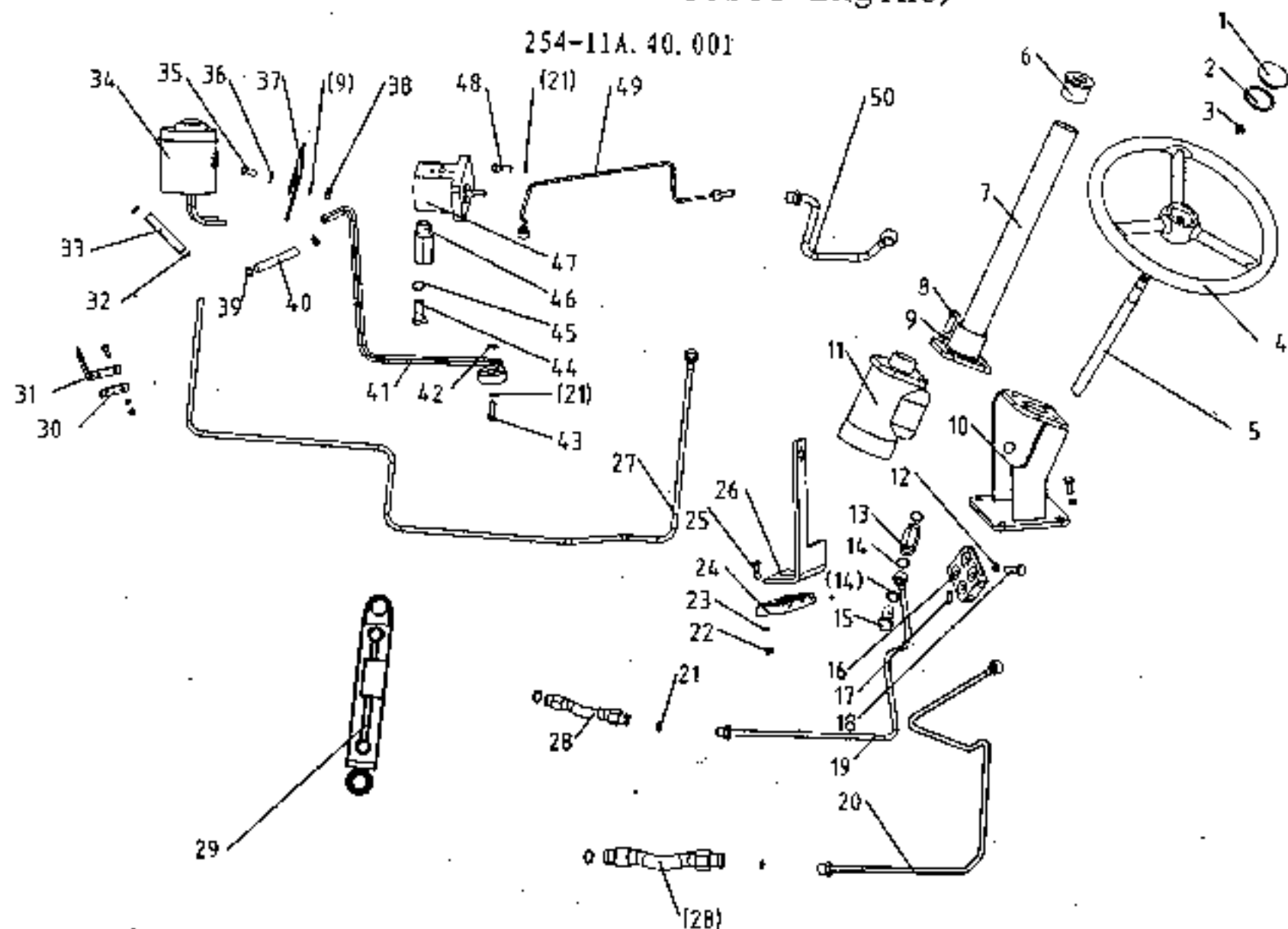
250D. 39. 001



14 最终传动总成 Final Transmission

Ser.No.	Part No.	名称及规格	Name & Specifications	Quantity	Remarks
1	GB/T6170-2000-M12	螺母 M12	Hex. nut M12	1×2	
2	GB/T93-1987-12	垫圈 12	Spring lock washer 12	7×2	
3	GB/T96-2002-12	垫圈 12	lock washer 12	1×2	
4	200.39.106	压套	Spacer sleeve	1×2	
5	HG4-692-67-PD50×70×12	油封 PD50×70×12	Oil seal SD60×90×12	1×2	
6	GB/T276-1994-6307	轴承 6307	Ball bearing 6307	1×2	
7	GB/T3452.1-1992-26.5×2.65	O形圈 26.5×2.65	O-ring seal 26.5×2.65	1×2	
8	GB/T893.1-1986-80	挡圈 80	Circlip for hole 80	1×2	
9	200.39.105-1	主动齿轮	Drive gear	1×2	
10	200.39.107	轴承座	Bearing seat	1×2	
11	GB/T3452.1-1992-103×3.55	O形圈 103×3.55	O-ring seal 103×3.55	1×2	
12	HG4-692-67-SD60×90×12	油封 SD60×90×12	Oil seal SD60×90×12	2×2	
13	200.39.102	轴承盖	Bearing cover	1×2	
14	GB/T5783-2000-M12×35	螺栓 M12×35	Hex. head bolt M12×35	6×2	
15	280.39.101	半轴	Half shaft	1×2	
16	300.39.102	后轮毂螺栓	Rear hub bolt	6×2	
17	300.39.101	后轮毂螺母	Rear hub nut	6×2	
18	200.39.110	纸垫	Paper gasket	1×2	
19	GB/T296-1994-67211	轴承 67211	Tapered roller bearing 67211	1×2	
20	280.39.103	半轴套管	Half shaft housing	1×2	
21	GB/T296-1994-2007114	轴承 2007114	Tapered roller bearing 2007114	1×2	
22	250D.39.101-1	被动齿轮	Driven gear	1×2	
23	300.39.114	锁紧螺母	Lock nut	2×2	
24	300.39.115	锁紧垫片	Locking washer	1×2	

15.1.A 液压转向系统总成 Full Hydraulic Power Steering Gear (for KM385BT Diesel Engine)



15.1.A 液压转向系统总成 Full Hydraulic Power Steering Gear

Ser.No.	Part No.	名称及规格	Name & Specifications	Quantity	Remarks
1	200.40.111	螺盖	Screw cover	1	
2	200.40.112	橡胶垫圈	Rubber washer	1	
3	GB/T6173-2000-M16×1.5	螺母 M16×1.5	Hex. nut M16×1.5	2	
4	304.40.012	方向盘组件	Steering wheel assy	1	
5	254-1.40.102	转向轴	Steering shaft	1	
6	304.40.112	橡胶轴承	Rubber sleeve	1	
7	254-1.40.028	转向管柱合件	Steering column weldment	1	
8	GB/T5783-2000-M10×30	螺栓 M10×30	Hex. head bolt M10×30	4	
9	GB/T93-1987-10	垫圈 10	Spring lock washer 10	8	
10	254-11.40.020	转向器支架焊合件	Bracket weldment	1	
11	BZZ1-E80	转向器总成	Full hydraulic steering gear	1	
12	GB/T93-1987-12	垫圈 12	Spring lock washer 12	4	
13	254-1.40.111	接管	Connector	4	
14	JB-FT-CU-16	组合密封铜垫圈 16	Combination washer 16	14	
15	250D.40.150	铰接螺栓 M16×1.5	Hollow bolt M16×1.5	6	
16	254-1.40.101	转向器阀块	Steering gear valve	1	
17	GB/T3542.1-1992-25×2.65	O形圈 25×2.65	O-ring seal 25×2.65	4	
18	GB/T5786-2000-M12×40	螺栓 M12×40	Hex. head bolt M12×40	2	
19	254-11A.40.013	转向油缸油管焊合件(一)	Steering cylinder pipe(1)	1	
20	254-11A.40.012	转向油缸油管焊合件(二)	Steering cylinder pipe(2)	1	
21	GB/T3542.1-1992-10.6×2.65	O形圈 10.6×2.65	O-ring seal 10.6×2.65	5	
22	GB/T6170-2000-M8	螺母 M8	Hex. nut M8	6	
23	GB/T93-1987-8	垫圈 8	Spring lock washer 8	13	
24	304A.40.101	固定夹底板	Vitta stator	1	
25	GB/T5783-2000-M8×25	螺栓 M8×25	Hex. head bolt M8×25	6	

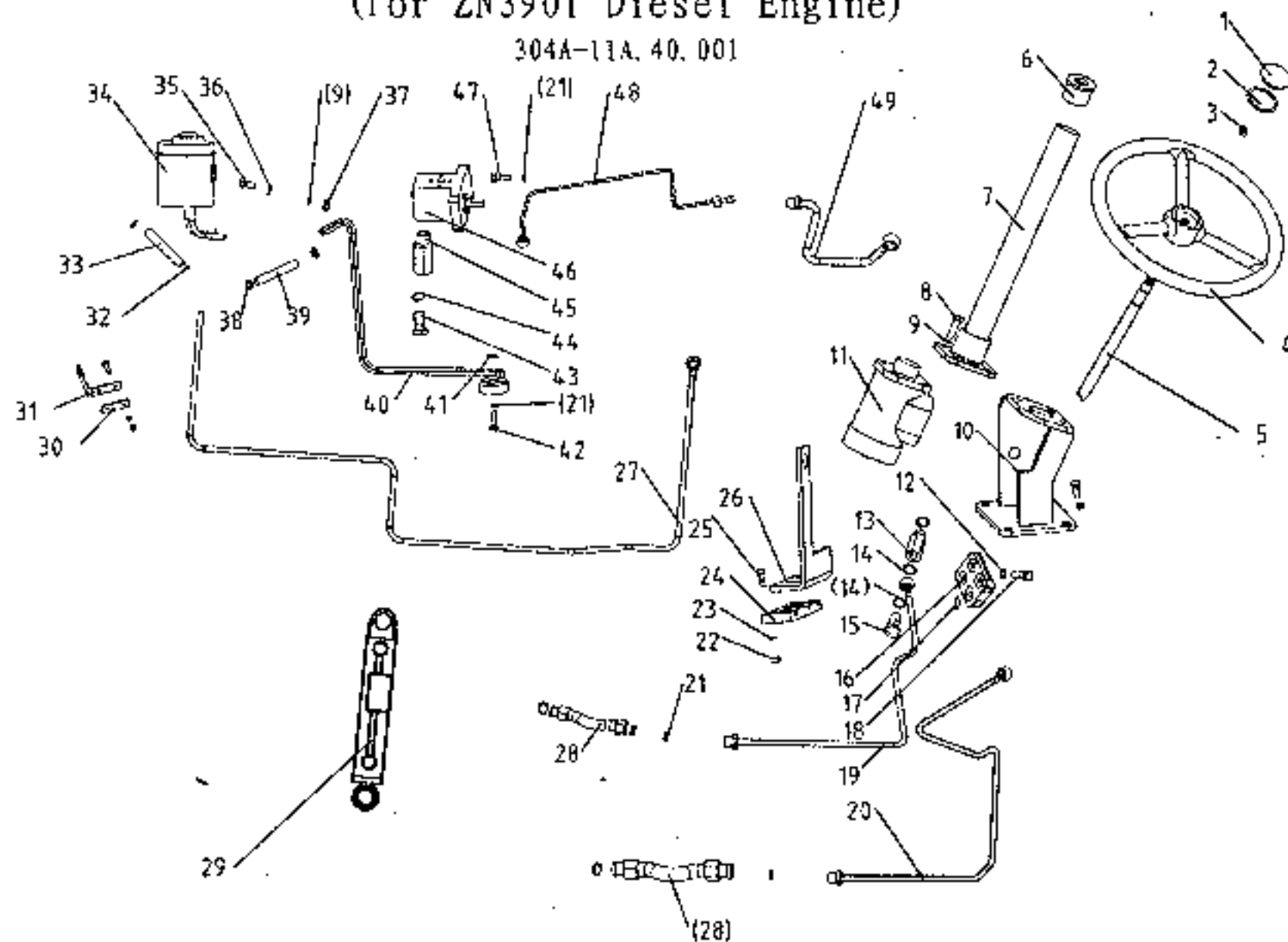
15.1.A 液压转向系统总成 Full Hydraulic Power Steering Gear

续表

Ser.No.	Part No.	名称及规格	Name & Specifications	Quantity	Remarks
26	304A.40.102	固定夹压板	Board of vitta stator	1	Spline
27	254-11.40.011	转向器回油管焊合件	Oil return pipe assembly	1	
28	254-11A.40.011	软管总成	Hose assy	2	
29	304-6.40A.013	油缸拉杆总成	Cylinder rod assembly	1	
30	304A.40.104	夹底板	Vitta stator	1	
31	304A.40.103	夹压板	Board of vitta stator	1	
32	JB/T8870-1999-2A (13-20)	喉箍 2A (13-20)	Hoop 2A (13-20)	2	
33	GB/T6015-2000	胶管 10-250	Hose 10-250	1	
34	354.40B.011-2	转向油箱总成	Oil tank	1	
35	GB/T5783-2000-M10×20	螺栓 M10×20	Hex. head bolt M10×20	4	
36	GB/T.97.1-2002	垫圈 10	Plain washer 10	4	
37	254-5.40A.101	油箱连接板	Oil tank joint board	1	
38	GB/T6170-2000-M10	螺母 M10	Hex. nut M10	4	
39	JB/T8870-1999-2A (16-25)	喉箍 2A (16-25)	Hoop 2A (16-25)	2	
40	GB/T6015-2000	胶管 13-250	Hose 13-250	1	
41	404B.40.013	油泵进油管焊合件	Oil delivery pipe weldment	1	
42	GB/T3452.1-1992-18×2.65	O形圈 18×2.65	O-ring seal 18×2.65	1	
43	GB/T5782-2000-M8×40	螺栓 M8×40	Hex. head bolt M8×40	3	
44	250D.58.118	铰接螺栓 M18×1.5	Hollow bolt M18×1.5	1	
45	JB-FT-CU-18	组合密封铜垫圈 18	Combination washer 18	3	
46	404B.40.115-1	恒流泵接管	Constant flux pump connector	1	
47	HLCB-D08/06	恒流溢流泵	Constant flux pump	1	
48	GB/T5783-2000-M8×35	螺栓 M8×35	Hex. head bolt M8×35	4	
49	254-11.40.013	转向器进油管后段焊合件	Oil delivery pipe-rear part	1	
50	254-8.40.018	转向器进油管前段焊合件	Oil delivery pipe-front part	1	

15.1.B 液压转向系统总成 Full Hydraulic Power Steering Gear (for ZN390T Diesel Engine)

304A-11A, 40, 001



15.1.B 液压转向系统总成 Full Hydraulic Power Steering Gear

Ser.No.	Part No.	名称及规格	Name & Specifications	Quantity	Remarks
1	200.40.111	螺盖	Screw cover	1	
2	200.40.112	橡胶垫圈	Rubber washer	1	
3	GB/T6173-2000-M16×1.5	螺母 M16×1.5	Hex. nut M16×1.5	2	
4	304.40.012	方向盘组件	Steering wheel assy	1	
5	254-1.40.102	转向轴	Steering shaft	1	
6	304.40.112	橡胶轴承	Rubber sleeve	1	
7	254-1.40.028	转向管柱焊件	Steering column weldment	1	
8	GB/T5783-2000-M10×30	螺栓 M10×30	Hex. head bolt M10×30	4	
9	GB/T93-1987-10	垫圈 10	Spring lock washer 10	6	
10	254-11.40.020	转向器支架焊件	Bracket weldment	1	
11	BZZ1-E80	转向器总成	Full hydraulic steering gear	1	
12	GB/T93-1987-12	垫圈 12	Spring lock washer 12	4	
13	254-1.40.111	接管	Connector	4	
14	JB-FT-CU-16	组合密封铜垫圈 16	Combination washer 16	14	
15	250D.40.150	铰接螺栓 M16×1.5	Hollow bolt M16×1.5	6	
16	254-1.40.101	转向器阀块	Steering gear valve	1	
17	GB/T3542.1-1992-25×2.65	O形圈 25×2.65	O-ring seal 25×2.65	4	
18	GB/T5786-2000-M12×40	螺栓 M12×40	Hex. head bolt M12×40	2	
19	254-11A.40.013	转向油缸油管焊件(一)	Steering cylinder pipe(1)	1	
20	254-11A.40.012	转向油缸油管焊件(二)	Steering cylinder pipe(2)	1	
21	GB/T3542.1-1992-10.6×2.65	O形圈 10.6×2.65	O-ring seal 10.6×2.65	5	
22	GB/T6170-2000-M8	螺母 M8	Hex. nut M8	6	
23	GB/T93-1987-8	垫圈 8	Spring lock washer 8	13	
24	304A.40.101	固定夹底板	Vitta stator	1	
25	GB/T5783-2000-M8×25	螺栓 M8×25	Hex. head bolt M8×25	6	

15.1.B 液压转向系统总成 Full Hydraulic Power Steering Gear

续表

Ser.No.	Part No.	名称及规格	Name & Specifications	Quantity	Remarks
26	304A.40.102	固定夹压板	Board of vitta stator	1	
27	304A-11.40.013	转向器回油管焊合件	Oil return pipe assy	1	
28	254-11A.40.011	软管总成	Hose assy	2	
29	304-6.40A.013	油缸拉杆总成	Cylinder rod assembly	1	for 254G2.31B.001
	404-6.40.011	油缸拉杆总成	Cylinder rod assembly	1	for 304.31.001-5
30	304A.40.104	夹底板	Vitta stator	1	
31	304A.40.103	夹压板	Board of vitta stator	1	
32	JB/T8870-1999-2A (13-20)	喉箍 2A (13-20)	Hoop 2A (13-20)	2	
33	GB/T6015-2000	胶管 10-250	Hose 10-250	1	
34	354.40B.011-2	转向油箱总成	Oil tank	1	
35	GB/T5783-2000-M10×20	螺栓 M10×20	Hex. head bolt M10×20	2	
36	GB/T.97.1-2002	垫圈 10	Plain washer 10	2	
37	GB/T6170-2000-M10	螺母 M10	Hex. nut M10	2	
38	JB/T8870-1999-2A (16-25)	喉箍 2A (16-25)	Hoop 2A (16-25)	2	
39	GB/T6015-2000	胶管 13-250	Hose 13-250	1	
40	404B.40.013	油泵进油管焊合件	Oil delivery pipe weldment	1	
41	GB/T3452.1-1992-18×2.65	O形圈 18×2.65	O-ring seal 18×2.65	1	
42	GB/T5782-2000-M8×40	螺栓 M8×40	Hex. head bolt M8×40	3	
43	250D.58.118	铰接螺栓 M18×1.5	Hollow bolt M18×1.5	1	
44	JB-FT-CU-18	组合密封铜垫圈 18	Combination washer 18	3	
45	404B.40.115-1	恒流泵接管	Constant flux pump connector	1	
46	HLCB-D08/06	恒流溢流泵	Constant flux pump	1	Spline
47	GB/T5783-2000-M8×35	螺栓 M8×35	Hex. head bolt M8×35	4	
48	304A-11.40.011	转向器进油管前段焊合件	Oil delivery pipe-rear part	1	
49	304-8.40.015	转向器进油管前段焊合件	Oil delivery pipe-front part	1	

15.1.C 转向器总成 Steering Gear

Ser.No.	Part No.	名称及规格	Name & Specifications	Quantity	Remarks
1	GB/T5783-2000-M8×20	螺栓 M8×20	Hex head bolt M8×20	4	
2	GB/T93-1987-8	垫圈8	Spring lock washer 8	10	
3	25.40.103	转向器下盖	Steering gear lower cover	1	
4	25.40.209/210	转向器下盖调整衬垫	Lower cover adjusting shim	need	
5	25.40.211	转向器下盖调整衬垫	Lower cover adjusting shim	need	
6	25.40.213	转向器下盖纸垫	Paper gasket	1	
7		滚动轴承977007K	Taper roller bearing 977007K	1	
8		转向轴带转向蜗杆总成	Steering shaft with worm	1	
9		滚动轴承977007	Taper roller bearing 977007	1	
10	GB/T6173-2000-M22×1.5-7H	螺母M22×1.5-7H	Hex .nut M22×1.5-7H	1	
11	GB/T93-1987-22	垫圈22	Spring lock washer 22	1	
12	200.40.101	转向垂臂	Steering arm	1	
13	JB2600	油封32×45×10	Oil seal 32×45×10	1	
14	25.40.110	摇臂衬套	Steering arm bush	1	
15	25.40.109	转向器壳体	Steering gear case	1	
16	300.40.102A	转向套管焊合件	Steering-column case	1	
17	TY1205.40.109	下油封	Upper oil seal	1	
18	GB/T6173-2000-M16×1.5	螺母M16×1.5	Fine pitch hex.thin nut M16x1.5	1	
19	25.40.106	橡胶垫	Rubber pad	1	
20	25.40.107	转向盘盖	Steering wheel centre cap	1	
21	GB/T93-1987-8	垫圈 8	Spring lock washer 8	4	
22	GB/T6173-2000-M10×30	螺栓 M10×30	Hex. head bolt M10×30	4	
23	25.40.208	转向摇臂轴总成	Steering arm shaft	1	
24		轴承922205	Bearing 922205	1	
25	25.40.208	转向器侧盖衬垫	Side cover gasket	1	

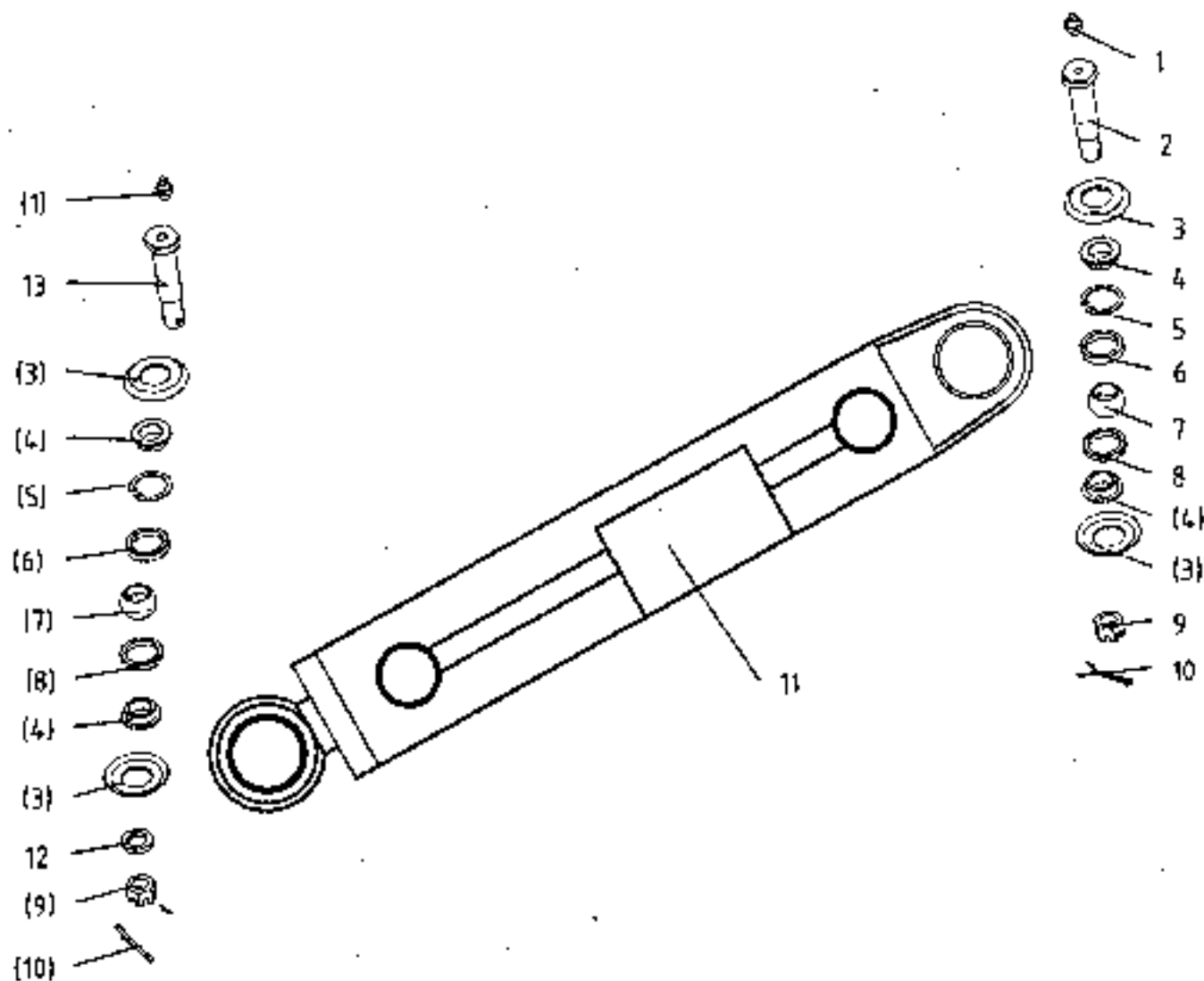
15.1.C 转向器总成 Steering Gear

续表

Ser.No.	Part No.	名称及规格	Name & Specifications	Quantity	Remarks
26	25.40.207A	转向器侧盖	Side cover	1	
27	JB/T7940.1-1995-M10×1	油杯 M10×1	Grease nipple M10×1	1	
28	GB/T119.2-2000-B5×8	销 B5×8	Parallel pin B5×8	1	
29	200.40.015	方向盘组件	Steering wheel	1	
30	GB/T5783-2000-M8×16	螺栓 M8×16	Hex. head bolt M8×16	4	
31	25.40.202	转向摇臂轴调整螺钉	Adjusting screw	1	
32	GB/T91-2000-4×40	销 4×40	Pin 4×36	1	
33	GB/T53-2000-M24×1.5	螺母 M24×1.5	Fine pitch hex.nut M24×1.5	1	

15.2.A 油缸拉杆总成 Cylinder Rod Assembly

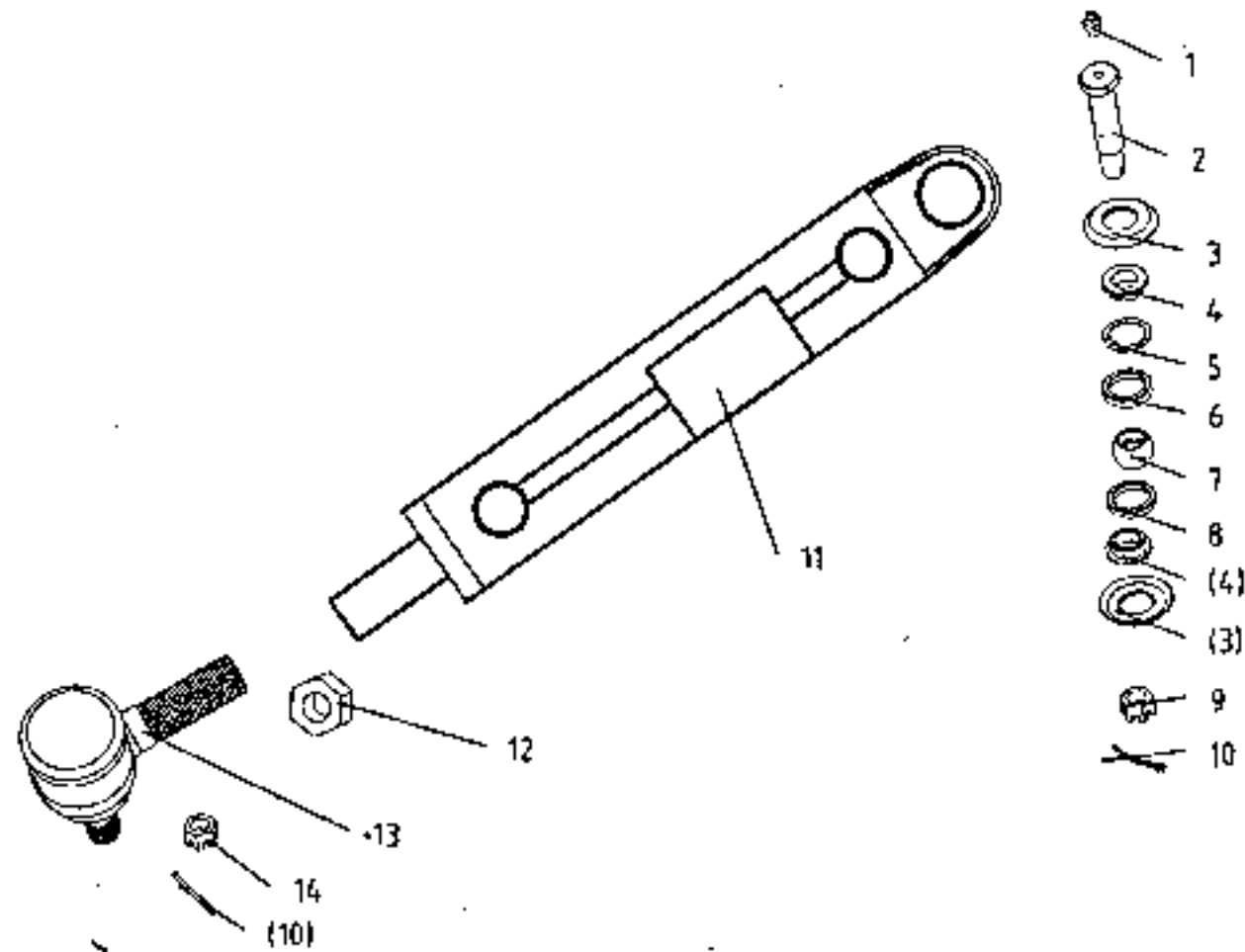
304-6.40A.013



15.2.A 油缸拉杆总成Cylinder Rod Assembly

Ser.No.	Part No.	名称及规格	Name & Specifications	Quantity	Remarks
1	JB/T7940.2-1995	油杯45° M10×1	Grease nipple 45° M10×1	2	
2	304.40.127	销	Pin	1	
3	304.40.128	防尘罩	Dustproof cover	4	
4	304.40.130	挡圈	Circlip stop ring	4	
5	GB/T893.1-1986	挡圈 30	Circlip stop ring 30	2	
6	304.40.126	上球头座	Upper ball saet	2	
7	304.40.129	球接头	Ball connector	2	
8	304.40.125	下球头座	Lower ball seat	2	
9	304-6.40A.021	转向油缸总成	Steering cylinder assy	1	
10	GB/T9459-1988	螺母M14×1.5	Hex. nut M14×1.5	2	
11	GB/T91-2000	销3.2×24	Split pin 3.2×24	2	
12	GB/T93-1987	垫圈14	Spring lock washer 14	1	
13	254G2.40A.130	销	Pin	1	

15.2.B 油缸拉杆总成 Cylinder Rod Assembly 404-6.40.011



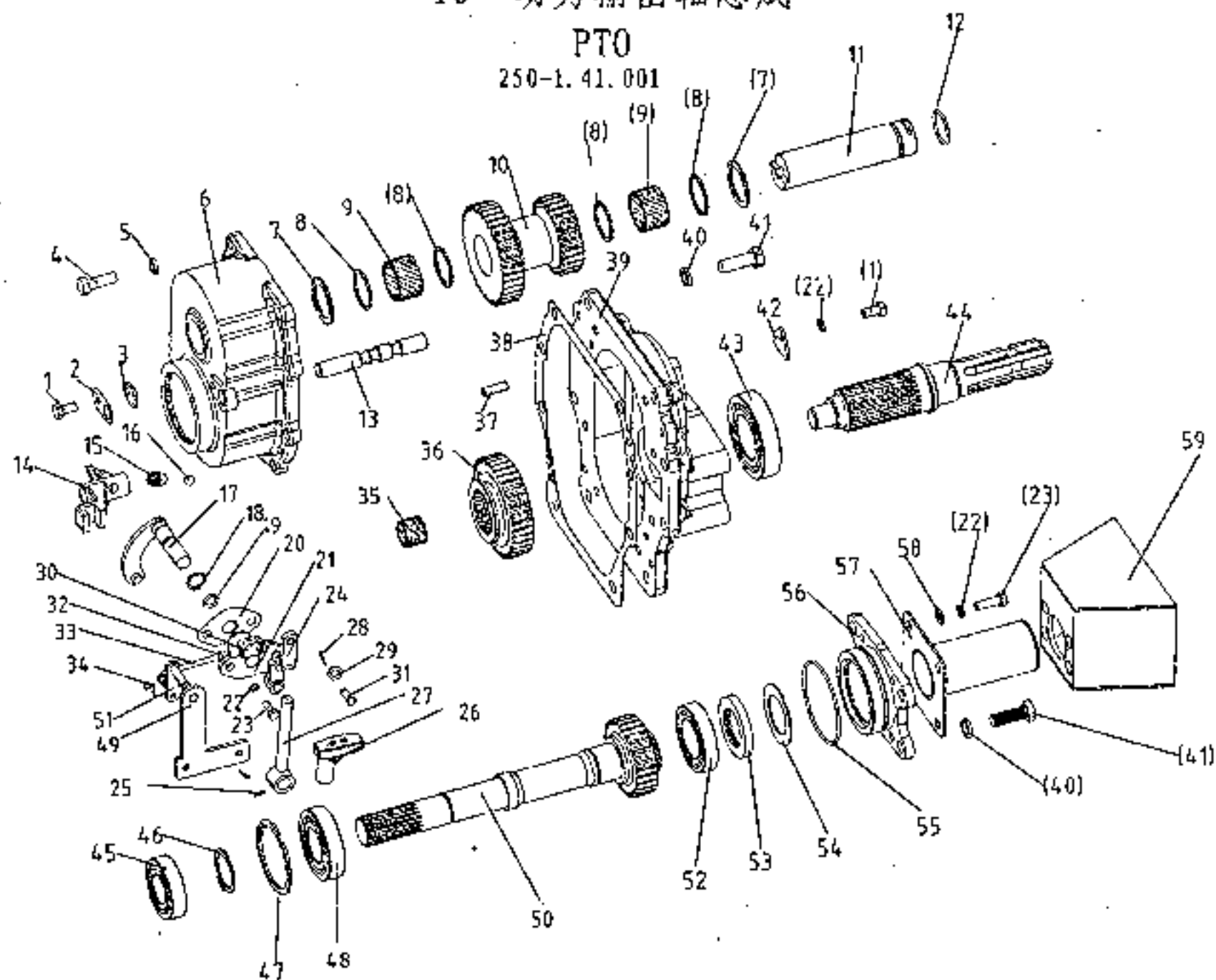
15.2.B 油缸拉杆总成Cylinder Rod Assembly

Ser.No.	Part No.	名称及规格	Name & Specifications	Quantity	Remarks
1	JB/T7940.2-1995	油杯45° M10×1	Grease nipple 45° M10×1	2	
2	304.40.127	销	Pin	1	
3	304.40.128	防尘罩	Dustproof cover	2	
4	304.40.130	挡圈	Circlip stop ring	2	
5	GB/T893.1-1986	挡圈 30	Circlip stop ring 30	1	
6	304.40.126	上球头座	Upper ball saet	1	
7	304.40.129	球接头	Ball connector	1	
8	304.40.125	下球头座	Lower ball seat	1	
9	404-6.40.021	转向油缸总成	Steering cylinder assy	1	
10	GB/T9459-1988	螺母M14×1.5	Hex. nut M14×1.5	1	
11	GB/T91-2000	销3.2×24	Split pin 3.2×24	2	
12	GB/T6173-1987	螺母M18×1.5	Hex. nut M18×1.5	1	
13	450.31.026-1	转向接头总成(右)	Connector assy (Right)	1	
14	GB/T6181-2000	螺母M14	Hex. nut M14	1	

16 动力输出轴总成

PTO

250-1.41.001



16 动力输出总成 PTO

Ser.No.	Part No.	名称及规格	Name & Specifications	Quantity	Remarks
1	GB/T5783-2000-M8×16	螺栓 M8×16	Hex. head bolt M8×16	2	
2	300.41B.122	锁紧垫片	Lock washer	1	
3	300.41B.101	拨叉轴定位板	Locating plate of shift fork shaft	1	
4	GB/T5783-2000-M10×30	螺栓 M10×30	Hex. head bolt M10×30	8	
5	GB/T93-1987-10	垫圈 10	Spring lock washer 10	8	
6	280.41.102-1	双速输出齿轮壳体	Double-speed PTO gear housing	1	
7	300.41B.103	挡圈	Blocking ring	2	
8	300.41B.104	挡圈	Blocking ring	4	
9	GB/T309-2000-3×23.8	滚针 3×23.8	Needle roller 3×23.8	78	
10	300.41B.106A	中间齿轮 (540/730)	Middle gear (540/730)	1	
11	300.41B.107	双速输出中间轴	Double-speed PTO middle shaft	1	
12	GB/T3452.1-1992-30×2.65	O形圈 30×2.65	O-ring seal 30×2.65	1	
13	300.41B.111	拨叉轴	Shift fork shaft	1	
14	280.41.112	拨叉	Shift fork	1	
15	200.37.127-1	拨叉定位弹簧	Shift fork positioning spring	1	
16	GB/T308-2002-9.5	钢球 9.5	Steel ball 9.5	1	
17	280.41.011	转轴焊合件	Controlling shaft	1	
18	GB/T894.1-1986-15	挡圈 15	Circlip for shaft 15	1	
19	GB/T3452.1-1992-10.6×2.65	O形圈 10.6×2.65	O-ring seal 10.6×2.65	1	
20	200.38.111	操纵轴衬套纸垫	Bushing gasket	1	
21	200.38.113	操纵轴衬套	Controlling shaft bushing	1	
22	GB/T93-1987-8	垫圈 8	Spring lock washer 8	7	
23	GB/T5783-2000-M8×25	螺栓 M8×25	Hex. head bolt M8×25	6	
24	350-1.41.024-1	弯臂焊合件	Flex arm weldment	1	
25	GB/T879.4-2000-6×28	销 6×28	Slotted spring pin 6×28	2	

16 动力输出总成 PTO

续表

Ser.No.	Part No.	名称及规格	Name & Specifications	Quantity	Remarks
26	280.41.122A-1	动力输出操纵杆手柄	PTO control handle	1	
27	350-1.41.021	手柄焊合件	PTO control lever	1	
28	GB/T91-2000-3.2×20	销 3.2×20	Split pin 3.2×20	2	
29	GB/T97.1-2002-12	垫圈 12	Chamfered plain washer 12	1	
30	280.43.107	连接叉	Rod clevis	1	
31	GB/T882-1986-B12×35	销轴 B12×35	Clevis pin with head B12×35	1	
32	GB/T6170-2000-M10	螺母 M10	Hex. nut M10	1	
33	250D.41.020	拉杆焊合件	Pull-rod weldment	1	
34	GB/T97.1-2002-10	垫圈 10	Chamfered plain washer 10	1	
35	GB/T5346-1986-K223020	K223020	K223020	1	
36	300.41B.117A	换挡齿轮 (540/730)	Shifting gear (540/730)	1	
37	GB/T119.1-86-B8×26	销 B8×26	Straight pin B8×26	2	
38	280.41.104	后桥后盖板纸垫	Gasket of rear cover	1	
39	280.41.108-1	后桥后盖板	Rear cover of rear axle	1	
40	GB/T93-1987-12	垫圈 12	Spring lock washer 12	12	
41	GB/T5783-2000-M12×35	螺栓 M12×35	Hex. head bolt M12×35	12	
42	300.41B.109	中间轴定位板	Locating plate of middle shaft	1	
43	GB/T276-1994-6209	轴承 6209	Ball bearing 6209	1	
44	300.41B.114	动力输出轴 (6键)	PTO shaft (of 6 teeth)	1	
45	GB/T276-1994-6206	轴承 6206	Ball bearing 6206	1	
46	GB/T894.1-1986-35	挡圈 35	Circlip for shaft 35	1	
47	GB/T893.1-1986-72	挡圈 72	Circlip for hole 72	1	
48	GB/T276-1994-6207	轴承 6207	Ball bearing 6207	1	
49	250D.41.021A	支板焊合件	Support weldment	1	

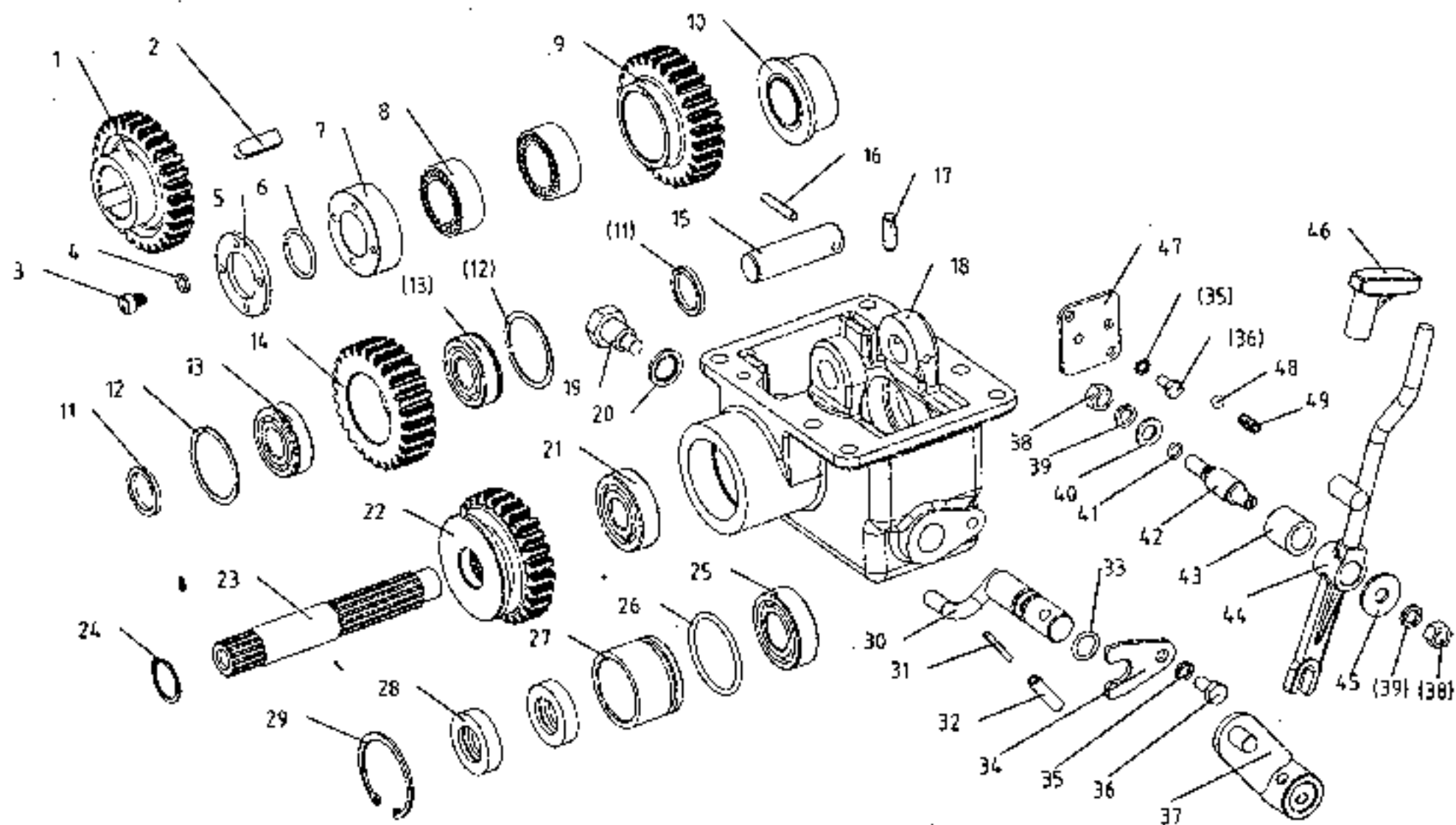
16 动力输出总成 PTO

续表

Ser.No.	Part No.	名称及规格	Name & Specifications	Quantity	Remarks
50	250.41A.101A	传动齿轮轴(540/730)	Driving gear shaft (540/730)	1	
51	350-1.41.022	中间轴焊合件	Middle axes weldment	1	
52	GB/T276-1994-6008	轴承 6008	Ball bearing 6008	1	
53	GB/T13871-1992-FB40×62×8	油封 FB40×62×8	Oil seal FB40×62×8	1	
54	300.41B.125	油封挡圈	Oil seal blocking ring	1	
55	GB/T3452.1-1992-80×2.65	O形圈 80×2.65	O-ring seal 80×2.65	1	
56	350-1.41.101	动力输出盖板	Cover	1	
57	250.41.101	防尘盖	PTO shaft shield	1	
58	GB/T97.1-2002-8	垫圈 8	Plain washer 8	4	
59	250.41.011	动力输出防护罩	PTO shaft safety cover	1	

17 分动箱总成 Transfer Case (for 4WD)

304A-11.42.001



17 分动箱总成 Transfer Case

Ser.No.	Part No.	名称及规格	Name & Specifications	Quantity	Remarks
1	304.42.101	中央传动分动齿轮	Power Transfer gear	1	
2	GB/T1096-2003- C10×32	键 C10×32	Flat key C10×32	1	
3	GB/T5783-2000-M5×16	螺栓 M5×16	Hex. head bolt M5×16	4	
4	GB/T93-1987-5	垫圈 5	Spring lock washer 5	4	
5	304.42.133-1	限位板	Locating plate	1	
6	GB/T895.2-1986-30	挡圈 30	Circlip for shaft 30	1	
7	304.42.104-1	前隔套	Front spacer	1	
8	GB/T5801-1986- 4524906	轴承 4524906	Needle bearing 4524906	2	
9	304.42.105	分动上过轮	Upper idler	1	
10	304.42.103	后隔套	Rear spacer	1	
11	304.42.116	隔圈	Spacer	2	
12	GB/T305-1998-52/57.9	止动环 52/57.9	Locating snap ring 52/57.9	2	
13	GB/T276-1994-6205N	轴承 6205N	Ball bearing 6205N	2	
14	304.42.117	分动下过轮	Lower idler	1	
15	304.42.118	小轴	Lower idler shaft	1	
16	GB/T879.4-2000- 6×50	销 6×50	Slotted spring pin 6×50	1	
17	GB/T119.1-2000-A8×30	销 A8×30	Straight pin A8×30	2	
18	304.42.109-1	分动箱体	Transfer case housing	1	
19	200.38.024	放油螺塞总成	Oil drain plug	1	
20	JB-FT-CU-16	A型防漏垫圈16	Copper washer 16	1	
21	GB/T276-1994-6304	轴承 6304	Ball bearing 6304	1	
22	304.42.106-1	分动箱齿轮	Sliding gear	1	
23	304.42.107	分动箱轴	Transfer case shaft	1	
24	GB/T894.1-1986-24	挡圈 24	Circlip for shaft 24	1	
25	GB/T276-1994-6205	轴承 6205	Ball bearing 6205	1	

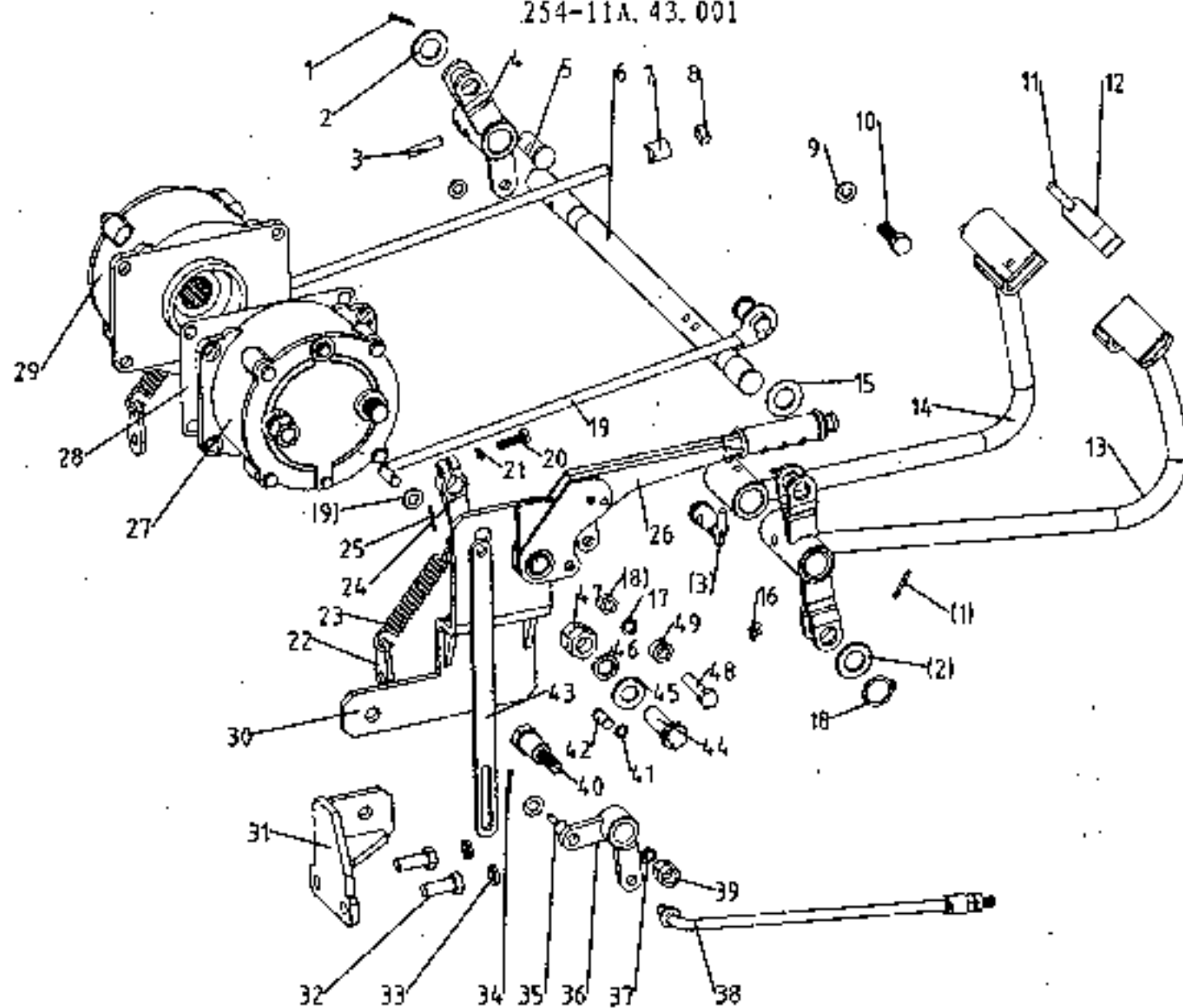
17 分动箱总成 Transfer Case

续表

Ser.No.	Part No.	名称及规格	Name & Specifications	Quantity	Remarks
26	GB/T3452.1-1992-45×3.55	O形圈 45×3.55	O-ring seal 45×3.55	1	
27	304.42.108	油封座	Oil seal seat	1	
28	HG4-692-67-PG25×42×10	油封 PG25×42×10	Oil seal PG25×42×10	2	
29	GB/T893.1-1986-55	挡圈 55	Circlip for hole 55	1	
30	304.42.012-1	拨杆焊合件	Shifter peg	1	
31	GB/T879.4-2000-5×32	销 5×32	Slotted spring pin 5×32	1	
32	GB/T879.4-2000-8×32	销 8×32	Slotted spring pin 8×32	1	
33	GB/T3452.1-1992-15×2.65	O形圈 15×2.65	O-ring seal 15×2.65	1	
34	304.42.111	定位板	Locating plate	1	
35	254D.42.013-1	摇臂焊合件	Rocker arm	1	
36	GB/T93-1987-8	垫圈 8	Spring lock washer 8	3	
37	GB/T5783-2000-M8×16	螺栓 M8×16	Hex. head bolt M8×16	3	
38	GB/T6170-2000-M12	螺母 M12	Hex. nut M12	2	
39	GB/T93-1987-12	垫圈 12	Spring lock washer 12	2	
40	GB/T97.1-2002-12	垫圈 12	Plain washer 12	1	
41	GB/T3452.1-1992-9×2.65	O形圈 9×2.65	O-ring seal 9×2.65	1	
42	254D.42.134	支承轴	Pivot shaft	1	
43	254D.42.133	隔套	Spacer	1	
44	304A-11.42.011	操纵杆焊合件	Control lever	1	
45	GB/T96-2002-12	垫圈 12	Plain washer 12	1	
46	304.42.134-2	分动箱操纵杆手柄	Transfer control handle	1	
47	304.42.115-1	垫板	Positioning plate	1	
48	GB/T308-2002-10	钢球 10	Steel ball 10	1	
49	304.42.114	弹簧	Spring	1	

18.1 蹄式制动器操纵机构总成 Shoe Brake Operation Mechanism (Hand Brake)

254-11A, 43.001



18.1.A 蹄式制动器操纵机构总成 Shoe Brake Operation Mechanism(Hand Brake)

Ser.No	Part No.	名称及规格	Name & Specifications	Quantity	Remarks
1	GB/T91-2000-3.2×28	销 3.2×28	Split pin 3.2×28	3	
2	GB/T97.1-2002-20	垫圈 20	Plain washer 20	3	
3	GB/T879.4-2000-8×40	销 8×40	Spring split pin 8×40	4	
4	254-11A.43.016	左接头焊合件	Rockerarm, left pedal	1	
5	200.43.127	拉杆销	Pull rod pin	3	
6	250-1.43.103	制动传动轴	Brake pedal shaft	1	
7	200.21.126	调整套	Adjusting sleeve	3	
8	GB/T6170-2000-M10	螺母 M10	Hex. nut M10	9	
9	GB/T97.1-2002-10	垫圈 10	Spring lock washer 10	6	
10	GB/T5783-2000-M10×20	螺栓 M10×20	Hex. head bolt M10×20	1	
11	GB/T879.1-2000-8×18	销 8×18	Spring split pin 8×18	1	
12	200.43.106	联锁片	Interlock piece	1	
13	254-11A.43.012	右制动器踏杆焊合件	Right brake pedal	1	
14	254-11A.43.021	左制动器踏杆焊合件	Left brake pedal	1	
15	GB/T97.1-2002-24	垫圈 24	Plain washer 24	1	
16	JB/T7940.2-1995-M10×1	油杯 45° M10×1	Angle grease nipple 45°M10×1	1	
17	GB/T93-1987-10	垫圈 10	Spring lock washer 10	5	
18	GB/T894.1-1986-24	挡圈 24	Circlip for shaft 24	1	
19	200.43.129-1	拉杆	Pull rod	2	
20	GB/T5783-2000-M8×25	螺栓 M8×25	Hex. head bolt M8×25	2	
21	GB/T93-1987-8	垫圈 8	Spring lock washer 8	2	
22	200.43.135-1	挂板	Link plate	2	
23	200.43.125	外回位弹簧	External return spring	2	
24	200.43.119-1	制动摇臂	Brake rocker arm	2	
25	GB/T91-2000-2.5×20	销 2.5×20	Split pin 2.5×20	2	

18.1.A 蹄式制动器操纵机构总成 Shoe Brake Operation Mechanism(Hand Brake)

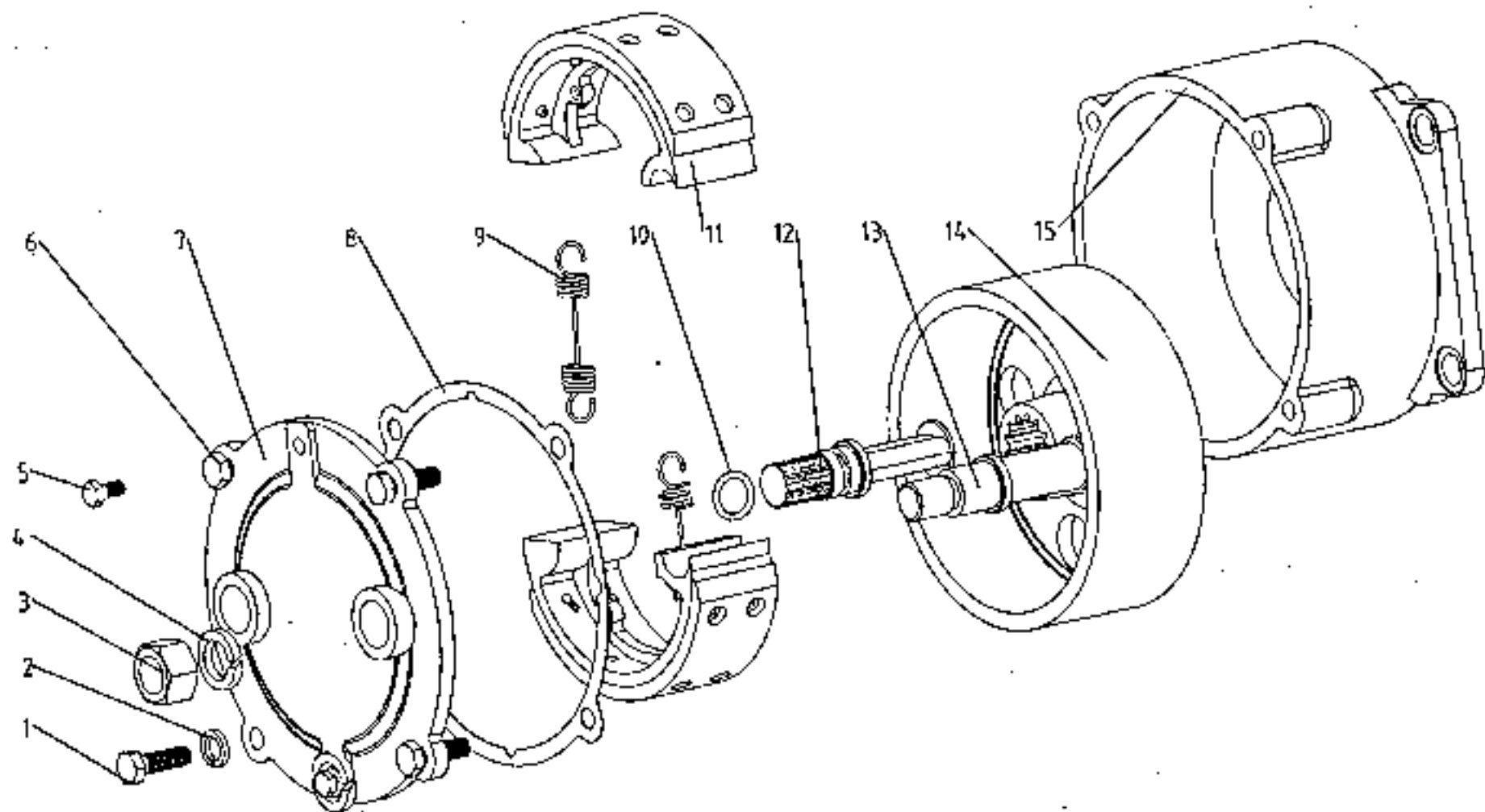
续表

Ser.No	Part No.	名称及规格	Name & Specifications	Quantity	Remarks
26	250-1.43.012	手制动组合件	Hand brake assembled	1	
27	250-1.43.016	右制动器总成	Right brake	1	
28	200.43.110	纸垫	Paper gasket	2	
29	200.43.011-1	制动器总成	Left brake	1	
30	250-1.43.013	撑板焊合件	Support bord weldment	1	
31	250-1.43.014	固定板焊合件	Fixed plank weldment	1	
32	GB/T5783-2000-M12×30	螺栓 M12×30	Hex. head bolt M12×30	2	
33	GB/T93-1987-12	垫圈 12	Spring lock washer 12	3	
34	GB/T91-2000-3.2×20	销 3.2×20	Split pin 3.2×20	2	
35	GB/T882-1986-B10×22	销轴 B10×22	Clevis pin with head B10×22	1	
36	250-1.43.015	转臂焊合件	Rotate shafte weldment	1	
37	GB/T97.1-2002-12	垫圈 12	Plain washer 12	1	
38	250-1.43.011	手制动拉杆焊合件	Hand brake mechanism	1	
39	GB/T6170-2000-M12	螺母M12	Hex.nut M12	2	
40	250-1.43.102	固定轴	Fixed axes	1	
41	GB/T894.1-1986-10	挡圈10	Circlip for shaft 10	1	
42	450.43.137	拉杆销轴	Brake bar clevis pin	1	
43	250-1.43.101	竖杆	Erect brake bar	1	
44	GB/T5783-2000-M16×50	螺栓 M16×50	Hex. head bolt M16×50	1	
45	GB/T97.1-2002-16	垫圈 16	Plain washer 16	1	
46	GB/T93-1987-16	垫圈 16	Spring lock washer 16	1	
47	GB/T6170-2000-M16	螺母 M16	Hex. nut M16	2	
48	GB/T5783-2000-M10×45	螺栓 M10×45	Hex. head bolt M10×45	1	
49	450.43.106	垫套	Cushion	1	

18.2 蹄式制动器总成

Shoe Brake

250-1. 43. 016/200. 43. 011-1

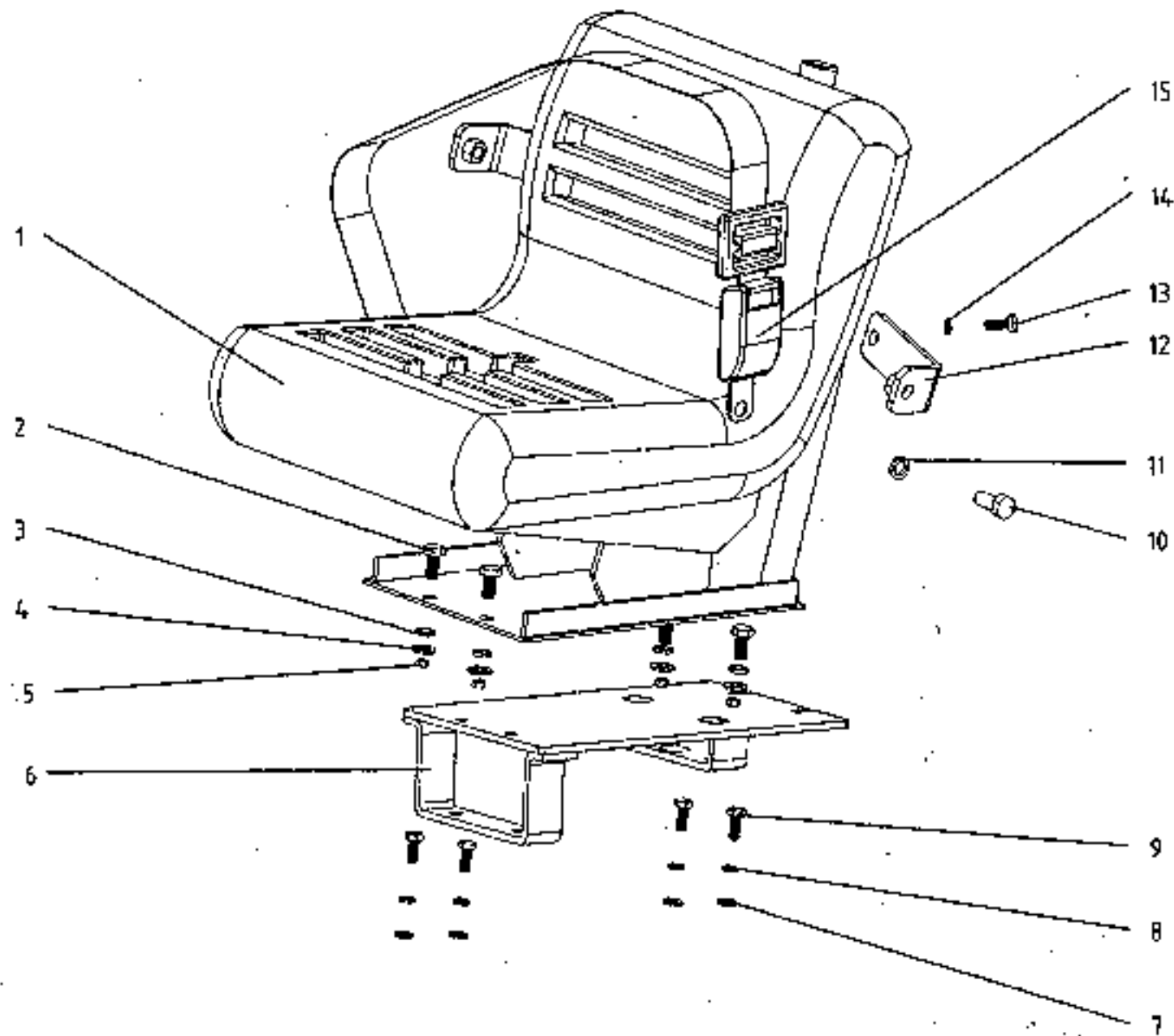


18.2 蹄式制动器总成 Shoe Brake

Ser.No.	Part No.	名称及规格	Name & Specifications	Quantity	Remarks
1	GB/T5783-2000-M8×25	螺栓 M8×25	Hex. head bolt M8×25	2	254-1.43.016
	GB/T5783-2000-M8×45	螺栓 M8×45	Hex. head bolt M8×45	2	200.43.011-1
2	GB/T93-1987-8	垫圈 8	Spring lock washer 8	8	
3	GB/T6170-2000-M16	螺母 M16	Hex. nut M16	2	
4	GB/T93-1987-16	垫圈 16	Spring lock washer 16	2	
5	200.43.107	螺栓	Hex. head bolt	2	
6	GB/T5783-2000-M8×25	螺栓 M8×25	Hex. head bolt M8×25	4	
7	200.43.102-1	制动器盖	Brake cap	2	
8	200.43.132-1	制动器盖纸垫	Paper gasket, brake	2	
9	200.43.124-1	内回位弹簧	Inner return spring	4	
10	GB/T3452.1-1992-15×2.65	O形圈 15×2.65	O-ring seal 15×2.65	2	
11	200.43.014-1	制动蹄总成	Brake shoe	2	
12	200.43.120-1	制动凸轮轴	Brake camshaft	2	
13	200.43.123-1	制动蹄销轴	Brake anchorage	2	
14	200.43.103-1	制动鼓	Brake drum	2	
15	200.43.101-1	制动器壳体	Brake housing	2	

19 座椅总成 Seat

254-11A.44.001

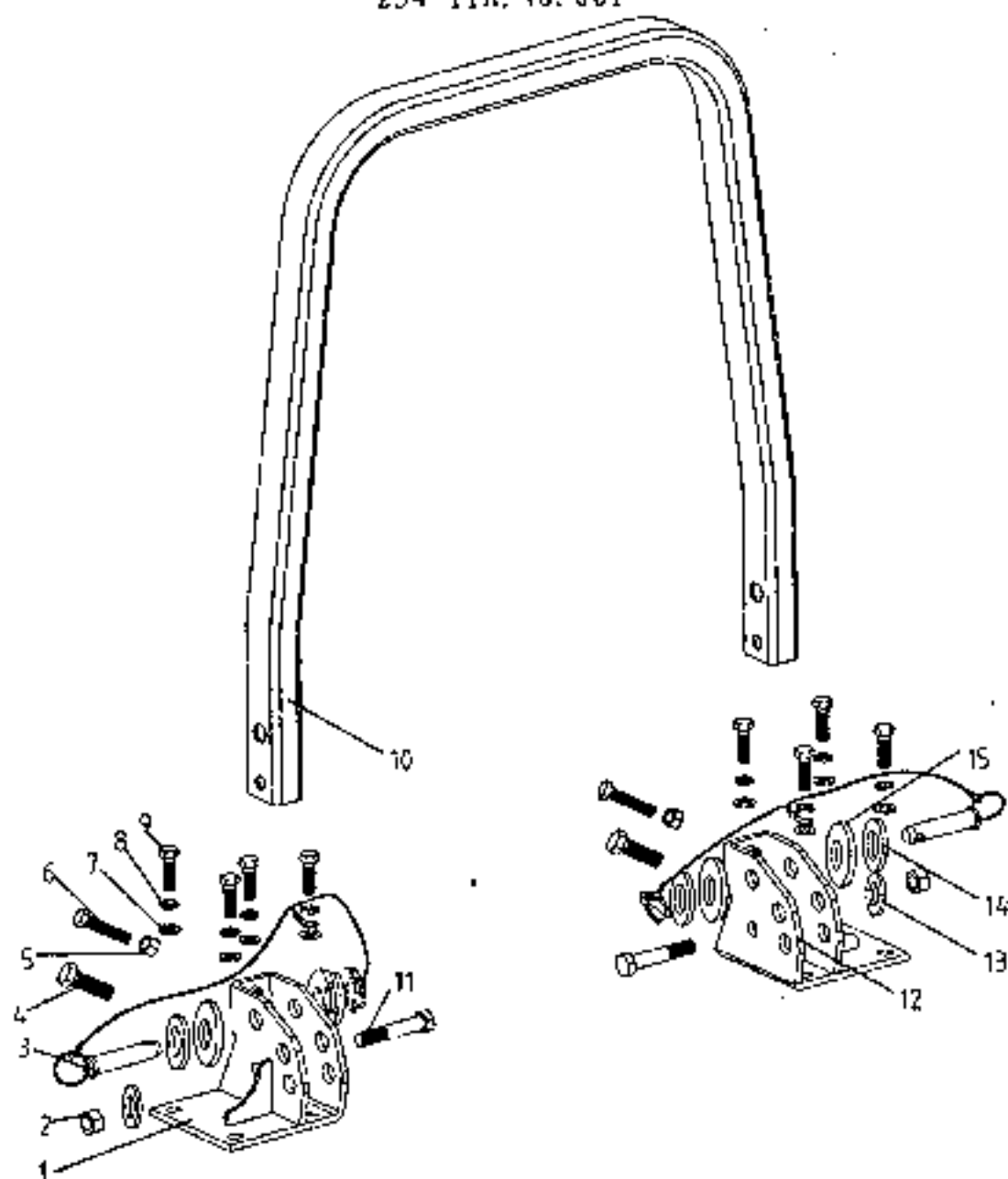


19 座椅总成 Seat

Ser.No.	Part No.	名称及规格	Name & Specifications	Quantity	Remarks
1	404-11A.44.012	座椅组合件	Seat	1	
2	GB/T5783-2000-M8×20	螺栓 M8×20	Hex. head bolt M8×20	6	
3	GB/T93-1987-8	垫圈 8	Spring lock washer 8	6	
4	GB/T97.1-2002-8	垫圈 8	Plain washer 8	6	
5	GB/T6170-2000-M8	螺母 M8	Hex. nut M8	4	
6	254-7.44.011	座椅支架焊合件	Seat bracket weldment	1	
7	GB/T97.1-2002-10	垫圈 10	Plain washer 10	2	
8	GB/T93-1987-10	垫圈 10	Spring lock washer 10	2	
9	GB/T5783-2000-M10×20	螺栓 M10×20	Hex. head bolt M10×20	4	
10	GB/T5786-2000-M12×1.25×25	螺栓 M12×1.25×25	Hex. head bolt M12×1.25×25	2	Optional
11	GB/T93-1987-12	垫圈 12	Spring lock washer 12	4	Optional
12	404-11A.44.101	安全带支架	Safety belt bracket	2	Optional
13	GB/T97.1-2002-12	垫圈 12	Plain washer 12	2	Optional
14	GB/T5783-2000-M12×25	螺栓 M12×25	Hex. head bolt M12×25	2	Optional
15	300.44B.012A	两点可弹式座椅安全带	Safety belt	1	Optional

20 安全架总成 Safety Frame

254-11A.46.001

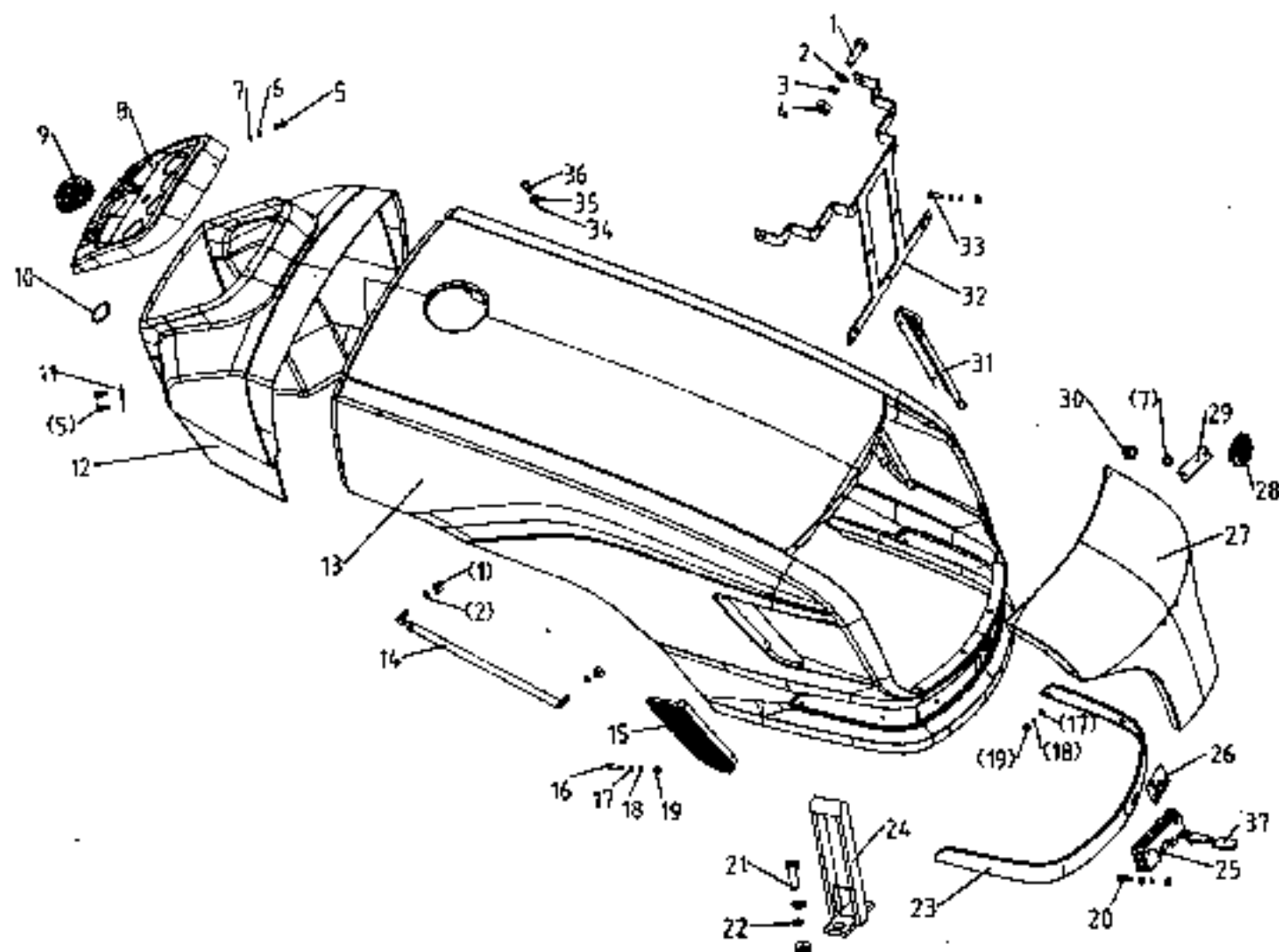


20 安全架总成 Safety Frame

Ser.No.	Part No.	名称及规格	Name & Specifications	Quantity	Remarks
1	304-9A.46.011	左安全架座焊合件	Left bracket,Safety frame	1	
2	GB/T 889.2-2000-M20×1.5	螺母 M20×1.5	Hex. nut M20×1.5	2	
3	304-9A.46.014	锁销合件	Lock pin	2	
4	GB/T5783-2000-M12×45	螺栓 M12×45	Hex. head bolt M12×45	2	
5	GB/T 6170-2000-M12	螺母 M12	Hex. nut M12	2	
6	GB/T5783-2000-M12×65	螺栓 M12×65	Hex. head bolt M12×65	2	
7	GB/T 97.1-2002-16	垫圈 16	Plain washer 16	8	
8	GB/T 93-1987-16	垫圈 16	Spring lock washer 16	8	
9	GB/T5783-2000-M16×50	螺栓 M16×50	Hex. head bolt M16×50	8	
10	254-11A.46.011	安全架焊合件	Safety Frame	1	
11	GB/T5785-2000-M20×1.5×110	螺栓 M20×1.5×110	Hex. head bolt M20×1.5×110	2	
12	304-9A.46.012	右安全架座焊合件	Right bracket,Safety frame	1	
13	GB/T 97.1-2002-20	垫圈 20	Plain washer 20	2	
14	GB/T 97.1-2002-27	垫圈 27	Plain washer 27	4	
15	504G3.46.115	橡胶垫圈	Rubber washer	4	

21 机罩仪表罩总成 Hood and Panel

254-11.47.001/254-11A.47.001



21 机罩仪表罩总成 Hood and Panel

Ser.No.	Part No.	名称及规格	Name & Specifications	Quantity	Remarks
1	GB/T6170-2000-M8	螺母 M8	Hex .nut M8	6	
2	GB/T93-1987-8	垫圈 8	Spring Lock washer8	6	
3	GB/T97.1-2002-8	垫圈 8	Plain washer 8	6	
4	GB/T5783-2000-M8×25	螺栓 M8×25	Hex.head bolt M8×25	2	
5	GB/T818-2000-M5×16	螺钉 M5×16	Philips pan head screw M5×16	6	
6	GB/T97.1-2002-5	垫圈 5	Plain washer 5	6	
7	GB/T93-1987-5	垫圈 5	Spring Lock washer5	8	
8	404-11.47.112	仪表盘	Instrument board	1	Single-row meter
8	404-11.47.112A	仪表盘	Instrument board	1	Combination meter
9	404-11.47.101	防尘套	Dustproof sheath	1	
10	404-11A.47.101	小时计垫板	Hourmeter board	1	For hourmeter
10	250.47A.106	橡胶塞	Rubber cover	1	No hourmeter
11	404-11.47.102	电锁安装板	Installation plate switch	1	
12	254-11.47.114	仪表罩	Instrument mask	1	No cab
12	254-11A.47.114	仪表罩	Instrument mask	1	For cab
13	254-11.47.011	机罩焊合件	Engine Hood	1	
14	QD19-555×225×300-BB	压缩气弹簧	Gas spring	2	
15	404-11.47.106	右侧风窗	Right window	1	
16	GB/T5783-2000-M6×16	螺栓 M6×16	Hex.head bolt M6×16	20	
17	GB/T97.1-2002-6	垫圈 6	Plain washer 6	33	
18	GB/T93-1987-6	垫圈 6	Spring Lock washer 6	33	
19	GB/T6170-2000-M6	螺母 M6	Hex .nut M6	33	
20	GB/T5783-2000-M6×35	螺栓 M6×35	Hex.head bolt M6×35	4	
21	GB/T5783-2000-M10×30	螺栓 M10×20	Hex.head bolt M10×30	2	
22	GB/T93-1987-10	垫圈 10	Spring Lock washer 10	2	

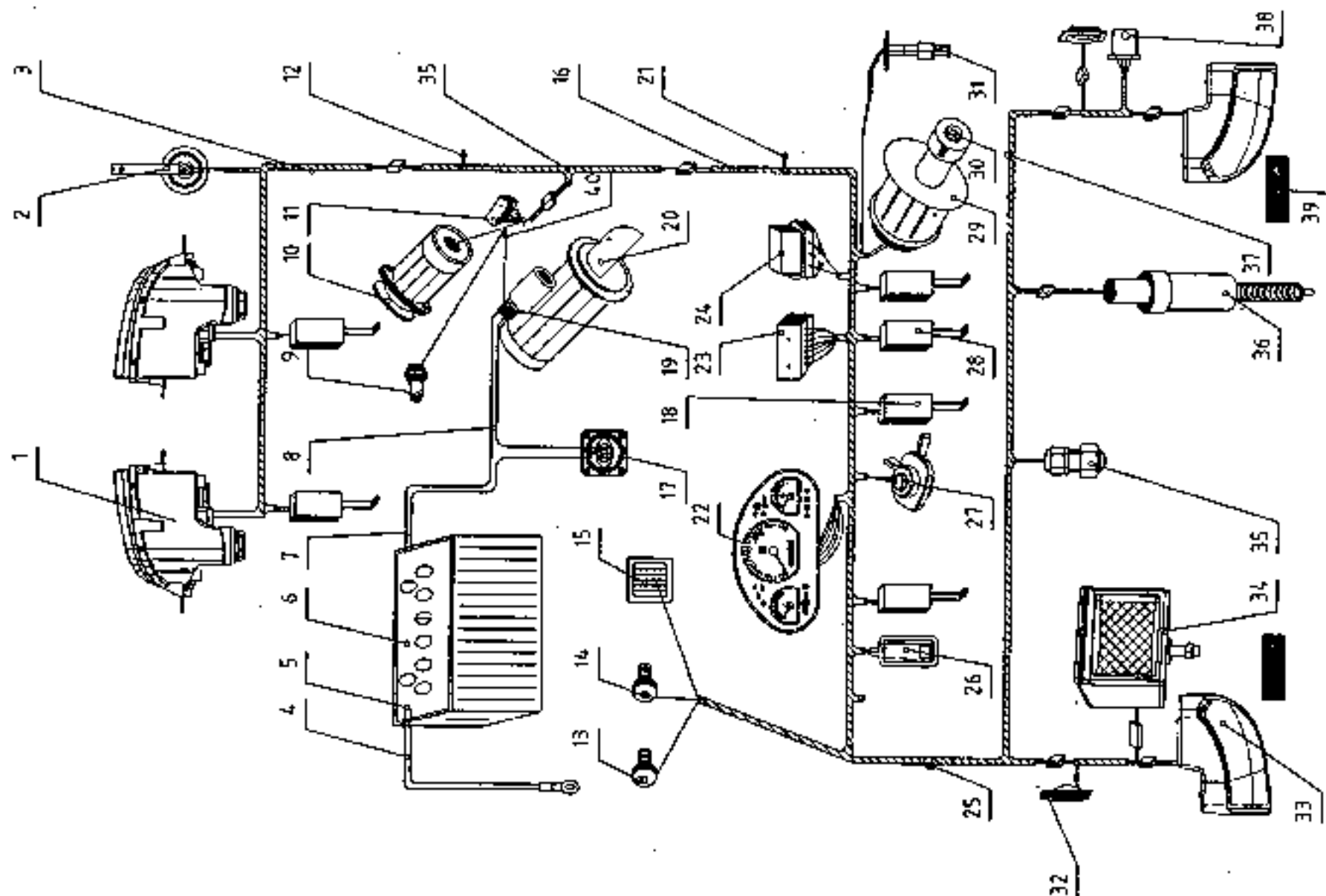
21 机罩仪表罩总成 Hood and Panel

续表

Ser.No.	Part No.	名称及规格	Name & Specifications	Quantity	Remarks
23	404-11.47.104	下风窗	Down window	1	
24	404-11.47.014-1	机罩锁销焊合件	Lock bracket	1	
25	550.47E.026	机罩锁	Hood lock	1	
26	404-11.47.117	机罩开启指示	Engine hood open instructions	1	
27	404-11.47.103	前风窗	Front window	1	
28	404-11.47.107	东风商标	Dong feng scutcheon	1	
29	300.47.113	标牌安装板	Scutcheon bracket	1	
30	GB/T6170-2000-M5	螺母 M5	Hex nut M5	2	
31	404-11.47.105	左侧风窗	Left window	1	
32	404-11.47.017	灯架焊合件	Lantern support	1	
33	GB/T5783-2000-M6×20	螺栓 M6×20	Hex head bolt M6×20	2	
34	GB/T91-2000-3.2×30	销 3.2×30	Split pin 3.2×30	2	
35	GB/T97.1-2002-10	垫圈 10	Plain washer 10	2	
36	GB/T882-1986-B10×60	销 B10×60	Split pin B10×60	2	
37	550.47E.105-1	机罩锁套	Hood lock cover	1	

22.A 电气系统总成 (组合仪表) Electrical System (Combination Meter)

404-11.48A.001



22.A 电气系统总成 (组合仪表) Electrical System (Combination Meter)

Ser.No.	Part No.	名称及规格	Name & Specifications	Quantity	Remarks
1	404-11.48.020/021	左/右前大灯	Left/Right head lamp	2	
2	DL-124D	电喇叭	Electricity horn	1	
3	404-11.48.011-1	前线束	Front wiring harness	1	
4	404-11.48.017	蓄电池负极电缆总成	Battery cable	1	
5	CX-1型	免维护蓄电池电缆线护套	Jacket	2	
6	6-QW-80L	免维护蓄电池	Battery	1	
7	404-11.48.016	蓄电池正极 总电源开关电缆总成	Battery cable	1	
8	404-11.48.019	起动-电源总开关连接电缆线	Elastic cable paper	1	
9	504G3.48.102	水温传感器	Water temperature sensor	1	
10	JFWZ17	发电机	Generator	1	From engine
11	CK300	60A保险丝	60A Fuse	1	
12	ZD300×8	可松开式锁式扎带	Clingulum	10	
13	504G3.48.103	转速传感器 (M18×1.5)	rotation speed senser (M18×1.5)	1	
14	504G3.48.104	油压传感器	Oil pressure sensor	1	
15	KM485QB-126000	电热塞	Pre-heating plug	1	From engine
16	404-11.48.012	主线束	Main wiring harness	1	
17	254G3.48.019	总电源开关 (DHKG904)	General supply switch (DHKG904)	1	
18	HY-4141	继电器 (12V、40A)	Starting relay (12V、40A)	5	
19	250D.48.101	电缆接头护套	Cable splice jacket	1	
20	QDJ1332A	起动电机	Starting motor	1	From engine
21	ZD150×8	可松开式锁式扎带	Clingulum	10	
22	354G3.48.021A	组合仪表 (109齿)	Combination meter	1	For 390 engine
	354G3.48.021A	组合仪表 (115齿)	Combination meter	1	For 385 engine
	354G3.48.021	组合仪表 (109齿)	Combination meter	1	Option
	354G3.48.021	组合仪表 (115齿)	Combination meter	1	Option

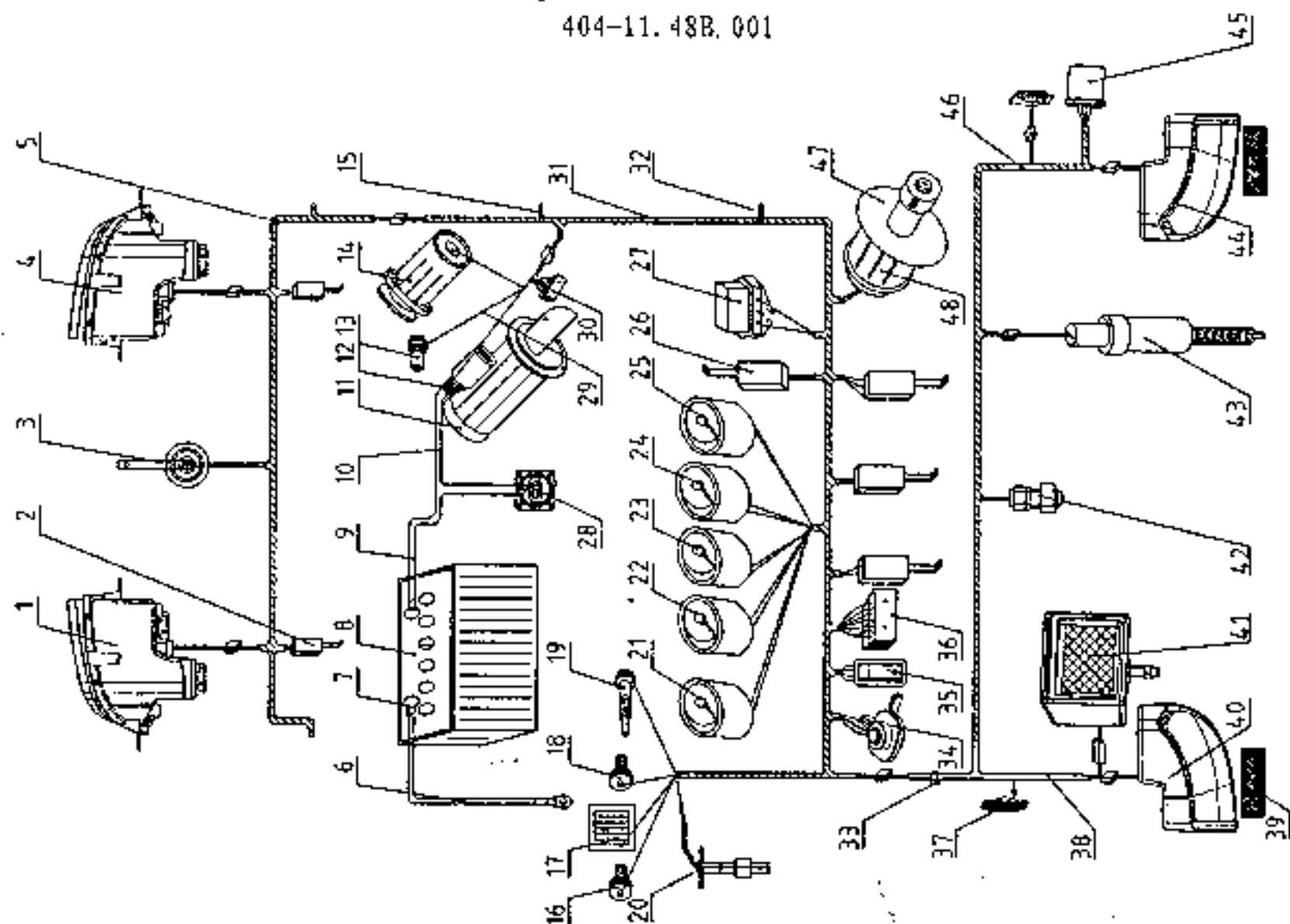
22.A 电气系统总成 (组合仪表) Electrical System (Combination Meter)

续表

Ser.No.	Part No.	名称及规格	Name & Specifications	Quantity	Remarks
23	404-11.48.018-1	300新型保险丝盒	Fuse box	1	
24	FT111	电子调节器	Voltage regulator	1	
25	200.48B.108	线夹	Wire clip	2	
26	JK911	安全警示开关	Caution light switch	1	
27	304G2-6.48.103	组合开关	Multi-function switch	1	
28	HY-SG102A	复合报警闪光器 (12V, 150W)	Flasher (12V, 150W)	1	
29	404-11.48.102	起动开关标牌	Starting scutcheon	1	
30	404-11.48.103	预热起动开关 (JK324)	Pre-heating starting switch (JK324)	1	
31	404-11.48A.101A	油量传感器	Oil level sensor	1	
32	404-11.48.104	S116转向灯	Steering lamp	2	
33	404-11.48.022/023	左/右后尾灯	Left/Right combination rear signal lamp	2	
34	404-11.48.024	后工作灯	Tail lamp	1	
35	JB1041	起动安全开关	Security switch	1	
36	JK231B	制动灯开关	Brakelight switch	1	
37	404-11.48.014/015	左右挡泥板线束	Left/Right rear wiring harness	1	
38	JB3762-84	拖车插座	Tow truck jack	1	
39	300-6.48.023-1	回复反射器	Retro reflector	2	
40	404-11.48A.013	起动-发电机线束	Starting motor to Generator wiring harness	1	

22.B 电气系统总成 (单列仪表) Electrical System (Unistrand Meter)

404-11.48B.001



22.B 电气系统总成 (单列仪表) Electrical System (Unistrand Meter)

Ser.No.	Part No.	名称及规格	Name & Specifications	Quantity	Remarks
1	404-11.48.020	左前大灯	Left head lamp	1	
2	HY-414I	继电器 (12V、40A)	Starting relay (12V、40A)	5	
3	DL-124D	电喇叭	Electrucity horn	1	
4	404-11.48.021	右前大灯	Right head lamp	1	
5	404-11.48.011-1	前线束	Front wiring harness	1	
6	404-11.48.017	蓄电池负极电缆总成	Battery cable	1	
7	CX-1型	免维护蓄电池电缆线护套	Jacket	2	
8	6-QW-80L	免维护蓄电池	Battery	1	
9	404-11.48.016	蓄电池正极-总电源开关电缆总成	Battery cable	1	
10	404-11.48.019	起动-电源总开关连接电缆线	Elastic cable paper	1	
11	QDXXX	起动电机	Starting motor	1	From engine
12	300.48.101	电缆护套	Cable splice jacket	1	
13	SW-12	水温传感器	Water temperature sensor	1	
14	JFWZ17	发电机	Generator	1	From engine
15	ZD150×8	可松开式锁式扎带	Clingulum	10	
16	ZS-12	转速传感器 (M18×1.5×48)	Rotation speed senser (M18×1.5×48)	1	
17	KM485QB-12600	电热塞	Pre-heating plug	1	From engine
18	QY101	气压报警开关	Air pressure sensor	1	
19	YY-12	机油压力传感器	Oil pressure sensor	1	
20	304A-11.48.101	油量传感器	Oil level sensor	1	
21	LY306-12	燃油表	Fule meter	1	
22	SW302-12	水温表	Thermometer	1	
23	YY308-12	机油压力表	Oil pressure meter	1	
24	ZS115-12	115齿转速表	Rotation speed meter 115	1	for 385 engine
	ZS109-12	109齿转速表	Rotation speed meter 109	1	for 390 engine

22.B 电气系统总成 (单列仪表) Electrical System (Unistrand Meter)

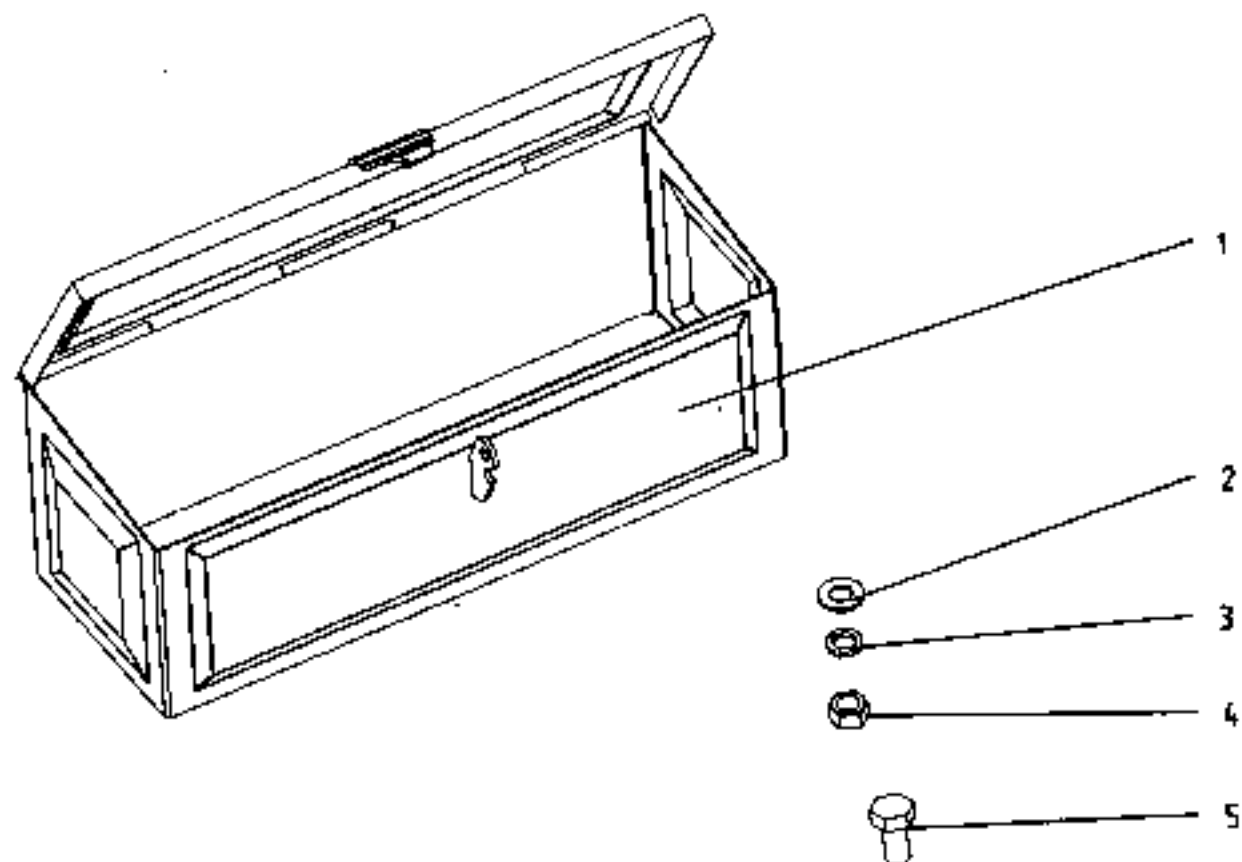
续表

Ser.No.	Part No.	名称及规格	Name & Specifications	Quantity	Remarks
25	DL307	电流表	Amperemeter	1	
26	HY-SGI02A	复合报警闪光灯 (12V, 150W)	Flasher (12V, 150W)	1	
27	FT111	电子调节器	Voltage regulator	1	
28	254G3.48.019	总电源开关 (DHK904)	General supply switch (DHK904)	1	
29	404-11.48.013	起动-发电机线束	Starting motor to Generator wiring harness	1	
30	CK309	60A保险丝	60A Fuse	1	
31	404-11.48.010	主接线束	Main wiring harness	1	
32	200.100.5	可松式锁式扎带	Unigulum	10	
33	200.48B.108	线夹	Wire clip	2	
34	304G2-6.48.103	组合开关	Multi-function switch	1	
35	JK911	安全警示开关	Caution light switch	1	
36	404-11.48.018-1	300新型保险丝盒	Fuse box	1	
37	404-11.48.104	S116转向灯	Steering lamp	2	
38	404-11.48.015	左后尾灯线束	Left rear wiring harness	1	
39	306-0.48.023-1	倒车反射器	Rear reflector	2	
40	404-11.48.022	左后尾灯	Left combination rear signal lamp	1	
41	404-11.48.023	倒车灯	Tail lamp	1	
42	JK3041	运动安全开关	Security switch	1	
43	JK231B	制动灯开关	Brakelight switch	1	
44	404-11.48.023	右后尾灯	Right combination rear signal lamp	1	
45	JB3762-84	拖车插座	Tow truck jack	1	
46	404-11.48.014	右挡泥板线束	Right rear wiring harness	1	
47	404-11.48.103	预热起动开关 (JK324)	Pre-heating starting switch (JK324)	1	
48	404-11.48.102	起动开关标牌	Starting scutcheon	1	

23 工具箱总成

Toolbox

450.49.001



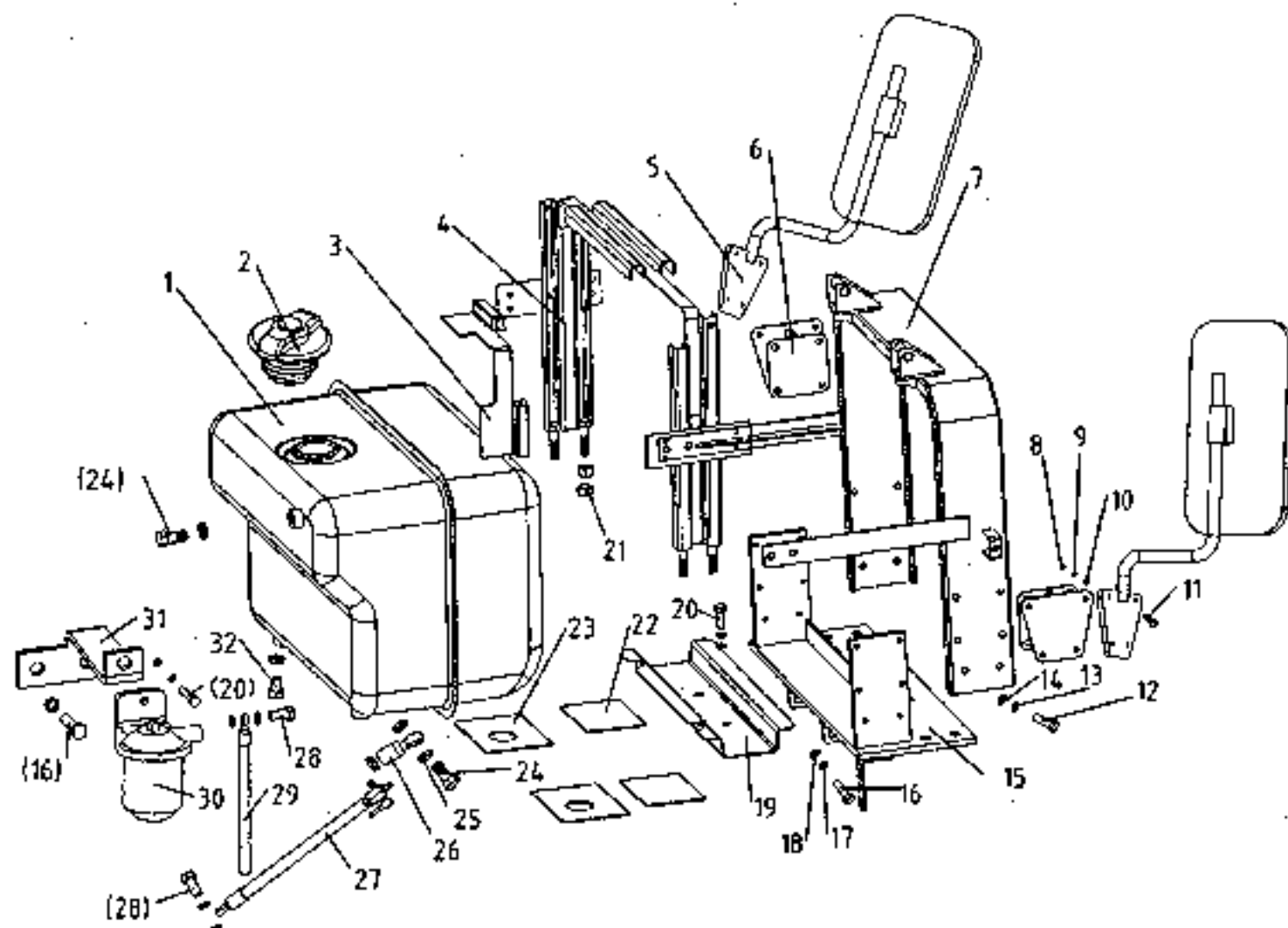
23 工具箱总成 Toolbox

Ser.No.	Part No.	名称及规格	Name & Specifications	Quantity	Remarks
1	450.49.001	工具箱	Toolbox	1	
2	GB/T97.1-2002-8	垫圈 8	Plain washer 8	2	
3	GB/T93-1987-8	垫圈 8	Spring lock washer 8	2	
4	GB/T6170-2000-M8	螺母 M8	Hex. nut M8	2	
5	GB/T5783-2000-M8×16	螺栓 M8×16	Hex. head bolt M8×16	2	

24 燃油箱总成

Fuel Tank

254-11.50.001/254-11A.50.001



24 燃油箱总成 Fuel Tank

Ser.No.	Part No.	名称及规格	Name & Specifications	Quantity	Remarks
1	254-11.50.013	燃油箱焊合件	Fuel tank	1	
2	DF-2468	油箱盖	Fuel tank cap	1	
3	200.50.101	上橡胶垫	Upper Rubber pad	2	
4	254-11.50.014	紧固带焊合件	Fule tank strap	1	
5	AE-4	后视镜总成	Rearview mirror assembly	2	Optional, without Cab
6	254-11.50.015	后视镜安装架焊合件	Rearview mirror installation	2	Optional, without Cab
7	254-11.50.012	油箱架焊合件	Fuel tank bracket	1	Without Cab
	254-11A.50.012	油箱架焊合件	Fuel tank bracket	1	With Cab
8	GB/T6170-2000-M6	螺母 M6	Hex. nut M6	8	Optional, without Cab
9	GB/T93-1987-6	垫圈 6	Spring lock washer 6	8	Optional, without Cab
10	GB/T97.1-2002-6	垫圈 6	Plain washer 6	8	Optional, without Cab
11	GB/T5783-2000-M6×25	螺栓 M6×25	Hex. head bolt M6×25	8	Optional, without Cab
12	GB/T5783-2000-M8×20	螺栓 M8×20	Hex. head bolt M8×20	12	
13	GB/T93-1987-8	垫圈 8	Spring lock washer 8	12	
14	GB/T97.1-2002-8	垫圈 8	Plain washer 8	12	
15	254-11.50.011	托板焊合件	Splint	1	
16	GB/T5783-2000-M10×20	螺栓 M10×20	Hex. head bolt M10×20	4	
17	GB/T93-1987-10	垫圈 10	Spring lock washer 10	7	
18	GB/T97.1-2002-10	垫圈 10	Plain washer 10	4	
19	254-11.50.102	油箱托板	Fuel tank splint	1	
20	GB/T5783-2000-M10×30	螺栓 M10×30	Hex. head bolt M12×30	3	
21	GB/T6170-2000-M10	螺母 M10	Hex. nut M10	9	
22	200.50.107	橡胶垫	Rubber pad	2	
23	200.50.106	前橡胶垫	Front rubber pad	2	
24	254-11.50.104	铰接螺栓 M12×1.25	Hollow hex head bolt M12×1.25	2	

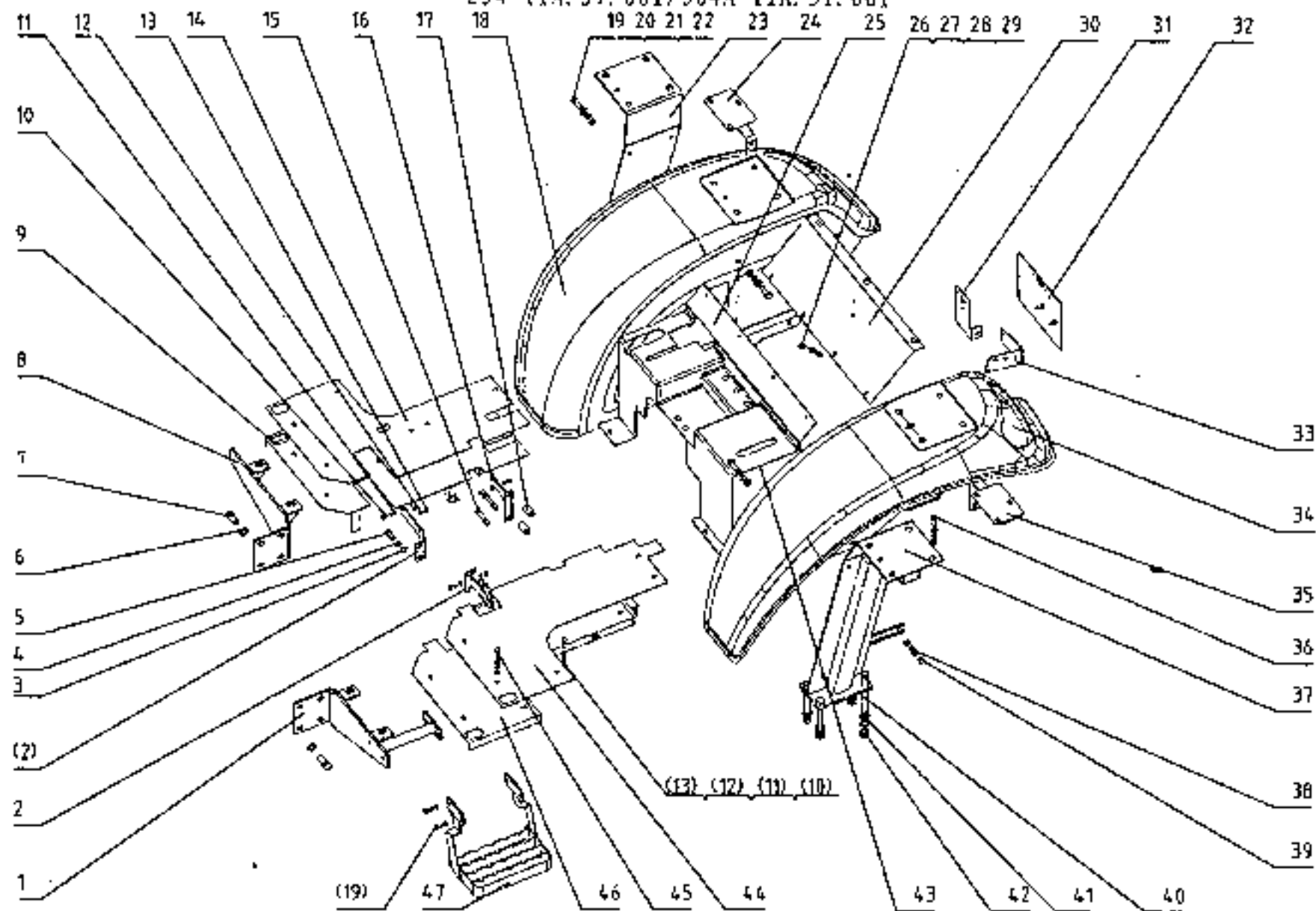
24 燃油箱总成 Fuel Tank

续表

Ser.No.	Part No.	名称及规格	Name & Specifications	Quantity	Remarks
25	JB-FT-CU-12	组合密封铜垫圈 12	Combination washer 12	10	
26	304-11.50.011	油管接头焊合件	Pipe tie-in	1	
27	200.50.015A	燃油输油管路总成	Fuel Filter pipe	1	for Unistrand Meter
	200.50.015(10A-400)	燃油输油管路总成	Fuel Filter pipe	1	for Combination meter
28	GB/T3451-1983-M12×1.25	铰接螺栓 M12×1.25	Hollow hex.head bolt M12×1.25	2	
29	JB/T 6015-2000-A8-300-T	胶管组件 A8-300-T	House A-8-300-T	1	
30	C0506B	柴油滤清器	Fuel Filter	1	From engine
31	254-11A.50.161	滤清器支架	Filter bracket	1	
32	GB/T5786-2000-M12×1.25×25	螺栓 M12×1.25×25	Hex.head bolt M12×1.25×25	1	

25.A 地板挡泥板总成 Foot Mud Shields Rest

254-11A, 51.001/304A-11A, 51.001



25. A 地板挡泥板总成 Foot Mud Shields Rest

Ser.No.	Part No.	名称及规格	Name & Specifications	Quantity	Remarks
1	254-11A.51.011	左前支架焊合件	Left-front foot bracket joint	1	for 385 engine
	304A-11A.51.011	左前支架焊合件	Left-front foot bracket joint	1	for 390 engine
2	200.20.111-1	前支架	Front bracket joint	2	
3	GB/T97.1-2002-12	垫圈 12	Plain washer 12	4	
4	GB/T93-1987-12	垫圈 12	Spring lock washer 12	4	
5	GB/T5783-2000-M12×25	螺栓 M12×25	Hex.head bolt M12×25	4	
6	GB/T93-1987-16	垫圈 16	Spring lock washer 16	24	
7	GB/T5783-2000-M16×35	螺栓 M16×35	Hex.head bolt M16×35	8	
8	254-11A.51.012	右前支架焊合件	Right-front foot bracket joint	1	for 385 engine
	304A-11A.51.012	右前支架焊合件	Right-front foot bracket joint	1	for 390 engine
9	254-11A.51.014	右地板焊合件	Right foot rest	1	
10	GB/T5783-2000-8×25	螺栓 M8×25	Hex.head bolt M8×25	13	
11	GB/T97.1-2002-8	垫圈 8	Plain washer 8	23	
12	GB/T93-1987-8	垫圈 8	Spring lock washer 8	23	
13	GB/T6170-2000-M8	螺母 M8	Hex. nut M8	23	
14	254-11A.51.108	右地板橡胶板	Plank of right floor rubber	1	
15	GB/T5783-2000-M×60	螺栓 M10×60	Hex.head bolt M10×60	2	
16	254-11.51.106	后支架	Front bracket joint	1	
17	200.20.114A	垫套	Sleeve	2	
18	254-11A.51.018	右挡泥板合件	Right mud shields rest	1	for ROPS
	254-11A.51.018A	右挡泥板合件	Right mud shields rest	1	for CAB
19	GB/T5783-2000-10×25	螺栓 M10×25	Hex.head bolt M10×25	10	
20	GB/T97.1-2002-10	垫圈 10	Plain washer 10	6	
21	GB/T93-1987-10	垫圈 10	Spring lock washer 10	6	
22	GB/T6170-2000-M10	螺母 M10	Hex. nut M10	4	

25. A 地板挡泥板总成 Foot Mud Shields Rest

续表

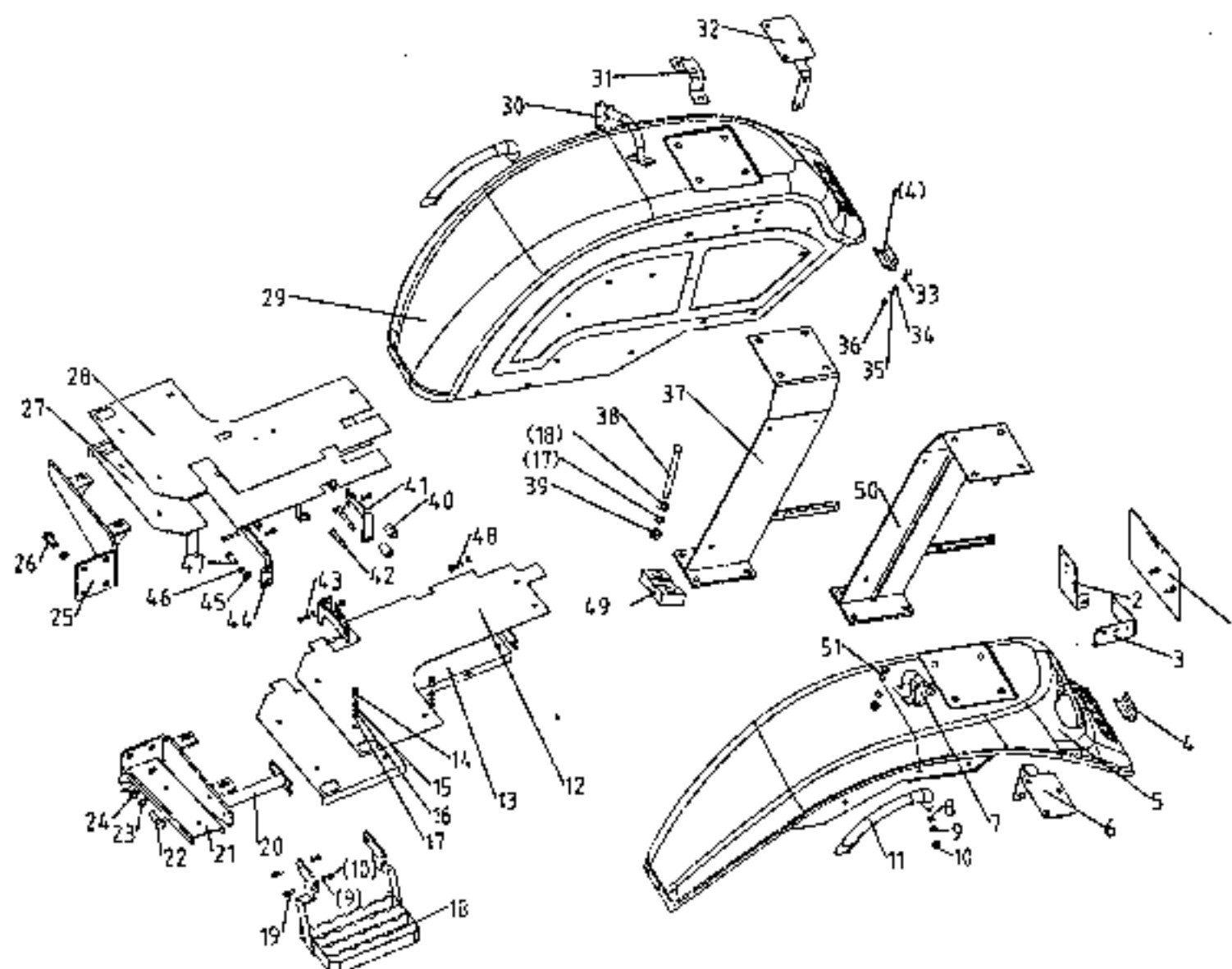
Ser.No.	Part No.	名称及规格	Name & Specifications	Quantity	Remarks
23	254-11.51.012A	右支架焊合件	Right foot bracket joint	1	
24	404-11.51.026	右尾灯安装架焊合件	Right combination rear signal lamp setting plate	1	
25	254-11A.51.102-1	座椅封板	Seat close board	1	
26	GB/T5783-2000-M6×16	螺栓 M6×16	Hex.head bolt M6×16	4	
27	GB/T97.1-2002-6	垫圈 6	Plain washer 6	4	
28	GB/T93-1987-6	垫圈 6	Spring lock washer 6	4	
29	GB/T6170-2000-M6	螺母 M6	Hex. nut M6	4	
30	254-11A.51.101-1	后围板	Rear close board	1	
31	304G2-6E.51.102	拖车插座安装板	Trailer socket setting plate	1	Optional
32	300-6.47.024	牌照安装板焊合件	Back number stay subpanel	1	Optional
33	300-6.47.222	牌照安装板支架	Back number stay subpanel bracket rest	1	Optional
34	254-11A.51.017	左挡泥板焊合件	Left mud shields rest	1	for ROPS
	254-11A.51.017A	左挡泥板焊合件	Left mud shields rest	1	for CAB
35	404-11.51.025	左尾灯安装架焊合件	Left combination rear signal lamp setting plate	1	
36	GB/T5783-2000-M16×50	螺栓 M16×50	Hex.head bolt M16×50	8	
37	254-11.51.011A	左支架焊合件	Left foot bracket joint	1	
38	GB/T96.1-2002-8	垫圈 8	Plain washer 8	4	
39	GB/T5783-2000-M8×20	螺栓 M8×20	Hex.head bolt M8×20	6	
40	GB/T5782-2000-M6×160	螺栓 M16×160	Hex.head bolt M16×160	8	
41	GB/T97.1-2002-16	垫圈 16	Plain washer 16	16	
42	GB/T6170-2000-M16	螺母 M16	Hex. nut M16	16	
43	550-1.51.101	密封条	Airproof piece	need	
44	254-11A.51.107	左地板橡胶板	Left of right floor rubber	1	
45	GB/T5783-2000-M8×30	螺栓 M8×30	Hex.head bolt M8×30	4	

25.A 地板挡泥板总成 Foot Mud Shields Rest

续表

Ser.No.	Part No.	名称及规格	Name & Specifications	Quantity	Remarks
46	254-11A.51.013-1	左地板焊合件	Left foot rest	1	
47	254-11A.51.019	车梯焊合件	Ladder	1	

25. B 地板挡泥板总成 Foot Mud Shields Rest 304A-11A, 51A, 001



25.B 地板挡泥板总成 Foot Mud Shields Rest

Ser.No.	Part No.	名称及规格	Name & Specifications	Quantity	Remarks
1	300-6.47.024	牌照安装板焊合件	License plate	1	Optional
2	304G2-6E.51.102	拖车插座安装板	Trailer socket plate	1	Optional
3	300-6.47.222	牌照安装板支架	License plate fixed board	1	Optional
4	404-11.51.107	后反射器安装板	Back reflex reflector subpanel	2	
5	304A-11A.51A.017	左挡泥板焊合件	Left mud Shield	1	
6	404-11.51.025	左尾灯安装架焊合件	Left rear lights support	1	
7	254-11.51.019	左转向灯支座焊合件	Turn left bracket rest	1	
8	GB/T97.1-2002-10	垫圈 10	Plain washer 10	4	
9	GB/T93-1987-10	垫圈 10	Spring lock washer 10	18	
10	GB/T6170-2000-M10	螺母 M10	Hex. nut M10	16	
11	404-11.51.104	扶手	Handle hold	2	
12	304A-11A.51A.107	左地板橡胶板	Left foot rest rubber board	1	
13	304A-11A.51A.013	左地板焊合件	Left foot rest	1	
14	GB/T5783-2000-M8×30	螺栓 M8×30	Hex. head bolt M8×30	4	
15	GB/T97.1-2002-8	垫圈 8	Plain washer 8	38	
16	GB/T93-1987-8	垫圈 8	Spring lock washer 8	28	
17	GB/T6170-2000-M8	螺母 M8	Hex. nut M8	28	
18	304A-11A.51A.019	车梯焊合件	Foot ladder	1	
19	GB/T5783-2000-M10×30	螺栓 M10×30	Hex. head bolt M10×30	4	
20	304A-11A.51A.011	左前支架焊合件	Left front bracket joint	1	
21	304A-11A.51A.106	工具箱安装板	Tote box installation	1	
22	GB/T5783-2000-M16×45	螺栓 M16×45	Hex. head bolt M16×45	2	
23	GB/T93-1987-16	垫圈 16	Spring lock washer 16	26	
24	GB/T97.1-2002-16	垫圈 16	Plain washer 16	18	
25	304A-11A.51.012	右前支架焊合件	Right front bracket joint	1	

25.B 地板挡泥板总成 Foot Mud Shields Rest

续表

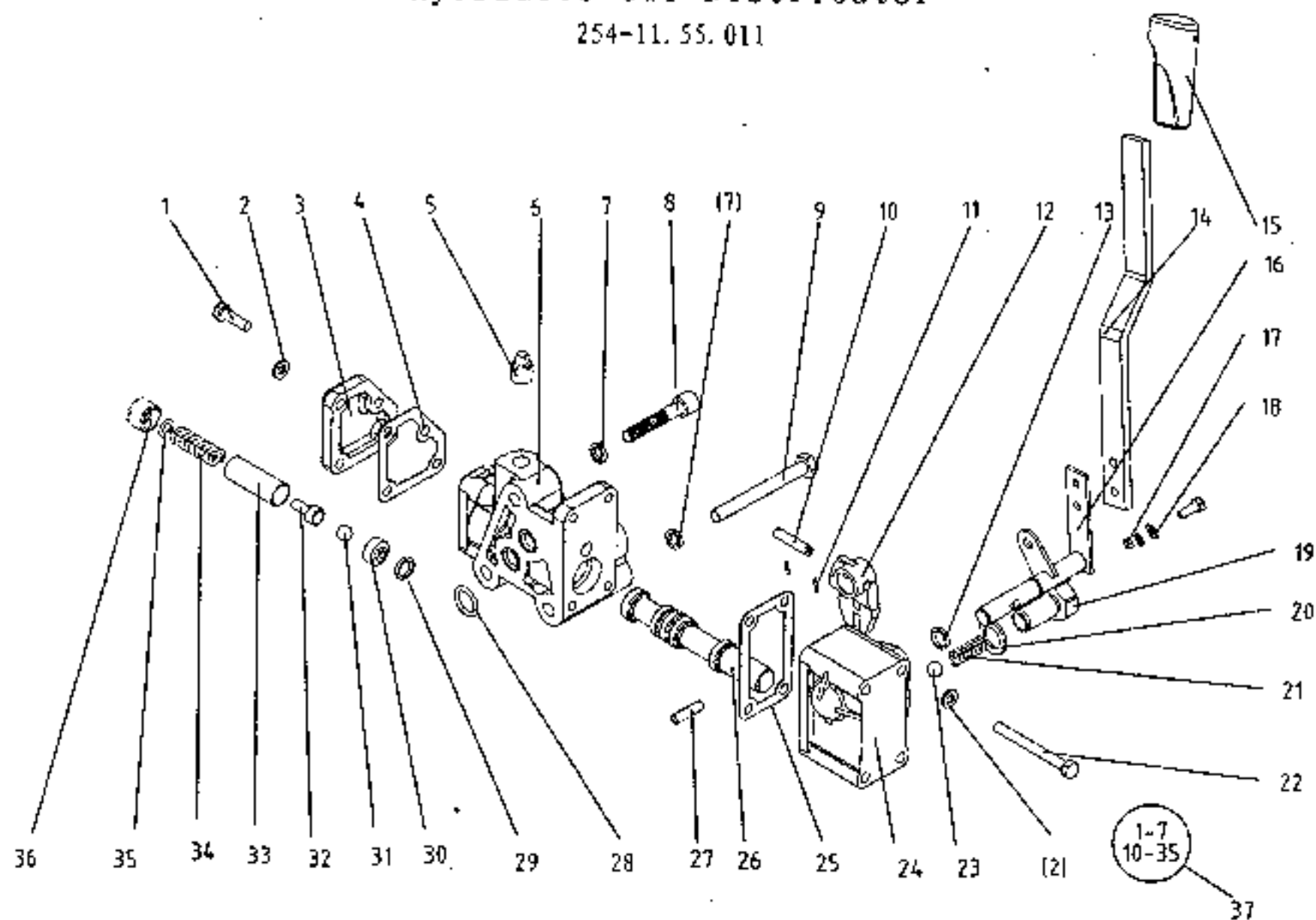
Ser.No.	Part No.	名称及规格	Name & Specifications	Quantity	Remarks
26	GB/T5783-2000-M16×40	螺栓 M16×40	Hex. head bolt M16×40	16	
27	304A-11A.51A.014	右地板焊合件	Right foot rest	1	
28	304A-11A.51A.108	右地板橡胶板	Right foot rest rubber board	1	
29	304A-11A.51A.018	右挡泥板焊合件	Right mud Shield	1	
30	254-11.51.020	右转向灯支座焊合件	Turn Right bracket rest	1	
31	404-11.51.106	后工作灯架	Rear lights support	1	
32	404-11.51.026	右尾灯安装架焊合件	Right rear lights support	1	
33	GB/T5783-2000-M6×16	螺栓 M6×16	Hex. head bolt M6×16	4	
34	GB/T97.1-2002-6	垫圈 6	Plain washer 6	4	
35	GB/T93-1987-6	垫圈 6	Spring lock washer 6	4	
36	GB/T6170-2000-M6	螺母 M6	Hex. nut M6	4	
37	304A-11A.51A.016	右挡泥板支架焊合件	Right bracket joint	1	
38	GB/T5782-2000-M16×185	螺栓 M16×185	Hex. head bolt M16×185	8	
39	GB/T6170-2000-M16	螺母 M16	Hex. nut M16	16	
40	200.20.114A	垫套	Sleeve	2	
41	254-11.51.106	后支架	Front bracket joint	1	
42	GB/T5783-2000-M×60	螺栓 M10×60	Hex. head bolt M10×60	2	
43	GB/T5783-2000-M8×25	螺栓 M8×25	Hex. head bolt M8×25	22	
44	200.20.111-1	前支架	Front bracket joint	2	
45	GB/T97.1-2002-12	垫圈 12	Plain washer 12	4	
46	GB/T93-1987-12	垫圈 12	Spring lock washer 12	4	
47	GB/T5783-2000-M12×30	螺栓 M12×30	Hex. head bolt M12×30	4	
48	GB/T5783-2000-M10×25	螺栓 M10×25	Hex. head bolt M10×25	6	
49	300A.47.201	挡泥板垫块		4	

25.B 地板挡泥板总成 Foot Mud Shields Rest

续表

Ser.No.	Part No.	名称及规格	Name & Specifications	Quantity	Remarks
50	304A-11A.51A.015	左挡泥板支架焊合件	Left bracket joint	1	
51	GB/T5783-2000-M10×20	螺栓 M10×20	Hex. head bolt M10×20	4	

26.1 分配器总成 Hydraulic Oil Distributor 254-11.55.011



26.1 分配器总成 Hydraulic Oil Distributor

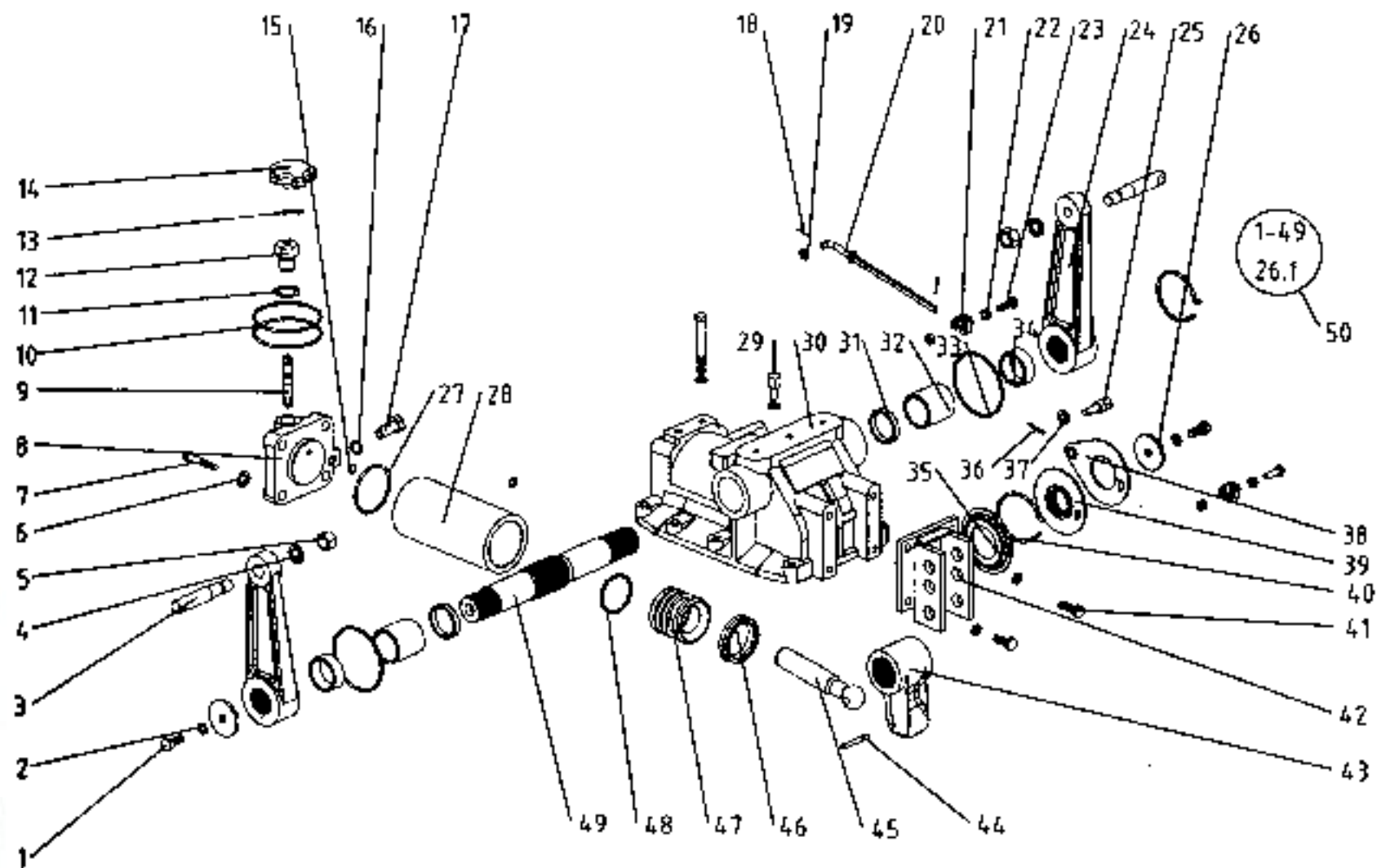
Ser.No.	Part No.	名称及规格	Name & specifications	Quantity	Remarks
1	GB/T5783-2000-M6×20	螺栓 M6×20	Hex. head bolt M6×20	4	
2	GB/T93-1987-6	垫圈 6	Spring lock washer 6	8	
3	200.55.131	端盖	End cover	1	
4	200.55.132	端盖纸垫	Paper gasket	1	
5	GB/T3289.31-1982-R1/4	外方管堵R1/4	Square head oil plug R1/4	1	
6	200.55.126-A	分配器壳体	Distributor body	1	
7	GB/T93-1987-8	垫圈 8	Spring lock washer 8	3	
8	GB/T70.1-2000-M8×25	螺钉 M8×25	Hex. socket cap screw M8×25	2	
9	GB/T5781-2000-M8×75	螺栓 M8×75	Hex. head bolt M8×75	1	
10	GB/T880-1986-6×30	销 6×30	Pin 6×30	1	
11	GB/T91-2000-1.6×10	销 1.6×10	Split pin 1.6×10	2	
12	200.55.128	拨叉	Fork	1	
13	GB/T3452.1-1992-10.6×1.8	O形圈 10.6×1.8	O-ring seal 10.6×1.8	1	
14	254-11.55.104	手柄杆	Handle pole	1	
15	1204.55.108	位置控制手柄	Handle	1	
16	254-11.51.013	手柄焊合件	Handle assy	1	
17	GB/T6172-2000-M6	螺母 M6	Hex. nut M6	2	
18	GB/T97.1-2002-6	垫圈 6	Plain washer 6	2	
19	200.55.129-1	定位螺钉	Positioning bolt	1	
20	JB-FT-CU-14	组合密封铜垫圈 14	Combination washer 14	1	
21	200.55.130	定位弹簧	Positioning spring	1	
22	GB/T5783-2000-M6×60	螺栓 M6×60	Hex. head bolt M6×60	1	
23	GB/T308-2002-9.5	钢球 9.5	Steel ball 9.5	1	
24	200.55.123	拨叉盒	Fork box	1	
25	200.55.125	拨叉盒纸垫	Paper gasket	1	

26.1 分配器总成 Hydraulic Oil Distributor

续表

Ser.No.	Part No.	名称及规格	Name & specifications	Quantity	Remarks
26	200.55.127	操纵阀	Sliding valve	1	
27	GB/T879.1-2000-6×22	销 6×22	Slotted spring pin 6×22	1	
28	GB/T3452.1-1992-17×2.65	O形圈 17×2.65	O-ring seal 15×2.65	1	
29	GB/T3452.1-1992-10.6×2.65	O形圈 10.6×2.65	O-ring seal 10.6×2.65	1	
30	200.55.138	垫块	Pad	1	
31	GB/T308-2002-9	钢球 9	Steel ball dia.9	1	
32	200.55.137	球座	Ball seat	1	
33	200.55.136	套管	Sleeve	1	
34	200.55.135-1	安全阀弹簧	Safety valve Spring	1	
35	200.55.134	调节垫片	Adjusting shims	2~5	
36	200.55.133	螺塞	Plug	1	
37	254-11.55.011	分配器总成	Hydraulic Oil Distributor	1	

26.2 提升器总成 Hydraulic Power Lift 254-11.55.001



26.2 提升器总成 Hydraulic Power Lift

Ser.No.	Part No.	名称及规格	Name & Specifications	Quantity	Remarks
1	GB/T5783-2000-M10×25	螺栓 M10×25	Hex. head bolt M10×25	2	
2	GB/T93-1987-10	垫圈 10	Spring washer 10	6	
3	200.55.105	提升臂销	Lift arm pin	2	
4	GB/T93-1987-16	垫圈 16	Spring washer 16	2	
5	GB/T6170-2000-M16	螺母 M16	Hex. nut M16	2	
6	GB/T93-1987-14	垫圈 14	Spring washer 14	4	
7	GB/T5782-2000-M14×45	螺栓 M14×45	Hex. head bolt M14×60	4	
8	200.55.114-1	油缸盖	Cylinder cover	1	
9	200.55.118-1	液压锁紧阀	Hydraulic lock valve	1	
10	GB/T3452.1-1992-6.3×1.8	O形圈 6.3×1.8	O-ring seal 6.3×1.8	2	
11	JB-FT-CU-22	组合密封铜垫圈 22	Combination washer 22	1	
12	200.55.112-1	阀杆螺母	Valve -pole nut	1	
13	GB/T879.1-2000-5×24	销5×24	Pin5×24	1	
14	300.55.020	手轮胶合件	Handwheel assy	1	
15	GB/T3452.1-1992-10.6×1.8	O形圈 10.6×1.8	O-ring seal 10.6×1.8	1	
16	JB-FT-CU-14	组合密封铜垫圈 14	Combination washer 14	1	
17	JB/T1000-1977-M14×1.5	螺塞 M14×1.5	Plug M14×1.5	1	
18	GB/T91-2000-2×16	销 2×16	Split pin 2×16	2	
19	GB/T97.1-2002-8	垫圈 8	Plain washer 8	1	
20	300-6.55.010	联动杆焊合件	Linkage rod	1	
21	200.55.119-1	挡块	Limit spot	2	
22	GB/T6170-86-M8	螺母 M8	Hex. nut M8	2	
23	GB/T5783-2000-M8×20	螺栓 M8×20	Hex. head bolt M8×20	2	
24	200.55.106	外提升臂	Lift arm	2	
25	200.55.120	联动销	Linkage pin	1	

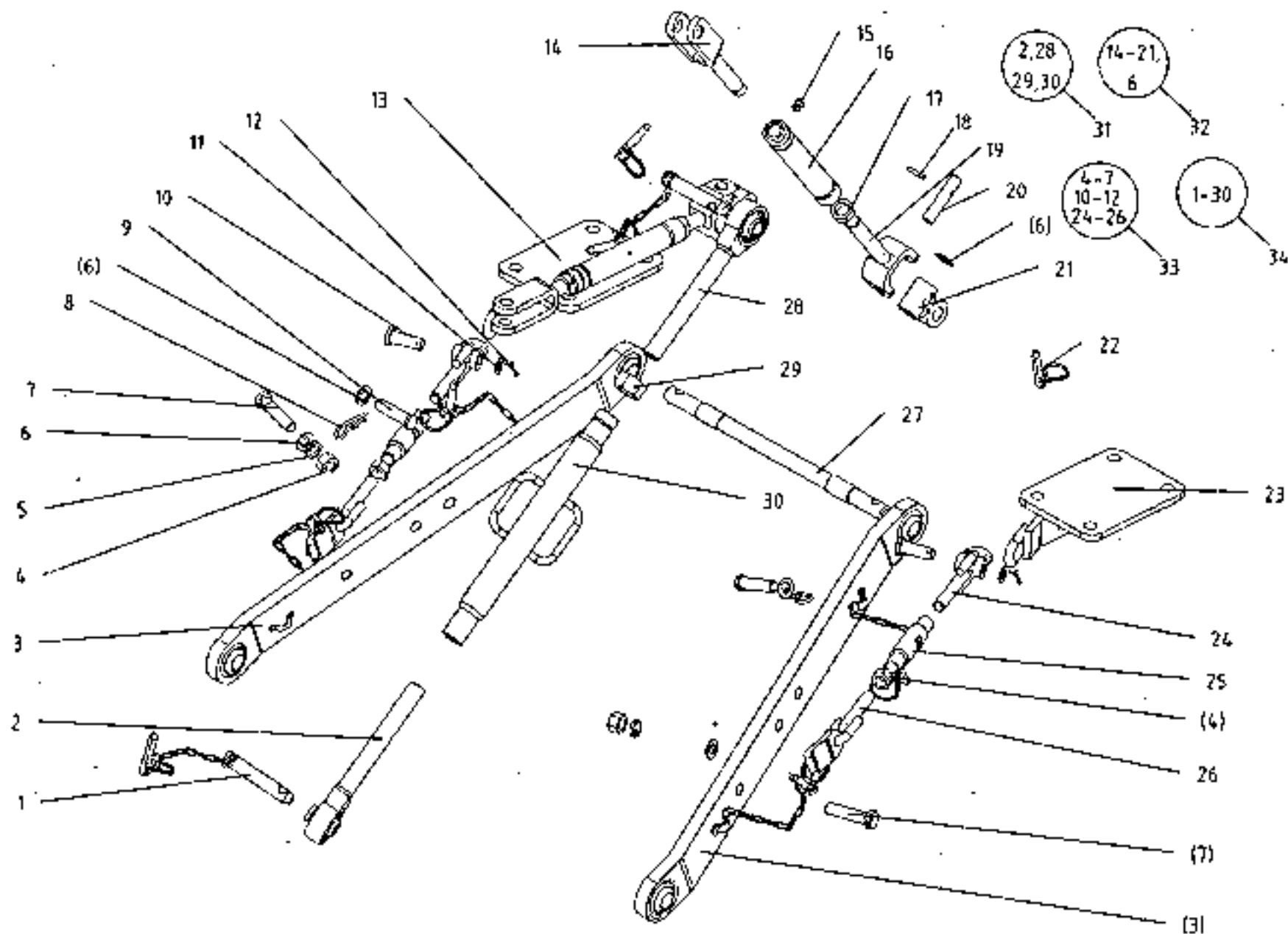
26.2 提升器总成 Hydraulic Power Lift

续表

Ser.No.	Part No.	名称及规格	Name & Specifications	Quantity	Remarks
26	200.55.107	压板	Clamping plate	2	
27	GB/T3452.1-1992-87.5×3.55	O形圈 87.5×3.55	O-ring seal 87.5×3.55	1	
28	200.55.115-1	油缸	Cylinder	1	
29	200.55.111-2	通气螺塞	Vent tube	1	
30	200.55.101-2	提升器壳体	Lift case	1	
31	200.55.102	隔套	Spacer sleeve	2	
32	200.55.103A	衬套	Bush	2	
33	GB/T3452.1-1992-38.7×5.3	O形圈 38.7×5.3	O-ring seal 38.7×5.3	2	
34	200.55.104	挡圈	Retainer ring	2	
35	200.55.122	挡盘	Retainer plate	1	
36	GB/T91-2000-3.2×20	销 3.2×20	Split pin 3.2×20	1	
37	GB/T97.1-2002-10	垫圈 10	Plain washer 10	1	
38	200.55.014	拨盘焊合件	Driven plate	1	
39	200.55.016	传动盘焊合件	Drive plate weldment	1	
40	200.55.121	扭簧	Torsion spring	1	
41	GB/T5783-2000-M10×30	螺栓 M10×30	Hex. head bolt M10×30	4	
42	280.55.017	挂接板焊合件	Hitching plate	1	
43	300.55.132	内提升臂	Inner lift arm	1	
44	GB/T879.1-2000-6×50	销 6×50	Slotted spring pin 6×50	1	
45	200.55.109	活塞顶杆	Piston push rod	1	
46	200.55.117-1	YX形密封圈 D75	YX-seal D75	1	
47	200.55.116-1	活塞	Piston	1	
48	GB/T3452.1-1992-69×3.55	O形圈 69×3.55	O-ring seal 69×3.55	1	
49	200.55.110-1	提升轴	Lift shaft	1	
50	254-11.55.001	提升器总成	Hydraulic power lift	1	

27. A 悬挂装置总成 Suspension Mechanism

280.56.001-1



27.A 悬挂装置总成 Suspension Mechanism

Ser.No.	Part No.	名称及规格	Name & Specifications	Quantity	Remarks
1	200.56.016	上拉杆连接销总成	Coupling pin of upper link	2	
2	300.56.020-1	上拉杆后调节杆总成	Upper link rear adjusting rod	1	
3	280.56.014	下拉杆焊合件	Lower link weldment	2	
4	GB/T6170-2000-M16	螺母 M16	Hex.nut M16	2	
5	GB/T93-1987-16	垫圈 16	Spring lock washer 16	2	
6	GB/T97.1-2002-16	垫圈 16	Plain washer 16	6	
7	GB/T5782-2000-M16×80	螺栓 M16×80	Hex. head bolt M16×80	2	
8	200.56.101-1	R销	R-pin	2	
9	GB/T882-1986-B16×55	销轴 B16×55	Clevis pin with head B16×55	2	
10	GB/T882-1986-B12×45	销轴 B12×45	Clevis pin with head B12×45	2	
11	GB/T97.1-2002-12	垫圈 12	Plain washer 12	2	
12	GB/T91-2000-4×20	开口销 4×20	Split pin 4×20	2	
13	280.56.023A	左前限位链焊合件	Left-front check chain	1	
14	280.56.018	提升杆下吊耳焊合件	Lower clevis of lift rod	2	
15	JB/T7940.1-1995-M10×1	油杯 M10×1	Grease nipple M10×1	2	
16	280.56.029	提升杆焊合件	Lift rod upper clevis	2	
17	GB/T6173-2000-M20×2	螺母 M20×2	Hex.nut M20×2	2	
18	GB/T91-2000-3.2×26	销 3.2×26	Split pin 3.2×26	2	
19	280.56.017	提升杆上吊耳焊合件	Lift rod up clevis	2	
20	GB/T882-1986-B16×80	销 B16×80	Clevis pin with head 16×80	2	
21	300.56.113	提升杆十字接头	Cross joint of lift rod	2	
22	200.56.011	锁销组合件	Lock pin	2	
23	280.56.022A	右前限位链焊合件	Right-front check chain	1	
24	280.56.020	前限位链焊合件	Front check chain	2	
25	300.56.155-1	调节套	Adjusting sleeve	2	

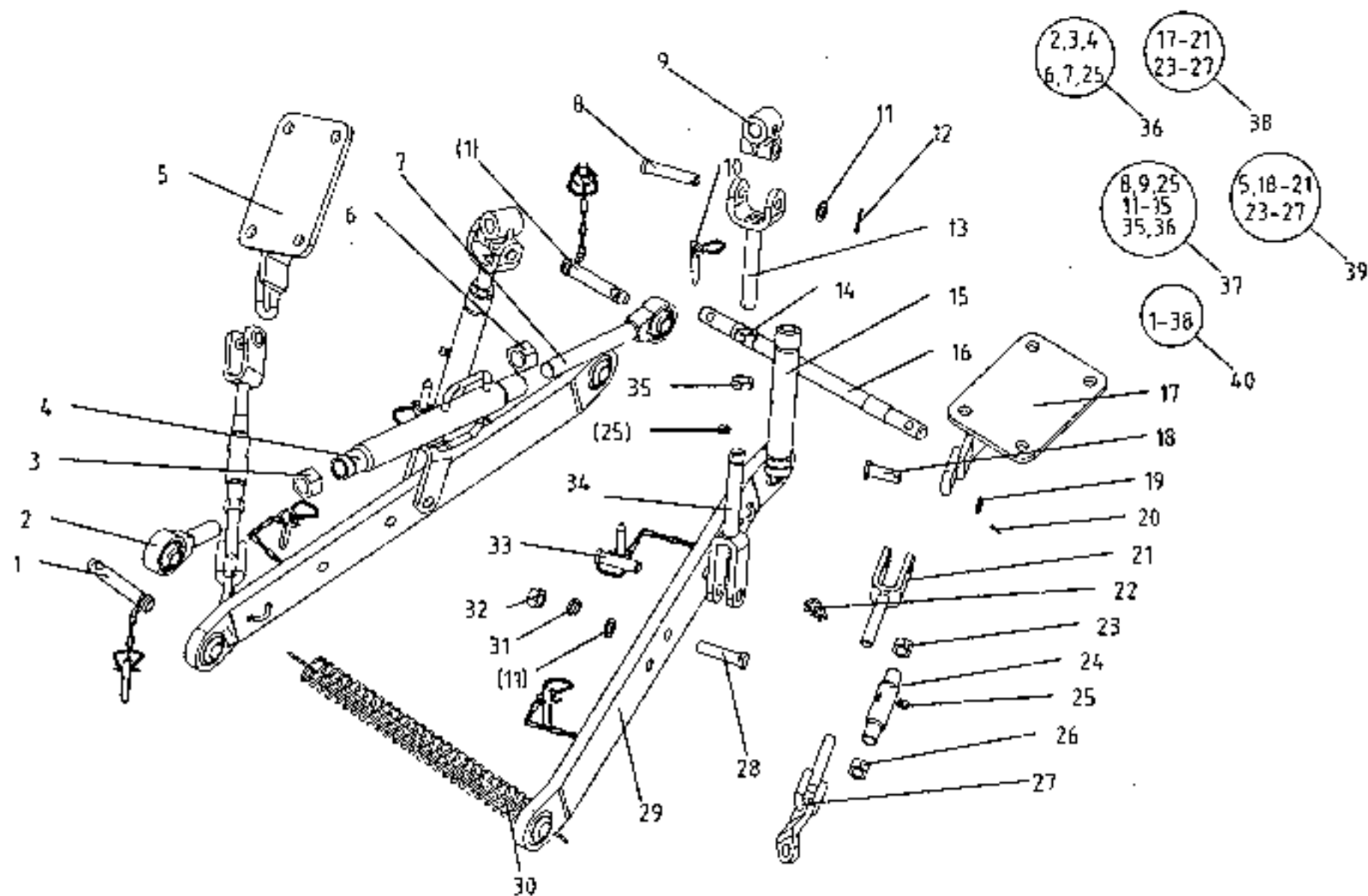
27.A 悬挂装置总成 Suspension Mechanism

续表

Ser.No.	Part No.	名称及规格	Name & Specifications	Quantity	Remarks
26	280.56.019	后限位链焊合作	Rear check chain	2	
27	200.56.103	下拉杆连接轴	Lower link shaft	1	
28	300.56.018-1	上拉杆前调节杆总成	Upper link front adjusting rod	1	
29	GB/T6170-2000-M24	螺母 M24	Hex .nut M24	1	
30	280.56.016	调节螺管焊合作	Turn buckle of upper link	1	
31	280.56.012	上拉杆总成	Upper link assembly	1	
32	280.56.013	提升杆总成	Lift rod assembly	2	
33	280.56.015	限位链总成	Check chain assembly	2	
34	280.56.001	悬挂装置总成	Suspension mechanism assembly	1	

27. B 悬挂装置总成 Suspension Mechanism(Optional)

300A. 56. 001



27.B 悬挂装置总成 Suspension Mechanism

Ser.No.	Part No.	名称及规格	Name & Specifications	Quantity	Remarks
1	200.56.016	上拉杆连接销总成	Coupling pin of upper link	2	
2	200.56.019-1	上拉杆后螺杆压合件	Upper link screw check chain	1	
3	GB/T6171-2000-M22×2	螺母 M22×2	Hex.nut M22×2	1	
4	200.56.018	短上拉杆螺管焊合件	Upper link check chain	1	
5	300A.56.029	左前限位链焊合件	Left frontcheck chain weldment	1	
6	GB/T6171-2000-M22×2-L	螺母 M22×2(左)	Hex.nut M22×2-L	1	
7	200.56.017-1	上拉杆前螺杆压合件	Lower link weldment	1	
8	GB/T882-1986-B16×80	销B16×80	Clevis pin with head B16×80	2	
9	200.56.111	十字叉套	Cross joint	2	
10	200.56.011	锁销组合件	Knock pin	2	
11	GB/T97.1-2002-16	垫圈 16	Plain washer 16	6	
12	GB/T91-2000-3.2×26	销 3.2×26	Split pin 3.2×26	2	
13	200.56.020	提升杆上叉焊合件	Lift rod skewer	2	
14	GB/T6171-2000-M20×2-L	螺母 M20×2(左)	Hex.nut M20×2-L	2	
15	200.56.027	提升螺管焊合件	Lift rod check chain	2	
16	200.56.103	下拉杆连接轴	Lower link shaft	1	
17	300A.56.026	右前限位链焊合件	Right frontcheck chain weldment	1	
18	GB/T882-1986-B14×55	销轴 B14×55	Clevis pin with head B14×45	2	
19	GB/T97.1-2002-14	垫圈 14	Plain washer 14	2	
20	GB/T91-2000-4×28	销 4×28	Split pin 4×28	2	
21	200.56.025-2	前限位链螺杆焊合件	Front check chain screw	2	
22	200.56.101-1	R销	R-pin	2	
23	GB/T6172-2000-M14-L	螺母 M14(左)	Hex.nut M14-L	2	
24	200.56.125	限位链螺杆	Check chain screw	2	
25	JB/T7940.1-1995-M10×1	油杯 M10×1	Grease nipple M10×1	5	

27 悬挂装置总成 Suspension Mechanism

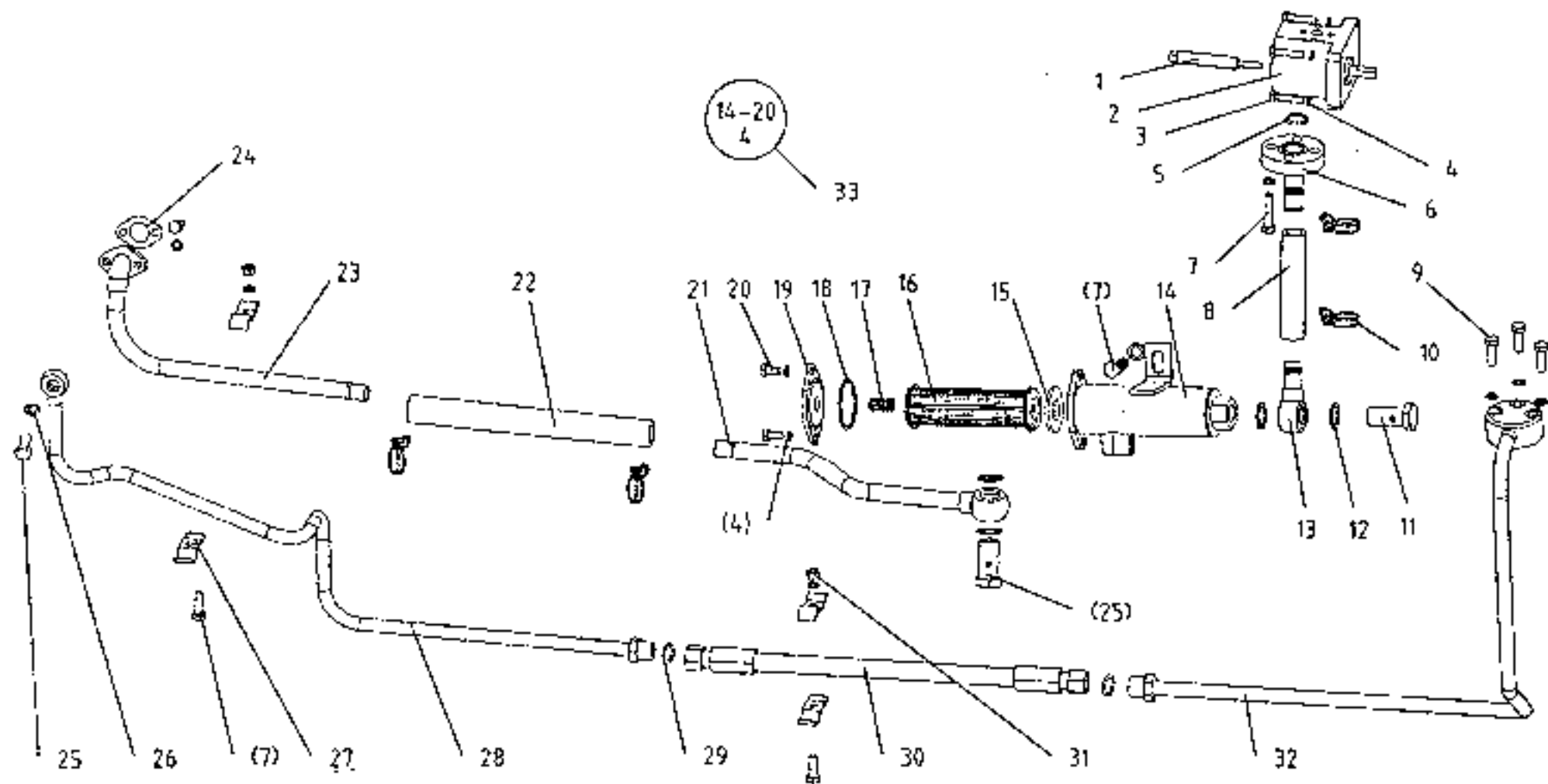
续表

Ser.No.	Part No.	名称及规格	Name & Specifications	Quantity	Remarks
26	GB/T6172-2000-M14	螺母 M14	Hex.nut M14	2	
27	200.56.026-1	后限位链焊合件	Back check chain weldment	2	
28	GB/T5782-2000-M16×55	螺栓 M16×55	Hex. head bolt M16×55	2	
29	200.56.014-1	短下拉杆总成	Down link assembly	2	
30	200.56.102	限位弹簧	Check spring	2	
31	GB/T93-1987-16	垫圈 16	Spring lock washer 16	2	
32	GB/T6170-2000-M16	螺母 M16	Hex.nut M16	4	
33	GB/T882-1986-B16×45	销轴 B16×45	Clevis pin with head B16×45	2	
34	200.56.022	提升杆下叉焊合件	Lower clevis of lift rod	2	
35	GB/T6171-2000-M20×2	螺母 M20×2	Hex.nut M20×2	2	
36	200.56.012-1	短上拉杆总成	Upper link assembly	1	
37	200.56.013	提升杆总成	Lift rod assembly	2	
38	300A.56.016	右限位链总成	Right Check chain assembly	1	
39	300A.56.015	左限位链总成	Left Check chain assembly	1	
40	300A.56.001	悬挂装置总成	Suspension mechanism assembly	1	

28.A 滤油器油泵油管总成

Oil Pump, Filter, Pipe and Fittings (for KM385BT Diesel Engine)

254-11A.58.001



28.A 油泵、滤油器、油管总成 Oil Pump, Filter, Pipe and Fittings

Ser.No.	Part No.	名称及规格	Name & Specifications	Quantity	Remarks
1	300.58.102	紧固螺栓	Fastening bolt	1	Left circle
2	CBN-E310A	齿轮泵	Gear pump	1	
3	GB/T5783-2000-M8×35	螺栓 M8×35	Hex. head bolt M8×35	3	
4	GB/T93-1987-8	垫圈 8	Spring lock washer 8	15	
5	GB/T3452.1-1992-18×2.65	O形圈 18×2.65	O-ring seal 18×2.65	2	
6	254-11.58.015	油泵进油管焊合件	Oil pipe	1	
7	GB5783-2000-M8×25	螺栓 M8×25	Hex. head bolt M8×25	7	
8	250E.58.104	输油胶管	Pastent pipe	1	
9	200.58A.012	管接头夹组合件	Hose clip	4	
10	GB/T5783-2000-M8×25	螺栓 M8×25	Hex. head bolt M8×25	7	
11	GB/T3541-1983-M22×1.5	铰接螺栓 M22×1.5	Hollow bolt M22×1.5	2	
12	JB-FT-CU-22	组合密封铜垫圈 22	Combination washer 22	4	
13	250E.58.016	油泵进油管焊合件 (二)	Suction pipe weldment	1	
14	254-11A.58.014	滤油器壳焊合件	Filter box	1	
15	200.58A.110	滤油器胶垫	Rubber gasket of filter	1	
16	200.58A.015	滤芯胶合件	Filter	1	
17	200.58A.109	滤芯压簧	Pressure spring	1	
18	GB/T3452.1-1992-53×2.65	O形圈 53×2.65	O-ring seal 53×2.65	1	
19	200.58A.108	滤油器压盖	End cover	1	
20	GB/T5783-2000-M8×16	螺栓 M8×16	Hex. head bolt M8×16	2	
21	254-11A.58.020	滤油器进油管焊合件	Filter oil delivery	1	
22	304.58A137	输油胶管	Pastent pipe	1	
23	200.58A.019	吸油管焊合件	Suction pipe assy of gear pump	1	
24	200.58A.130	纸垫	Paper gasket	1	
25	200.55.124	空心螺栓	Hollow bolt	1	for distributor

28.A 油泵、滤油器、油管总成 Oil Pump, Filter, Pipe and Fittings

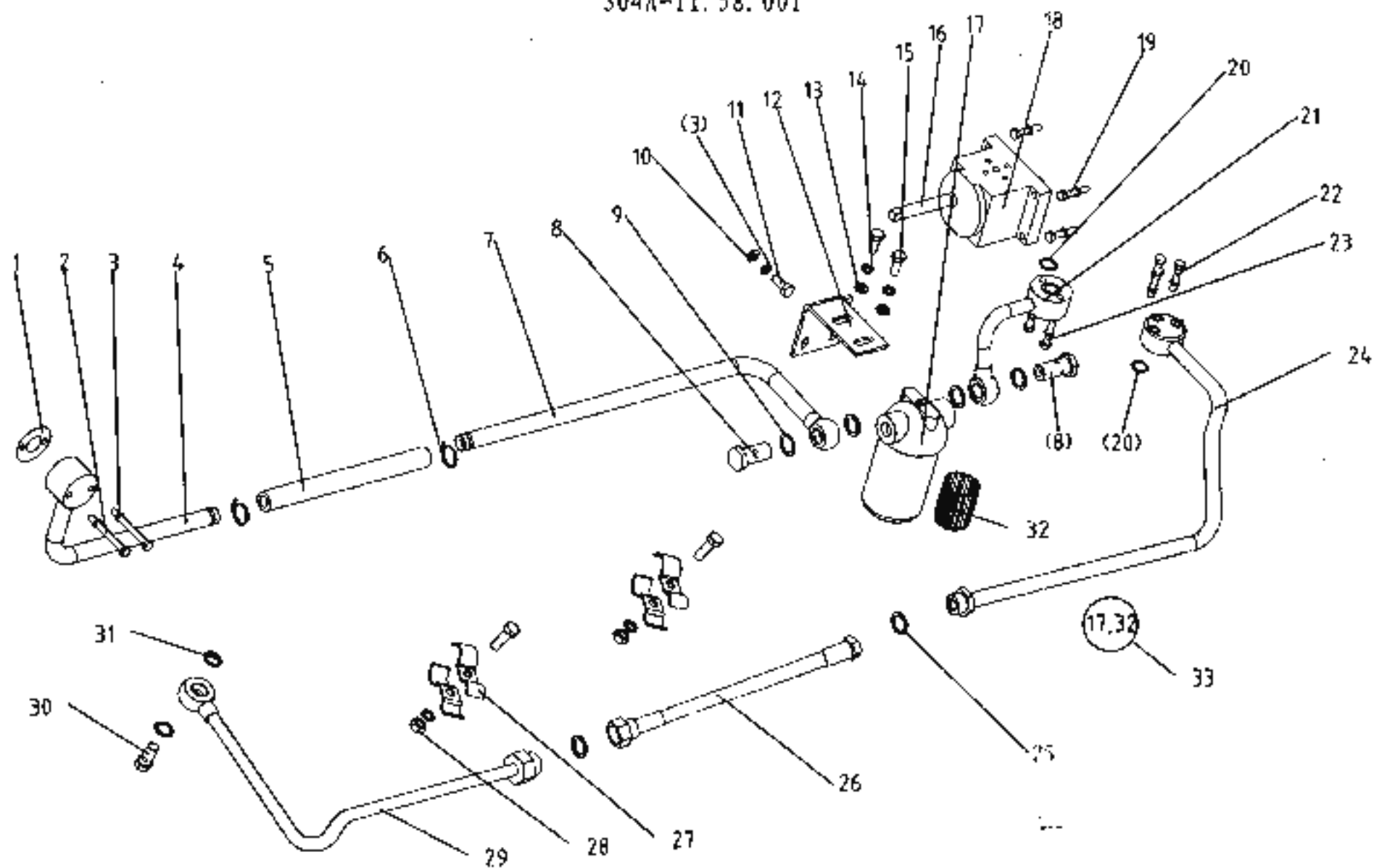
续表

Ser.No.	Part No.	名称及规格	Name & Specifications	Quantity	Remarks
	354.61.101	铰接螺栓	Hollow bolt	1	for Valve
26	JB-FT-CU-14	组合密封铜垫圈 14	Combination washer 14	2	for distributor
	354.61.102	垫圈	Washer	2	for Valve
27	404B.58D.120-1	固定夹	Fix clip	4	
28	254-11A.58.018	分配器进油管后段焊合件 1	Rear distributor inlet pipe	1	for distributor
	254-11A.58.015	多路阀进油管后段焊合件	Rear Sandwich Multiple Control Valve inlet pipe	1	for Valve
29	GB/T3452.1-1992-11.8×2.65	O形圈 11.8×2.65	O-ring seal 11.8×2.65	2	
30	404B.58D.018	软管总成	Hose assy	1	
31	GB/T6170-2000	螺母 M8	Hex. nut M8	2	
32	254-11A.58.012	分配器进油管前段焊合件	Front distributor inlet pipe	1	
33	254-11A.58.013	滤油器总成	Filter box assembly	1	

28.B 油泵 滤油器 油管总成

Oil pump, Filter, Pipe and Fittings (for ZN390T Diesel Engine)

304A-11.58.001



28.B 油泵、滤油器、油管总成 Oil Pump, Filter, Pipe and Fittings

Ser.No.	Part No.	名称及规格	Name & Specifications	Quantity	Remarks
1	304.58A.101	纸垫	Paper gasket	1	
2	GB/T5783-2000-M8×55	螺栓 M8×55	Hex. head bolt M8×55	2	
3	GB/T93-1987-8	垫圈 8	Spring lock washer 8	15	
4	354.58B.015	滤清器进油管焊合件(一)	Filter inlet pipe weldment(1)	1	
5	HG4-761-74	输油胶管 22×32×270	Hose 22×32×270	1	
6	JB/T8870-1999-2A (25-38)	喉箍 2A (25-38)	Hoop 2A (25-38)	2	
7	300A.58.014	滤清器进油管焊合件	Filter inlet pipe weldment	1	
8	320.58.108	铰接螺栓 M22×1.5	Hollow bolt M22×1.5	2	
9	JB-FT-CU-22	组合密封铜垫圈 22	Combination washer 22	4	
10	GB/T97.1-2002-8	垫圈 8	Plain washer 8	2	
11	GB/T5783-2000-M8×25	螺栓 M8×25	Hex. head bolt M8×25	4	
12	254-9.58.101	滤清器支架	Filter plank	1	
13	GB/T97.1-2002-10	垫圈 10	Plain washer 10	2	
14	GB/T93-1987-10	垫圈 10	Spring lock washer 10	2	
15	GB/T5783-2000-M10×20	螺栓 M10×20	Hex. head bolt M10×20	2	
16	300.58.102	紧固螺栓	Hollow bolt	1	
17		液压油滤清器座	Filter shell	1	
18	CBN-E310B	齿轮泵	Gear pump	1	
19	GB/T5783-2000-M8×35	螺栓 M8×35	Hex. head bolt M8×35	3	
20	GB/T3452.1-1992-18×2.65	O形圈 18×2.65	O-ring seal 18×2.65	2	
21	404B.58D.010	油泵吸油管焊合件	Oil pipe	1	
22	GB/T5783-2000-M8×40	螺栓 M8×40	Hex. head bolt M8×40	3	
23	GB/T5783-2000-M8×45	螺栓 M8×45	Hex. head bolt M8×45	2	
24	300A.58.020	分配器进油管前段焊合件	Front distributor inlet pipe	1	
25	GB/T3452.1-1992-11.8×2.65	O形圈 11.8×2.65	O-ring seal 11.8×2.65	2	

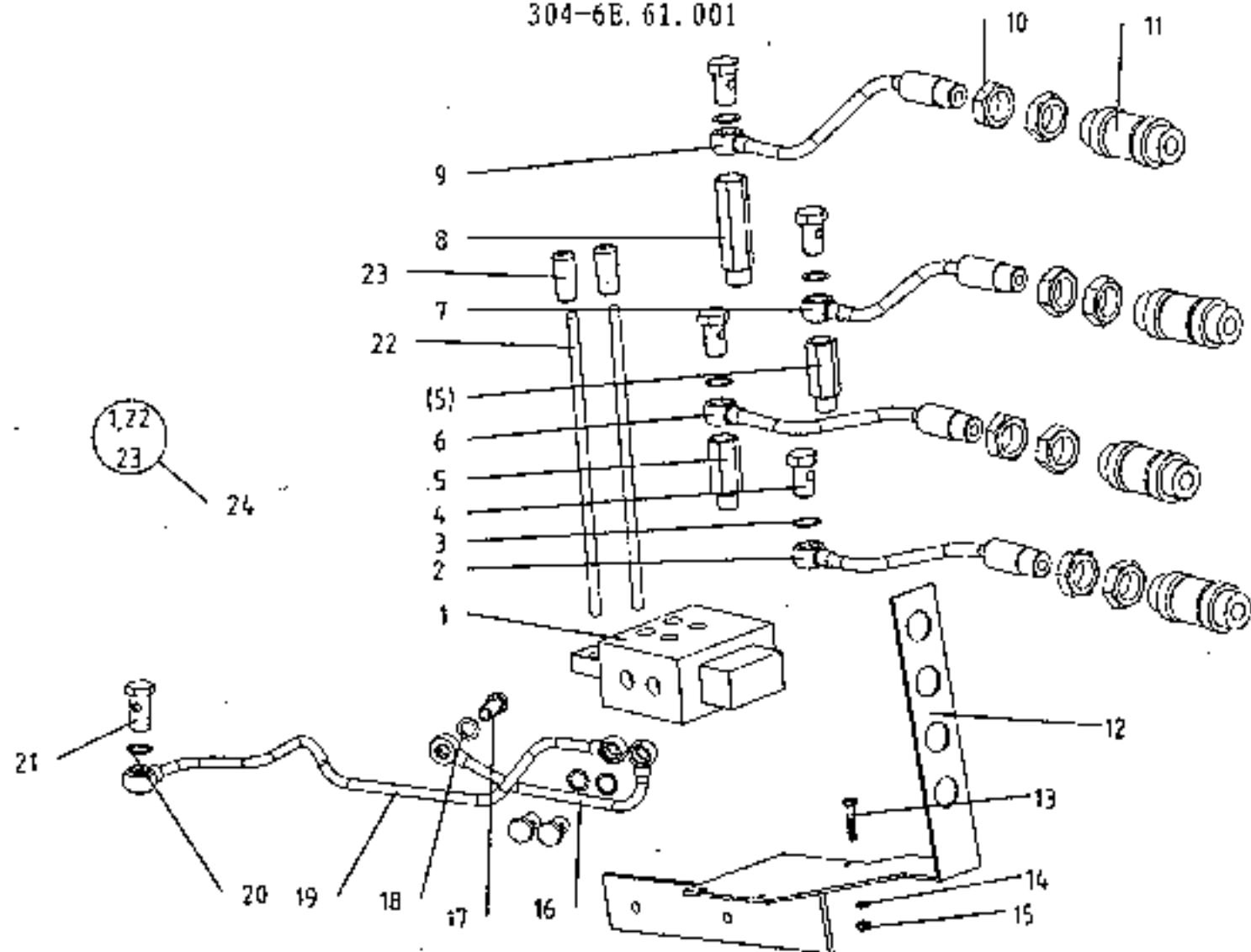
28.B 油泵、滤油器、油管总成 Oil Pump, Filter, Pipe and Fittings

续表

Ser.No.	Part No.	名称及规格	Name & Specifications	Quantity	Remarks
26	300A.58.016-1	软管总成	Hose assy	1	
27	404B.58D.120-1	固定夹	Fix clip	4	
28	GB/T6170-2000-M10	螺母 M10	Hex. nut M10	2	
29	304A-11.58.011-1	分配器进油管后段焊合件	Rear distributor inlet pipe	1	
	304A-11.58.012-1	多路阀进油管后段焊合件	Tail inlet pipe weldment	1	Optional
30	200.55.124	空心螺栓	Hollow bolt	1	
	354.61.101	铰接螺栓	Hollow bolt	1	Optional
31	JB-FT-CU-14	组合密封铜垫圈 14	Combination washer 14	2	
	354.61.102	垫圈	Copper washer	2	Optional
32	YX0811A	液压油滤芯	Filter core	1	
33	YX0811A-0000	液压油滤清器总成	Filter	1	

29 多路阀液压输出系统总成 Sandwich Multiole Control Valve

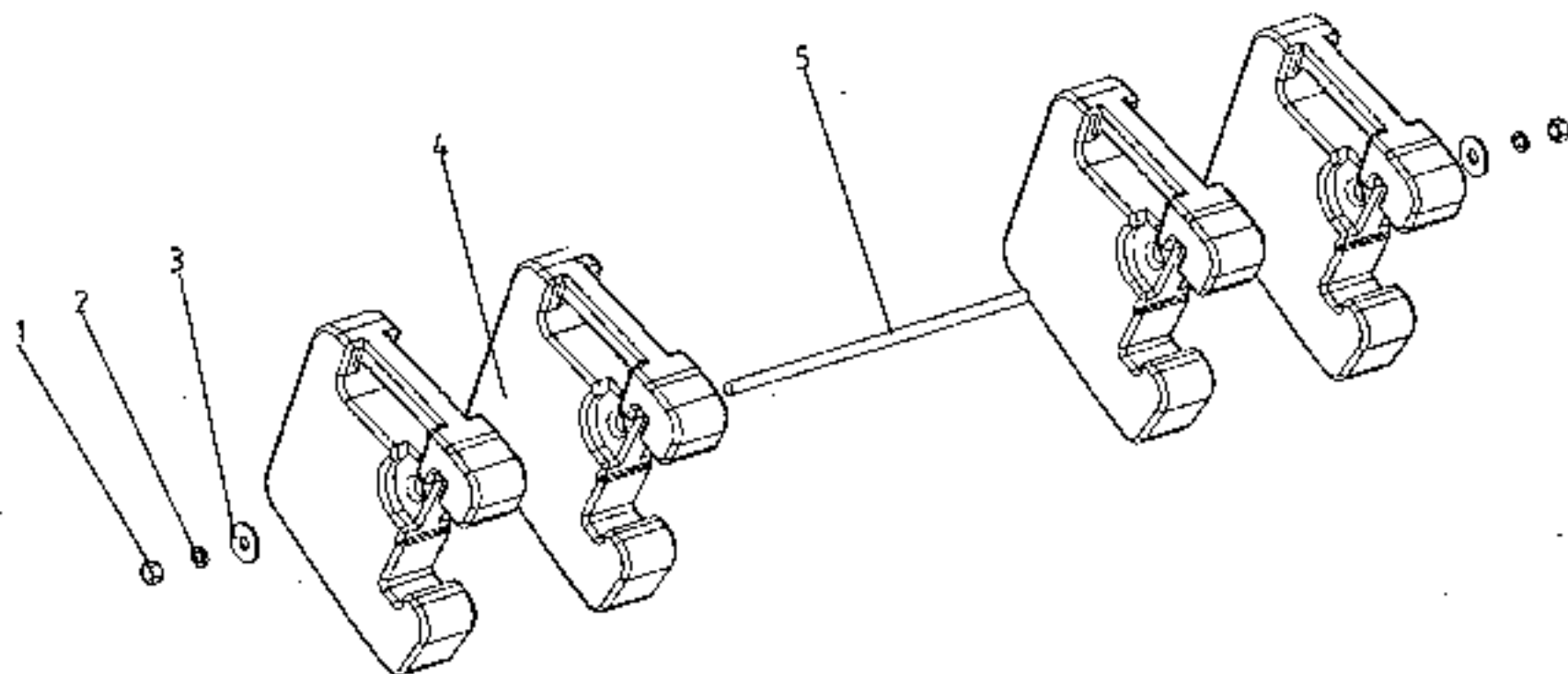
304-6E. 61. 001



29 多路阀液压输出系统总成 Sandwich Multiole Control Valve

Ser.No.	Part No.	名称及规格	Name & Specifications	Quantity	Remarks
1		多路换向阀阀体	Sandwich multiole control valve	1	
2	304G2-6.61.025	多路阀出油管焊合件 (二)	Out-let pipe (2)	1	
3	354.61.102	垫圈	Spring washer	15	
4	354.61.101	铰接螺栓	Hex. head bolt	6	
5	254-1.61.101	多路阀吸油管接头	Inlet pipe connect	2	
6	304G2-6.61.023	多路阀吸油管焊合件 (二)	Inlet pipe (2)	1	
7	304G2-6.61.021	多路阀出油管焊合件 (一)	Out-let pipe (1)	1	
8	304G2-6.61.118	多路阀吸油管接头	Inlet pipe connect	1	
9	304G2-6.61.019	多路阀吸油管焊合件 (一)	Inlet pipe (1)	1	
10	GB/T6173-2000-M24×2	螺母 M24×2	Hex. nut M24×2	8	
11		快换接头NPT 1/2"	Quick change NPT1/2"	4	
12	304-6E.61.011	连接板焊合件	Connecting plant weldment	1	
13	GB/T5782-2000-M6×55	螺栓 M6×55	Hex. head bolt M6×55	3	
14	GB/T93-1987-6	垫圈 6	Spring washer 6	3	
15	GB/T6170-2000-M6	螺母 M6	Hex. nut M6	3	
16	254-1.61.013-1	分配器进油管焊合件	Distributor inlet pipe	1	
17	200.55.124	空心螺栓	Hollow bolt	2	
18	JB-FT-CU-14	组合密封铜垫圈 14	Combination washer 14	2	
19	254-1.61.015-1	多路阀回油管焊合件	Return pipe weldment	1	
20	JB-FT-CU-18	组合密封铜垫圈 18	Combination washer 18	2	
21	250D.58.118	铰接螺栓 M18×1.5	Hex. head bolt M18×1.5	1	
22		多路阀操纵手柄	Sandwich multiole control valve handle	1	
23		多路阀手柄套	Sandwich multiole control valve sheath	1	
24	ZD-L10E-W-00-1	多路换向阀	Sandwich multiole control valve	1	

30 前配重总成
Front Balance Weight
250.73.001-1

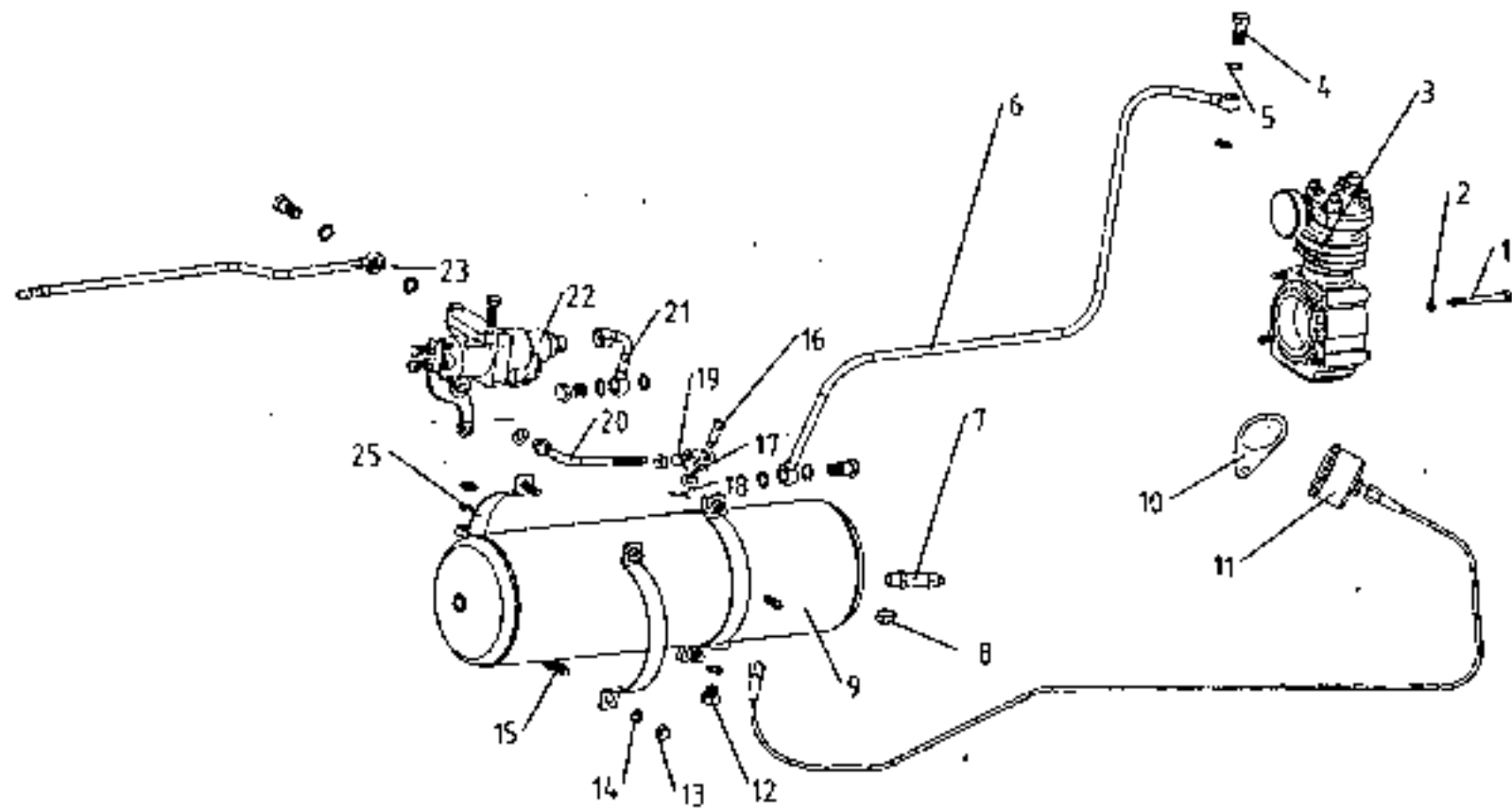


30 前配重总成 Front Balance Weight

Ser.No.	Part No.	名称及规格	Name & Specifications	Quantity	Remarks
1	GB/T6170-2000-M12	螺母 M12	Hex.nut M12	2	
2	GB/T93-1987-12	垫圈 12	Spring lock washer 12	2	
3	GB/T96-2002-12	垫圈 12	Plain washer 12	2	
4	250.73.101-1	配重	Balance weight block	4	
5	250.73.104	夹紧螺栓	Double end stud,clamping type	1	

31.A 气刹装置总成 Air Brake Installations for Trailer (Optional)

254-11A. 80. 001/304A-11A. 80. 001

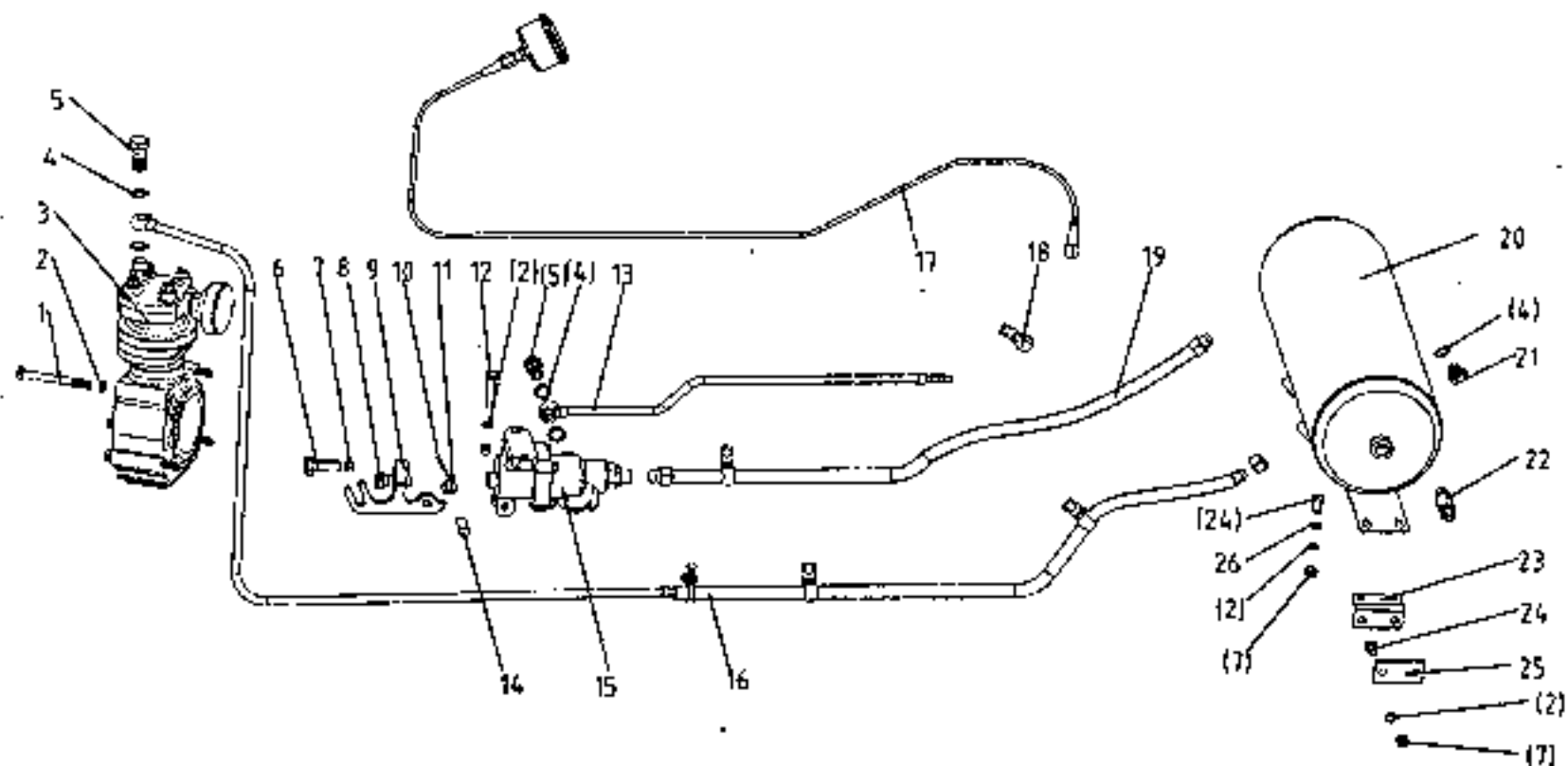


31.A 前置式挂车气刹装置总成 Air Brake Installations for Trailer (Optional)

Ser.No.	Part No.	名称及规格	Name & Specifications	Quantity	Remarks
1	GB/T5782-2000-M8×95	螺栓 M8×95	Hex. head bolt M8×95	4	
2	GB/T93-1987-8	垫圈 8	Spring lock washer 8	16	
3	300.80.010	空气压缩机总成	Air pump	1	
4	300.80.101	管接头螺钉	Hollow Bolt	2	
5	300.80.102	铝垫片	Aluminum washer	5	
6	254-11A.80.011	气泵出气管焊合件	Outlet pipe, air pump	1	for 385 engine
	304A-11A.80.011	气泵出气管焊合件	Outlet pipe, air pump	1	for 390 engine
7	300.80.017	安全阀总成	Safety valve	1	
8		盖形螺母M10×1	Nut M10×1	1	
9	254-11A.80.012	储气筒总成	Air tank	1	for Combination meter
	254-11A.80.012A	储气筒总成	Air tank	1	for Unistrand Meter
10	300.80.126	气压表支架	Air pressure gauge bracket	1	optional
11	200.80.020	气压表总成	Air-pressure gauge	1	for Unistrand Meter
12	300.80.103	放水阀	Water drain plug	1	
13	GB/T6170-2000-M10	螺母 M10	Hex. nut M10	7	
14	GB/T93-1987-10	垫圈 10	Spring lock washer 10	6	
15	GB/T5783-2000-M10×30	螺栓 M10×30	Hex. head bolt M10×30	6	
16	GB/T882-1986-B10×30	销轴 B10×30	Clevis pin with head B10×30	1	
17	GB/T97.1-2002-10	垫圈 10	Plain washer 10	2	
18	GB/T91-2000-3.2×20	销 3.2×20	Split pin 3.2×20	2	
19	300.80.104	制动阀拉杆叉	Brake valve pull-rod clevis	1	
20	254-11A.80.015	推杆焊合件	Handspike	1	
21	254-11A.80.014	储气筒出气管焊合件	Air reservoir export pipe	1	
22	300.80.016	制动阀总成	Brake valve	1	
23	300.80.018	制动阀出气管焊合件	Outlet pipe, brake valve	1	
24	300.80.105	储气筒抱箍	Air reservoir hoop	4	

31.B 气刹装置总成 Air Brake Installations for Trailer (Optional)

254-11.80.001/304A-11.80.001



31. B 前置式挂车气刹装置总成 Air Brake Installations for Trailer (Optional)

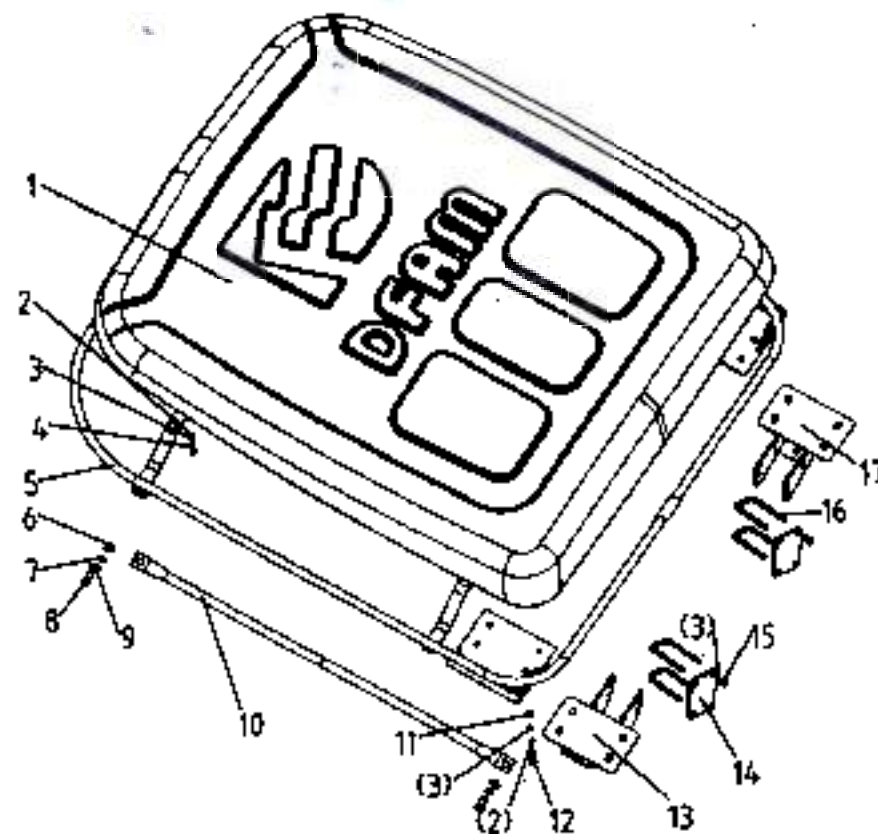
Ser.No.	Part No.	名称及规格	Name & Specifications	Quantity	Remarks
1	GB/T5782-2000-M8×95	螺栓 M8×95	Hex. head bolt M8×95	4	
2	GB/T93-1987-8	垫圈 8	Spring lock washer 8	16	
3	300.80.010	空气压缩机总成	Air pump	1	
4	300.80.102	铝垫片	Aluminum washer	5	
5	300.80.101	管接头螺钉	Hollow Bolt	2	
6	GB/T5783-2000-M8×40	螺栓 M8×40	Hex. head bolt M8×40	1	
7	GB/T6170-2000-M8	螺母 M8	Hex. nut M8	14	
8	GB/T5783-2000-M8×45	螺栓 M8×45	Hex. head bolt M8×45	1	
9	200.80.116	制动阀拉杆	Rod brake valve	1	
10	GB/T91-2000-3.2×20	销 3.2×20	Split pin 3.2×20	1	
11	GB/T97.1-2002-10	垫圈 10	Plain washer 10	1	
12	GB/T5783-2000-M8×50	螺栓 M8×50	Hex. head bolt M8×50	4	
13	200.80.011	制动阀出气管焊合件	Outlet pipe, brake valve	1	
14	GB/T882-1986-B10×30	销轴 B10×30	Clevis pin with head B10×30	1	
15	200.80.021	制动阀总成	Brake valve	1	
16	254-11.80.010	气泵出气管合件	Outlet pipe, air pump	1	For 385 engine
	304A-11.80.010	气泵出气管合件	Outlet pipe, air pump	1	For 390 engine
17	200.80.020	气压表总成	Air-pressure gauge	1	For Unistrand Meter
18	200.48B.108	电线夹	Wire nip	7	
19	200.80.012-1	第二制动阀出气管合件	Second Outlet pipe, brake valve	1	
20	300A.80.012	储气筒总成	Air tank	1	
21	300.80.103	放水阀	Water drain plug	1	
22	300.80.017	安全阀总成	Safety valve	1	
23	300A.80.109	储气筒支架	Air tank bracket	2	
24	GB/T5783-2000-M8×16	螺栓 M8×16	Hex. head bolt M8×16	8	

31. B 前置式挂车气刹装置总成 Air Brake Installations for Trailer (Optional)

续表

Ser.No.	Part No.	名称及规格	Name & Specifications	Quantity	Remarks
25	300A.80.108	垫板	Templet	2	
26	GB/T97.1-2002-8	垫圈 8	Plain washer 8	4	

32 遮阳篷总成 Sunshade
(Optional)
304-9A. 45. 001



32 遮阳篷总成 Sunshade

Ser.No.	Part No.	名称及规格	Name & Specifications	Quantity	Remarks
1	254G3.45.101	遮阳篷	Sunshade	1	
2	GB/T97.1-2002-12	垫圈 12	Plain washer 12	16	
3	GB/T93-1987-12	垫圈 12	Spring lock washer 12	12	
4	GB/T5783-2000-M12×25	螺栓 M12×25	Hex. head bolt M12×25	4	
5	304-9A.45.011	上支撑架焊合件	Ascending shore	1	
6	GB/T6170-2000-M10	螺母 M10	Hex. nut M10	2	
7	GB/T93-1987-10	垫圈 10	Spring lock washer 10	4	
8	GB/T97.1-2002-10	垫圈 10	Plain washer 10	4	
9	GB/T5783-2000-M10×30	螺栓 M10×30	Hex. head bolt M10×30	4	
10	304-9A.45.101	支撑钢管	Support tube	1	
11	GB/T6170-2000-M12	螺母 M12	Hex. nut M12	8	
12	GB/T5783-2000-M12×35	螺栓 M12×35	Hex. head bolt M12×35	8	
13	304-9A.45.016	下支撑座焊合件 (左)	Left shore	1	
14	304-9A.45.102	固定板	Immobility board	2	
15	GB/T6182-2000-M12	螺母 M12	Hex. nut M12	4	
16	304-9A.45.103	U型螺栓	U-bolt	4	
17	304-9A.45.017	下支撑座焊合件 (右)	Right shore	1	